

# **Remedial Investigation / Remedial Alternatives Analysis Report**

**Anderson Cleaners Site  
5 Hunt Road  
Jamestown, New York  
BCP # C907027**

**Prepared for:** Mr. Michael K. Lyons  
Anderson Cleaners, Inc.  
5 Hunt Road  
Jamestown, New York 14701

**Prepared by:** Day Environmental, Inc.  
40 Commercial Street  
Rochester, New York 14614

**Project #:** 3563S-04


**Date:** March 2011 (Revised July 2011)

## REMEDIAL INVESTIGATION/REMEDIAL ALTERNATIVES ANALYSIS REPORT

Anderson Cleaners Site  
5 Hunt Road  
Jamestown, New York

NYSDEC BCP Site Number: C907027

I Raymond L. Kampff certify that I am currently a Qualified Environmental Professional as defined in 6 NYCRR Part 375 and that this Report was prepared in accordance with applicable statutes and regulations and in substantial conformance with the *DER Technical Guidance for Site Investigation and Remediation (DER-10)* and that activities were performed in general accordance with the DER-approved work plan and approved modifications.

  
Raymond L. Kampff  
Associate  
Day Environmental, Inc.



## Table of Contents

	<u>Page</u>
<b>1.0 INTRODUCTION.....</b>	<b>1</b>
1.1 Purpose of Report .....	1
1.2 Site Description.....	1
1.3 Site History .....	1
1.4 Previous Studies.....	2
1.5 Report Organization.....	4
<b>2.0 SITE ACTIVITIES AND INVESTIGATION METHODS .....</b>	<b>6</b>
2.1 Storm/Sanitary Sewer Evaluation .....	6
2.2 Soil Gas Survey.....	7
2.3 Evaluation of an Existing Bedrock Well .....	8
2.4 Courtyard Evaluation .....	8
2.5 Test Borings .....	9
2.6 Groundwater Evaluation .....	13
2.7 QA/QC and Data Usability Summary Report.....	19
2.8 Soil Removal Interim Remedial Measure .....	20
2.9 Bioremediation Pilot Tests.....	22
2.10 DNAPL Removal.....	24
2.11 Study Derived Waste .....	24
<b>3.0 PHYSICAL CHARACTERISTICS OF THE SITE.....</b>	<b>25</b>
3.1 Topography .....	25
3.2 Bedrock .....	25
3.3 Overburden .....	26
3.4 Hydrogeology .....	27
3.5 Demography, Land Use and Water Use .....	28
<b>4.0 NATURE AND EXTENT OF IMPACT.....</b>	<b>29</b>
4.1 Contaminants of Concern .....	29
4.2 DNAPL .....	29
4.3 Soil and Vadose Zone .....	30
4.3.1 Soil Gas.....	30
4.3.2 Background Soil Test Results.....	30
4.3.3 Subsurface Soil Test Results.....	31
4.4 Groundwater Quality .....	33
<b>5.0 FATE AND TRANSPORT .....</b>	<b>36</b>
5.1 Potential Routes of Migration.....	36
5.2 Contaminant Persistence .....	36
5.3 Contaminant Migration.....	37
5.3.1 Factors Affecting Contaminant Migration.....	38

<b>6.0</b>	<b>EXPOSURE ASSESSMENT .....</b>	<b>39</b>
6.1	Qualitative Human Health Exposure Assessment .....	39
6.2	Fish and Wildlife Resources Impact Analysis .....	41
<b>7.0</b>	<b>CONCEPTUAL SITE MODEL .....</b>	<b>42</b>
<b>8.0</b>	<b>IDENTIFICATION AND DEVELOPMENT OF ALTERNATIVES .....</b>	<b>46</b>
8.1	Remedial Action Objectives .....	46
	8.1.1 Contaminants of Interest .....	47
	8.1.2 Development of Remediation Criteria .....	47
8.2	General Response Actions .....	48
8.3	Development of Remediation Alternatives .....	50
<b>9.0</b>	<b>DETAILED EVALUATION OF ALTERNATIVES .....</b>	<b>52</b>
9.1	Alternative #1 .....	52
9.2	Alternative #2 .....	55
9.3	Alternative #3 .....	58
9.4	Recommended Alternative .....	59
<b>10.0</b>	<b>REFERENCES .....</b>	<b>60</b>
<b>11.0</b>	<b>ACRONYMS .....</b>	<b>62</b>

## **TABLES**

<b>Table 1</b>	Test Pit/Trench Samples Collected on 10/6/2004 – Courtyard Evaluation, Summary of Detected Volatile Organic Compounds
<b>Table 2</b>	Summary of Detected Volatile Organic Compounds (VOCs): Soil Samples Collected from Test Borings TB-100 through TB-114 on 2/7/2005 (Courtyard Evaluation)
<b>Table 3</b>	Test Boring/Monitoring Well Installations
<b>Table 4</b>	Analytical Laboratory Testing Program
<b>Table 5A</b>	Summary of Detected VOCs in Soil Samples
<b>Table 5B</b>	Summary of Detected-SVOCs, TPH, PCBs, Pesticides and Metals in Soil
<b>Table 6A</b>	Summary of Detected VOCs in Groundwater
<b>Table 6B</b>	Summary of Detected S-VOCs, Pesticides/PCBs and Metals in Groundwater
<b>Table 7</b>	Hydraulic Conductivity Testing, August 18, 2005
<b>Table 8</b>	Summary of Groundwater Measurements/Elevations
<b>Table 9</b>	Summary of Detected in Soil VOCs Following Soil Removal IRM
<b>Table 10</b>	Opinion of Probable Cost – Alternative 1
<b>Table 11</b>	Opinion of Probable Cost – Alternative 2

## **FIGURES**

<b>Figure 1</b>	Project Locus Map
<b>Figure 2</b>	Site Plan with Underground Utility Locations
<b>Figure 3</b>	Partial Plan with Courtyard Evaluation Test Pit and Test Boring Locations
<b>Figure 4</b>	Cross Section: Courtyard Area
<b>Figure 5</b>	Site Plan with Subsurface Exploration Locations
<b>Figure 6</b>	Groundwater Contour Maps: May 5, 2010
<b>Figure 7</b>	Summary of VOC Test Results: Groundwater Samples
<b>Figure 7A</b>	Summary of VOC Test Results: Groundwater Samples
<b>Figure 8</b>	Cross-Section A-A'
<b>Figure 9</b>	Cross-Section B-B'
<b>Figure 10</b>	Presumed DNAPL Extent and Top of Till/Top of Fractured Rock/Top of Competent Rock Elevations

## **APPENDICES**

**Appendix A:** Previous Studies

**Appendix B:** Passive Soil Gas Survey Report - Beacon Environmental Services, Inc.

**Appendix C:** Analytical Laboratory Reports and Chain-of-Custody Documentation

**Appendix D:** Test Boring Logs/ /Monitoring Well Installation Diagrams

**Appendix E:** Monitoring Well Development Data and Monitoring Well Sample Logs

**Appendix F:** Hydraulic Conductivity Test Data

**Appendix G:** Data Usability Summary Report – Data Check, Inc.

**Appendix H:** Waste Disposal Documentation

**Appendix I:** Dense Non-Aqueous Phase Liquid (DNAPL) Removal Logs

**Appendix J:** Fish and Wildlife Resources Impact Analysis Decision Key

## **1.0 INTRODUCTION**

Anderson Cleaners, Inc. (Anderson Cleaners) and Mr. Michael K. Lyons entered the Brownfield Cleanup Program (BCP) administered by the New York State Department of Environmental Conservation (NYSDEC) in 2005.

Anderson Cleaners is located at 5 Hunt Road, Jamestown, New York (Site) and the Site is identified as BCP site #C907027. Anderson Cleaners retained Day Environmental, Inc. (DAY) to complete a Remedial Investigation (RI) and to develop Remedial Alternatives (RA) for the Site and to prepare this RI/Remedial Alternatives Analysis (RAA) report.

### **1.1 Purpose of Report**

The purpose of this RI/RAA report is to present the findings of the studies completed as part of this RI to provide an understanding of the environmental conditions at the Site, which were the result of past activities. In addition, this report describes an Interim Remedial Measure (IRM) conducted to remove contaminated soil from the Site, actions conducted to remove Dense Non-Aqueous Phase Liquid (DNAPL), and bioremediation pilot testing completed to evaluate this potential remedial approach. The information obtained during the above activities was used to: evaluate the nature and extent of contamination; identify potential routes of exposure and potential receptors; and evaluate the fate and transport of contaminants. Finally, this report also provides an evaluation of remedial alternatives to address the remaining environmental impacts identified at the Site.

### **1.2 Site Description**

The Site consists of approximately 2.4 acres located partially in the City of Jamestown and partially in the Town of Ellicott, New York. The Site is designated as Section Block and Lot numbers 504-01-001, 504-01-002, and 504-01-003 (Jamestown) and 32-1-1 and 32-1-11 (Ellicott). A Project Locus Map and a Site Plan with Utility Locations are appended as Figures 1 and 2, respectively.

The Site is currently improved by an approximate 11,400-square foot one-story brick and concrete block building. The building was constructed in phases with the southwest portion constructed in the 1930s; the south-central portion constructed in 1947; and the northern and eastern portion constructed in 1985.

### **1.3 Site History**

The first record of development on the Site was a building constructed and used as a towel factory in the 1930s. By the mid-1940s, Anderson Cleaners occupied the Site and operated a dry cleaning business. The building was expanded over the years. In 1985, a fire destroyed the northern and eastern portions (approximately 8,000 square feet) of the building. This fire did not directly impact the portion of the building that housed the dry

cleaning operations; however, the heat from the fire may have damaged containers of dry cleaning fluid resulting in spillage. It is also possible that the water used to fight the fire flushed residual solvent that may have spilled onto the concrete floor into the subsurface. Following the fire, reconstruction/remodeling operations were undertaken resulting in the current structure.

In addition to dry cleaning operations, portions of the building were historically used for the following:

- 1957-late 1960s: Anderson Specialty Manufacturing Company (office area only-manufacturing operations were completed off-site)
- 1967- early 1990s: Jamestown Armored Car Service, Inc.
- early 1990s: Lutheran Brotherhood, Lyons Den (men's clothing-retail)

Anderson personnel report that Stoddard Solvent was used for dry cleaning operations from approximately 1947 to 1978. This material was stored in two underground storage tanks (USTs), each with a capacity of approximately 1,100 gallons. These USTs were located in the area that is now underneath a portion of the building used for cold storage (refer to Figure 2). Representatives of Anderson Cleaners reported that these USTs were removed some time before the re-construction of the building in 1985. Available information indicates that the tanks were installed at the time the south-central portion of the building was constructed (i.e., 1947). The use of Stoddard Solvent was discontinued in about 1978 when tetrachloroethene (also known as perchloroethene or PCE) was first used as the primary dry cleaning agent. In 2002, new dry cleaning equipment that used a hydrocarbon-based solvent, DF 2000, was installed and all use of PCE was discontinued.

## **1.4 Previous Studies**

DAY completed a Phase I Environmental Site Assessment (Phase I ESA) of the Site in 1999. A copy of this Phase I ESA report is included in Appendix A. The Phase I ESA identified the following recognized environmental conditions (RECs):

- possible releases from historical dry cleaning practices;
- possible leaks or spills of dry cleaning solvents, petroleum products, hazardous materials, into the former floor drain system;
- possible leakage/spillage from the former underground Stoddard Solvent tanks; and
- possible use of waste oil for dust suppression.

The Phase I ESA also identified a minor amount of suspect asbestos-containing material in one of the buildings. The owners are managing this REC, and it was not evaluated as part of the studies described herein.

Between August and November 2003, DAY completed Phase II environmental studies at the Site to evaluate the RECs. This work included advancement of 27 test borings, conversion of eight of these test borings to monitoring wells; groundwater and soil sampling/analysis; and a groundwater elevation survey. The data generated as part of this

study are summarized in the *Site Evaluation Summary Report, Anderson Cleaners, Jamestown, New York* dated March 2004 presented in Appendix A. In addition, relevant data collected during the previous Phase II environmental studies (e.g., test boring logs, analytical laboratory results, etc.) are included as part of this report.

Relevant findings regarding contaminant types and distribution described in the March 2004 report are summarized below:

- The dry cleaning solvent PCE, and associated breakdown products trichloroethene (TCE), 1, 2-dichloroethene (1,2-DCE), and vinyl chloride (VC) were detected in soil and/or groundwater at the Site. PCE was the compound detected at the highest concentrations. The highest PCE concentration in groundwater was found beneath the Courtyard Area (81,800 ug/l or parts per billion-ppb) and beneath the southeastern portion of the building (53,300 ppb). The PCE concentrations measured in the groundwater were significantly lower in the two locations tested to the east and south of the building (70 and less than 2 ppb, respectively).
- Based on the distribution of PCE in soil and groundwater, it appears that a release of dry cleaning materials in or near the Courtyard Area and/or within the building was the primary source of contamination. However, the specific source (e.g.: a leaking drain/sewer, a spill incident, etc.) was not identified.
- Evidence of apparent Stoddard Solvent impact was not detected in test borings/monitoring wells positioned near the former UST locations.
- PCB analysis was conducted on two surficial soil samples to evaluate whether waste oil that was reportedly used for dust suppression may have contained PCBs. No PCBs were found in the two surficial soil samples analyzed.

Information obtained from Mr. Bob Ehmke (Ehmke Drilling) during a telephone interview conducted in May 2004 indicates that two water supply wells were installed at the Site in the early 1950s. [Note: A summary of DAY's interview with Ehmke Drilling, and copies of Ehmke's well logs, are presented in Appendix A.] The first well, installed in 1950, was reportedly 40 feet deep (33 feet of casing and 7 feet into rock). This well was apparently abandoned and its exact location is not known, but it is suspected to have been located in an area that is currently a parking lot on the east side of the building. The second well, installed in 1954, is reportedly 100 feet deep (31 feet of casing and 69 feet an uncased hole in the rock). This well (designated for purposes of this report as BR-01) is located within the rug washing area in the northern portion of the building at the Site (refer to Figure 2 and the discussion presented in Section 2.3 of this report). Currently this well is unused and it consists of an 8-inch diameter "open hole" that contains a steel casing through the overburden and into competent bedrock. Reportedly the well was formerly used to feed the boiler system in the 1950s through the mid-1960s. Mr. Ehmke also reported that a 1,828-foot deep gas well was installed at the Site (date not provided). Anderson Cleaners personnel report that no gas well is currently in use, and that they have no knowledge of the location of this well.



## **1.5 Report Organization**

Sections 1.0 through 7.0 of this report are associated with the site investigation portion of this project. Sections 8.0 and 9.0 are associated with evaluation of remedial alternatives intended to address environmental impacts defined during the site investigation of the Site. The contents of Section 2.0 through Section 9.0 are summarized below.

**Section 2.0 - Site Activities and Investigation Methods:** This section of the report describes the methods used to evaluate environmental conditions at the Site. The work conducted included: an evaluation of current and historic storm and sanitary sewers located in proximity of the Site; completion of a site-wide soil gas survey; advancement of test borings and installation of groundwater monitoring wells at on-site and off-site locations; testing of soil and groundwater samples collected from various locations both on-site and off-site; and independent (third party) assessment of the suitability of the analytical laboratory data collected. In addition, this section describes the soil removal IRM, DNAPL removal efforts and bioremediation testing conducted.

**Section 3.0 - Physical Characteristics of the Site:** This section describes the physical characteristics of the Site including geologic and hydrogeologic conditions, and the demography and land use of the area surrounding the Site.

**Section 4.0 - Nature and Extent of Impact:** The findings of the work described in Section 2.0 are described in this section of the report.

**Section 5.0 - Fate and Transport:** Information pertaining to the fate and transport of contaminants identified in the environment of the Site are discussed in this section of the report. The information discussed includes potential routes of migration, contaminant persistence and contaminant migration.

**Section 6.0 - Exposure Assessment:** This section of the report summarizes the findings of a qualitative human health exposure assessment, and a fish and wildlife Resources Impact Analysis conducted as part of this project.

**Section 7.0 – Conceptual Site Model:** The findings of the work conducted as part of this project were used to develop a Conceptual Site Model for the Site, which identifies the geologic setting, groundwater conditions, contaminants of concern (COC), the distribution of COC within impacted media, and suspected transport mechanisms for the COC.

**Section 8.0 - Identification and Development of Alternatives:** This section discusses the identification and development of remedial alternatives to address the environmental impacts present at the Site. The constituents of interest and remediation goals are also identified in this section.

**Section 9.0 - Detailed Evaluation of Alternatives:** A detailed evaluation of the remedial alternatives described in Section 8.0 and the recommended alternative are discussed in this section.

A list of references used to develop this report is included in Section 10.0 and Section 11.0 provides a list of acronyms used in this report.

## **2.0 SITE ACTIVITIES AND INVESTIGATION METHODS**

This section describes the investigative work conducted and the methods used as part of this project. In addition, this section describes the soil removal IRM, the DNAPL removal efforts and the bioremediation testing conducted.

Selected samples collected as part of this project were delivered under chain-of-custody control to one of three New York State Department of Health (NYSDOH) Environmental Laboratory Approval Program (ELAP) certified analytical laboratories. These include Paradigm Environmental Services, Inc. (Paradigm)-ELAP # 10958; Columbia Analytical Services (CAS)-ELAP # 10145 and Mitkem Corporation (Mitkem)-ELAP # 11522.

### **2.1 Storm/Sanitary Sewer Evaluation**

According to the Ellicott Building Inspector, the Site is currently serviced by municipal (Jamestown) water and sewer systems. Anderson Cleaners personnel report that the building has been connected to a municipal sanitary sewer system since the time of building construction and that septic systems were never located on the property. Site plans dated 1985 and titled “Floor Plan” (Sheet A-1) and “Location and Grading Plan” (Sheet L-1) by Habiterre Associates confirm that the Jamestown sewer system serves the Site. Sewer lines exit the eastern and southern sides of the building, joining to one sewer line that discharge to a sanitary sewer manhole in Huxley Street. The Floor Plan also indicates that the Site was previously served by the Ellicott sanitary sewer system. The plan includes instructions to cut and abandon the Town of Ellicott sanitary sewer line, and to cap the existing Town of Ellicott line at Hunt Road. The full location of the Ellicott sewer line is not shown. [Note: Available information indicates that the change from the Ellicott system to the Jamestown system occurred in 1985 during the redevelopment of the Site.] The Floor Plan also indicates that five floor drains are present in the building. One drain is in each of the two truck garages (the northern-most truck garage is now used as the rug cleaning area); these drains discharge to the Jamestown sanitary sewer system. The trench drain in the laundry area discharges to the Jamestown sanitary sewer system. The discharge point of the floor drain in the current boiler room and the floor drain in the dry cleaning area are not shown, however dye testing conducted during this study indicates that these drains discharge to the sanitary sewer system.

According to the Location and Grading Plan, a storm sewer line traverses the Site from a catch basin in Hunt Road, to a catch basin northeast of the building, to a manhole in Huxley Street. Flow in this storm sewer is generally from the northwest to the southeast.

During studies to evaluate subsurface conditions within the Courtyard Area (refer to Section 2.4), a 6-inch diameter clay tile pipe was encountered in the approximate center of the Courtyard beginning a depth of approximately 2<sup>+</sup> feet below the ground surface. This 6-inch diameter clay tile pipe was found to enter the foundation wall of a passageway at the northwestern end of the Courtyard that connects the Finishing Area and the Laundry/Dry Cleaning portions of the Anderson Cleaners building. The 6-inch

clay tile pipe was determined to extend the entire length of the Courtyard to the southeast, and to exit the Courtyard where the pipe changed direction and headed generally to the east. When the 6-inch clay tile pipe was initially identified it was determined that the pipe was apparently “plugged” with tree roots approximately 35 feet east of the Courtyard. Roto Rooter was retained to clean the pipe and they used an electronic snake to clear the roots and to trace the 6-inch clay tile pipe to its discharge location. This evaluation suggested that the 6-inch clay tile pipe discharged into a storm sewer located within a parking lot on the eastern side of the building at the Site. [Note: Prior to the construction of the buried storm sewer pipe in the eastern portion of the Site, a drainage swale reportedly traversed this area. It is believed that the 6-inch clay tile pipe originally discharged directly into this drainage swale and that the storm sewer was placed in the bottom of the swale and covered. The 6-inch clay tile pipe was likely connected to the storm sewer at that time. The date of the placement of the storm sewer pipe and the backfill of the drainage swale is not specifically known.].

The roof drain on the Finishing Area building located on the west side of the Courtyard was found to connect to the 6-inch diameter clay tile pipe at a distance of 23 feet from the passage way. The roof drain for the Laundry/Dry Cleaning portion of the building located on the east side of the Courtyard was found to connect to the 6-inch diameter clay tile pipe a distance of about 30 feet from the passageway. No other connections to the 6-inch clay tile pipe were identified.

The current and known historic location of buried utilities at the Site is presented on Figure 2.

## **2.2 Soil Gas Survey**

On March 18, 2005, DAY installed fourteen passive soil gas samplers at the Site. The location of the soil gas survey points installed is depicted on the figure included in Appendix B. These soil gas samplers were obtained from Beacon Environmental Services, Inc. (Beacon) and each sampler consists of two hydrophobic absorbent cartridges in a glass sampler vial attached to a retrieval wire. At each sample location, an approximate 1-inch diameter by 1-foot deep hole was created by driving a stake into the ground or by using a hammer drill with a 1-inch bit. The hole was ‘sleeved’ by inserting a ¾-inch diameter by 1-foot long piece of copper pipe. The soil gas sampler (i.e., hydrophobic absorbent cartridges, glass vial, and retrieval wire) was placed approximately 3 to 4 inches into the top of the copper pipe. The top of the pipe was then capped by inserting a ‘wad’ of aluminum foil and subsequently the 1-inch diameter hole was backfilled with local soil (i.e., to ‘seal’ the sampler into the soil matrix). The retrieval wire was left above grade for subsequent collection. On March 24, 2005, a DAY representative retrieved the samplers and sent them to Beacon for analysis under chain-of-custody control.

The results of the soil gas survey are presented in an April 5, 2005 report prepared by Beacon titled *Passive Soil-Gas Survey, 5 Hunt Road, Jamestown, NY*. A copy of the Beacon report is included in Appendix B. This report includes a discussion of field

procedures used to collect the samples (including a schematic of the passive sampler), test results and Beacon's evaluation of the test results.

### **2.3 Evaluation of an Existing Bedrock Well**

Existing bedrock well BR-01, which is located in the current "Rug Cleaning" area of the Anderson Cleaners facility, was evaluated by DAY on March 18, 2005. A Heron Oil/Water Interface Meter Model H.O1L was used to measure the depth of the well, the depth to water, and to evaluate the presence of non-aqueous phase liquid (NAPL). Water was measured at a depth of 1.52 feet below the concrete floor and the bottom of the well was measured to be 97.4 feet (ft.) below the concrete floor. No layers of NAPL were identified within the well.

### **2.4 Courtyard Evaluation**

DAY retained SLC Environmental Services, Inc. (SLC) to excavate a series of test pits/trenches within the Courtyard Area using a mini-excavator. This work was completed on October 6, 2004 and the locations of these test pits/trenches are depicted on Figure 3. These test pits/trenches were advanced to a maximum depth of about 8.5 ft. below ground surface (bgs). During this work, a 6-inch diameter clay tile pipe (the pipe) was encountered in the approximate center of the Courtyard at a depth of approximately 2<sup>+</sup> ft. bgs (refer to Section 2.1).

During the advancement of the test pits/trenches, an approximate 4-foot long section of the pipe was observed to be damaged (i.e., apparently crushed from above) beginning about 25 ft. from the northwestern end of the Courtyard. The pipe was not observed to be damaged in the other test pits/trenches excavated within the Courtyard. The soil below the damaged section of the pipe, and extending downward into the groundwater, was stained and emitted distinct VOC type odors. Peak PID readings in excess of 2,000 ppm were measured above samples of the impacted soil encountered beneath the broken pipe. The soil above the damaged pipe and within test pits/trenches excavated where the pipe was not broken did not exhibit similar staining or apparent VOC impact. However, in some of the test pits/trenches excavated where the pipe was not broken, evidence of impact was detected in proximity of the groundwater. This impact is likely due to migration within the groundwater as opposed to leakage from the pipe.

Three soil samples collected from the test pit/trench excavations were submitted to CAS for analytical laboratory testing. Two of these samples were tested for Target Compound List (TCL) VOC using United States Environmental Protection Agency (USEPA) Contract laboratory Procedure (CLP) Method OLM04.2 and one sample was tested for full TCL/TAL parameters using 2000 ASP CLP Methods OLM04.2 and ILM04.1. The results of this testing are summarized in Table 1 and a copy of the analytical laboratory report prepared by CAS and the executed chain-of-custody documentation are included in Appendix C.

The subsurface conditions encountered in the test pits/trenches excavated on October 6, 2004 are summarized on Figure 4.

Based upon the identification of the broken pipe and the impacted soils identified with the test pits/trenches advanced on October 6, 2004, an additional evaluation of the Courtyard was conducted on February 7, 2005 to delineate the source area and to characterize the soil for disposal purposes. To accomplish this work, DAY retained SLC to advance test borings (designated TB-100 through TB-114) in the Courtyard using a track-mounted Geoprobe Systems Model 54L-T drill rig. These test borings were generally advanced to depths of 8 ft. bgs with the exception of test boring TB-115 and TB-116, which were advanced to equipment refusal at depths of 11.8 ft. and 14.2 ft. bgs, respectively. The locations of test borings TB-100 through TB-117 are depicted on Figure 3 and copies of the test boring logs are included in Appendix D. Selected samples collected from test borings TB-100 through TB-117 were submitted to Paradigm for analytical laboratory testing. These samples include:

- Composite samples collected from test borings TB-100 through TB-111, tested for VOC halocarbons via USEPA Method 8260B; and
- Discrete samples TB-112 (4-6'), TB-113 (6-8') and TB-114 (6-8'), tested for VOC halocarbons via USEPA Method 8260B.

A summary of the detected VOC measured in the above samples is included in Table 2 and a copy of the analytical laboratory report prepared by Paradigm is included in Appendix C.

## **2.5 Test Borings**

In addition to test borings TB-100 through TB-117 described above, test borings were advanced prior to and during this RI using various installation methods. Summaries of these test borings and the installation procedures utilized are discussed below and summarized in Table 3.

Test borings TB-1 through TB-9 were advanced on August 4, 2003 by DAY using hand-operated Geoprobe Systems sampling equipment. Test borings TB-1 through TB-5 were advanced through the concrete floor of the Laundry/Dry Cleaning portion of the Anderson Cleaners building and test boring TB-5 was advanced through the concrete floor of a garage area located in the southeastern portion of the Anderson Cleaners building. Prior to advancing these test borings, a coring device was used to core through the approximate 0.4-foot thick concrete floor in these locations. Test borings TB-6 through TB-9 were advanced in the parking lot east of the Anderson Cleaners building. Test borings TB-1 through TB-9 were advanced to depths of between 2.0 ft. (TB-5, TB-8 and TB-9) and 7.0 ft. (TB-4 and TB-4) bgs. Upon completion, each test boring was backfilled with the cuttings removed and sealed with concrete or asphalt patch, as appropriate.

Test borings TB-10 through TB-21 were advanced on September 3, 2003 and test borings TB-22 through TB-27 were advanced on November 13, 2003. DAY retained SLC to advance these test borings using a track-mounted Geoprobe Systems Model 54L-T drill rig. With the exception of test borings TB-25 and TB-26, which were advanced in the garage area located in the southeastern portion of the Anderson Cleaners building, and TB-27, which was advanced within the Finishing Area portion of the Anderson Cleaners building, these test borings were advanced in exterior locations of the Site. Each of the test borings TB-10 through TB-27 were advanced to equipment refusal, which was typically encountered at depths ranging between 7.7 ft. (TB-13 and TB-21) and 14.5 ft. (TB-10) bgs. The average depth of refusal encountered in test borings TB-10 through TB-27 was 11.1 ft. bgs. [Note: Shallow equipment refusal was encountered in test boring TB-20 at 1.4 ft. bgs and in test boring TB-25 at 2.8 ft. bgs. It is believed that refusal at these locations was due to buried concrete slabs or other obstructions. As such, the refusal depths in these test borings are not included in the above assessment.] Upon completion, test borings TB-10, TB-11, TB-14, TB-16, TB-18, TB-23, TB-26 and TB-27 were converted to 1-inch diameter monitoring wells (refer to Section 2.6) and the remaining test borings were backfilled with cuttings and capped with appropriate materials depending upon their location.

On October 13, 2004, test borings PW-2 and PW-3 were advanced within the Anderson Building to refusal depths of 15.3 ft. and 15.4 ft. below the concrete floor, respectively. DAY retained SLC to advance these test borings using a track-mounted Geoprobe Systems Model 54L-T drill rig. Test boring PW-2 was advanced inside the Boiler Room located in the southern portion of the Laundry/Dry Cleaning portion of the Anderson Cleaners building (i.e., approximately 8 ft. east of the Courtyard Area). Test boring PW-3 was advanced immediately west of the entrance of the current Cold Storage portion of the Anderson Cleaners building (i.e., the location of the former Stoddard Solvent underground storage tanks). SLC used a hammer drill attachment to their drill rig to advance through the concrete floor at these test boring locations. Test borings PW-2 and PW-3 were each completed as groundwater monitoring wells (refer to Section 2.6).

DAY retained SJB Services, Inc. (SJB) to advance test borings B-1 through B-7 using a truck-mounted Model CME 550 rotary drill rig. These test borings were advanced between May 2, 2005 and May 6, 2005. Each test boring was advanced to split spoon or auger refusal, which was encountered at depths ranging from 16.4 ft. (B-7) and 23.0 ft. (B-6) bgs. [Note: Test boring B-2 encountered split spoon refusal at a depth of 19.6 ft. bgs, however a roller bit was used to advance this test boring to 21.5 ft. bgs to facilitate the installation of a groundwater monitoring well.] With the exception of test boring B-7, each test boring was completed as a groundwater monitoring well (refer to Section 2.6). Following drilling, test boring B-7 was tremie grouted with a concrete and bentonite mixture.

Test borings B-8 through B-11 were advanced on May 23, 2005 via direct-push drilling methodologies. DAY retained Marcor Remediation, Inc. (Marcor) to advance these test borings using a truck-mounted Geoprobe Systems Model 5400 with a GH40 hammer. Test boring B-8 was advanced to equipment refusal at a depth of 15.5 ft. bgs and test

borings B-9 through B-11 were terminated at a depth of 12.0 ft. bgs. Groundwater monitoring wells were installed in test borings B-10 and B-11 and test borings B-8 and B-9 (refer to Section 2.6) were backfilled with a cement/bentonite mixture.

Six test borings (designated TB-200 through TB-205) were advanced by Marcor on April 6, 2006 using vehicle mounted direct push sampling equipment. These test borings were advanced at off-site hydraulically downgradient locations to depths ranging from 6.0 ft. bgs (TB-201) to 16.5 ft. bgs (TB-200). Test borings TB-200 and TB-203 were positioned in proximity to an 8-inch water line running below Huxley Street. Test borings TB-201 and TB-202 were positioned in proximity to a 21-inch storm sewer and a three-way sanitary sewer junction box (one 4-inch line from Anderson Cleaners, two 8-inch lines from Huxley Street and Kenmore Avenue). Test boring TB-204 was positioned in proximity to a storm sewer junction box (one 21-inch storm sewer line and one 4 ft. x 3½ ft. Arch Storm culvert). Test boring TB-205 was positioned south of a catch basin for the 21-inch storm sewer in proximity to a 6-inch gas line and an 8-inch water line running below Huxley Street. Test borings TB-200, TB-202 and TB-204 were completed as 1-inch diameter flush-coupled PVC groundwater monitoring wells designated MW-200, MW-201 and MW-202, respectively.

DAY representatives advanced test boring TB-206 to a depth of 14.0 ft. bgs using hand-held Geoprobe sampling equipment on June 26, 2006 and a 1-inch monitoring well designated MW-203 was subsequently installed. This test boring/monitoring well was positioned in a hydraulically downgradient location relative to MW-201.

Six test borings (designated TB-207 through TB-211) were advanced on December 27 – December 28, 2006 by SJB using a Model CME-75 rotary drill rig. These test borings were advanced to depths ranging from 14.0 ft. bgs (TB-209 and TB-209) to 18.8 ft. bgs (TB-207) and they were completed as 4-inch diameter groundwater monitoring wells designated MW-205 through MW-209, respectively.

Test borings for bedrock monitoring wells BR-02FR, BR-02R, and BR-03R were installed between November 12, 2009 and November 18, 2009. These test borings were advanced using rotary drilling techniques and in general accordance with the procedures outlined in the DAY document titled *Bedrock Groundwater Evaluation Work Plan, Anderson Cleaners Site, 5 Hunt Road, Jamestown, New York, BCP #C907027* dated September 2009 and revised October 7, 2009.

In the test borings advanced via direct push methods, samples were collected in consecutive 2-foot to 4-foot intervals using a new acetate liner for each sample. The test borings advanced by rotary methods used 4¼-inch or 6-inch inside diameter (ID) hollow stem augers to advance the test boring between sample points. Continuous spilt spoon samples were collected ahead of the augers using a 2-inch outside diameter (OD) split spoon sampler driven by a 140-pound hammer free falling 30-inches (i.e., in general accordance with ASTM 1586).



For test borings advanced into bedrock, hollow stem augers (HSA) were used to advance the boring through the overburden and into the underlying fractured bedrock with continuous split spoon sampling. Following the advancement of the HSA to refusal, flush-joint casing was installed, and a NQ core barrel was used to advance the boring through the fractured/weathered rock and into competent rock

A DAY representative observed the soil samples recovered from the test borings and rock cores recovered from bedrock borings in order to develop a stratigraphic description of the subsurface conditions encountered and to evaluate the recovered samples for evidence of suspect contamination (e.g., staining, unusual odors, etc.). Portions of the recovered soil samples were also screened with a PID. The DAY representative recorded pertinent information for each test boring and subsequently prepared test boring logs, copies of which are included in Appendix D.

Selected soil samples collected during the advancement of the test borings were submitted for analytical laboratory testing. These samples were delivered to either Paradigm or Mitkem under chain-of-custody protocols. The soil samples selected for analytical laboratory testing, and the date these samples were collected, are listed below.

- Samples collected 8-4-2003: TB-1 (2.0-4.0'), TB-2 (2.0-4.0'), TB-2 (4.0-6.0'), TB-3 (2.0-4.0'), TB-4 (4.0-7.0'), TB-6 (2.0-4.0'), TB-7 (0.0-2.0'), TB-9 (0.0-2.0')
- Samples collected 9-3-2003: TB-10 (8.0-10.0'), TB-13 (6.0-7.7'), TB-15 (8.0-10.0'), TB-17 (8.0-10.0'), TB-21 (6.0-7.7'), Sediment Sample
- Samples collected 10-6-2004: Trench-1, Trench-2, Trench-3
- Samples collected 2-7-2005: Composite Samples TB-100 (0.0-8.0'), TB-101 (0.0-8.0'), TB-102 (0.0-8.0'), TB-103 (0.0-8.0'), TB-104 (0.0-8.0'), TB-105 (0.0-8.0'), TB-106 (0.0-8.0'), TB-107 (0.0-8.0'), TB-108 (0.0-8.0'), TB-109 (0.0-8.0'), TB-110 (0.0-8.0'), TB-111 (0.0-8.0'); Discrete Samples; TB-108 (4.0-6.0'), TB-112 (4.0-6.0'), TB-113 (6.0-8.0'), TB-114 (6.0-8.0')
- Samples collected 5-2-2005 through 5-23-2005: B-1 (9.0'), B-3 (3.0'), B-3 (9.0'), B-4 (4.0'), B-6 (5.0'), B-7 (14.0'), B-8 (4.0'), B-11 (3.0')
- Samples collected 4-6-2006: TB-202 (10.0') and TB-205 (8.0')
- Samples collected 12-28-2006: TB-209 (14.0') and TB-211 (5')

The analytical laboratory testing program for each of the above samples is presented on Table 4. The analytical laboratory results are included in Appendix C and summarized on Tables 5A and 5B.

## 2.6 Groundwater Evaluation

During the various studies completed at the Site, groundwater monitoring wells and well points were installed including 1-inch diameter wells installed in direct-push test borings; 2-inch and 4-inch diameter wells installed within test borings advanced by rotary drilling methods; and a 4-inch diameter low carbon steel casing sealed in-place over open holes in competent rock. The locations of the monitoring wells installed at the Site are depicted on Figure 5.

### 1-inch Diameter Overburden Monitoring Wells

Sixteen test borings advanced by direct-push drilling techniques were subsequently completed as 1-inch diameter polyvinyl chloride (PVC) groundwater monitoring wells. These include:

- ❑ MW-1: installed in test boring TB-10 on 9/03/2003; located within the Courtyard Area [this monitoring well was subsequently abandoned]
- ❑ MW-2: installed in test boring TB-11 on 9/03/2003; located east of the exterior wall of the Anderson Building [this monitoring well was subsequently abandoned]
- ❑ MW-3: installed in test boring TB-16 on 9/03/2003; located near the southern property line of the Site [this monitoring well was subsequently abandoned]
- ❑ MW-4: installed in test boring TB-18 on 9/03/2003; located outside the southern wall of the current Boiler Room [this monitoring well was subsequently abandoned]
- ❑ MW-5: installed in test boring TB-14 on 9/03/2003; located within the parking lot on the east side of the Site [this monitoring well was subsequently abandoned]
- ❑ MW-6: installed in test boring TB-23 on 11/13/2003; located within the Courtyard Area
- ❑ MW-7: installed in test boring TB-26 on 11/13/2003; located within the Garage Area on the southeastern side of the Anderson Building [this monitoring well was subsequently abandoned and replaced with monitoring well MW-7.1]
- ❑ MW-8: installed in test boring TB-27 on 11/13/2003; located within the Finishing Area portion of the Anderson Building
- ❑ PW-2: installed in test boring PW-2 on 10/13/2004; located within the current Boiler Room
- ❑ PW-3: installed in test boring PW-3 on 10/13/2004; located immediately west of the entrance to the Cold Storage Area (i.e., the former location of the Stoddard Tanks)
- ❑ MW-07: installed in test boring B-10 on 5/23/2005; located along the eastern wall of the Anderson Building adjacent to MW-03 [Note: MW-07 is a “shallow” overburden well relative to MW-03.]
- ❑ MW-08: installed in test boring B-11 on 5/23/2005; located near the northern property line of the Site (i.e., in proximity to Hunt Road)
- ❑ MW-200: installed in test boring TB-200 on 4/6/2006 located in proximity to an 8-inch water line running below Huxley Street

- ❑ MW-201: installed in test boring TB-202 on 4/6/2006; located in proximity to a 21-inch storm sewer and a three-way sanitary sewer junction box.
- ❑ MW-202: installed in test boring TB-204 on 4/6/2006; located in proximity to a storm sewer junction box of one 21-inch storm sewer line and one 4 ft. x 3 ½ ft Arch Storm culvert.
- ❑ MW-203: installed in test boring TB-206 on 6/26/2006 approximately 27 ft. east (hydraulically downgradient) of monitoring well MW-202

The above monitoring wells were constructed of a pre-cleaned flush-coupled 1-inch ID No. 10 slot Schedule 40 PVC well screen with attached riser casing of the same material. To the extent possible, the well installations include a washed and graded sand pack surrounding the screen, and extending about 0.5 to 2.0 feet above the screen. In some monitoring well locations, the annulus filled with in-situ material (i.e., typically sand) prior to the placement of the washed and graded sand backfill. A minimum two-foot bentonite seal was placed above the sand pack and the remaining annulus was filled with cement/bentonite grout. Monitoring wells PW-2, PW-3, MW-200, MW-201, MW-202, and MW-203 were each completed with a protective curb box. The remaining 1-inch diameter monitoring wells do not contain a protective covering and these monitoring wells typically extend approximately 2 feet above the ground surface. Monitoring well installation diagrams are included in Appendix D.

#### 2-inch Diameter Overburden Monitoring Wells

Seven test borings advanced using rotary drilling techniques were completed as 2-inch ID groundwater monitoring wells constructed of PVC screen and riser. [Note: Monitoring well MW-02 is located within a suspected source area containing elevated concentrations of VOC. As such, this monitoring well was constructed of stainless steel.] These include:

- ❑ MW-01: installed in test boring B-1 on 5/02/2005; located near the western property line of the Site
- ❑ MW-02: installed in test boring B-2 on 5/06/2005; located within the Courtyard Area [this monitoring well was subsequently abandoned]
- ❑ MW-03: installed in test boring B-3 on 5/05/2005; located in a parking lot immediately east of the Anderson Building
- ❑ MW-04: installed in test boring B-4 on 5/04/2005; located in the eastern exterior portion of the Site
- ❑ MW-05: installed in test boring B-5 on 5/03/2005; located in the eastern exterior portion of the Site
- ❑ MW-06: installed in test boring B-6 on 5/03/2005; located in the eastern exterior portion of the Site.

Monitoring wells MW-01 and MW-03 through MW-06 consist of a pre-cleaned five-foot long, 2-inch ID, threaded, flush-jointed, No. 10 slot, schedule 40 PVC screen with attached riser casing of the same material. The well screen was installed approximately 0.5 feet above the split spoon refusal depth encountered in each test boring. The well installation

included a washed and graded sand pack surrounding the screen and typically extending between about 0.5 feet below it, and between about one and two feet above the top of the screen. A bentonite seal was placed above the sand pack and the remaining annulus was filled with cement/bentonite grout. A protective curb box was cemented in place over each well. Monitoring well MW-02 is constructed of stainless steel screen and riser. This monitoring well was installed similarly to the other 2-inch diameter monitoring wells, except that it was fitted with a 2-foot long solid piece of stainless steel below the bottom of the well screen to act as a “sump”. The intent of this sump was to collect DNAPL suspected to be present in this area of the Site. Monitoring well construction diagrams are presented in Appendix D.

#### Four-inch Diameter Overburden Wells

Six test borings advanced using rotary drilling techniques were completed as 4-inch ID groundwater monitoring wells constructed of PVC some, of which, contain stainless steel well screens.

- ❑ MW-204: installed on 7/5/2006; this monitoring well was installed to a depth of 15.35 ft. bgs within the Courtyard Area in a location near former monitoring well MW-02 to evaluate and collect DNAPL. On July 6, 2007, a stainless steel well point connected to nominal 2-inch diameter black steel riser pipe was driven through the bottom of this 4-inch PVC well to a depth of 17.0 ft. bgs in an attempt to collect additional DNAPL.
- ❑ MW-205: installed in TB-207 on 12/27/2006; this well has a stainless steel well screen and it is located on the south central side of the building.
- ❑ MW-206: installed in TB-208 on 12/27/2006; this well has a PVC screen and riser and it is located east of the garage area of the building.
- ❑ MW-207: installed in TB-209 on 12/28/2006; this well has a stainless steel well screen and it is located southeast of the garage area of the building.
- ❑ MW-208: installed in TB-210 on 12/28/2006; this well has a PVC well screen and riser and it is located on the southeastern portion of the property near Huxley Street.
- ❑ MW-209: installed in TB-211 on 12/28/2006; this well has a PVC well screen and riser and is located on the south central side of the building.

These 4-inch wells were installed similarly to the 2-inch diameter monitoring wells. Monitoring well construction diagrams are presented in Appendix D.

#### Well Points

In July and August 2007, three hand-driven stainless steel well points (designated WP-1, WP-2 and WP-3) were installed within the Anderson Cleaners building. Well points WP-1 and WP-2 were installed in the garage area and well point WP-3 was installed in the boiler room (refer to Figure 5). Each well point consists of a 2-foot long screen section attached to a 1.5 inch diameter galvanized steel riser pipe that extends from the top of the well screen and approximately 1 to 2 feet above the ground surface. The well points were advanced to

the following depths below the ground surface: WP-1/15.4 feet, WP-2/16.6 feet and WP-3/15.3 feet. The well points were installed in the area of suspected DNAPL to evaluate the presence/thickness and to collect DNAPL from these locations (if encountered).

### Bedrock Monitoring Wells

As described in the document prepared by DAY titled, *Summary Report Bedrock Groundwater Evaluation, Anderson Cleaners Site, 5 Hunt Road, Jamestown, New York, BCP #C907027*, dated June 2010, three monitoring wells were installed within the bedrock underlying the Site. These monitoring wells include:

- ❑ BR-02FR: installed 11/18/09 within the fractured rock this 2-inch diameter monitoring well is constructed with a stainless steel well screen attached to PVC riser pipe. This monitoring well is located southeast of the garage area of the Anderson Cleaners building.
- ❑ BR-02R: installed 11/16/09 this monitoring consists of 4-inch ID black steel pipe installed and grouted through the fractured bedrock with an open hole within the competent bedrock. This monitoring well is located adjacent to BR-02FR.
- ❑ BR-03R: installed 11/17/09 this monitoring consists of 4-inch ID black steel pipe installed and grouted through the fractured bedrock with an open hole within the competent bedrock. This monitoring well is located near the eastern property line of the Site.

Monitoring well construction diagrams are presented in Appendix D.

### Monitoring Well Development

Well development was performed utilizing dedicated polyethylene bailers and dedicated cord and/or a vacuum purge system with dedicated tubing. No fluids were added to the wells during development, and well development monitoring equipment was decontaminated prior to development of each well. In general, the well development procedure was as follows:

- Obtain pre-development static water level readings.
- Calculate water/sediment volume in the well.
- Obtain groundwater sample for field analysis using bailer.
- Select development method and set up equipment depending on method used.
- Begin pumping or bailing.
- Obtain initial field water quality measurements (e.g., pH, conductance, turbidity, temperature, and PID readings). Record water quantities and rates removed.
- Collect additional field water quality measurements for varying volume intervals of water removed.
- Stop development when water quality criteria are met.
- For bedrock wells in which water was used during coring, additional groundwater was purged.

- Document development procedures, measurements, quantities, etc.

Development continued until the following criteria was achieved:

- Monitoring parameters have stabilized (i.e., pH varies less than 0.1 unit; conductance, temperature, and other parameters vary less than 10%); and
- A minimum of three well volumes have been removed, or to dryness.

Well development logs are included in Appendix E.

### Sampling and Analysis of Groundwater

Groundwater samples were collected from selected monitoring wells at various times as part of this project. The well sampling logs for these groundwater sampling events are included in Appendix E.

Generally, the groundwater samples were collected using a new three-foot long disposable bailer to purge groundwater from the wells. Following purging, the wells were allowed to recharge to a minimum of 90% of its static water level and samples were collected for testing. Sample containers provided by the analytical laboratory were then filled and additional samples were collected for field water quality measurements (e.g., pH, turbidity, conductivity, etc.). Prior and during purging, a Heron Oil/Water Interface Meter Model H.O1L was used to evaluate the groundwater within the monitoring wells for the presence of NAPL.

- Monitoring wells MW-1, MW-2, MW-3 and MW-5 were sampled on September 17, 2003 and submitted to Paradigm for analytical laboratory testing.
- Monitoring wells MW-4, MW-6, MW-7 and MW-8 were initially sampled on November 23, 2003. The samples collected from these monitoring wells were submitted to Paradigm.
- Monitoring wells PW-2, PW-3, MW-1 and MW-7 were sampled on October 21, 2004 and submitted to Paradigm for testing.
- Monitoring wells MW-01, MW-03, MW-04, MW-04, MW-05, MW-06, MW-07, MW-7 and PW-3 were sampled on May 25, 2005 and submitted to Mitkem for analytical laboratory testing.
- Monitoring wells PW-3 and MW-7 were sampled on August 18, 2005 and submitted to Paradigm for testing.
- Bedrock monitoring wells BR-02FR, BR-02R and BR-03R were sampled using passive diffusion samplers (PDS), on two occasions. For the first bedrock groundwater sampling round, PDS were placed in the monitoring wells on December 23, 2009 and retrieved on January 15, 2010. During the second bedrock groundwater sampling round, PDS were placed in the monitoring wells on April 16, 2010 and were retrieved on May 5, 2010. Groundwater samples from both rounds were submitted to Paradigm for testing.

The analytical laboratory testing program for these samples is shown on Table 4. The analytical laboratory results are presented in Appendix C and the test results are summarized in Table 6A and Table 6B.

#### Hydraulic Conductivity Testing

On August 18, 2005 in-situ hydraulic conductivity testing was completed at wells MW-01, MW-01, MW-05 and MW-06. The tests included the placement of a “Slug” into each well and its subsequent removal coupled with monitoring of the resulting variation in water level data. The information collected was used to calculate hydraulic conductivity using the SuperSlug computer model.

The effective radius (Re) of the wells was calculated using the following calculation:

$$Re = [r^2 (1-n) + nR^2]^{1/2}, \text{ where}$$

R = radius of borehole

r = radius of screen

n = porosity of sand pack = 0.35

The hydraulic conductivities were calculated using the “Bouwer and Rice” method for unconfined aquifers. The input and output data, other mathematical formulas used, well diagrams, and hydraulic conductivity logarithmic graphs for the slug tests performed on these wells are included in Appendix F. Table 7 summarizes the calculated hydraulic conductivities.

#### Potentiometric Groundwater Contour Maps

Michael J. Rodgers Land Surveyor, PC (Rodgers) was retained to survey the elevations of selected monitoring wells and structures associated with nearby utilities (e.g., catch basins, manhole inverts, etc.). DAY measured the elevations of select locations using a laser level and determined elevations by referencing the benchmarks established by Rodgers. Monitoring well locations were determined by a combination of tape measurement from existing site features and the use of a Trimble GeoXT GPS.

DAY measured static water levels and evaluated the presence of NAPL in the monitoring wells at various times during this study. The groundwater data and calculated groundwater elevations for selected monitoring events are summarized on Table 8. DAY developed potentiometric groundwater contour maps using water level measurements made on May 5, 2010 (Figure 6). The Surfer 8 software program by Golden Software, Inc. was used to assist in developing the maps.

## 2.7 QA/QC and Data Usability Summary Report

### Quality Assurance/Quality Control (QA/QC)

Specific QA/QC measures implemented during this study are outlined below:

- During sampling activities, personnel used disposable latex gloves. Between collection of each sample, personnel performing the sampling discarded used latex gloves and put on new latex gloves to ensure no cross-contamination of the samples.
- Samples retained for testing were placed in new laboratory-grade sample containers. DAY collected samples with zero headspace when VOC analysis was to be performed. Efforts were made to obtain sufficient volume (i.e., as specified by the analytical laboratory) to ensure that the laboratory had adequate samples to perform the specified analyses.
- Samples that were collected as part of the project were handled using chain-of-custody control. Chain-of-custody documentation accompanied samples from their inception to their analysis, and copies of chain-of-custody documentation are included with the laboratory reports.
- The laboratory analyzed the samples using the lowest practical quantitation limits (PQL) possible. The laboratory that performed the analyses provided internal QA/QC data that are required by NYSDEC ASP protocol, such as analyses performed on method blanks, and surrogate recovery results.
- Sample holding times and preservation protocols were adhered to during this project. Soil samples were reported on a dry-weight basis.
- In order to provide control over the collection, analysis, review, and interpretation of analytical data, the following QA/QC samples were included as part of this investigation:
  - A trip blank accompanied each shipment that contained liquid samples that were analyzed for VOC using ASP Method OLM04.2.
  - One matrix spike/matrix spike duplicate (MS/MSD) was generally analyzed for each 20 samples of each matrix (i.e., soil, groundwater, etc.) that were shipped within each seven-day period. Specific parameters that MS/MSD samples were tested for depended upon the test parameters of the samples that were analyzed.
  - Equipment rinsate field blanks were analyzed for various parameters such as: full TCL/TAL, VOC, SVOC and TAL metals using ASP Methods OLM04.2 and ILM04.1.

### Data Usability Summary Report (DUSR)

Data Check, Inc. (DCI) was retained by DAY to prepare a Data Usability Summary Report (DUSR) on analytical laboratory data generated by CAS and Mitkem for this project. DCI submitted a DUSR titled *Data Usability Summary Report Anderson Cleaners – Jamestown New York*. A copy of this report is included in Appendix G.



Complete copies of the DUSR originals are available upon request. The analytical laboratory summary tables included in this report have been revised to reflect the findings of the DUSR

## **2.8 Soil Removal Interim Remedial Measure**

DAY prepared a document titled *Interim Remedial Measure Workplan, Anderson Cleaners Site, 5 Hunt Road, Jamestown, New York, BCP #C907027* dated February 2005 (the IRM Work Plan). Following review and approval by the NYSDEC, a soil removal interim remedial measure (IRM) was initiated in the Courtyard Area of the Site in general accordance with the provisions outlined in the IRM Work Plan.

The soil removal IRM was undertaken between July 25, 2005 and July 28, 2005. Prior to commencing the work, available test data for samples collected from the proposed removal area within the Courtyard Area were submitted to Waste Technology Services, Inc. (WTS) to assess disposal requirements. Based upon the concentrations of PCE present within the soil (i.e., in excess of 60 ppm), it was determined that the material required pre-treatment prior to disposal. As such, the Michigan Disposal Waste Treatment Plant in Belleville, Michigan (Michigan Disposal) was selected as the disposal destination of the soil removed during the IRM. Prior to the IRM, DAY submitted samples of the impacted soil collected from the Courtyard Area to Michigan Disposal for pre-treatment characterization testing. Following testing and acceptance of the waste stream, WTS prepared a waste profile sheet for authorization by Anderson Cleaners. A copy of the executed waste profile documentation is included in Appendix H.

Anderson Cleaners retained Marcor to complete the soil removal IRM, and WTS to dispose of the soil removed from the Courtyard Area. Marcor mobilized to the Site on July 25, 2005 with a 2-man crew, a mini-excavator and Bobcat to initiate the soil removal. In addition, Marcor staged pea stone, topsoil, and crusher run stone in the southeast parking lot for use in backfilling the excavated area and other areas disturbed by excavation activities. Price Trucking (Price) delivered two 20-ton capacity roll-offs and staged both of them on the small asphalt road to the south of the Courtyard Area.

As identified in the IRM Work Plan, the impacted portion of the Courtyard Area was divided into three cells and Marcor began excavation in the southern-most cell. During the excavation of soil, a DAY representative performed air monitoring in accordance with the requirements outlined in the site-specific health and safety plan (HASP) presented in the RI Work Plan using a miniRae PID and particulate using a real time air monitor. In the afternoon of July 25, 2005, equipment problems were encountered that halted work for the day. As such, the initial excavation was limited to approximately 8 ft. wide, 8 ft. long, and 6.5 ft. bgs. Soil removed from the excavation was screened with the PID and unacceptable soil was placed in the roll-off; clean soil was staged onsite for use as backfill. Following the excavation, a soil sample from location 1 (south sidewall) was collected and the excavation was backfilled with a combination of pea stone (i.e., typically the bottom 3 feet) and removed clean soil and pea stone.

On Tuesday July 26, 2005, Price removed the two roll-offs that were filled on July 25, 2005 and delivered a 20-ton roll-off, staging it on the small asphalt road to the south of the Courtyard Area. The removed roll-off was transported to the Michigan Disposal facility in Belleville, Michigan. Prior to beginning work, a mechanic repaired the damaged equipment and Marcor began excavation of the northern-most cell identified in the IRM Work Plan. Excavated soil was placed into a roll-off container. The excavation was approximately 12 ft. long, 9 ft. wide, and it extended to about 8 ft. bgs. Prior to backfilling the excavation with pea stone, Marcor installed a 4-inch diameter monitoring point, consisting of a 5-foot long screen PVC well screen and connecting riser pipe. The monitoring point (designated herein as IP-1) was installed to a depth of 8 ft. bgs and it has a stickup of approximately 3 ft. above ground surface. A DAY representative performed air monitoring and soil screening with a PID during the excavation process. Following the excavation and prior to backfilling operations, soil samples were collected from locations 2 (southwest sidewall), 3 (southeast sidewall), 4 (excavation bottom-south), and 8 (north sidewall).

During the excavation work on July 26, 2005, the roof drain connection from the Laundry/Dry Cleaning portion of the Anderson Cleaners building to the 6-inch diameter clay tile pipe within the Courtyard Area was identified. The connection to the 6-inch clay tile pipe was broken and the roof drain was repaired and re-routed out of the Courtyard Area through new piping and subsequently connected to a pipe that discharged to the storm sewer located on the east side of the Site.

At the end of the workday on July 26, 2005, thunderstorms with heavy rainfall occurred at the Site causing water to accumulate in low-lying areas within the Courtyard Area. On Wednesday July 27, 2005, Marcor attempted to pump the standing water out of the Courtyard Area and into the storm sewer, but their attempts to remove the water were not sufficient to allow additional excavation. Price delivered one 20-ton roll-off and staged it on the small asphalt road to the south of the Courtyard Area.

On Thursday July 28, 2005, Marcor placed soil generated as study derived waste into a roll-off. In addition, soil was excavated from an area approximately 8 ft. wide, 4 ft. long, and 6.5 ft. bgs (i.e., in the area of the central cell identified in the IRM Work Plan). Excavated soil was placed into a roll-off container. A DAY representative performed air monitoring and soil screening using a PID during the excavation process. Upon completion of the excavation, Marcor backfilled the excavation with a combination of pea stone and "clean" backfill materials removed during the excavation process. Price removed one 20-ton roll-off and transported it to the Michigan Disposal facility in Belleville, Michigan. Following the excavation and prior to backfill excavation, soil samples were collected from locations 5 (northwest sidewall), 6 (excavation bottom-north), and 7 (northeast sidewall).

On Friday July 29, 2005, Marcor finished grading the Site and placed topsoil where needed to fill in low spots and tire ruts caused by excavation activities. Price removed one 20-ton roll-off and transported it to the Michigan Disposal facility in Belleville, Michigan. A DAY representative was not present at the Site on July 29, 2005.

Disposal documentation for the soil removed from the Courtyard Area and study derived waste is included in Appendix H. The results of the testing completed following the soil removal IRM (i.e., sample locations 1 through 7) are summarized in Table 9.

## **2.9 Bioremediation Pilot Tests**

On January 5, 2007, a bioremediation pilot test was initiated in a location downgradient of the identified source area at the Site. This test consisted of injecting a solution of CL-Out microbes (i.e., *Pseudomonas*, a patented strain of aerobic microbes manufactured by CL Solutions, Inc.) and dextrose (i.e., a nutrient source) into two locations (i.e., MW-206 and MW-208). [Note: CL-Out microbes are delivered freeze-dried and each unit has to be hydrated in 55-gallons of potable water 24 hours prior to inoculation. Immediately before the inoculation, 50 pounds of powdered dextrose is dissolved into the hydrated microbe solution. As such, each unit of CL-Out microbe solution consists of 55-gallons.] One “unit” of CL-Out solution was injected into MW-206 and one “unit” was injected into MW-208 during the January 5, 2007 inoculation. On January 6, 2007, a solution of ORC Advanced (i.e., created by dissolving 25 pounds of ORC Advanced in 55 gallons of potable water) was injected into MW-206 and MW-208 (i.e., approximately 25 gallons in each location) to increase dissolved oxygen levels and support microbe growth.

Prior to the January 5, 2007 inoculation, background samples were collected from monitoring wells MW-04, MW-06, MW-07 and MW-201 on January 4, 2007. These samples were tested for field indicator parameters (i.e., dissolved oxygen, ORP and pH) and submitted to an analytical laboratory for testing of halogenated VOC. To evaluate the effectiveness of the inoculation, samples were collected on February 13, 2007 and March 15, 2007 from monitoring wells MW-04, MW-06, MW-07 and MW-201 and tested for microbe populations and/or halogenated VOC. The microbe test results for the sample collected on February 13, 2007 indicated the presence of *Pseudomonas* microbe populations in each monitoring well, with the exception of MW-04. Although the microbe populations were lower than the target level of  $1 \times 10^6$  CFU/ml, the presence of the *Pseudomonas* microbes in these wells suggests that the microbes injected in MW-206 and MW-208 propagated and migrated to the downgradient wells in sufficient populations to promote biodegradation. The VOC test results measured as part of the bioremediation pilot test are included on Figure 7 and summarized in the following table.

Constituent	Sample Locations and Sample Dates											
	MW-04			MW-06			MW-07			MW-201		
	1/4/2007	2/13/2007	3/15/2007	1/4/2007	2/13/2007	3/15/2007	1/4/2007	2/13/2007	3/15/2007	1/4/2007	2/13/2007	3/15/2007
PCE	1,820	1,120	904	369	256	246	5,310	6,440	4,240	14,200	2,610	423
TCE	U (200)	U (200)	U (100)	U (4.0)	U (5.0)	U (5.0)	U (200)	U (200)	U (200)	U (200)	17,500	937
trans 1,2-DCE	U (200)	U (200)	U (100)	U (4.0)	U ( 5.0)	U (5.0)	U (200)	U (200)	U (200)	U (200)	1,290	94.4
cis 1,2-DCE	U (200)	U (200)	U (100)	U (4.0)	U (5.0)	U (5.0)	U (200)	U (200)	U (200)	U (200)	7,860	U (20)
VC	U (200)	U (200)	U (100)	U (4.0)	U (5.0)	U (5.0)	U (200)	U (200)	U (200)	U (200)	U (200)	U (20)
Total VOC	1,820	1,120	904	369	256	246	5,310	6,440	4,240	14,200	29,260	1,454

Notes:

All samples tested for halogenated VOC by USEPA Method 8260B and concentrations are shown in ug/L or parts per billion.

U (200) = Constituent not detected at the concentration shown in parenthesis.

PCE = tetrachloroethene

TCE = trichloroethene

trans 1,2-DCE = trans 1,2-dichloroethene

cis 1,2-DCE = cis 1,2-dichloroethene

VC = vinyl chloride

As shown in the above table, total VOC concentrations decreased in each monitoring well sample from the pre-test (background) measurements made on January 4, 2007 to the post-test measurements made on March 15, 2007. Based on this finding, the injection of CL-Out microbes is considered a viable option for remediation of groundwater impacts at the Site. However, while it appears that the injection of *Pseudomonas* (i.e., aerobic microbes) does reduce PCE concentrations it does not appear to be effective in the reduction of daughter compounds such as vinyl chloride. This is likely attributable to the difficulty in maintaining sufficient DO levels to promote the microbe populations. Therefore alternative treatment methods, such as the injection of anaerobic microbes (e.g., *Dehalococcoides* bacteria) and/or electron donors should be evaluated to address the residual impacts. It is anticipated that this will initially require bioassay testing followed by a pilot test to evaluate suitable microbes/electron donors and loadings. If deemed effective, full-scale treatment could be initiated.

## **2.10 DNAPL Removal**

During the period of investigation of the Site, DNAPL has been encountered and removed from select monitoring wells installed at the Site. Prior to May 2008, the only locations at the Site where DNAPL was identified were monitoring wells MW-204 and MW-207 and well point WP-2 (refer to Figure 5 for locations). However, during groundwater level monitoring conducted on May 21, 2008, a significant amount of DNAPL was detected in monitoring well PW-3. This 1-inch diameter monitoring well is approximately 15 feet deep and it was installed on October 13, 2004. PW-3 is located inside the Anderson Cleaners facility (refer to Figure 5) and prior to May 21, 2008 DNAPL was not detected in this monitoring well. DNAPL was removed from the above locations on a routine basis using a portable vacuum purge system that consists of dedicated polyethylene tubing connected to a 5-gallon vacuum rated collection Carboy with a Rotary Vane Sampling Pump manufactured by Allegro Industries to create a vacuum to allow removal of DNAPL from the monitoring wells.

DNAPL Removal Logs for PW-3, MW-204, MW-207 and WP-3 are included in Appendix I of this document. The DNAPL removed was stored in a 55-gallon drum located in a waste accumulation area constructed within the Courtyard Area of the Site. During the removal of DNAPL, groundwater and associated sediments are also removed. Grossly contaminated groundwater (i.e., based upon physical evidence of impact and/or elevated PID readings) and soil are placed in a waste accumulation drum (i.e., separate from the DNAPL collection drum), which is also located in the Courtyard Area. Water that did not exhibit obvious environmental impact was placed in a 55-gallon drum filled with activated granular carbon. This drum is fitted with a bottom discharge valve and this valve is opened as needed to allow the treated water to discharge from the drum. Samples of the discharged water are routinely screened with a PID for evidence of impact to determine when the activated granular carbon needs to be replaced. The DNAPL collection drum was transported off-site for disposal when filled (refer to Section 2.11).

## **2.11 Study Derived Waste**

Soil cuttings generated during the investigative work were placed in NYSDOT-approved 55-gallon drums that were labeled, staged on-site. The contents of these drums were placed in roll-off containers placed at the Site during the soil removal IRM. The study-derived waste was disposed of in conjunction with the waste generated during the soil removal IRM (refer to Appendix H). DNAPL removed from monitoring wells was placed within 55-gallon drums and when a sufficient quantity was generated Solvents and Petroleum Service, Inc removed and disposed a drum of the DNAPL collected on July 25, 2008.

### **3.0 PHYSICAL CHARACTERISTICS OF THE SITE**

This section describes the physical characteristics of the Site including geologic and hydrogeologic conditions, and the demography and land use of the area surrounding the Site.

Stratigraphic cross sections developed based on the test borings advanced to date are presented as Figures 8 (a cross section that extends generally from west to east between monitoring well MW-1 and BR-03R; designated as Cross Section A-A'), and Figure 9 (a cross section that extends generally from north to south between monitoring well MW-08 and MW-06; designated as Cross Section B-B'). The locations/orientations of Cross Section A-A' and Cross Section B-B' are shown on the Site Plan included as Figure 5.

#### **3.1 Topography**

The Site is located at latitude (north) 42° 5' 34.1" and longitude (west) 79° 15' 59.8" and the ground surface elevation at the Site is approximately 1,427 feet above sea level (USGS Datum). The ground surface at the Site and the immediately surrounding area generally slopes down gently to the east. Approximately 1-mile south of the Site the ground surface is approximately elevation 1,546 feet above sea level and approximately 1-mile north of the Site the ground surface is approximately elevation 1,316 feet above sea level. The ground surface about 1-mile to the east of the Site is approximately 1,329 feet above sea level and the ground surface approximately 1-mile west of the Site is approximately 1,415 feet above sea level.

There are no surface water bodies on or adjoining the Site. The Chadokoin River (i.e., the nearest surface water body) is located approximately 3,800 feet northeast of the Site and an unnamed tributary of the Chadokoin River is located about 3,000 feet northwest of the Site. No state or federally listed wetlands are located within ½ mile of the Site; however, a small area of standing water containing "wetland land-type" growth is located in the southern-most portion of the Site. The Site is not located in the 100-year or 500-year flood zone as designated by the Federal Emergency Management Agency (FEMA).

#### **3.2 Bedrock**

According to a map entitled *New York State Geological Highway Map*, W.B Rogers et. al., 1990, bedrock underlying the overburden deposits present at the Site is mixed shale and fine sandstone/siltstone of the Conewango Group an Upper Devonian series sedimentary rock of the Paleozoic Era.

During this study, a weathered shale layer (i.e., attributable to glacial scour and groundwater movement) extending from the base of the glacial till until competent bedrock is encountered was encountered in some of the test borings. In the test boring to install BR-02FR, an approximate 5.6 ft. thick zone of fractured rock was encountered below the till layer. An approximate 5.8 ft. thick layer of fractured rock was encountered below the till layer in the test boring for BR-02R. The rock quality improves with depth,

and “competent bedrock” was encountered in the test boring for BR-02FR at a depth of about 28.4 ft. bgs, or elevation 69.55 ft. (i.e., measured to an arbitrary datum established for the Site). In the test boring advanced for monitoring well BR-02R, competent bedrock was encountered at a depth of about 28.0 ft. bgs, or elevation 69.9 ft. Based upon an evaluation of the test borings advanced during this study and assuming refusal depths are attributable to bedrock, the top of rock slopes downward to the south and southeast with apparent convergence in the vicinity of monitoring well BR-02FR.

### **3.3 Overburden**

The United States Department of Agriculture’s Soil Conservation Service (SCS) soil survey for Chautauqua County New York identifies the soil at the Site as “Urban Land” with a variable surface texture. This soil does not meet the requirements for a hydric soil and the depth to bedrock is in excess of 10 inches.

According to USGS Bulletin 58, *Ground-Water Resources of the Jamestown Area, New York* dated 1966 by Leslie J. Crain the Site is in an area “in which the surficial deposits were formed as glacial moraines. Sand, gravel, lake-laid silt and clay, and till are all present as irregular masses and layers. Sand and gravel are generally of minor importance.” Additionally, the Site is in an area in which “water-bearing deposits consist of sand or interbedded layers of sand and of gravel overlain by silt and clay till (mixed deposits). The water bearing layers are generally only a few feet thick. Some of the layers are highly permeable. Water is confined under artesian conditions.”

Based upon the test borings advanced at the Site during this study that penetrated the overburden, the Site is underlain by deposits that extend to depths of about 16.4 ft. bgs (B-7) to 22.8 ft. bgs (B-6).

In the test borings advanced during this study, the ground surface is covered by either an approximate 0.5-foot layer of topsoil and roots in lawn areas; a 0.1-foot thick layer of asphalt and up to 1.5 feet of sub-base material within paved areas or an approximate 0.4<sup>+</sup> foot thick layer of concrete in interior locations. Generally, fill material typically comprised of silty sand and gravel often intermixed with pieces of bricks, concrete and wood was encountered below the surface coverings. These fill materials extend to depths of about 2<sup>+</sup> ft. to 8 ft. bgs. In the Courtyard Area, the fill extended to a depth of about 2<sup>+</sup> ft. bgs (i.e., to a depth below the invert of the 6-inch clay tile pipe that extends the length of the Courtyard

In some of the test borings, an approximate 0.5-foot layer of peat was encountered below the fill material. Glacial deposits consisting of interbedded mixtures of sandy silt and clayey silt often containing lesser amounts of sand, gravel and occasional cobble size material were encountered below the fill material. In some test borings, seams of sub-angular to rounded gravel and sand (i.e., likely deposited from glacial melt water) were encountered. The indigenous soil encountered during this study is typical of the ground moraine deposits common to the area surrounding the Site. The ground moraine deposits appear to overlay the remnants of a glacial till that was deposited as the glacier advanced

through the area. The glacial till layer extends to depths of about 16 ft. to 23 ft. bgs and in some locations it is winnowed with seams of permeable sand and gravel evident.

### 3.4 Hydrogeology

Monitoring wells installed with their screened section terminating at or near the top of the glacial till typically encounter groundwater at depths ranging from about 1 to 4 ft. bgs. Monitoring wells installed within fractured bedrock exhibit flowing artesian conditions with groundwater levels greater than 2 ft. above the ground surface (ags). The groundwater levels measured in monitoring wells installed within competent bedrock (i.e., BR-02R and BR-03R) also exhibit flowing artesian conditions, but the hydraulic head is less than that observed in monitoring wells screened within the fractured bedrock.

Monitoring well MW-207 is installed with its screened section extending upward from the top of the glacial till, BR-02FR is installed within the fractured bedrock zone, and BR-02R is installed as an open hole within the competent bedrock. Monitoring well MW-207 is located about 17 ft. west of monitoring well BR-02R and monitoring well BR-02FR is located less than 5 ft. south of monitoring well BR-02R. The vertical hydraulic gradients calculated based on groundwater level measurements made in these monitoring wells on May 5, 2010 are summarized below.

- BR-02FR to MW-207 = + 0.4 ft./ft. (upward hydraulic gradient)
- BR-02R to MW-207 = +0.2 ft./ft. (upward hydraulic gradient)
- BR-02FR to BR-02R = -0.06 ft./ft. (downward hydraulic gradient)

Groundwater contour maps developed using data collected on May 5, 2010 for the overburden zone (i.e., based on groundwater elevations measured in monitoring wells screened within or above the glacial till) and the fractured bedrock zone are included on Figure 6. As shown, groundwater in both zones generally flows to the east across the Site with a southeasterly component evident in the southern portion of the Site. During the May 5, 2010 monitoring event, an average horizontal gradient of 0.03 ft./ft. was calculated in the overburden zone monitoring wells, and an average hydraulic gradient of 0.012 ft./ft. was calculated for the fractured bedrock zone monitoring wells. An average hydraulic conductivity of  $6.83 \times 10^{-3}$  cm/sec was measured in monitoring wells MW-01 through MW-06 (i.e., monitoring wells that penetrate the fractured rock zone). The hydraulic conductivity was not tested in monitoring wells installed within the overburden zone, but based on the nature of the overburden material, a hydraulic conductivity of  $1.0 \times 10^{-4}$  cm/sec is estimated. Using the average values for horizontal gradient and hydraulic conductivity and an assumed porosity value of 0.35 to 0.50 for each zone, a horizontal groundwater velocity within the overburden zone was calculated to range between about 0.017 ft./day and 0.024 ft./day, and a horizontal groundwater velocity of 0.46 ft./day to 0.66 ft./day was calculated for the fractured rock zone.



### **3.5 Demography, Land Use and Water Use**

The approximate 2.4-acre Site is located in Chautauqua County, New York and it is partially in the City of Jamestown and partially in the Town of Ellicott, New York. According the 2000 census, the population of Chautauqua County, New York was 139,750; the population of Jamestown, New York was 31,730 and the population of the Town of Ellicott, New York was 9,280. The Site is designated as Section Block and Lot numbers 504-01-001, 504-01-002, and 504-01-003 (Jamestown) and 32-1-1 and 32-1-11 (Ellicott). The Site is currently improved with an approximate 11,400-square foot one-story brick and concrete block building used as Laundry and dry cleaning facility and other smaller commercial-type operations.

The Site is in a mixed residential and commercial area. Adjoining properties are described below:

North: Hunt Road, with greenhouses and residential beyond.

East: Huxley Road, with a Seventh Day Adventist church beyond.

South: Electrical substation, with residential beyond.

West: Residential.

DAY found no record of groundwater use at the Site or in its vicinity. The Site buildings, and the Site vicinity, are served by the municipal (Jamestown) water supply. The on-site wells installed in the 1950s have not been used since the mid-1960s. According to Mr. Paul Snyder of the Chautauqua County Health Department, Division of Environmental Health, there are no documented public water supply sources within the vicinity of the Site. The closest water supply sources are two well fields in Ross Mills and Poland Center, which are the sources of the Jamestown water supply. The Ross Mills well field is approximately 5 miles north/northeast of the Site, and the Poland Center well field is approximately 8 miles east/northeast of the Site. DAY found no record of private water wells at adjoining properties in a review of municipal records. However, municipal officials indicated that the existence of private wells would not necessarily be recorded. According to the USGS National Water Inventory System, three wells are located within a 1-mile radius of the Site. These include: USGS0751473 (located ½ to 1 mile north-northeast), USGS0751468 (located ½ to 1 mile northeast) and USGS0751559 (located ½ to 1 mile north). The function of these wells is not known and based upon groundwater flow data collected during this study, these wells are located hydraulically cross gradient of the Site.

## 4.0 NATURE AND EXTENT OF IMPACT

This section of the report presents findings of the investigative work described in Section 2.0 relative to the nature and impact to the environmental media at the Site. CAS and Mitkem reported the analytical laboratory test results in NYSDEC ASP Category B deliverable reports. The analytical laboratory test results presented by Paradigm were reported as a standard data package. Copies of reports prepared by the analytical laboratory and executed chain-of-custody documentation for this data are included in Appendix C and detected compounds are summarized on various tables referenced previously. Where applicable, the tables include a comparison to the following standards, criteria and guidance (SCG):

- Soil Cleanup Objectives (SCO) for Unrestricted Use and Restricted Commercial Use, as referenced in NYSDEC regulations at 6 NYCRR Subpart 375 titled *Remedial Program Soil Cleanup Objectives*, effective December 14, 2006.
- Groundwater standards and guidance values as referenced in the NYSDEC Division of Water Technical and Operational Guidance Series 1.1.1 document titled "*Ambient Water Quality Standards and Guidance Values and Groundwater Effluent Limitations*" (TOGS 1.1.1) dated June 1998 (as amended by an April 2000 addendum).

### 4.1 Contaminants of Concern

The contaminants of concern (COC) in soil and groundwater were determined by initially reviewing the analytical laboratory data to identify the compounds detected at concentrations that exceed SCG, the range of concentrations measured and the frequency of detection. Based upon this review and the types of chemicals used at the Site in the past, the following COC were identified.

- tetrachloroethene (PCE)
- trichloroethene (TCE)
- 1,1-dichloroethene (1,1-DCE)
- trans-1, 2-dichloroethene (trans-1, 2-DCE)
- cis-1, 2-dichloroethene (cis-1,2-DCE)
- vinyl chloride (VC)
  
- DNAPL (refer to Section 4.2)

[Note: Several metals were measured at concentrations exceeding SCG, however the highest concentrations were measured in groundwater samples collected from the upgradient background location. As such, metals are not identified as COC for this Site.].

### 4.2 DNAPL

DNAPL provides a constant source of dissolved phase PCE and other COC in the groundwater. During this study, DNAPL has been detected at the surface of, and within, the glacial till in several test borings/monitoring wells in the central portion of the Site. It is

presumed that the DNAPL entered the subsurface from a near surface location (e.g., potentially through a broken pipe in the Courtyard Area that was remediated as part of the soil removal IRM, and/or other localized discharges that may have occurred during the 1985 fire at the Site), and due to its density, the DNAPL migrated downward and collected on and within the less permeable glacial till. It also appears that DNAPL migrates downslope along the surface of the glacial till. To date, more than 100 gallons of DNAPL has been removed from select monitoring wells at the Site. The presumed extent of DNAPL impact remaining at the Site is depicted on Figure 10.

### **4.3 Soil and Vadose Zone**

This section provides a discussion of contaminant impacts measured within the soil and vadose zone at the Site and the extent of impact determined based upon the available data.

#### **4.3.1 Soil Gas**

The passive soil gas study (Appendix B) was conducted in exterior locations of the Site. The highest soil gas PCE concentration was measured in a location southeast of the Anderson Cleaners building. This area of the Site is also known to be in an area where the groundwater is impacted and the elevated soil gas reading is likely due to volatilization from the groundwater. The soil gas points positioned in the parking lot north of the Anderson Cleaners building and in proximity to Hunt Road contained PCE, but at lower concentrations than those detected in locations southeast of the building. Testing of a soil sample collected from a test boring positioned near the soil gas point north of the building exhibiting the highest PCE concentration did not contain VOC at concentrations that exceed SCG. Based upon the soil testing results and the apparent absence of impacted groundwater to the north of the Anderson Cleaners building, the soil gas readings in this area appear to be insignificant and additional study does not appear to be warranted.

#### **4.3.2 Background Soil Test Results**

An upgradient background soil sample, designated B-1 (9.0'), was tested for the following parameters: TCL VOC, TCL S-VOC, TAL metals plus cyanide, pesticides and PCBs. The constituents detected in this sample are summarized on Table 5A and Table 5B analytical laboratory results are presented in Appendix C. The test results for the background soil sample are summarized as follows:

##### VOC

One VOC (xylene) was detected at an estimated concentration of 2 ug/kg or ppb in the background soil sample. The remaining VOC were not detected above the reported analytical laboratory detection limit of 11 ug/kg. The xylene concentration measured in the background soil sample does not exceed SCG.

## S-VOC

Two S-VOC were detected above the analytical laboratory detection limits in the background soil sample. These include: di-n-butylphthalate (estimated concentration of 38 ug/kg or ppb) and bis (2-ethylhexyl) phthalate (estimated concentration of 99 ug/kg or ppb). S-VOC tentatively identified compounds (TICs) were also detected in the background soil sample at a total estimated concentration of 2,480 ug/kg. The concentrations of the S-VOC detected in the background sample do not exceed SCG.

## TAL Metals and Cyanide

TAL metals detected in the background soil sample include: aluminum, arsenic, barium, calcium, chromium, cobalt, copper, iron, lead, magnesium, manganese, nickel, potassium, vanadium, zinc and potentially beryllium, cadmium and sodium. The concentrations of the detected metals do not exceed SCG.

Cyanide was not detected above the reported analytical reporting limits in the background soil sample.

## PCBs/Pesticides

The background soil sample tested did not contain PCBs. However, this sample contained the following pesticides: gamma-BHC (lindane), heptachlor, aldrin, dieldrin, endrin and 4, 4'-DDT. The concentrations measured in this sample did not exceed SCG.

### **4.3.3 Subsurface Soil Test Results**

Subsurface soil samples were collected from test pit/trench and test boring locations and select samples were submitted for analytical laboratory testing. Subsurface soil samples were tested for one or more of the following parameters: (TCL, Halogens & Aromatics, and Halocarbons) VOC, TCL S-VOC, TAL metals plus cyanide, pesticides, PCBs. Copies of the analytical laboratory summary reports are included in Appendix C. The detected concentrations and comparison to corresponding SCG are summarized on Table 2, Table 6a and Table 6b. [Note: The soil in the Courtyard Area was disturbed during the excavation of the test pits/trenches and by the soil removal IRM. As such, the analytical laboratory results for the samples collected from test borings TB-100 through TB-114 and the data collected following the soil removal IRM may not be representative of current subsurface conditions. Therefore the data for these sample locations is not included in the discussion that follows.]

The test results for subsurface soil samples are summarized as follows:

## VOC

VOC detected in one or more soil samples included: PCE, TCE, VC, cis-1,2-DCE, trans-1,2-DCE, toluene, xylene, methylcyclohexane, ethylbenzene, isopropylbenzene, acetone,

chlorobenzene, methylene chloride, 2-butanone, 1,1-dichloroethene, carbon disulfide, 1,1-dichloroethane, cyclohexane and 1,1,1-TCA. TICs, were detected in many of the subsurface soil samples tested (refer to Appendix C). The concentrations of specific VOC were compared to SCG. As shown on Table 5A, SCG for PCE, TCE, VC, trans-1,2-DCE, cis-1,2-DCE, and xylene were exceeded in some of the subsurface soil samples tested.

Two predominant areas of the Site exhibited concentrations of VOC in the soil that exceeded SCG. These include the Courtyard Area (particularly in the vicinity of the location where the broken 6-inch diameter clay tile pipe was identified) and on the east side of the Garage Area (i.e., in proximity to test boring B-3). The areal and vertical extent of impacted soil in proximity of test boring B-3 was not delineated during this study. In addition, although limited soil samples were tested VOC concentrations exceeding SCG are likely beneath the concrete floor in portions of the Anderson Cleaners building east of the Court Yard Area. [Note: Although some soil samples collected from the saturated zone also contained concentrations of VOC that exceeded SCG, it is likely that these concentrations are representative of impacted groundwater. The impacted soil samples in the Courtyard Area and in test boring B-3 were collected at relatively shallow depths (i.e., typically beginning at 2' in the Courtyard Area and at a depth of 3 feet below the ground surface in test boring B-3).]

#### S-VOC

The S-VOC di-n-butylphthalate (estimated concentrations of 47 ug/kg and 55 ug/kg) and bis (2-ethylhexyl) phthalate (estimated concentrations of 74 ug/kg and 63 ug/kg) were detected in two of the three soil samples from the Site that were tested (i.e., in addition to the background soil sample). These samples also had total TIC concentrations of 2,480 ug/kg and 5,677 ug/kg, respectively. The detected S-VOC are commonly artifacts of sampling and analytical laboratory testing, and it is not suspected that these constituents are associated with the Site.

#### TAL Metals and Cyanide

TAL metals detected in the subsurface soil samples include: aluminum, arsenic, barium, calcium, cadmium, chromium, cobalt, copper, iron, lead, magnesium, manganese, nickel, sodium, thallium, vanadium, zinc and potentially beryllium, mercury and potassium. With the exception of the arsenic concentration of 13.8 ppm that slightly exceeded the Unrestricted Use SCO of 13 ppm, the metal concentrations detected did not exceed SCG.

#### PCBs/Pesticides

PCBs were not detected in any of the subsurface soil samples tested. The pesticides 4, 4'-DDT, 4,4'-DDE and 4,4'-DDD were detected in subsurface soil samples, but the concentrations were all below the SCG.

#### 4.4 Groundwater Quality

The constituents detected in the groundwater samples tested during this study and the distribution of these constituents within the groundwater is summarized in the following sections.

Groundwater samples were collected from monitoring wells installed at various times during this study. Generally, monitoring wells installed within test borings advanced using direct-push sampling techniques (i.e., 1-inch diameter monitoring wells) extend to depths of about 10 ft. to 15 ft. bgs (i.e., designated herein as “shallow” monitoring wells). Many of the monitoring wells installed in test borings advanced via rotary drilling techniques (i.e., 2-inch and 4-inch diameter monitoring wells) were generally placed at the bottom of the overburden encountered at the Site and likely with a fractured/weathered rock zone. However, some 2-inch diameter monitoring wells were terminated within a glacial till layer that overlies the bedrock (e.g., MW- 206, MW-207, MW-208 and MW-209). In addition, two monitoring wells (designated MW-BR-02R and BR-03R) were advanced through the fractured/weathered rock zone; a steel casing was grouted in-place and the wells were advanced into the competent rock below. The constituents detected in groundwater samples collected from these monitoring wells are discussed below.

##### VOC

The VOC detected above SCG in the groundwater samples from the monitoring wells tested during this study include: PCE, TCE, 1,1-DCE, cis-1,2-DCE, trans-1,2-DCE, VC, 1,1,1-TCA, 1,1-DCA, toluene, chlorobenzene, 1,1,2-TCA, ethylbenzene, and xylene. With the exception of xylene, toluene, chlorobenzene, 1,1-DCA 1,1,1-TCA, 1,1,2-TCA and ethylbenzene that were detected less frequently and/or at typically lower concentrations, the above VOC are identified as COC for the Site. The COC detected in groundwater samples collected and tested during this study are summarized on Table 6A. The distribution of VOC measured in the groundwater samples tested during this study is presented on Figure 7 and Figure 7A. A contour map prepared using total VOC concentrations for samples collected in 2008 and 2010 (i.e., the most-recent test results) for select overburden and top of rock monitoring wells is presented as Figure 7B. The presumed location of the current extent of DNAPL remaining at the Site is also shown on this figure.

As shown on Figure 7, Figure 7A, and Figure 7B, the highest concentrations of VOC were detected in groundwater samples collected from monitoring wells located in the Courtyard Area and locations to the east/southeast (e.g., PW-2, PW-3, MW-7.1, MW-207 and BR-02FR). The VOC concentrations decrease as groundwater flow continues hydraulically downgradient to the east/southeast and some downgradient monitoring wells contain VOC concentrations that exceed SCG. Only one off-site monitoring well MW-201, which is positioned hydraulically downgradient of the Site, contained VOC concentrations that exceeded SCG. However, the extent of the VOC impact in MW-201 appears limited since monitoring wells MW-202 and MW-203, which are located

hydraulically downgradient of MW-201 do not contain concentrations of VOC that exceed SCG.

Based upon the results of this study, the groundwater within the fractured/weathered bedrock zone underlying the Site contains the highest concentrations of VOC. The results of the *Summary Report Bedrock Groundwater Evaluation, Anderson Cleaners Site, 5 Hunt Road, Jamestown, New York, BCP #C907027*, dated June 2010 indicate that the VOC concentrations detected in the fractured/weathered bedrock zone decrease with depth. As evidenced by the testing of samples collected on the same date from BR-02FR and BR-02R, which are positioned adjacent to each other, the total VOC concentrations in BR-02R were approximately an order of magnitude less than those measured in the samples collected from BR-02FR.

### S-VOC

With the exception of TICs (i.e., total concentration of 860 ug/l) measured in the groundwater sample from MW-07, no S-VOC were detected in the four groundwater samples tested during this study.

Groundwater samples from monitoring wells MW-2, MW-5, PW-3 and MW-07 (i.e., positioned in proximity to the former Stoddard Solvent tanks) were tested at various times for total petroleum hydrocarbons (TPH). With the exception of a concentration of 860 ug/l in a sample from MW-07 (i.e., reported as kerosene or jet fuel) and a concentration of 1,100 ug/l in a sample from PW-3 (i.e., reportedly not a petroleum-related compound), TPH was “not detected” in any of the groundwater samples tested. These TPH results, coupled with the apparent absence of widespread xylene impact in soil and groundwater samples in the area of the former Stoddard Solvent tanks, suggests that leakage from these tanks is not an environmental concern at the Site. [Note: Xylene was detected at a concentration above the SCG in a soil sample collected from a depth of 4.0 feet in test boring B-4 (i.e., 1,800 ug/kg). Test boring B-4 is located approximately 750 feet east of the former Stoddard Tanks and it is not suspected that the xylene detected in this sample is related to the former Stoddard Tanks.]

### TAL Metals and Cyanide

At least one of the samples collected from the monitoring wells tested contained detectable concentrations of each of the TAL metals except for mercury, selenium, and silver (refer to Table 6B). The concentrations of: antimony, arsenic, barium, chromium, iron, lead, magnesium, manganese, thallium, sodium and nickel in upgradient well MW-01; iron and sodium in downgradient well MW-06 and iron, sodium, magnesium and manganese in downgradient MW-07 exceeded SCG. However, in each case the concentrations measured in upgradient monitoring well MW-01 were higher than those detected in the downgradient monitoring wells. As such, metal impact to the groundwater is not judged to be attributable to the Site.

### PCBs/Pesticides

The pesticides 4, 4'-DDE (0.065 ug/l) and 4, 4'-DDD (0.27 ug/l) were measured in the sample from monitoring well MW-07 (refer to Table 6B). However, the measured concentrations do not exceed SCG. The other monitoring wells did not contain detectable concentrations of pesticides, and PCBs were not detected in any of the groundwater samples.



## 5.0 FATE AND TRANSPORT

This section includes an evaluation of contaminant fate and transport for the Site including identifying potential routes of migration, contaminant persistence and identified contaminant migration patterns.

### 5.1 Potential Routes of Migration

Release and transport mechanisms for the COC include:

- soil leaching and impacting groundwater through precipitation or contact with groundwater;
- migrating in a dissolved groundwater plume;
- migrating as vapor in the unsaturated zone;
- volatilization to air if impacted media are disturbed;
- volatilization from groundwater or soil to indoor air; and
- transportation on construction equipment/workers if impacted media is disturbed.

### 5.2 Contaminant Persistence

The COC detected during this study are generally associated with dry cleaning products that were previously used at the Site (i.e., primarily chlorinated VOC consisting of PCE and associated breakdown products). Half-lives for the constituents commonly detected in soil and/or groundwater were referenced in the “Handbook of Environmental Degradation Rates”, P.H. Howard. et. al, 1991. This reference suggests these VOC in an aqueous setting will biodegrade faster under aerobic conditions when compared to biodegradation rates under anaerobic conditions.

The range of specific half lives for the COC detected in the soil and/or groundwater at the Site are summarized below:

- Tetrachloroethene (PCE): Half-life in groundwater between 365 days and 730 days. Half-life in soil between 183 days and 365 days
- Trichloroethene (TCE): Half-life in groundwater between 325 days and 1643 days. Half-life in soil between 183 days and 365 days.
- Vinyl Chloride (VC): Half-life in groundwater between 56 days and 2890 days. Half-life in soil between 28 days and 183 days
- 1,1-Dichloroethene (1,1-DCE): Half-life in groundwater between 56 days and 132 days. Half-life in soil between 28 days and 183 days
- 1,2-Dichloroethene (including cis-1,2-DCE and trans-1,2-DCE): Half-life in groundwater between 56 days and 2890 days. Half-life in soil between 28 days and 183 days.

The Agency for Toxic Substances and Disease Registry ([www.atsdr.cdc.gov](http://www.atsdr.cdc.gov)) was referenced to obtain information on the VOC detected at the Site. A summary of information for these VOC is provided below:

- Tetrachloroethene (PCE): can be emitted into the air from water and soil where it is broken down by sunlight and other chemicals. PCE in air can be brought back to the ground surface via rain or snow. It breaks down in water and soil via microorganisms and can pass through the soil into groundwater. PCE does not bioaccumulate.
- Trichloroethene (TCE): is slightly soluble in water and can remain in the groundwater for a time. TCE evaporates less easily from the soil than from surface water. TCE may stick to particles in water, which will cause it to eventually settle to the bottom sediment. TCE does not bioaccumulate.
- Vinyl Chloride (VC): in the liquid form evaporates easily. VC in water or soil evaporates rapidly if it is near the surface. VC in the air breaks down in a few days to other substances, some of which can be harmful. Small amounts of VC can dissolve in water. VC is unlikely to bioaccumulate.
- 1,1-Dichloroethene (1,1-DCE): evaporates very quickly from water and soil to the air where it readily breaks down. In soil, 1,1-DCE is slowly transformed to other less harmful chemicals. 1,1-DCE breaks down very slowly in water and does not bioaccumulate.
- 1,2-Dichloroethene (1,2-DCE): evaporates rapidly into air where it breaks down quickly. Most 1,2-DCE in the soil surface or bodies of water will evaporate into air. 1,2-DCE can travel through soil or dissolve in water in the soil. It is possible that it can contaminate groundwater. There is a slight chance that 1,2-DCE will break down into vinyl chloride, which is a more toxic compound.

In addition to biodegradation, VOC concentrations in the groundwater decrease as the distance from the source area is increased due to processes such as advection, dispersion, sorption, diffusion, etc. In fact, the analytical laboratory test results for groundwater samples collected as part of this study indicate that the VOC concentrations decrease as the distance from the suspected source area (i.e., the Courtyard Area) is increased.

### **5.3 Contaminant Migration**

COC are not present in test boring/monitoring well locations near the western property boundary of the Site (i.e., upgradient locations). The highest concentrations of COC in the soil and groundwater were detected in proximity of the Courtyard Area where a broken 6-inch diameter clay tile pipe was identified. In addition, soil impacted with COC and a DNAPL plume were detected beneath the concrete floor of the Anderson Cleaners building generally east of the Courtyard Area (refer to Figure 10). These locations are apparent source areas of the COC present at the Site. Migration of COC within the groundwater to the east/southeast away from the source areas resulted in a plume

consisting primarily of PCE and associated breakdown products (refer to Figure 6, Figure 7 and Figure 7A).

COC detected in the soil appear to have migrated downward into the groundwater and thereafter migrated via the groundwater. This is evident in the area of the broken clay pipe in the Courtyard Area where COC were detected within the soil beginning at a depth of 2<sup>+</sup> feet below the ground surface (i.e., below the invert of the pipe) and the concentrations generally increased with depth until the groundwater was encountered (i.e. typically at a depth of about 8 feet below the ground surface). The COC concentrations in the soil are typically lower in locations away from the broken pipe, but the groundwater in these locations is impacted with COC.

The COC are typically denser than water (particularly DNAPL) and, as such, they tend to sink into the groundwater. The upward hydraulic gradient between the fractured/weathered rock groundwater zone and the shallow overburden groundwater zone at the Site appears to limit this downward migration to some extent (i.e., as evidenced by the variation in COC concentrations detected in adjacent monitoring well MW-07 and MW-03). Similarly, as discussed in Section 4.4, the upward hydraulic gradient between the competent bedrock and the fractured/weathered bedrock zone limits the downward migration of COC into the bedrock.

It is also likely that COC migrating within the groundwater plume will volatilize, migrate upward into the vadose zone and collect beneath building slabs and similar confined spaces. As such, it is anticipated that the sub-slab beneath the laundry/dry cleaning area of the Anderson Cleaners building will contain elevated concentrations of COC. Based upon the groundwater flow pattern, similar impacts to the Finishing Area portion of the Anderson Cleaners building are not anticipated.

### **5.3.1 Factors Affecting Contaminant Migration**

Factors affecting contaminant migration include: groundwater flow; advection; mechanical dispersion; molecular diffusion; partitioning between air, soil and groundwater; and adsorption of constituents onto soil particles or particles suspended in groundwater.

In general, the COC are soluble in water and tend to be mobile in the environment (e.g., migrating through the groundwater and vaporizing into the unsaturated zone). Due to the physical characteristics of the COC and physical/chemical factors of the subsurface media, COC typically migrate at a rate slower than the groundwater. As discussed in Section 3.4, it is estimated that groundwater in the fractured/weathered rock zone flows at a rate of about 0.46 ft/day to 0.66 ft/day. The slower rate of contaminant migration through the groundwater is expressed as a retardation factor. Assuming a 1% fraction of total organic carbon and a partition coefficient of 277 ml/g (i.e., consistent with values identified in TAGM 4046) and a bulk density of 2.64 g/cm<sup>3</sup> and a porosity range of 0.35-0.5 (i.e., consistent with the type of soil found at the Site), the retardation factor for PCE is calculated to be 1.2. As such, it is estimated that PCE will flow in the groundwater at a rate of less than 0.46 ft/day.

## **6.0 EXPOSURE ASSESSMENT**

This section presents the results of the Qualitative Human Health Exposure Assessment and the Fish and Wildlife Resources Impact Analysis conducted for the Site based upon the data collected during this study.

### **6.1 Qualitative Human Health Exposure Assessment**

A qualitative human health exposure assessment was conducted as part of this project in accordance with the guidelines referenced in the document titled “*New York State Department of Health Qualitative Human Health Exposure Assessment*” that is included as Appendix 3B of DER-10. The purpose of the qualitative human health exposure assessment was to identify the exposure setting and exposure pathways, and to evaluate the contaminant fate and transport in relation to human health exposure.

An exposure pathway is comprised of the following components:

1. a contaminant source;
2. contaminant release and transport mechanisms;
3. a point of exposure;
4. a route of exposure; and
5. a receptor population.

#### Contaminant Sources

Historically, the Site has been used for dry cleaning operations and PCE was previously used as the primary dry cleaning fluid. In the past, PCE discharged to the subsurface and the soil and groundwater at the Site (particularly beneath the current Laundry/dry cleaning portion of the Anderson Cleaners building) has been impacted by PCE and associated breakdown products. Specifically, the COC identified at the Site include: PCE, TCE, 1,1-DCE, cis-1, 2-DCE, trans-1, 2-DCE, VC, and DNAPL. Based on the current data, the COC impact is located on the Site (i.e., with the exception of a localized area in proximity of a sanitary sewer line) off-site migration has not been documented.

#### Contaminant Release and Transport Mechanisms

Release and transport mechanisms for the COC include:

- leaching from the soil and impacting groundwater through precipitation or contact with groundwater;
- migrating in a dissolved groundwater plume;
- migrating as a vapor in the unsaturated zone;
- volatilization from groundwater or soil to indoor air; and

- transportation on construction equipment/workers if impacted media is disturbed (i.e., future additions, repairing underground utilities, etc.)

#### Points of Exposure include

The locations where actual or potential human contact with COC may occur include:

- indoor air in the Laundry/dry cleaning facility on the Site; and
- direct contact with media impacted with COC during future Site improvements.

#### Routes of Exposure

The manner in which a COC enters or contacts the body include:

- Inhalation;
- Ingestion;
- Dermal contact;
- Eye contact; and
- Puncture/injection.

#### Receptor Populations

The receptor populations include:

- Employees and patrons of the laundry/dry cleaning facility on the Site; and
- Construction workers that need to disturb contaminated media.

#### Potential exposure pathways

The results of this human health exposure assessment have identified the following potential exposure pathways:

- COC present in the soil and groundwater at the Site that may volatilize and impact air quality inside the building. Employees and patrons of this building could be exposed to the VOC vapors through inhalation of indoor air.
- Construction workers could be exposed to COC that are present in the soil and groundwater at concentrations above SCG. Examples of such exposures could include:
  - Inhalation of vapors from the volatilization of COC from soil and/or groundwater; and
  - Direct contact with COC-impacted media may also occur, which could lead to other potential routes of exposure including ingestion, inhalation, dermal contact, eye contact, and puncture/injection.

- Future use of the groundwater at the Site (and surrounding area) could pose a potential exposure pathway to COC present in groundwater at concentrations above SCG. The primary potential route of exposure would be ingestion. However, other potential routes of exposure include inhalation, dermal contact, eye contact, and puncture/injections potentially exist.

The findings of the human health exposure assessment have been used to assist in the selection of the recommended remedial alternative for the Site as discussed in Section 9.0 of this report.

## **6.2 Fish and Wildlife Resources Impact Analysis**

A copy of a completed Fish and Wildlife Resources Impact Analysis (FWRIA) Decision Key is included in Appendix J. The findings of the studies described herein, and the information provided above, were used to assist in completing the FWRIA Decision Key. The Site, which is predominately covered with a building and a paved parking lot/driveway, contains soil and groundwater impacted with COC. The Site does not contain fish or wildlife species that are endangered, threatened or of special concern. As a result, an FWRIA is not needed for this Site.

## 7.0 CONCEPTUAL SITE MODEL

The following sections summarize the conceptual site model developed as part of this BCP Remedial Investigation project.

### *Overburden Deposits*

The Site is underlain by overburden deposits that extend to depths of about 16 ft. to 23 ft. bgs. Fill material typically comprised of silty sand and gravel often intermixed with pieces of bricks, concrete and wood is present below surface coverings that consist of lawn/landscape areas, asphalt pavement or buildings. The fill material extends to depths ranging from about 2<sup>+</sup> ft. to 8 ft. bgs. In some of the test borings advanced at the Site, an approximate 0.5-foot layer of peat was encountered below the fill material. However, the fill materials typically overlay glacial deposits consisting of interbedded mixtures of sandy silt and clayey silt often containing lesser amounts of sand, gravel, and occasional cobble-size material. In some locations, the sandy silt and clayey silt deposits contain seams of sub-angular to rounded gravel and sand (i.e., likely deposited via glacial melt water). The sandy silt and clayey silt deposits are approximately 4 ft. to 12 ft. thick extending beneath the fill to the top of a glacial till deposit. The glacial till is typically medium dense gray-brown silty sand with lesser amounts of clay and rock fragments. The glacial till is approximately 3 ft. to 7 ft. thick extending to the top of fractured/weathered shale bedrock, and it is winnowed with seams of permeable sand and gravel evident in some locations. The indigenous soil is typical of the ground moraine deposits common in the area of the Site.

### *Bedrock*

A fractured and weathered shale layer (i.e., attributable to glacial scour and groundwater movement) extends from the base of the glacial till until competent bedrock is encountered. During the advancement of the test boring to install BR-02FR, an approximate 5.6 ft. thick zone of fractured rock was encountered below the till layer. An approximate 5.8 ft. thick layer of fractured rock was encountered below the till layer in the test boring for BR-02R. The rock quality improves with depth, and “competent bedrock” was encountered in the test boring for BR-02FR at a depth of about 28.4 ft. bgs, or elevation 69.55 ft. (i.e., measured to an arbitrary datum established for the Site). In the test boring advanced for monitoring well BR-02R, competent bedrock was encountered at a depth of about 28.0 ft. bgs, or elevation 69.9 ft.

### *Stratigraphic Cross Sections*

Stratigraphic cross sections developed based on the test borings advanced to date are presented as Figure 8 (a cross section that extends generally from west to east between monitoring well MW-1 and BR-03R; designated as Cross Section A-A'), and Figure 9 (a cross section that extends generally from north to south between monitoring well MW-08 and MW-06; designated as Cross Section B-B'). The locations/orientations of Cross Section A-A' and Cross Section B-B' are shown on the Site Plan included as Figure 5.

### *Groundwater Conditions*

Monitoring wells installed with their screened section terminating at or near the top of the glacial till typically encounter groundwater at depths ranging from about 1 to 4 ft. bgs. Monitoring wells installed within fractured/weathered bedrock exhibit flowing artesian conditions with groundwater levels greater than 2 ft. above the ground surface (ags). The groundwater levels measured in monitoring wells installed within competent bedrock (i.e., BR-02R and BR-03R) also exhibit flowing artesian conditions, but the hydraulic head is less than that observed in monitoring wells screened within the fractured bedrock.

Monitoring well MW-207 is installed with its screened section extending upward from the top of the glacial till, BR-02FR is installed within the fractured bedrock zone, and BR-02R is installed as an open hole within the competent bedrock. Monitoring well MW-207 is located about 17 ft. west of monitoring well BR-02R and monitoring well BR-02FR is located less than 5 ft. south of monitoring well BR-02R. The vertical hydraulic gradients calculated based on groundwater level measurements made in these monitoring wells on May 5, 2010 are summarized below.

- BR-02FR to MW-207 = + 0.4 ft./ft. (upward hydraulic gradient)
- BR-02R to MW-207 = +0.2 ft./ft. (upward hydraulic gradient)
- BR-02FR to BR-02R = -0.06 ft./ft. (downward hydraulic gradient)

Groundwater contour maps developed using data collected on May 5, 2010 for the overburden zone (i.e., based on groundwater elevations measured in monitoring wells screened within or above the glacial till) and the fractured bedrock zone are included on Figure 6. As shown, groundwater in both zones generally flows to the east across the Site with a southeasterly component evident in the southern portion of the Site. During the May 5, 2010 monitoring event, an average horizontal gradient of 0.03 ft./ft. was calculated in the overburden zone monitoring wells, and an average hydraulic gradient of 0.012 ft./ft. was calculated for the fractured bedrock zone monitoring wells. An average hydraulic conductivity of  $6.83 \times 10^{-3}$  cm/sec was measured in monitoring wells MW-01 through MW-06 (i.e., monitoring wells that penetrate the fractured rock zone). The hydraulic conductivity was not tested in monitoring wells installed within the overburden zone, but based on the nature of the overburden material, a hydraulic conductivity of  $1.0 \times 10^{-4}$  cm/sec is estimated. Using the average values for horizontal gradient and hydraulic conductivity and an assumed porosity value of 0.35 to 0.50 for each zone, a horizontal groundwater velocity within the overburden zone was calculated to range between about 0.017 ft./day and 0.024 ft./day, and a horizontal groundwater velocity of 0.46 ft./day to 0.66 ft./day was calculated for the fractured rock zone.

### *Contaminants of Concern*

The Site has been used for dry cleaning operations and PCE was previously used as the primary dry cleaning agent. In the past, PCE entered the subsurface, and this has resulted in PCE and associated breakdown products impacting the soil and groundwater. The COC identified in the soil and groundwater at the Site include:

- tetrachloroethene (PCE)



- trichloroethene (TCE)
- 1,1-dichloroethene (1,1-DCE)
- cis-1, 2-dichloroethene (cis-1, 2-DCE)
- trans-1, 2-dichloroethene (trans-1, 2-DCE)
- vinyl chloride (VC)
- Dense Non-Aqueous Phase Liquid (DNAPL)

### *Contaminant Distribution and Migration*

The highest concentrations of COC were measured in soil and groundwater samples collected in proximity to the Courtyard Area of the Site and locations to the east/southeast (e.g., within monitoring wells PW-2, PW-3, MW-7.1, MW-207 and BR-02FR). COC, in the form of dissolved constituents, have migrated to the east/southeast through the groundwater. It is also possible that some preferential migration has occurred along the bedding of the 6-inch clay tile pipe formerly located in the Courtyard Area where the soil removal IRM was conducted, and potentially along other buried utilities crossing the Site.

DNAPL has been detected within the glacial till in several test borings/monitoring wells in the central portion of the Site. It is presumed that the DNAPL entered the subsurface from a near surface location (e.g., potentially through a broken pipe in the Courtyard Area that was remediated as part of the soil removal IRM, and/or other localized discharges that may have occurred during the 1985 fire at the Site), and due to its density, the DNAPL migrated downward and collected on and within the less permeable glacial till. Since July 2006, DNAPL has been observed and removed from various monitoring wells installed at the Site including: monitoring well MW-204 (located in the Courtyard Area in the vicinity of the break in clay tile pipe), monitoring well MW-207 (located near the southeastern corner of the building), PW-3 (located within the Laundry/dry cleaning area of the building) and WP-2 (located inside the building near the southeastern corner). To date, more than 100 gallons of DNAPL has been removed from the above monitoring wells using a combination of bailers and a portable vacuum purge system. [Note: DNAPL has not been detected in monitoring well MW-204 since May 21, 2008, and it appears that the removal efforts conducted to date have removed DNAPL from this monitoring well to the extent possible. Also, DNAPL was observed on the samples of glacial till collected during the advancement of the test boring for monitoring well BR-02FR, but through May 5, 2010, DNAPL has not been detected within the water in this monitoring well.]

The presumed extent of DNAPL impact remaining at the Site is depicted on Figure 10. In addition, the top of till and the top of rock elevations measured in select test borings is also presented on this figure. These elevations indicate that the top of the till and the top of rock slope downward generally to the south and southeast, with evidence of convergence into a lower area located in proximity of monitoring well BR-02FR. The elevation of the top of till and top of rock appears to have influenced the DNAPL distribution, whereby the DNAPL appears to have moved downward and collected on the till initially in the area of MW-204 and/or PW-3, thereafter following the slope of the till/bedrock towards BR-02FR.

The DNAPL provides a constant source of dissolved phase PCE and other COC in the groundwater. It is possible that some preferential dissolved contaminant flow could occur along buried utilities, and this appears to be supported by the concentrations of COC measured in samples collected from monitoring well MW-201, which is positioned adjacent to a 4-inch diameter sanitary sewer located in Huxley Street.

## **8.0 IDENTIFICATION AND DEVELOPMENT OF ALTERNATIVES**

This section of the report presents the identification and development of remedial action objectives (RAO) and remedial alternatives (RA) for the Site.

### **8.1 Remedial Action Objectives**

Based on the findings of the RI, the RAO are described below:

#### Soil

Protection of public health:

- Prevent ingestion and direct contact of soil impacted with COC.
- Prevent inhalation and exposure via volatilization of COC in soil.

Environmental protection:

- Prevent migration of COC that would result in impacts to surface water or groundwater.
- Prevent impacts to biota via ingestion or direct contact with soil impacted with COC that would result in toxic conditions or impacts from bioaccumulation through the terrestrial food chain.

#### Groundwater

Protection of public health:

- Prevent ingestion of groundwater impacted with COC at levels exceeding drinking water standards.
- Prevent contact with, or inhalation of vapors emitted by, groundwater impacted with COC.

Environmental protection:

- To the extent practicable, restore the groundwater aquifer to pre-release conditions.
- Prevent the discharge of COC to surface water.
- Remove the source of COC impact to the groundwater.

### 8.1.1 Contaminants of Interest

Based on the studies performed to date, the COC identified are primarily comprised of chlorinated VOC associated with dry cleaning products that were formerly used at the Site. Specifically, these COC are primarily related to PCE and associated breakdown products including:

- tetrachloroethene (PCE)
- trichloroethene (TCE)
- 1,1-dichloroethene (1,1-DCE)
- cis-1, 2-dichloroethene (cis-1, 2-DCE)
- trans-1, 2-dichloroethene (trans-1, 2-DCE)
- vinyl chloride (VC)
- DNAPL (i.e., as identified in the central portion of the Site)

### 8.1.2 Development of Remediation Criteria

In order to evaluate the effectiveness of remedial alternatives for this Site, the following general and site-specific remediation goals were evaluated in general accordance with the provisions set forth in DER-10:

- Overall Protectiveness of the Public Health and Environment. This criterion is an evaluation of the remedy's ability to protect public health and the environment, and how the remedy would eliminate, reduce or control through removal, treatment, containment, engineering controls or institutional controls existing or potential human exposures or environmental impacts identified by the RI.
- Compliance with Standards, Criteria and Guidance (SCG). Compliance with SCG addresses whether or not a remedy will meet applicable environmental laws, regulations, standards and guidance. The SCG for the Site are listed along with discussion of whether or not the remedy will achieve compliance.
- Short-Term Impacts and Effectiveness. The potential short-term adverse impacts and risks of the remedy upon community, the workers and the environment during its construction and/or its implementation are evaluated. A discussion of the identified adverse impacts and health risks to the community or workers at the Site, and how such issues will be controlled, and the effectiveness of said controls, is presented. A discussion of engineering controls that will be used to mitigate short-term impacts (e.g., dust control measures) is provided where applicable. The length of time needed to achieve the remedial objectives is also estimated.
- Long-Term Effectiveness and Permanence. This criterion evaluates the long-term effectiveness of the remedy after implementation. If wastes or treated residuals remain on-site after the selected remedy has been implemented, the following items are evaluated:

- the magnitude of the remaining risks (i.e. significant threats, exposure pathways, or risks to the community and environment from the remaining wastes or treated residuals);
  - the adequacy of the engineering and institutional controls to limit the risk;
  - the reliability of these controls; and,
  - the ability of the remedy to continue to meet RAO in the future.
- Reduction of Toxicity, Mobility and Volume. The remedy's ability to reduce the toxicity, mobility or volume of the COC is evaluated. Preference is given to remedies that permanently and significantly reduce toxicity, mobility or volume of the wastes at the Site.
- Implementability. The technical and administrative feasibility of implementing the remedy is evaluated. Technical feasibility includes the differences associated with the construction and the ability to monitor the effectiveness of the remedy. For administrative feasibility, the availability of the necessary personnel and material is evaluated along with potential differences in obtaining specific operating approvals, access for construction, etc.
- Cost. Capital, operation, maintenance and monitoring costs are estimated for the remedy and presented on a present worth basis.
- Land Use. This criterion is intended to evaluate the remedy in relation to the current, intended and reasonably anticipated future use of the Site. Presently, it is anticipated that the future use of the Site would be the same as the past use - that being primarily a Laundry/dry cleaning facility.
- Community Acceptance. This criterion is intended to select a remedial alternative that is acceptable to the community. The public's comments, concerns and overall perception of the remedy are later evaluated in a format that responds to questions that are raised (i.e., responsiveness summary).

## 8.2 General Response Actions

During this study, soil in proximity of the ground surface that contains COC at concentrations exceeding SCG was detected in two localized areas. These locations include the Courtyard Area and an area immediately east of the current garage portion of the Anderson Cleaners building. In the Courtyard Area, impacted soil was encountered beginning at a depth of about 2<sup>+</sup> feet below the ground surface (i.e., immediately below a 6-inch diameter clay tile pipe found to be broken in the Courtyard Area). East of the current garage area (i.e., in proximity to test boring B-3) impacted soil was identified beginning approximately 4 ft. bgs). In these areas, the soil impacted with COC extended to the top of the groundwater, which was encountered at a depth of about 8 ft. bgs during the soil removal IRM. Although the extent was not confirmed via testing, soil impacted with COC at concentrations exceeding SCG is also likely present in areas beneath the

concrete slab of the Anderson Cleaners building (i.e., generally in locations east of the Courtyard Area). During the soil removal IRM, approximately 46 tons of this impacted soil was removed from the Courtyard Area and transported off-site for disposal in accordance with applicable regulations.

During this study, groundwater was measured in “shallow” monitoring wells that terminate above, or at the top of, the glacial till at levels of about 1 ft. to 5 ft. bgs. Monitoring wells that penetrated the entire thickness of the overburden into the fractured rock encountered groundwater levels in excess of 2 ft. above the ground surface (i.e., flowing artesian conditions). The groundwater levels measured in monitoring wells installed within competent bedrock that is present below the fractured rock zone (i.e., BR-02R and BR-03R) also exhibited flowing artesian conditions, but the hydraulic head is less than that observed in monitoring wells screened within the fractured bedrock.

DNAPL has been detected at the surface of the glacial till in several test borings/monitoring wells in the central portion of the Site. It is presumed that the DNAPL entered the subsurface from a near surface location (e.g., potentially through a broken pipe in the Courtyard Area that was remediated as part of the soil removal IRM, and/or other localized discharges that may have occurred during the 1985 fire at the Site). Due to its density, the DNAPL migrated downward and accumulated on the glacial till and continued to migrate laterally in the direction of the till layer slope (i.e., generally to the south and southeast, with evidence of convergence into a lower area located in proximity of monitoring well BR-02FR). The presumed areal extent of DNAPL at the Site is depicted on Figure 10.

During this study, DNAPL has been removed from various monitoring wells installed at the Site including: monitoring well MW-204 (located in the Courtyard Area in the vicinity of the break in clay tile pipe), monitoring well MW-207 (located near the southeastern corner of the building), PW-3 (located within the laundry/dry cleaning area of the building) and WP-2 (located inside the building near the southeastern corner). To date, more than 100 gallons of DNAPL has been removed from the above monitoring wells using a combination of bailers and a portable vacuum purge system. [Note: DNAPL has not been detected in monitoring well MW-204 since May 21, 2008, and it appears that the extraction efforts conducted to date have removed DNAPL from this monitoring well to the extent possible. Also, DNAPL was observed on the samples of glacial till during the advancement of the test boring associated with monitoring well BR-02FR, but through May 5, 2010, DNAPL has not been detected within the water column of this monitoring well.]

DNAPL provides a source of dissolved phase PCE and other COC in the groundwater resulting in a contaminant plume located hydraulically downgradient of this source area (i.e., typically extending to the east/southeast from the central portion of the Site in the direction of groundwater flow). It also is possible that some preferential dissolved contaminant flow could occur along buried utilities, and this appears to be supported by the concentrations of COC measured in samples collected from monitoring well MW-201, which is positioned adjacent to a 4-inch diameter sanitary sewer located in Huxley Street.

In addition to the IRM soil removal discussed above, general response actions to address the impacted soil and groundwater include monitoring to evaluate the nature and extent of impact; treatment (i.e., DNAPL removal, bioremediation, excavation, extraction, etc), containment, disposal, environmental engineering controls and institutional controls. The response actions are primarily evaluated for application in addressing impacted groundwater containing COC concentrations that exceed SCG.

### **8.3 Development of Remediation Alternatives**

The RA considered for this Site are intended to address the COC identified in the soil and groundwater at concentrations that exceed SCG.

Alternative #1: DNAPL recovery and Chemical Oxidation, Bioremediation, Collection and Treatment of Artesian Well Effluent, Maintenance of Existing Cap, Institutional Controls, Engineering Controls and Long-Term Monitoring Under this alternative, DNAPL would be removed using chemical resistant submersible pumps from locations in which extractable quantities of DNAPL have been observed. When the recoverable amount of DNAPL diminishes to non-extractable quantities, a chemical reagent capable of inducing a chemical reaction that would oxidize the residual saturated source zone COC would be added to the contaminated groundwater as a polishing measure. In locations hydraulically downgradient of the source zone, biological treatment (bioaugmentation and/or biostimulation) would be implemented by enhancing the populations of *Dehalococcoides* microbes currently present at the Site. In addition, the flowing artesian conditions exhibited within the fractured bedrock and upper competent bedrock will be utilized to provide a downgradient hydraulic barrier. The existing soil and asphalt cap at the Site would be maintained above the soil remaining at the Site that contains COC at concentrations exceeding SCG. Institutional controls and environmental engineering controls would be implemented to protect against exposure to contamination in the soil and groundwater. Long-term monitoring would be implemented to ensure that the treatment undertaken and natural attenuation is adequately controlling and remediating the residual COC impact within the groundwater.

Alternative #2: Restore to Pre-Existing Conditions to Allow Unrestricted Use of the Site: Excavation of Contaminated Soil with Off-Site Disposal, DNAPL recovery and Chemical Oxidation, Groundwater Extraction and Treatment and Long Term Monitoring Under this alternative, excavation and off-site disposal would be implemented to remediate soil contamination that exceeds SCG. An active pumping system would be implemented to recover DNAPL and chemical oxidation would be implemented as a polishing step when sufficient DNAPL recovery has been completed. Pump-and-Treat technology would be used as an in-situ groundwater containment and treatment measure. Long-term monitoring would be implemented to ensure that the excavation and in-situ remediation adequately remediated the contamination.

Alternative #3 - No Further Action: The no further action alternative is included as a baseline to evaluate other alternatives. Under this alternative, remedial activities beyond the IRM soil removal conducted in 2005 and the DNAPL removal that has been done to

date, additional monitoring of environmental impacts, as well as placement of institutional controls or engineering controls at the Site are not implemented. The Site would remain virtually as it is and change in use would not be limited.



## **9.0 DETAILED EVALUATION OF ALTERNATIVES**

The selected alternatives identified in Section 8.3 are evaluated in this section relative to the remediation criteria presented in Section 8.1.2. For Alternative #1, it is assumed that the Site will continue to be operated as a Laundry/dry cleaning facility in the future. The development and implementation of a remedial work plan and HASP for each alternative is also included in the detailed evaluation.

### **9.1 Alternative #1**

Alternative #1 consists of various technical and administrative actions that are intended to reduce exposure to COC and provide monitoring of groundwater to evaluate the effectiveness of the remedial program.

Under this alternative, remediation would proceed in a staged approach with the most aggressive and immediate measures implemented first. Initially, source zone removal actions will be implemented. This would include the removal of DNAPL in an approximate 10 ft. wide area extending approximately between existing monitoring wells PW-3 and BR-02FR (i.e., a distance of about 80 ft. from west to east). The presumed DNAPL source area to be treated is depicted on Figure 10. DNAPL has been identified on top of the glacial till layer in this area at a depth of about 12 ft. to 16 ft. bgs. DNAPL will be extracted via a compressed air operated fluid extraction system. Existing monitoring wells PW-3 and MW-207 and a new extraction well to be installed in proximity of existing monitoring well BR-02FR, will be utilized/converted to groundwater/DNAPL extraction wells by installing chemical resistant submersible pumps that discharge to a collection/treatment system. The groundwater treatment system will consist of a gravity separation train to remove DNAPL followed by activated carbon treatment of the supernatant liquid prior to discharge to the sanitary sewer system. In addition, a chemical oxidant (i.e., potassium permanganate, sodium permanganate, etc.) will be injected within the DNAPL source zone as a polishing step. The unsaturated soil within the source area will continue to be covered by asphalt/concrete or an approximate 2-foot thick clean soil cap that was constructed during the soil removal IRM. In addition, subsurface work within this area will be performed in accordance with the Site Management Plan (SMP) and HASP.

After the DNAPL treatment system is installed and operational, biological treatment will be initiated in an area downgradient of the source area to address dissolved COC that are present in the groundwater. It is assumed that the biological treatment area will extend approximately 40 ft. to the east from the eastern side of the Anderson Cleaners building and approximately 100 ft. to the south from a point approximately 30 ft. to the south of the northeastern corner of the Anderson Cleaners building (i.e., in proximity of at the location of existing well BR-01). This treatment will initially consist of the placement of hydrogen releasing materials (e.g., HRC manufactured by Regenisis and/or vegetable oil) to stimulate microbe growth (i.e., biostimulation events). Depending on interim testing results of microbe populations and COC concentrations, supplementary microbe populations may be added to select locations to augment the existing microbe population

(i.e., bioaugmentation event). Based on data collected to date, it appears three biostimulation events and one bioaugmentation event will be required. The initial biostimulation event will include the distribution of up to 1,850 pounds of HRC and/or vegetable oil into test borings advanced via direct-push drilling techniques (i.e., up to 30 locations) and existing monitoring wells BR-01, MW-03, MW-07, MW-206, BR-02R, and MW-208. During the second biostimulation event, it is anticipated that up to 1,125 pounds of HRC and/or vegetable oil will be distributed and that during the third biostimulation event up to 750 pounds of HRC and/or vegetable oil will be introduced into the subsurface. It is further assumed that during one of these events, two additional days will be allotted to distribute up to 48 liters of commercially produced *Dehalococcoides* microbes into the saturated zone.

In conjunction with the biological treatment, a series of twelve 4-inch diameter groundwater collection wells will be installed on the Site approximately 40 ft. to 50 ft. from the eastern/southeastern property line of the Site. Six wells would be installed to a depth of about 30 ft. bgs (i.e., in the fractured rock) and six wells would be installed to a depth of about 40 ft. bgs (i.e., nominal 3-inch open holes within the competent bedrock). These wells would be installed at an approximate 20 ft. spacing to create a continuous groundwater depression/collection zone approximately 120 ft. long extending generally from north to south. Wells installed within these zones will be under flowing artesian groundwater conditions, such that the groundwater rises to more than 2 ft. above the ground surface. As such, the wells would be connected to a piping network that would discharge the collected groundwater into a holding tank without the use of pumps. Prior to discharge the water in the holding tank would be treated using granular activated carbon. Depending on the amount of water collected and the sewer discharge requirements, the treated water would be discharged to the sanitary sewer system and/or injected into an upgradient location (e.g., BR-01).

It is anticipated that the institutional controls, which would be developed in conjunction with the DNAPL recovery system and source zone treatment would include the following elements:

- Development and implementation of a Site Management Plan (SMP) to address the characterization, handling and disposal/re-use of residual contaminated media (e.g., soil, fill, groundwater) that is disturbed during future Site activities. The SMP would also evaluate the potential for vapor intrusion into any future buildings to be constructed on the Site, including requirements to mitigate such potential vapor intrusions through use of environmental engineering controls. In addition, the SMP would identify use restrictions for the Site (e.g., property development and groundwater use restrictions, etc.).
- Annual certification by the property owner prepared by a professional engineer or environmental professional that is acceptable to the NYSDEC. The certification is intended to validate that the institutional controls and engineering controls implemented for the Site are unchanged from the previous certification and that no circumstances have occurred that impair the ability of the controls to protect

public health and the environment or constitute a violation or failure to comply with an operation and maintenance (O&M) plan or a SMP for the Site.

- Development and implementation of an environmental easement to require compliance with SMP; limit use of the Site to commercial and industrial applications; restrict use of groundwater as a source of potable water or process water, without necessary water quality treatment as determined by the NYSDOH; and require the property owner to complete and submit to the NYSDEC the annual certification described above.

A long-term monitoring program would be implemented as part of this alternative using the existing groundwater monitoring wells. This monitoring would continue for a period of up to ten years. It is assumed that the wells will be sampled on a bi-annual basis during the 1<sup>st</sup> and 2<sup>nd</sup> years, and on an annual basis for the 3<sup>rd</sup> through 10<sup>th</sup> years. During this monitoring, groundwater would be tested for parameters that evaluate the effectiveness of bioremediation and the concentration of COC. In addition, groundwater elevations would be determined and groundwater contour maps would be prepared for each monitoring event. It is anticipated that during each round of groundwater sampling, samples would be tested for VOC (ASP Method OLM04.2) and bioremediation parameters such as dissolved oxygen, oxidation-reduction potential, microbe content, ethane and pH. With approval from regulatory agencies, the duration and frequency of the groundwater monitoring may be adjusted based on the test results of samples collected during the first or second year of the monitoring program.

Spatial requirements for the implementation of this alternative are limited and conditions at the Site would not impede completion of this alternative. With the exception of groundwater injection and building permits that may be required for installing engineering controls, it is anticipated that there are no substantive technical permit requirements for this alternative.

Protection of Human Health: It is anticipated that Alternative #1 would be protective of human health and the environment under current conditions and planned future use of the Site. Risks associated with potential human health exposure pathways would be eliminated or adequately controlled. With the exception of restoring the groundwater aquifer to pre-disposal/pre-release conditions for environmental protection, RAO can readily be achieved. Institutional controls (e.g., SMP) including the maintenance of the existing asphalt/concrete and soil cap would protect on-site personnel against present and future exposures.

Compliance with SCG: Bioremediation and groundwater extraction would be used to remediate COC in groundwater and saturated soils located hydraulically downgradient of the source area to concentrations below chemical specific SCG. Soil in the unsaturated zone containing COC may remain untreated in localized areas under this alternative, although a reduction in COC concentrations with time is possible due to leaching of contaminants and attenuation factors such as dispersion, diffusion, etc. Action-specific and location-specific SCG are met for this Site.

Short-Term Impacts and Effectiveness: This alternative will likely result in a slight risk due to short-term impacts. It is anticipated that remediation workers will have an increased potential to be exposed to COC during the implementation of remedial activities and long-term groundwater monitoring; however, following the provisions presented in the SMP and a HASP (i.e., dust control, VOC control, etc.) would protect site remediation workers, on-site occupants/workers and the public from these short-term risks. It is anticipated that this alternative will not increase short-term risks to the surrounding community.

Long-Term Effectiveness: It is anticipated that this alternative will result in long-term effectiveness and permanence in relation to groundwater and saturated soil. It is also anticipated that the risk associated with unsaturated contamination that may be left in-place will be reduced by the existing asphalt/concrete and soil cap and institutional controls that are to be implemented. The magnitude of the unsaturated contamination soil left in place is relatively small and a maintained cap is a reliable control and would prevent viable exposure pathways. This remedial alternative is expected to meet RAO in the future.

Reduction in Toxicity, Mobility or Volume: DNAPL removal, chemical oxidation and bioremediation in the saturated zone will reduce the toxicity, mobility and volume of the contamination with time, and this remediation will be irreversible. Soil containing COC in the unsaturated zone in localized areas may remain untreated under this alternative, although a reduction in COC concentrations with time is possible due to leaching of contaminants and attenuation factors such as dispersion, diffusion, etc.

Implementability: This alternative is easily implemented in relation to the anticipated planned future use of the Site as a Laundry/dry cleaning facility.

Land Use: Based on the finding of studies performed to date, it is anticipated that this alternative would be acceptable in relation to the future use of the Site as a commercial business.

Cost: The costs for this alternative are summarized below.

Capital/Initial Cost .....	\$301,589.06
Institutional/Operational/Maintenance/Annual/Closeout Cost .....	\$88,250.00
Present Worth Costs with 25% contingency .....	\$370,815.73

A breakdown of the estimated costs for Alternative #1 based upon currently available information and various assumptions is presented as Table 10.

## **9.2 Alternative #2**

This alternative consists of various technical actions that are intended to perform extensive remediation of COC and provide adequate monitoring of groundwater to ensure the contamination is not migrating off-site. The intent of this alternative is to restore the

Site to pre-existing conditions, such that it is suitable for unrestricted use without the implementation of institutional or engineering controls.

This alternative includes the removal and treatment of DNAPL by the same methods outlined in Alternative #1.

This remedial option would also include the removal of an estimated 1,975 tons of soil impacted with COC at concentrations that exceed SCG. This would require the removal and replacement of concrete slabs from within the building, soil in proximity of the building and portions of the asphalt parking lot to allow excavation of soil impacted with COC. The removed soil would be transported and disposed of off-site at a NYSDEC-approved disposal facility. Water removed to dewater the excavation would be treated and discharged to the Jamestown, New York public sanitary sewer system or transported off-site for treatment and disposal. Confirmatory soil samples would be collected from the excavation. The excavation would be backfilled with NYSDEC-approved fill material (e.g., clean soil, crushed stone, etc.) and the surface restored to pre-existing conditions.

Once soil excavation and disposal is complete, a pump-and-treat system would be employed to capture the groundwater plume for treatment and disposal. The existing bedrock wells (i.e., BR-02FR, BR-02R, and BR-03R) would be used as pumping locations. In addition, up to thirty groundwater collection wells would be installed on the Site. The first series of six wells would consist of 4-inch diameter wells installed approximately 30 ft. into bedrock within the Courtyard Area. The second series of collection wells would consist of 4-inch diameter wells located approximately 20 ft. east of the eastern wall of the on-site building. The second series of wells would include six wells installed to a depth of about 30 ft. bgs (i.e., in the fractured rock) and six wells installed to a depth of about 40 ft. bgs (i.e., nominal 3-inch open holes within the competent bedrock). These wells would be installed at an approximate 20 ft. spacing to create a continuous groundwater depression/collection zone approximately 120 ft. long extending generally from north to south. The third a series of collection wells would consist of twelve 4-inch diameter wells installed approximately 40 ft. to 50 ft. from the eastern/southeastern property line of the Site. Six wells would be installed to a depth of about 30 ft. bgs (i.e., in the fractured rock) and six wells installed to a depth of about 40 ft. bgs (i.e., nominal 3-inch open holes within the competent bedrock). These wells would be installed at an approximate 20 ft. spacing to create a continuous groundwater depression/collection zone approximately 120 ft. long extending generally from north to south. Wells installed within artesian zones would be connected to a piping network that would discharge the collected groundwater into a holding tank without the use of pumps. Depending upon testing completed during the design phase, additional pumping wells may be required to capture the entire groundwater plume. It is anticipated that the collected water would be treated via activated carbon prior to discharge to the Jamestown, New York public sanitary sewer system.

The long-term groundwater monitoring program for this alternative is similar to that presented for Alternative #1 (i.e., except for bioremediation-type parameters).

Spatial requirements for the implementation of this alternative are significant and could impede its completion. Substantive technical permit requirements may be required through implementation of this alternative.

Compliance with SCG: This alternative should meet the chemical-specific SCG at the Site for the COC. Action-specific SCG and location-specific SCG for the Site are met as well.

Protection of Human Health and the Environment: It is anticipated that this alternative would ultimately be protective of human health and the environment. Risks associated with potential human health exposure pathways would be adequately controlled during remedial alternative implementation and ultimately these risks should be eliminated. This alternative adequately addresses RAO in relation to protection of human health and the environment for soil and groundwater.

Short-Term Impacts and Effectiveness: Compared to Alternative #1, this alternative will likely result in increased risk to short-term impacts. Subsurface materials impacted with elevated concentrations of COC would be excavated from interior and exterior locations at the Site and site workers and the community would have greater risk of exposure (i.e., nuisance odors, inhalation and contact with COC, etc.). However, implementation of the SMP and HASP should protect Site remediation workers, on-site occupants/workers and the nearby community from these short-term risks.

Long-Term Effectiveness: It is anticipated that this alternative will result in long-term effectiveness and permanence in relation to remediation of groundwater and soil with no residual waste remaining on the Site following remediation.

Reduction in Toxicity, Mobility, or Volume: The removal of contaminated soil and groundwater would result in significant reduction in toxicity mobility and volume. The effects of removing this contamination from the Site are irreversible.

Implementability: Implementation of this alternative is complicated by buried utilities on the Site and by factors associated with excavating in proximity to property boundaries and underneath the on-site building.

Land Use: Based on the finding of studies performed to date, it is anticipated that this alternative would be acceptable in relation to the future use of the Site as a commercial business.

Cost: The costs for this alternative are summarized below.

Capital/Initial .....	\$1,956,175.00
Operational/Maintenance/Annual/Closeout Cost .....	\$190,000.00
Present Worth Costs with 25% contingency.....	\$2,183,979.97

A breakdown of the estimated costs for Alternative #2 based upon currently available information and various assumptions is presented as Table 11.

### **9.3 Alternative #3**

Alternative #3 consists of the no action alternative. Under Alternative # 3, the Site remains virtually unaltered (i.e., with the exception of the IRM soil removal that was completed in 2005 and DNAPL collection activities completed to date), and future use and development of the Site would not be limited. This alternative contains no substantive technical permit requirements. In addition, remedial and monitoring activities as well as placement of institutional controls at the Site would not be implemented.

Protection of Human Health and the Environment: Alternative #3 may not be protective of human health and the environment. Risks associated with potential human health exposure pathways would not be eliminated, reduced (i.e., except with respect to the remedial efforts completed to date), or controlled. Overall RAOs for public health protection and environmental protection are not adequately addressed by this alternative.

Compliance with SCG Values: Alternative #3 does not provide adequate monitoring to evaluate compliance with chemical-specific SCG values. Location-specific SCG values are not met since the Site is located within a commercial use area and could adversely impact human health. Action specific SCG values are not applicable under the no action alternative.

Short-Term Impacts and Effectiveness: Since there is no additional remediation technology being implemented, there are no significant short-term risks to the community and/or environment that must be addressed by this alternative. However, if future activities compromise the existing cap (e.g., breaching the asphalt pavement in the parking area and the building floor), human exposure to contaminated subsurface soil and/or groundwater could occur.

Long-Term Effectiveness: There is no additional remediation technology being implemented, including engineering and institutional controls, therefore, the risks at the Site remain the same. The concentrations of COC in the soil and groundwater will essentially remain at the Site and future exposures are possible if the use of the Site changes or the Site is modified (i.e., construction at the Site). As such, this alternative is not effective in the long-term and not anticipated to meet RAO in the future.

Reduction in Toxicity, Mobility or Volume: It is likely that natural attenuation and other factors such as advection, dispersion, sorption, diffusion, etc. are occurring at the Site that would result in reduction of contaminant toxicity, mobility or volume over time. However, given the presence of residual DNAPL (i.e., COC source material) these factors would take a significant amount of time to reduce toxicity, mobility and/or volume of wastes at the Site.

Implementability: Alternative #3 is easy to implement with no modifications necessary at the Site.

Land Use: Based on the finding of studies performed to date, it is anticipated that Alternative #3 may not be acceptable in relation to the future use of the Site as a commercial business.

Cost: The costs for this alternative are summarized below.

Capital/Initial .....	\$0.00
Operational/Maintenance/Annual/Closeout Cost .....	\$0.00
Present Worth Costs with 25% contingency.....	\$0.00

A breakdown of the estimated costs for Alternative #3 is presented as Table 12.

#### **9.4 Recommended Alternative**

This presents the rationale for implementation of the recommended alternative. [Note: The costs provided for the implementation of the remedial alternatives presented are for comparative purposes. The actual costs will vary, based upon detailed design studies and pilot testing that may be required prior to implementation of this alternative.].

Based upon an evaluation of the remediation criteria established in Section 8.0, the intended future use of the Site as a Laundry/drycleaner and the fact that groundwater is not used as a potable source, Alternative #1 is the recommended alternative due to its ability to achieve RAO in a cost effective manner. This alternative will provide for the removal of COC, including DNAPL, from source areas thereby reducing on-going impacts to the hydraulically downgradient groundwater. The injection of electron donor (i.e., HRC, vegetable oil, etc.) should promote bioremediation and provide treatment of the groundwater and much of the impacted saturated overburden zone downgradient of the source zones. The effectiveness of the bioremediation will be evaluated by monitoring for various parameters including microbe populations and ORP to assess the need for additional biostimulation/bioaugmentation events. The artesian groundwater conditions at the Site will allow for a cost effective downgradient hydraulic barrier to be created, thereby inhibiting migration of COC. In addition, long-term groundwater monitoring will document the overall effectiveness of this remedial alternative. The maintenance of the existing asphalt/soil cap should serve to protect on-site occupants until COC concentrations are reduced to acceptable levels. The implementation of institutional controls will provide effective measures to assure on-site personnel are adequately protected during remedial alternative implementation. In addition, this alternative is flexible enough to allow the use of supplementary remedial approaches, if deemed necessary.



## 10.0 REFERENCES

Addition and Renovations, Anderson Cleaners, Inc., drawings A-1 Floor Plan and L-1 Grading Plan; Habiterria Associates; 1985.

Brownfield Cleanup Program Application – Anderson Cleaners Inc., 5 Hunt Road, Jamestown, New York, BCP #C907027; Day Environmental Inc.; 2004.

Citizens Participation Plan, Brownfield Cleanup Program, Anderson Cleanup Program, Anderson Cleaners, 5 Hunt Road, Jamestown, New York, BCP #C907027; Day Environmental Inc.; 2004.

Interim Remedial Measure Workplan, Anderson Cleaners Site, 5 Hunt Road, Jamestown, New York, BCP #C907027; Day Environmental Inc.; 2005.

Passive Soil-Gas Survey, 5 Hunt Road, Jamestown, New York, Beacon Environmental Services, Inc.

Phase I Environmental Site Assessment; 5 Hunt Road, Jamestown, New York, Day Environmental, Inc.; 1999.

Remedial Investigation Workplan-Anderson Cleaners Site, 5 Hunt Road, Jamestown New York; Day Environmental Inc.; 2004.

Site Evaluation Summary Report, Anderson Cleaners, 5 Hunt Road, Jamestown New York; Day Environmental, Inc.; 2004.

Data Check Inc., Data Usability Summary Report – Jamestown, New York, G. Switalski, September 2005.

Bedrock Groundwater Evaluation Work Plan, Anderson Cleaners Site, 5 Hunt Road, Jamestown, New York, BCP #C907027 dated September 2009 and revised October 7, 2009.

Summary Report Bedrock Groundwater Evaluation, Anderson Cleaners Site, 5 Hunt Road, Jamestown, New York, BCP #C907027, dated June 2010.

### Regulatory Documents

ASTM D 1586. “Standard Test Method for Penetration Test and Split-barrel Sampling of Soils” (D 1586-99), American Society for Testing and Materials, 2003.

NYSDEC Division of Water Technical and Operational Guidance Series 1.1.1 document titled "Ambient Water Quality Standards and Guidance Values and Groundwater Effluent Limitations" (TOGS 1.1.1) dated June 1998, including April 2000 Addendum Table 1.

NYSDEC 6 NYCRR Subpart 375 Remedial Program Soil Cleanup Objectives, December 14, 2006.

NYSDEC Proposed Division of Technical and Administrative Guidance Memorandum, Determination of Soil Cleanup Objectives and Cleanup Levels (TAGM 4046) dated 1995.

NYSDEC DER-10 Technical Guidance for Site Investigation and Remediation, May 3, 2010.

### Reference Materials

Chautauqua County Health Department, Division of Health, Personal Communication with Mr. Paul Snyder, 2005.

Chautauqua County, New York Soil Survey, US Dept. of Agriculture Soil Conservation Service, 1958.

Environmental Data Resources Inc., The EDR Radium Map, Anderson Cleaners, 5 Hunt Road, Jamestown, New York, 2004.

Groundwater, R Allan Freeze & John A. Cherry, 1979.

New York State Geological Survey, Geology of Chautauqua County, Part II Pleistocene Geology, Bulletin Number 392, E. H. Muller, 1963.

Golden Software, Inc., Surfer 8 User's Guide, 2002.

New York State Geological Highway Map, W.B Rogers et. al., 1990.

Starpoint Software Inc, Super Slug 3.1 User's Guide, 1998.

Handbook of Environmental Degradation Rates, P.H. Howard, et. al., 1991.

USGS Allegheny River Basin Regional Planning Board ARB-2, Allegheny River Basin and Part of the Lake Erie Basin, New York, Michael H. Frimptor, 1974.

USGS Bulletin 58, Ground-Water Resources of the Jamestown Area, New York, J. Leslie Crain, 1966.

USGS topographical map for Lakewood, New York and Jamestown New York, quadrangle, 1979.

### Internet References

Agency for Toxic Substances and Disease Registry internet site  
[www.atsdr.cdc.gov/ToxProfiles/phs8920.html](http://www.atsdr.cdc.gov/ToxProfiles/phs8920.html)).

Federal Remediation Technologies Roundtable ([www.frtr.gov](http://www.frtr.gov))

The State Coalition for Remediation of Drycleaners (<http://www.drycleancoalition.org>)

US Census Bureau information (<http://factfinder.census.gov>).

## 11.0 ACRONYMS

Anderson Cleaners	Anderson Cleaners, Inc.
ASP	Analytical Services Protocol
ASTM	American Society for Testing and Materials
ATSDR	Agency for Toxic Substance of Disease Registry
BCP	New York State Department of Brownfield Cleanup
Beacon	Beacon Environmental Services, Inc.
BR-01	Bedrock Well
CAS	Columbia Analytical Services
COC	Contaminants of Concern
DAY	Day Environmental, Inc.
cis-1,2-DCE	cis-1,2-dichloroethene
1,1-DCE	1,1-dichloroethene
1-2-DCE	1,2-dichloroethene
trans-1,2-DCE	trans-1,2-dichloroethene
DCI	Data Check, Inc
DNAPL	Dense Non-Aqueous Phase Liquid
DUSR	Data Usability Summary Report
ELAP	Environmental Laboratory Approval Program
FEMA	Federal Emergency Management Agency
HASP	Health and Safety Plan
ID	Inner Diameter
IRM	Interim Remedial Measure
KG	Kilogram
L	Liter
MARCOR	Marcor Remediation, Inc.
Mitkem	Mitkem Corporation
MS/MSD	Matrix Spike/Matrix Spike Duplicate
Michigan Disposal	Michigan Disposal Waste Treatment Plant in Belleville, Michigan
MW	Monitoring Well
NAPL	Non-Aqueous Phase Liquid
NYS	New York State
NYSDEC	New York State Department of Environmental Conservation
NYSDOH	New York State Department of Health
NYSDOT	New York State Department of Transportation
OD	Outside Diameter
Paradigm	Paradigm Environmental Services, Inc.
PCB	Polychlorinated Biphenyls
PCE / perchloroethene	Tetrachloroethene
Phase I ESA	Phase I Environmental Site Assessment
PID	Photoionization Detector
POTW	Publicly Owned Treatment Works
the pipe	6-inch diameter clay tile pipe in Courtyard
ppb	Parts Per Billion
ppm	Parts Per Million
PQL	Practical Quantification Limit
Price	Price Trucking
PVC	Polyvinyl Chloride
QA/QC	Quality Assurance/Quality Control
RA	Remedial Alternatives
RAO	Remedial Action Objective
REC	Recognized Environmental Condition
RI	Remedial Investigation
Rodgers	Michael J. Rodgers Land Surveyor, PC
ROTO-Rooter	ROTO-Rooter Plumbing Service
RSCO	Recommended Soil Cleanup Objective
Site	5 Hunt Road, Jamestown New York
SCG	Standard, Criteria and Guidance
SJB	SJB Services, Inc.
SLC	SLC Environmental Services, Inc.
SMP	Site Management Plan
SVOC	Semi-Volatile Organic Compound or Semi-Volatile Organic Compounds
TAGM	Technical and Administrative Guidance Memorandum
TAL	Target Analyte List
1,1,1-TCA	1,1,1-trichloroethane
TCE	Trichloroethene
TCL	Target Compound List

## 11.0 ACRONYMS (Continued)

TIC	Tentatively Identified Compound
TPH	Total Petroleum Hydrocarbon
TOGS	Technical and Operational Guidance Series
USEPA	United States Environmental Protection Agency
USGS	United States Geological Survey
UST	Underground Storage Tank
VC	Vinyl Chloride
VOC	Volatile Organic Compound or Volatile Organic Compounds
WTS	Waste Technology Services, Inc.
µg	Micrograms

TABLE 1

**ANDERSON CLEANERS  
5 HUNT ROAD  
JAMESTOWN, NEW YORK  
BCP # C907027**

**TEST PIT/TRENCH SAMPLES COLLECTED ON 10/6/2004 – COURTYARD EVALUATION  
SUMMARY OF DETECTED VOLATILE ORGANIC COMPOUNDS  
SAMPLE RESULTS IN MICROGRAMS PER KILOGRAM ( $\mu\text{G/KG}$ )  
OR PARTS PER BILLION (PPB)**

PARAMETER	SAMPLE LOCATION AND DEPTH			NYCRR Part 375 Unrestricted Use SCO (PPB) <sup>(1)</sup>	NYCRR Part 375 Restricted Commercial Use SCO (PPB) <sup>(1)</sup>
	Trench-1 (2.0')	Trench-2 (2.0')	Trench-3 (2.5')		
Tetrachloroethene	<b>860,000*</b>	<b>3,500</b>	<b>7,500</b>	1,300	150,000
Trichloroethene	<b>25,000</b>	<b>2,300</b>	460	470	200,000
cis-1,2-Dichloroethene	<b>11,000</b>	<b>16,000</b>	160	250	500,000
Vinyl Chloride	U (61, 000)	<b>990</b>	U (1,500)	20	13,000

(1) = Soil Cleanup Objective are as referenced in 6 NYCRR Part 375-6, Remedial Program Cleanup Objectives, dated December 14, 2006.

U = Not Detected at the concentration shown in parenthesis

**21,400** = Bold denotes a reported concentration that exceeds the Unrestricted Use SCO.

**860,000\*** = Bold and asterisk (\*) denotes a reported concentration that exceeds both the Unrestricted Use SCO and the Restricted Commercial Use SCO.

TABLE 2

ANDERSON CLEANERS  
5 HUNT ROAD  
JAMESTOWN, NEW YORK  
BCP #C907027

SUMMARY OF DETECTED VOLATILE ORGANIC COMPOUNDS (VOCs):  
SOIL SAMPLES COLLECTED FROM TEST BORINGS TB-100 THROUGH TB-114 ON 2/7/2005 (COURTYARD EVALUATION)  
SAMPLE RESULTS IN MICROGRAMS PER KILOGRAM (µG/KG)  
OR PARTS PER BILLION (PPB)

PARAMETER	SAMPLE LOCATION AND DEPTH												Unrestricted Use SCO (PPB) <sup>(1)</sup>	Restricted Commercial Use SCO (PPB) <sup>(1)</sup>
	TB-100*	TB-101*	TB-102*	TB-103*	TB-105*	TB-106*	TB-110*	TB-111*	TB-108 (4'-6')	TB-112 (4'-6')	TB-113 (6'-8')	TB-114 (6'-8')		
Tetrachloroethene	21,400	6,550	309,000**	143,000	5,900	2,610,000**	14,500	3,510,000**	20,800	1,020	40,400	5,870	1,300	150,000
Tichloroethene	U (2,460)	U (1,980)	U (21,500)	U (19,300)	U (1,310)	U (84,600)	U (1,940)	U (112,000)	U (2,510)	U (95.7)	4,600	U (1,860)	470	200,000
cis-1,2-Dichloroehtene	U (2,460)	U (1,980)	U (21,500)	U (19,300)	U (1,310)	U (84,600)	U (1,940)	U (112,000)	U (2,510)	U (95.7)	U (2,200)	U (1,860)	250	500,000
Vinyl Chloride	U (2,460)	U (1,980)	U (21,500)	U (19,300)	U (1,310)	U (84,600)	U (1,940)	U (112,000)	U (2,510)	2,470	U (2,200)	U (1,860)	20	13,000

\* = Composite sample from 0-8' within test boring.

(1) Soil Cleanup Objectives (SCOs) are as referenced in 6 NYCRR Part 375-6, Remedial Program Cleanup Objectives, dated December 14, 2006.

U Not Detected at the concentration shown in parenthesis.

21,400 = Bold denotes a reported concentration that exceeds the Unrestricted Use SCO.

309,000\*\* =Bold and \*\* denotes a reported concentration that exceeds both the Unrestricted Use SCO and the Restricted Commercial Use SCO.

**Table 3**

**Anderson Cleaners  
5 Hunt Road, Jamestown, New York  
BCP # C907027**

**Test Borings/Monitoring Well Installations**

<b>Test Boring No.</b>	<b>Monitoring Well</b>	<b>Date Completed</b>	<b>Depth (ft.)</b>	<b>Remarks</b>
TB-1	No	08/04/03	6.0	Advanced w/ Handheld Geoprobe
TB-2	No	08/04/03	6.0	Advanced w/ Handheld Geoprobe
TB-3	No	0804/03	7.0	Advanced w/ Handheld Geoprobe
TB-4	No	08/04/03	7.0	Advanced w/ Handheld Geoprobe
TB-5	No	08/04/03	2.0	Advanced w/ Handheld Geoprobe
TB-6	No	08/04/03	4.0	Advanced w/ Handheld Geoprobe
TB-7	No	08/04/03	4.0	Advanced w/ Handheld Geoprobe
TB-8	No	08/04/03	2.0	Advanced w/ Handheld Geoprobe
TB-9	No	08/04/03	2.0	Advanced w/ Handheld Geoprobe
TB-10	MW-1	09/03/03	14.5	SLC Track-Mounted Geoprobe 54LT
TB-11	MW-2	09/03/03	12.0	SLC Track-Mounted Geoprobe 54LT
TB-12	No	09/03/03	11.8	SLC Track-Mounted Geoprobe 54LT
TB-13	No	09/03/03	7.7	SLC Track-Mounted Geoprobe 54LT
TB-14	MW-5	09/03/03	11.4	SLC Track-Mounted Geoprobe 54LT
TB-15	No	09/03/03	11.6	SLC Track-Mounted Geoprobe 54LT
TB-16	MW-3	09/03/03	11.1	SLC Track-Mounted Geoprobe 54LT
TB-17	No	09/03/03	10.3	SLC Track-Mounted Geoprobe 54LT
TB-18	MW-4	09/03/03	11.3	SLC Track-Mounted Geoprobe 54LT
TB-19	No	09/03/03	10.9	SLC Track-Mounted Geoprobe 54LT
TB-20	No	09/03/03	1.4	SLC Track-Mounted Geoprobe 54LT
TB-21	No	09/03/03	7.7	SLC Track-Mounted Geoprobe 54LT
TB-22	No	11/13/03	11.9	SLC Track-Mounted Geoprobe 54LT
TB-23	MW-6	11/13/03	11.4	SLC Track-Mounted Geoprobe 54LT
TB-24	No	11/13/03	11.9	SLC Track-Mounted Geoprobe 54LT
TB-25	No	11/13/03	2.8	SLC Track-Mounted Geoprobe 54LT
TB-26	MW-7	11/13/03	10.5	SLC Track-Mounted Geoprobe 54LT
TB-27	MW-8	11/13/03	11.5	SLC Track-Mounted Geoprobe 54LT
PW-2	PW-2	10/13/04	15.3	SLC Track-Mounted Geoprobe 54LT
PW-3	PW-3	10/13/04	15.4	SLC Track-Mounted Geoprobe 54LT

**Table 3**

**Anderson Cleaners  
5 Hunt Road, Jamestown, New York  
BCP # C907027**

**Test Borings/Monitoring Well Installations**

<b>Test Boring No.</b>	<b>Monitoring Well</b>	<b>Date Completed</b>	<b>Depth (ft.)</b>	<b>Remarks</b>
TB-100	No	02/07/05	8.0	SLC Track-Mounted Geoprobe 54LT
TB-101	No	02/07/05	8.0	SLC Track-Mounted Geoprobe 54LT
TB-102	No	02/07/05	8.0	SLC Track-Mounted Geoprobe 54LT
TB-103	No	02/07/05	8.0	SLC Track-Mounted Geoprobe 54LT
TB-104	No	02/07/05	8.0	SLC Track-Mounted Geoprobe 54LT
TB-105	No	02/07/05	8.0	SLC Track-Mounted Geoprobe 54LT
TB-106	No	02/07/05	8.0	SLC Track-Mounted Geoprobe 54LT
TB-107	No	02/07/05	8.0	SLC Track-Mounted Geoprobe 54LT
TB-108	No	02/07/05	8.0	SLC Track-Mounted Geoprobe 54LT
TB-109	No	02/07/05	8.0	SLC Track-Mounted Geoprobe 54LT
TB-110	No	02/07/05	8.0	SLC Track-Mounted Geoprobe 54LT
TB-111	No	02/07/05	8.0	SLC Track-Mounted Geoprobe 54LT
TB-112	No	02/07/05	8.0	SLC Track-Mounted Geoprobe 54LT
TB-113	No	02/07/05	8.0	SLC Track-Mounted Geoprobe 54LT
TB-114	No	02/07/05	8.0	SLC Track-Mounted Geoprobe 54LT
TB-115	No	02/07/05	11.8	SLC Track-Mounted Geoprobe 54LT
TB-116	No	02/07/05	14.2	SLC Track-Mounted Geoprobe 54LT
TB-117	No	02/07/05	8.0	SLC Track-Mounted Geoprobe 54LT
B-1	MW-01	05/02/05	19.0	SJB Services, Inc., Rotary Rig; 2-inch diameter monitoring wells
B-2	MW-02	05/06/05	21.5	SJB Services, Inc., Rotary Rig; 2-inch diameter monitoring wells
B-3	MW-03	05/05/05	21.1	SJB Services, Inc., Rotary Rig; 2-inch diameter monitoring wells
B-4	MW-04	05/04/05	20.2	SJB Services, Inc., Rotary Rig; 2-inch diameter monitoring wells
B-5	MW-05	05/03/05	17.0	SJB Services, Inc., Rotary Rig; 2-inch diameter monitoring wells
B-6	MW-06	05/03/05	23.0	SJB Services, Inc., Rotary Rig; 2-inch diameter monitoring wells
B-7	No	05/03/03	16.4	Marcor Remediation, Inc. – Truck Mounted Geoprobe
B-8	No	05/23/05	15.5	Marcor Remediation, Inc. – Truck Mounted Geoprobe
B-9	No	05/23/05	12.0	Marcor Remediation, Inc. – Truck Mounted Geoprobe
B-10	MW-7	05/23/05	12.0	Marcor Remediation, Inc. – Truck Mounted Geoprobe
B-11	MW-8	05/23/05	12.0	Marcor Remediation, Inc. – Truck Mounted Geoprobe



**Table 3**

**Anderson Cleaners**  
**5 Hunt Road, Jamestown, New York**  
**BCP # C907027**

**Test Borings/Monitoring Well Installations**

Test Boring No.	Monitoring Well	Date Completed	Depth (ft.)	Remarks
TB-200	MW-200	04/06/06	16.5	Marcor Remediation, Inc. – Truck Mounted Geoprobe
TB-201	No	04/06/06	6.0	Marcor Remediation, Inc. – Truck Mounted Geoprobe
TB-202	MW-201	04/06/06	14.0	Marcor Remediation, Inc. – Truck Mounted Geoprobe
TB-203	No	04/06/06	12.0	Marcor Remediation, Inc. – Truck Mounted Geoprobe
TB-204	MW-202	04/06/06	15.0	Marcor Remediation, Inc. – Truck Mounted Geoprobe
TB-205	No	04/06/06	11.0	Marcor Remediation, Inc. – Truck Mounted Geoprobe
TB-206	MW-203	06/28/06	14.0	DAY Hand-Operated hexprobe; 1" well
MW-204	MW-204	07/05/06	16.3	SJB Services, Inc. Rotary Rig; 4" well
TB-207	MW-205	12/27/06	18.8	SJB Services, Inc. Rotary Rig; 4-inch diameter st. steel screen
TB-208	MW-206	12/27/06	16.0	SJB Services, Inc. Rotary Rig; 4-inch diameter PVC well
TB-209	MW-207	12/28/06	14.0	SJB Services, Inc. Rotary Rig; 4-inch diameter st. steel screen
TB-210	MW-208	12/28/06	14.0	SJB Services, Inc. Rotary Rig; 4-inch diameter PVC well
TB-211	MW-209	12/28/06	14.5	SJB Services, Inc. Rotary Rig; 4-inch diameter PVC well
BR-02FR	BR02FR	11/16/09- 11/18/09	30.5	SJB Services, Inc. CME550x: NQ rock core 2-inch diameter stainless steel screen
BR02R	BR-02R	11/12/09- 11/16/09	41.0	SJB Services, Inc. CME550x: NQ rock core 3.75" open hole with 4"ID low carbon steel casing
BR-03R	BR-03R	11/13/09- 11/18/09	38.4	SJB Services, Inc. CME550x: NQ rock core 3.75" open hole with 4"ID low carbon steel casing

**TABLE 4**  
**ANDERSON CLEANERS**  
**5 HUNT ROAD**  
**JAMESTOWN, NEW YORK**  
**BCP #C907027**

**ANALYTICAL LABORATORY TESTING PROGRAM**

LABORATORY UTILIZED	SAMPLE	DATE	DEPTH	MEDIA TYPE	LABORATORY ANALYSES WITH METHOD USED
Paradigm	TB-1 (2.0-4.0')	08/04/03	2.0-4.0'	Soil	VOC (Tetrachloroethene (PCE) only) 8021
Paradigm	TB-2 (2.0-4.0')	08/04/03	2.0-4.0'	Soil	VOC (Tetrachloroethene (PCE) only) 8021
Paradigm	TB-2 (4.0-6.0')	08/04/03	4.0-6.0'	Soil	VOC (Tetrachloroethene (PCE) only) 8021
Paradigm	TB-3 (2.0-4.0')	08/04/03	2.0-4.0'	Soil	VOC (Tetrachloroethene (PCE) only) 8021; TPH 310.13
Paradigm	TB-4 (4.0-7.0')	08/04/03	4.0-7.0'	Soil	VOC (Tetrachloroethene (PCE) only) 8021
Paradigm	TB-6 (2.0-4.0')	08/04/03	2.0-4.0'	Soil	VOC (Tetrachloroethene (PCE) only) 8021; TPH 310.13
Paradigm	TB-7 (0.0-2.0')	08/04/03	0.0-2.0'	Soil	PCB 8082
Paradigm	TB-9 (0.0-2.0')	08/04/03	0.0-2.0'	Soil	PCB 8082
Paradigm	TB-10 (8.0-10.0')	09/03/03	8.0-10.0'	Soil	Halogens & Aromatics VOCs 8021
Paradigm	TB-13 (6.0-7.7')	09/03/03	6.0-7.7'	Soil	VOC (Tetrachloroethene (PCE) only) 8021; TPH 310.13
Paradigm	TB-15 (8.0-10.0')	09/03/03	8.0-10.0'	Soil	Halogens & Aromatics VOCs 8021
Paradigm	TB-17 (8.0-10.0')	09/03/03	8.0-10.0'	Soil	VOC (Tetrachloroethene (PCE) only) 8021; TPH 310.13
Paradigm	TB-19 (8.0-10.0')	09/03/03	8.0-10.0'	Soil	VOC (Tetrachloroethene (PCE) only) 8021
Paradigm	TB-21 (6.0-7.7')	09/03/03	6.0-7.7'	Soil	Halogens & Aromatics VOCs 8021
Paradigm	Sediment Sample	08/04/03	NA	Soil	VOC (Tetrachloroethene (PCE) only) 8021
Paradigm	MW-1	09/17/03	NA	Groundwater	Halogens & Aromatics VOCs 8021
Paradigm	MW-2	09/17/03	NA	Groundwater	Halogens & Aromatics VOCs 8021; TPH 310.13
Paradigm	MW-3	09/17/03	NA	Groundwater	Halogens & Aromatics VOCs 8021
Paradigm	MW-5	09/17/03	NA	Groundwater	Halogens & Aromatics VOCs 8021; TPH 310.13
Paradigm	MW-4	11/23/03	NA	Groundwater	Halogens VOCs 8021
Paradigm	MW-6	11/23/03	NA	Groundwater	Halogens VOCs 8021
Paradigm	MW-7	11/23/03	NA	Groundwater	Halogens VOCs 8021
Paradigm	MW-8	11/23/03	NA	Groundwater	Halogens VOCs 8021
Columbia	Trench-1	10/06/04	2.0'	Soil	Full TCL/ TAL* OLM04.2 & ILM04.1
Columbia	Trench-2	10/06/04	2.0'	Soil	TCL VOC OLM04.2
Columbia	Trench-3	10/06/04	2.5'	Soil	TCL VOC OLM04.2
Columbia	Rinsate-1	10/06/04	NA	Equipment Rinsate	Full TCL/ TAL* + CN OLM 04.2 & ILM 04.1
Paradigm	MW-7	10/21/04	NA	Groundwater	TCL VOCs 8260
Paradigm	PW-2	10/21/04	NA	Groundwater	TCL VOCs 8260
Paradigm	PW-3	10/21/04	NA	Groundwater	TCL VOCs 8260
Paradigm	TB-100 (0.0-8.0')	02/07/05	0.0-8.0' Comp	Soil	Halocarbons VOCs 8260
Paradigm	TB-101 (0.0-8.0')	02/07/05	0.0-8.0' Comp	Soil	Halocarbons VOCs 8260
Paradigm	TB-102 (0.0-8.0')	02/07/05	0.0-8.0' Comp	Soil	Halocarbons VOCs 8260
Paradigm	TB-103 (0.0-8.0')	02/07/05	0.0-8.0' Comp	Soil	Halocarbons VOCs 8260
Paradigm	TB-104 (0.0-8.0')	02/07/05	0.0-8.0' Comp	Soil	Halocarbons VOCs 8260
Paradigm	TB-105 (0.0-8.0')	02/07/05	0.0-8.0' Comp	Soil	Halocarbons VOCs 8260
Paradigm	TB-106 (0.0-8.0')	02/07/05	0.0-8.0' Comp	Soil	Halocarbons VOCs 8260
Paradigm	TB-107 (0.0-8.0')	02/07/05	0.0-8.0' Comp	Soil	Halocarbons VOCs 8260
Paradigm	TB-108 (0.0-8.0')	02/07/05	0.0-8.0' Comp	Soil	Halocarbons VOCs 8260
Paradigm	TB-109 (0.0-8.0')	02/07/05	0.0-8.0' Comp	Soil	Halocarbons VOCs 8260
Paradigm	TB-110 (0.0-8.0')	02/07/05	0.0-8.0' Comp	Soil	Halocarbons VOCs 8260
Paradigm	TB-111 (0.0-8.0')	02/07/05	0.0-8.0' Comp	Soil	Halocarbons VOCs 8260
Paradigm	TB-108 (4.0-6.0')	02/07/05	4.0-6.0'	Soil	Halocarbons VOCs 8260
Paradigm	TB-112 (4.0-6.0')	02/07/05	4.0-6.0'	Soil	Halocarbons VOCs 8260
Paradigm	TB-113 (6.0-8.0')	02/07/05	6.0-8.0'	Soil	Halocarbons VOCs 8260
Paradigm	TB-114 (6.0-8.0')	02/07/05	6.0-8.0'	Soil	Halocarbons VOCs 8260
Mitkem	BR-01 (31.1-32.6')	04/07/05	31.1'-32.6'	Bed Rock Water	TCL VOCs * OLM04.2
Mitkem	BR-01 (41.7-43.2')	04/07/05	41.7'-43.2'	Bed Rock Water	TCL VOCs OLM04.2
Mitkem	BR-01 (54.7-56.2')	04/07/05	54.7'-56.2'	Bed Rock Water	TCL VOCs OLM04.2
Mitkem	BR-01 (67.7-69.2')	04/07/05	67.7'-69.2'	Bed Rock Water	TCL VOCs OLM04.2
Mitkem	BR-01 (80.7-82.2')	04/07/05	80.7'-82.2'	Bed Rock Water	TCL VOCs OLM04.2
Mitkem	BR-01 (93.7-95.2')	04/07/05	93.7'-95.2'	Bed Rock Water	TCL VOCs OLM04.2
Mitkem	Trip-01	04/07/05	NA	Trip Blank	TCL VOCs OLM04.2
Mitkem	B-1 (9.0')	05/02/05	9.0'	Subsurface soil	Full TCL/TAL + CN OLM04.2 & ILM04.1
Mitkem	B-6 (5.0')	05/03/05	5.0'	Subsurface soil	TCL VOC OLM04.2

**TABLE 4**  
**ANDERSON CLEANERS**  
**5 HUNT ROAD**  
**JAMESTOWN, NEW YORK**  
**BCP #C907027**

**ANALYTICAL LABORATORY TESTING PROGRAM**

LABORATORY UTILIZED	SAMPLE	DATE	DEPTH	MEDIA TYPE	LABORATORY ANALYSES WITH METHOD USED
Mitkem	B-4 (4.0')	05/04/05	4.0'	Subsurface soil	TCL VOC OLM04.2
Mitkem	B-7 (14.0')	05/04/05	14.0"	Subsurface soil	TCL VOC OLM0.42
Mitkem	B-3 (9.0')	05/05/05	9.0'	Subsurface soil	Full TCL/TAL+ CN* OLM04.2 & ILM04.1
Mitkem	B-3 (3.0")	05/05/05	3.0'	Subsurface soil	TCL VOC OLM04.2
Mitkem	Rinsate-2	05/05/05	NA	Equipment Rinsate	Full TCL/TAL + CN OLM04.2 & ILM04.1
Mitkem	B-8 (4.0')	05/23/05	4.0'	Subsurface Soil	TCL VOC OLM 0.42; TPH 310.13
Mitkem	B-11 (3.0')	05/23/05	3.0'	Subsurface Soil	TCL VOC OLM04.2
Mitkem	MW-01	05/25/05	NA	Groundwater	Full TCL/TAL+ CN* OLM04.2 & ILM04.1
Mitkem	MW-03	05/25/05	NA	Groundwater	TCL VOC OLM04.2
Mitkem	MW-04	05/25/05	NA	Groundwater	TCL VOC OLM04.2
Mitkem	MW-05	05/25/05	NA	Groundwater	TCL VOC OLM04.2
Mitkem	MW-06	05/25/05	NA	Groundwater	Full TCL/TAL +CN OLM04.2 & ILM04.1
Mitkem	MW-07	05/25/05	NA	Groundwater	Full TCL/TAL +CN OLM04.2 & ILM04.1; TPH 310.13
Mitkem	PW-3	05/25/05	NA	Groundwater	TCL VOC OLM04.2; TPH 310.13
Mitkem	MW-7	05/25/05	NA	Groundwater	TCL VOC OLM04.2; TPH 310.13
Mitkem	Rinsate-3	05/25/05	NA	Equipment Rinsate	Full TCL/TAL+ CN OLM04.2 & ILM04.1
Mitkem	Trip-02	05/25/05	NA	Trip Blank	TCL VOC OLM 04.2
Paradigm	PW-3	08/18/05	NA	Groundwater	TPH 310.13
Paradigm	MW-07	08/18/05	NA	Groundwater	TPH 310.13
Paradigm	MW-02	01/12/06	NA	Groundwater	VOC8260B
Paradigm	MW-03	01/12/06	NA	Groundwater	VOC8260B
Paradigm	MW-04	01/12/06	NA	Groundwater	VOC8260B
Paradigm	MW-05	01/12/06	NA	Groundwater	VOC8260B
Paradigm	MW-06	01/12/06	NA	Groundwater	VOC8260B
Paradigm	MW-07	01/12/06	NA	Groundwater	VOC8260B
Paradigm	PW-2	01/12/06	NA	Groundwater	VOC8260B
Paradigm	PW-3	01/12/06	NA	Groundwater	VOC8260B
Paradigm	TB-202	04/06/06	10'	Soil	VOC8260B
Paradigm	TB-205	04/06/06	8'	Soil	VOC8260B
Paradigm	MW-200	04/20/06	NA	Groundwater	VOC8260B
Paradigm	MW-201	04/20/06	NA	Groundwater	VOC8260B
Paradigm	MW-202	04/20/06	NA	Groundwater	VOC8260B
Paradigm	MW-203	07/12/06	NA	Groundwater	VOC8260 (8010 list)
Paradigm	PW-2	08/08/06	NA	Groundwater	VOC8260 (601 list)
Paradigm	PW-3	08/08/06	NA	Groundwater	VOC8260 (601 list)
Paradigm	MW-7.1	08/09/06	NA	Groundwater	VOC8260 (601 list)
Paradigm	MW-03	09/12/06	NA	Groundwater	VOC8260B
Paradigm	MW-07	09/12/06	NA	Groundwater	VOC8260B
Paradigm	PW-3	09/12/06	NA	Groundwater	VOC8260B
Paradigm	MW-7.1	09/12/06	NA	Groundwater	VOC8260B
Paradigm	BR-01-1	9/15/06	31.1'-32.6'	Groundwater	VOC8260B (8010 list)
Paradigm	BR-01-1	9/15/06	41.7'-43.2'	Groundwater	VOC8260B (8010 list)
Paradigm	BR-01-1	9/15/06	54.7'-56.2'	Groundwater	VOC8260B (8010 list)
Paradigm	BR-01-1	9/15/06	67.7'-69.2'	Groundwater	VOC8260B (8010 list)
Paradigm	BR-01-1	9/15/06	80.7'-82.2'	Groundwater	VOC8260B (8010 list)
Paradigm	BR-01-1	9/15/06	93.7'-95.2'	Groundwater	VOC8260B (8010 list)
Paradigm	TB209	12/28/06	14'	Soil	VOC8260B
Paradigm	TB211	12/28/06	5'	Soil	VOC8260B
Paradigm	MW-04	01/04/07	NA	Groundwater	VOC8260B (Halocarbons)
Paradigm	MW-06	01/04/07	NA	Groundwater	VOC8260B (Halocarbons)
Paradigm	MW-201	01/04/07	NA	Groundwater	VOC8260B (Halocarbons)
Paradigm	MW-07	01/04/07	NA	Groundwater	VOC8260B (Halocarbons)
Paradigm	MW-04	02/13/07	NA	Groundwater	VOC8260B
Paradigm	MW-06	02/13/07	NA	Groundwater	VOC8260B

**TABLE 4**  
**ANDERSON CLEANERS**  
**5 HUNT ROAD**  
**JAMESTOWN, NEW YORK**  
**BCP #C907027**

**ANALYTICAL LABORATORY TESTING PROGRAM**

LABORATORY UTILIZED	SAMPLE	DATE	DEPTH	MEDIA TYPE	LABORATORY ANALYSES WITH METHOD USED
Paradigm	MW-07	02/13/07	NA	Groundwater	VOC8260B
Paradigm	MW-201	02/13/07	NA	Groundwater	VOC8260B
Paradigm	MW-06	03/15/07	NA	Groundwater	VOC8260B
Paradigm	MW-07	03/15/07	NA	Groundwater	VOC8260B
Paradigm	MW-04	03/15/07	NA	Groundwater	VOC8260B
Paradigm	MW-201	03/15/07	NA	Groundwater	VOC8260B
Paradigm	MW-201	08/31/07	NA	Groundwater	VOC8260B
Paradigm	MW-201	11/08/07	NA	Groundwater	VOC8260B
Paradigm	MW-04	11/08/07	NA	Groundwater	VOC8260B
Paradigm	MW-201	04/02/08	NA	Groundwater	VOC8260B
Paradigm	BR-01-1	07/24/08	31.1 – 32.6	Groundwater	VOC8260B
Paradigm	BR-01-2	07/24/08	41.7 – 43.2	Groundwater	VOC8260B
Paradigm	BR-01-3	07/24/08	54.7 – 56.2	Groundwater	VOC8260B
Paradigm	BR-01-4	07/24/08	80.7 – 82.2	Groundwater	VOC8260B
Paradigm	BR-01-5	07/24/08	93.7 – 95.2	Groundwater	VOC8260B
Paradigm	MW-06	07/24/08	NA	Groundwater	VOC8260B
Paradigm	MW-04	07/24/08	NA	Groundwater	VOC8260B
Paradigm	MW-200	07/24/08	NA	Groundwater	VOC8260B
Paradigm	MW-201	07/24/08	NA	Groundwater	VOC8260B
Paradigm	MW-07	07/24/08	NA	Groundwater	VOC8260B
Paradigm	MW-7.1	07/24/08	NA	Groundwater	VOC8260B
Paradigm	MW-203	07/24/08	NA	Groundwater	VOC8260B
Paradigm	BR-02FR	01/15/10	NA	Groundwater	VOC8260B
Paradigm	BR-02R	01/15/10	NA	Groundwater	VOC8260B
Paradigm	BR-03R	01/15/10	NA	Groundwater	VOC8260B
Paradigm	MW-04	01/15/10	NA	Groundwater	VOC8260B
Paradigm	BR-02FR	05/05/10	NA	Groundwater	VOC8260B
Paradigm	BR-02R	05/05/10	NA	Groundwater	VOC8260B
Paradigm	BR-03R	05/05/10	NA	Groundwater	VOC8260B
Paradigm	MW-04	05/05/10	NA	Groundwater	VOC8260B

Full TCL/TAL + CN = Full Target compound list/target analyte list and cyanide via ASP Methods OLM04.2 and ILM04.1

TAL Metals = Target analyte list metals and cyanide

Full TCL/TAL = Full target compound list / target analyte list parameters

NA = Not applicable

\* = MS/MSD performed

TCL VOC = Target compound list volatile organic compounds via ASP Method OLM04.2

Comp = Composite sample from 0.0-8.0' below grade

TABLE 5A

ANDERSON CLEANERS  
5 HUNT AVENUE  
JAMESTOWN, NEW YORK

SUMMARY OF DETECTED VOLATILE ORGANIC COMPOUND (VOC)  
TEST RESULTS IN PARTS PER BILLION (PPB)

SOIL SAMPLES COLLECTED 8/4/03 AND 9/3/03, 4 /6/06 AND 12/28/06

Constituent	SAMPLE LOCATION AND DESIGNATION (SAMPLES TESTED FOR TETRACHLOROETHENE ONLY)								Unrestricted	Restricted
	TB-1* (2-4')	TB-2* (2-4')	TB-2* (4-6')	TB-6* (2-4')	TB-13* (6-7.7')	TB-17* (8-10')	TB-19* (8-10')	Sediment Sample*	Use SCO (PPB) <sup>(1)</sup>	Comm. Use SCO (PPB) <sup>(1)</sup>
Tetrachloroethene	43.9	298	U (11.5)	U (8.12)	22.0	42.9	52.9	U (14.1)	1,300	150,000

Constituent	SAMPLE LOCATION AND DESIGNATION					NYCRR	NYCRR
	TB-3 ** (2-4')	TB-4** (4-7')	TB-10 * (8-10')	TB-15 * (8-10')	TB-21 * (6-7.7')	Part 375 Unrestr'd Use SCO (PPB) <sup>(1)</sup>	Restricted Comm. Use SCO (PPB) <sup>(1)</sup>
cis-1,2-Dichloroethene	<b>31,000</b> E	<b>1,440</b>	NT	NT	NT	250	500,000
trans-1,2-Dichloroethene	<b>440</b>	98.7	U (129,000)	U (9.14)	U (8.01)	190	500,000
Tetrachloroethene	<b>6,350</b>	<b>3,060</b>	<b>1,660,000</b>	317	27.7	1,300	150,000
Trichloroethene	<b>4,450</b>	458	U (129,000)	49.5	U (8.01)	470	200,000
Vinyl Chloride	<b>692</b>	U (49.6)	U (129,000)	U (9.14)	U (8.01)	20	13,000
Toluene	U (179)	144	U (129,000)	U (9.14)	U (8.01)	700	500,000
m,p-Xylene	U (179)	148	U (129,000)	U (9.14)	U (8.01)	260***	500,000***
o-Xylene	U (179)	50.0	U (129,000)	U (9.14)	U (8.01)	260***	500,000***

(1) = Soil Cleanup Objective are as referenced in 6 NYCRR Part 375-6, Remedial Program Cleanup Objectives, dated December 14, 2006.

\* = Sample tested using USEPA Method 8021B.

\*\* = Sample tested using USEPA Method 8260B.

\*\*\* = SCO is for mixed xylenes.

U = Not Detected at the concentration shown in parenthesis

E = Estimated Concentration.

NT = Compound not tested.

**440** = Bold denotes a reported concentration that exceeds the Unrestricted Use SCO.

**1,660,000**

= yellow shading denotes a reported concentration that exceeds both the Unrestricted Use SCO and the Restricted Commercial Use SCO.

TABLE 5A (Continued)

Summary of Detected VOCs in ug/Kg or Parts per Billion (ppb)  
Soil Samples  
Collected 5/2/05 through 5/5/05, 5/23/05, 4/6/06 and 12/28/06

Detected VOC (ppm)	Part 375 Unrestr'd Use SCO (PPB)(1)	Part 375 Restricted Comm. Use SCO (PPB)(1)	Sample Desigantion and Sample Depth													
			B-1 (9.0')	B-4 (4.0')	B-6 (5.0')	B-7 (14.0')	B-3 (3.0')	B-3 (9.0')	B-11 (3.0')	B-8 (4.0')	TB-202 (10')	TB-205 (8')	TB-209 (14.0')	TB-211 (5.0')		
Xylene (Total)	260	500,000	2 J	1,800	U	U	10 J	U	U	36 J	NE	NE	NE	NE		
Methylcyclohexane	NA	NA	U	39 J	U	U	17 J	U	U	4 J	NE	NE	NE	NE		
Ethylbenzene	1,000	390,000	U	37 J	U	U	6 J	U	U	4 J	NE	NE	NE	NE		
Isopropylbenzene	NA	NA	U	230	U	U	U	U	U	3 J	NE	NE	NE	NE		
Vinyl Chloride	20	13,000	U	U	3 J	U	50 J	U	U	320 J	U	U	U	U		
Acetone	50	500,000	U	U	8 J	U	UJ	U	79 J	20 J	NE	NE	NE	NE		
cis-1,2-Dichloroethene	250	500,000	U	U	45	U	1,100	1 J	2 J	890 DJ	NE	NE	NE	NE		
Trichloroethene	470	200,000	U	U	27	U	41,000 DJ	5 J	1 J	790 DJ	U	U	U	U		
Tetrachloroethene	1,300	150,000	U	U	14	U	1,000,000 DJ	14,000 DJ	9 JB	25,000 DJ	12,200	U	9,680,000	10,500		
Chlorobenzene	1,100	500,000	U	U	U	U	8 J	U	U	2 J	U	U	U	U		
Methylene Chloride	50	500,000	U	U	U	U	14 J	4 J	U	U	U	U	U	U		
2-Butanone	NA	NA	U	U	U	U	U	U	24	U	NE	NE	NE	NE		
1,1-Dichloroethene	330	500,000	U	U	U	U	U	U	U	18 J	U	U	U	U		
Carbon Disulfide	NA	NA	U	U	U	U	U	U	U	14 J	NE	NE	NE	NE		
Trans-1,2-dichloroethene	190	500,000	U	U	U	U	U	U	U	74 J	NE	NE	NE	NE		
1,1-Dichloroethane	270	240,000	U	U	U	UJ	U	U	U	2 J	U	U	U	U		
Cyclohexane	NA	NA	U	U	U	U	U	U	U	2 J	NE	NE	NE	NE		
1,1,1-Trichloroethane	680	500,000	U	U	U	U	14 J	U	U	U	U	U	U	U		
Toluene	700	500,000	U	U	U	U	8 J	U	U	15 J	NE	NE	NE	NE		

(1) = Soil Cleanup Objective are as referenced in 6 NYCRR Part 375-6, Remedial Program Cleanup Objectives, dated December 14, 2006.

NA = Not available.

TIC = Tentatively identified compound.

41,000 = Exceeds Unrestricted Use SCO.

1,000,000 = Exceeds Unrestricted Use SCO and Restricted Commercial Use SCO

J = Estimated value.

D = Compound identified in an analysis at a secondary dilution factor.

U = Not detected at concentration above reported analytical laboratory detection limit.

N= Indicates presumptive evidence of tentatively identified compound.

E = Compound concentration exceeded Calibration Range, however diluted sample was reported as not detected. Therefore, non-diluted sample result was reported

NE = Parameter was not Evaluated

**Table 5B  
ANDERSON CLEANERS  
5 HUNT ROAD, JAMESTOWN, NEW YORK  
BCP # C907027**

**Summary of Detected SVOCs and TPHs in ug/Kg or Parts per Billion (ppb)**

**Soil Samples Collected 5/2/05 through 5/5/05 and 5/23/05**

Detected Compound	Part 375 Unrestricted Use SCO (PPB) (1)	Part 375 Restricted Commercial Use SCO (PPB) (1)	B-1 (9.0')	B-3 (9.0')	B-8 (4.0')
Di-n-butyl phthalate	NA	NA	38 J	47 J	U
bis (2-Ethylhexyl) phthalate	NA	NA	99 J	74 J	U
TPH	NA	NA	U	U	250

NA = Not available

(1) = SCOs are as referenced in 6 NYCRR Part 375-6, Remedial Program Soil Cleanup Objectives

J = Estimated value

U = Not detected at concentration above reported analytical laboratory detection limit

TPH = Total Petroleum Hydrocarbons Sample B-8 (4.0') best matches chromatograms for a mixture of three petroleum products, two being typical diesel fuel and motor oil. The third product has a boiling point in the range of gasoline, however the pattern of resolved and unresolved peaks has a pattern similar to keosene or jet fuel.

**Table 5B Continued**

**Summary of Detected PCBs and Pesticides in ug/Kg or Parts per Billion ppb)**

**Soil Samples Collected 5/2/05 through 5/5/05 and 5/23/05**

Detected Compound	Part 375 Unrestricted Use SCO (PPB) (1)	Part 375 Restricted Commercial Use SCO (PPB) (1)	B-1 (9.0')	B-3 (9.0')
gamma-BHC (Lindane)	100	9,200	11	U
Heptachlor	42	15,000	12	U
Aldrin	5	680	14	U
Dieldrin	5	1,400	26	U
Endrin	14	89,000	28	U
4,4'-DDT	3.3	47,000	24	2.5 J
4,4'-DDE	3.3	62,000	U	11
4,4'-DDD	3.3	92,000	U	30
PCBs	100	1,000	U	U

NA = Not Available

U = Not detected at concentration above reported analytical laboratory detection limits.

J = Estimated Value.

(1) = SCOs are as referenced in 6 NYCRR Part 375-6, Remedial Program Soil Cleanup Objectives



Table 5B Continued

## Summary of Target Analyte List Metals and Cyanide in mg/Kg or Parts per Million (ppm)

Soil Samples Collected 5/2/05 through 5/5/05 and 5/23/05

Detected Analyte	Part 375 Unrestricted Use SCO (PPM) (1)	Part 375 Restricted Commercial Use SCO (PPM) (1)	B-1 (9.0')	B-3 (9.0')
Aluminum	NA	NA	9940	6640
Antimony	NA	NA	U	U N
Arsenic	13	16	11.4	<b>13.8</b> *
Barium	350	400	137	65.1
Beryllium	7	590	0.47 B	0.27 B
Cadmium	3	9	0.31 B	0.28 B
Calcium	NA	NA	15300	45400 *
Chromium (hex/tri)	1.0/30	400/1,500	14.3	9.5 *
Cobalt	NA	NA	10.2	5.7 B
Copper	50	270	20.5	25.2 J
Iron	NA	NA	22000	18900 *
Lead	63	1,000	27.1	11
Magnesium	NA	NA	6890	8650 *
Manganese	1,600	10,000	446	583 *
Mercury	0.18	3	U	U
Nickel	30	310	22.2	12.6
Potassium	NA	NA	1120	704 B
Selenium	3.9	1,500	U	U N
Silver	2	1,500	U	U N
Sodium	NA	NA	78.6 B	108 B
Thallium	NA	NA	U	U
Vanadium	NA	NA	13.1	12.2
Zinc	109	10,000	64.2 J	58.0
Cyanide	27	27	U	U

(1) SCOs are as referenced in 6NYCRR Part 375-6, Remedial Program Soil Cleanup Objectives, dated December 14, 2006.

**13.8** = Exceeds Unrestricted Use SCO

E = Reported value estimated due to interference

B= Reported value less than contract required detection limit, but greater than instrument detection limit

N = Spiked sample recovery not within control limits

\* = Duplicate analysis not within control limits

U = Not detected at concentration above reported analytical laboratory detection limit

Table 6A

Summary of Analytical Laboratory Results  
Groundwater Samples

Anderson Cleaners Site  
Jamestown, New York  
BCP Site C907027

	Sample Locations and Sample Dates																					
Constituent	MW-01	MW-02	MW-03			MW-04									MW-05		MW-06					
	5/25/2005	1/12/2006	5/25/2005	1/12/2006	9/12/2006	5/25/2005	1/12/2006	1/4/2007	2/13/2007	3/15/2007	11/8/2007	7/24/2008	1/15/2010	5/5/2010	5/25/2005	1/12/2006	5/25/2005	1/12/2006	1/4/2007	2/13/2007	3/15/2007	7/24/2008
PCE	U (10)	2,090	1,400	1,040	1,560	1,200	1,230	1,820	1,120	904	189	734	837	694	2 E	U (2)	620	392	369	256	246	329
TCE	U (10)	U (20)	U (10)	U (20)	U (20)	1 E	U (20)	U (200)	U (200)	U (100)	1,220	113	34.9	31.4	U (10)	U (2)	1 E	U (10)	U (4)	U (5)	U (5)	U (5)
trans 1,2-DCE	U (10)	U (20)	U (10)	U (20)	U (20)	U (10)	U (20)	U (200)	U (200)	U (100)	187	U (20)	U (20)	U (20)	U (10)	U (2)	U (10)	U (10)	U (4)	U (5)	U (5)	U (5)
cis 1,2-DCE	U (10)	-	U (10)	-	-	U (10)	-	U (200)	U (200)	U (100)	3,830	101	24.6	28.6	U (10)	-	U (10)	-	U (4)	U (5)	U (5)	U (5)
VC	U (10)	U (20)	U (10)	U (20)	U (20)	U (10)	U (20)	U (200)	U (200)	U (100)	U (100)	U (20)	U (20)	U (20)	U (10)	U (2)	U (10)	U (10)	U (4)	U (5)	U (5)	U (5)
Total VOCs	0	2,090	1,400	1,040	1,560	1,201	1,230	1,820	1,120	904	5,426	948	896.5	754	2	0	621	392	369	256	246	329

Notes:

All samples tested for halogenated VOCs by USEPA Method 8260B and concentrations are shown in ug/L or parts per billion.

U (200) = constituent not detected at the concentration shown in parenthesis.

E = estimated concentration

PCE = tetrachloroethene

TCE = trichloroethene

trans 1,2-DCE = trans 1,2-dichloroethene

cis 1,2-DCE = cis 1,2-dichloroethene

VC = vinyl chloride

Table 6A

Summary of Analytical Laboratory Results  
Groundwater Samples

Anderson Cleaners Site  
Jamestown, New York  
BCP Site C907027

	Sample Locations and Sample Dates																							
Constituent	MW-07							PW-2			PW-3					MW-7			MW-7.1			MW-200		
	5/25/2005	1/12/2006	9/12/2006	1/4/2007	2/13/2007	3/15/2007	7/24/2008	10/21/2004	1/12/2006	8/8/2006	10/21/2004	5/25/2005	1/12/2006	8/8/2006	9/12/2006	11/23/2003	10/21/2004	5/25/2005	8/9/2006	9/12/2006	7/24/2008	4/20/2006	7/24/2008	
PCE	9,600 E	8,590	9,170	5,310	6,440	4,240	11,600	91,400	29,700	50,400	108,000	74,000	64,700	34,100	23,100	53,300	53,700	73,000	113,000	120,000	78,100	U (2.0)	U (2.0)	
TCE	6,500	U (200)	U (200)	U (200)	U (200)	U (200)	U (200)	U (2000)	U (1000)	U (1000)	9,070	8,100	7,360	8,150	9,040	U (1000)	U (2000)	81	U (1000)	U (1000)	1,120	U (2.0)	U (2.0)	
trans 1,2-DCE	61	U (200)	U (200)	U (200)	U (200)	U (200)	U (200)	U (2000)	U (1000)	U (1000)	U (2000)	290 E	U (1000)	U (1000)	U (400)	U (1000)	U (2000)	U (10)	U (1000)	U (1000)	U (1000)	U (2.0)	U (2.0)	
cis 1,2-DCE	7,100	-	-	U (200)	U (200)	U (200)	245	U (2000)	-	-	72,500	57,000	-	-	-	-	U (2000)	95	-	-	U (1000)	-	4.56	
VC	1,000	U (200)	U (200)	U (200)	U (200)	U (200)	U (200)	U (2000)	U (1000)	U (1000)	13,800	12,000	17,900	20,400	5,490	U (1000)	U (2000)	2 E	U (1000)	U (1000)	U (1000)	U (2.0)	U (2.0)	
Total VOCs	24,261	8,590	9,170	5,310	6,440	4,240	11,845	91,400	29,700	50,400	203,370	151,390	89,960	62,650	37,630	53,300	53,700	73,178	113,000	120,000	79,220	0	4.56	

Notes:

All samples tested for halogenated VOCs by USEPA Method 8260B and concentrations are shown in ug/L or parts per billion.

U (200) = constituent not detected at the concentration shown in parenthesis.

E = estimated concentration

PCE = tetrachloroethene

TCE = trichloroethene

trans 1,2-DCE = trans 1,2-dichloroethene

cis 1,2-DCE = cis 1,2-dichloroethene

VC = vinyl chloride

Table 6A

Summary of Analytical Laboratory Results  
Groundwater Samples

Anderson Cleaners Site  
Jamestown, New York  
BCP Site C907027

	Sample Locations and Sample Dates																	
Constituent	MW-201									MW-202	MW-203		BR-02 FR		BR-02 R		BR-03 R	
	4/24/2006	1/4/2007	2/13/2007	3/15/2007	8/31/2007	11/8/2007	4/2/2008	7/24/2008	12/20/2008	4/20/2006	7/12/2006	7/24/2008	1/15/2010	5/5/2010	1/15/2010	5/5/2010	1/15/2010	5/5/2010
PCE	10,500	14,200	2,610	423	1,000	402	U (100)	U (200)	U (200)	U (2.0)	U (2.0)	U (2.0)	15,000	30,000	334	371	115	37
TCE	970	U (200)	17,500	937	772 E	232	U (100)	U (200)	U (200)	U (2.0)	U (2.0)	U (2.0)	U (200)	U (400)	79.8	550	221	18
trans 1,2-DCE	U (200)	U (200)	1,290	94.4	361 E	141	U (100)	U (200)	U (200)	U (2.0)	U (2.0)	U (2.0)	U (200)	U (400)	U (20)	U (20)	U (20)	U (2)
cis 1,2-DCE	-	U (200)	7,860	U (20)	16,000	9,130	4,040	7,820	752	-	-	3.66	U (200)	U (400)	U (20)	U (20)	468	124
VC	U (200)	U (200)	U (200)	U (20)	566 E	1,180	1,710	4,260	1,050	U (2.0)	3.38	U (2.0)	U (200)	U (400)	79.0	115	U (20)	U (2)
Total VOCs	11,470	14,200	29,260	1,454	18,699	11,085	5,750	12,080	1,804	0	3.38	3.66	15,000	30,000	492.8	1,036	804	179

Notes:

All samples tested for halogenated VOCs by USEPA Method 8260B and concentrations are shown in ug/L or parts per billion.

U (200) = constituent not detected at the concentration shown in parenthesis.

E = estimated concentration

PCE = tetrachloroethene

TCE = trichloroethene

trans 1,2-DCE = trans 1,2-dichloroethene

cis 1,2-DCE = cis 1,2-dichloroethene

VC = vinyl chloride

Table 6A

Summary of Analytical Laboratory Results  
Groundwater Samples

Anderson Cleaners Site  
Jamestown, New York  
BCP Site C907027

	Sample Location: BR-01 and Sample Depth Intervals/Dates																	
Constituent	31.1 - 32.6			41.7 - 43.2				54.7 - 56.2			67.7 - 69.2		80.7 - 82.2			93.7 - 95.2		
	4/7/2005	9/15/2006	7/24/2008*	4/7/2005	5/24/2006	9/15/2006	7/24/2008*	4/7/2005	9/15/2006	7/24/2008*	4/7/2005	9/15/2006	4/7/2005	9/15/2006	7/24/2008*	4/7/2005	9/15/2006	7/24/2008*
PCE	7,100	7,030	8,190	10,000	7,610 E	8,440	9,460	2,900	150	5,270	230	154	190	165	U (200)	96	4,500	U (200)
TCE	3,400	U (200)	1,790	3,300	1,650	931	2,270	1,600	95.1	2,750	200	47.8	47	113	U (200)	18	2,800	U (200)
trans 1,2-DCE	12	U (200)	U (200)	14	U (50)	U (200)	U (200)	6 E	U (2.0)	U (200)	4 E	U (2.0)	2 E	U (2.0)	U (200)	1 E	U (200)	U (200)
cis 1,2-DCE	1,700	U (200)	498	1,700	-	U (200)	704	910	69.8	1,650	420	137	490	242	4,960	27	1,850	4,930
VC	260	U (200)	495	280 E	163	U (200)	479	150	14.1	362	21	5.23	17 E	13.6	307	3 E	U (200)	312
Total VOCs	12,472	7,030	10,973	15,294	9,423	9,371	12,913	5,566	329	10,032	875	344.03	746	533.6	5,267	145	9,150	5,242

All samples tested for halogenated VOCs by USEPA Method 8260B and concentrations are shown in ug/L or parts per billion.

U (200) = constituent not detected at the concentration shown in parenthesis.

E = estimated concentration

PCE = tetrachloroethene

TCE = trichloroethene

trans 1,2-DCE = trans 1,2-dichloroethene

cis 1,2-DCE = cis 1,2-dichloroethene

VC = vinyl chloride

\* Sample intervals are approximately 1.3 feet higher than shown during the7/24/2008 sample round.

**Table 6B  
ANDERSON CLEANERS  
5 HUNT ROAD, JAMESTOWN, NEW YORK  
BCP # C907027**

**SUMMARY OF SVOC, TPH, PESTICIDE, AND PCB RESULTS IN ug/L OR ppb**

**Groundwater Samples Collected 5/25/2005**

Detected Compound	Groundwater Standard or Guidance Value	MW-01 (05/25/05)	MW-06 (05/25/05)	MW-07 (05/25/05)	PW-3 (05/25/05)
TOTAL SVOC*	NA	U	U	U	U
TPH	NA			0.86	1.1
4,4'DDE	0.2	U	U	0.065 J	NT
4,4'DDD	0.3	U	U	0.27	NT
Total Aroclors (PCBs)	0.09	U	U	U	NT

NA = Not available

NT = Sample not tested for this constituent

J = Estimated value

(1) = Groundwater standard or guidance value as referenced in NYSDEC TOGS 1.1.1 dated June 1998 as amended by the NYSDEC's supplemental table dated April 2000.

**100** = Exceeds groundwater standard or guidance value

U = Not detected at concentrations above reported analytical laboratory detection limits

\* = Does not include constituents that were detected in associated blank as well as in the sample.

TPH = Total Petroleum Hydrocarbons (Sample BW-07) best matches chromatograms for kerosene or jet fuel. Sample PW-3 best matches chromatograms for a single chemical component rather than for a petroleum product.

Table 6B Continued

## SUMMARY OF TAL METALS AND CYANIDE IN mg/L OR ppm

Groundwater Samples Collected 5/25/2005

Detected Analyte	Groundwater Standard or Guidance Value (1)	MW-01 (05/25/05)	MW-06 (05/25/05)	MW-07 (05/25/05)
Aluminum	NA	69100	828	17700
Antimony	3	4.9 J	UJ	4.1 J
Arsenic	25	96.4	U N	32.4
Barium	1000	3690 J	381 J	942 J
Beryllium	3	4.1 B	U	0.92 B
Cadmium	5	2.5 B	U	0.63 B
Calcium	NA	335000	133000	191000
Chromium	50	95.7	1 B	25
Cobalt	NA	89.1 J	1.3 UJ	17 J
Copper	200	196	1.7 B	49.1
Iron	300	134000 J	1170 J	40500 J
Lead	25	144 J	UJ	50.9 J
Magnesium	35000	87000 J	29200 J	42000 J
Manganese	300	10300 J	98.8 J	3330 J
Mercury	0.7	U	U	U
Nickel	100	151 J	2.5 J	31.1 J
Potassium	NA	11500	1830 B	7510
Selenium	10	U N	U N	U N
Silver	50	U N	U N	U N
Sodium	20000	130000	52000	91700
Thallium	0.5	4.0 B	U	U
Vanadium	NA	82.5 J	0.94 UJ	31.7 UJ
Zinc	2000	413 J	10.2 UJ	154 J
Cyanide	200	U	U	U

(1) = Groundwater standard or guidance value as referenced in NYSDEC TOGS 1.1.1 dated June 1998 as amended by the NYSDEC's supplemental table dated April 2000

4.0 = Exceeds groundwater standard or guidance value

NA = No groundwater standard or guidance value

E = Reported value estimated due to interference

B = Reported value less than contract required detection limit, but greater than instrument detection limit

N = Spiked sample recovery not within control limits

U = Not detected at concentrations above reported analytical laboratory detection limits

J = Estimated Value.

**TABLE 7  
ANDERSON CLEANERS  
5 HUNT ROAD  
JAMESTOWN, NW YORK**

**HYDRAULIC CONDUCTIVITY TESTING, AUGUST 18, 2005**

<b>Super Slug Hydraulic Conductivity Testing</b>				
<b>Monitoring Well ID</b>	<b>Confined/ Unconfined</b>	<b>Type</b>	<b>K</b>	<b>Units</b>
MW-01	Unconfined	Slug Out	2.80E-03	cm/sec
MW-03	Unconfined	Slug In	9.90E-03	cm/sec
MW-03	Unconfined	Slug Out	2.90E-02	cm/sec
MW-05	Unconfined	Slug In	5.20E-03	cm/sec
MW-05	Unconfined	Slug Out	5.30E-03	cm/sec
MW-05	Confined	Slug Out	2.70E-03	cm/sec
MW-06	Unconfined	Slug In	9.10E-03	cm/sec
MW-06	Unconfined	Slug Out	8.70E-03	cm/sec

K = Hydraulic Conductivity



Anderson Cleaners  
Jamestown, New York  
BCP# C907027

Table 8  
Summary of Groundwater Measurements/Elevations

Monitoring Well	Ground Surface Elevation (ft)	Stick-up (ft)	Monitoring Point Elev. (ft)	1/12/2006			4/20/2006			6/28/2006			9/12/2006			9/27/2006			2/13/2007			3/9/2007			3/15/2007			5/4/2007		
				Time	SWL (ft)	GW Elev. (ft)	Time	SWL (ft)	GW Elev. (ft)	Time	SWL (ft)	GW Elev. (ft)	Time	SWL (ft)	GW Elev. (ft)	Time	SWL (ft)	GW Elev. (ft)	Time	SWL (ft)	GW Elev. (ft)	Time	SWL (ft)	GW Elev. (ft)	Time	SWL (ft)	GW Elev. (ft)	Time	SWL (ft)	GW Elev. (ft)
MW-6	100.17	0.75	100.92		1.74	99.18									1.92	99.0											13:03	1.79	99.13	
MW-7.1	97.63	-0.12	97.51					0.2 (g)	97.43		0.42 (g)	97.21	15:33	0	97.51		3.75	93.76									12:14	0.28 (g)	97.35	
MW-8	101.18	0.63	101.81		2.57	99.24																				13:08	2.63	99.18		
MW-07	97.56	3.53	101.09		4.95	96.14					5.69	95.4	17:48	1.76	99.33		5.05	96.04	15:26	5.11	95.98				13:40	4.7	96.39	12:06	5.13	95.96
MW-08	99.47	3.5	102.97		5.04	97.93											5.04	97.93								10:48	5.42	97.55		
PW-2	100.47	-0.3	100.17		0.83	99.34							14:37	1.32	98.85		1.23	98.94								12:49	1.3 (g)	99.17		
PW-3	100.47	-0.34	100.13		1.46	98.67					2.06	98.07	16:40	1.27	98.86		1.74	98.39									12:50	1.94 (g)	98.53	
IP-1	100.18	1.55	100.73																								13:00	2.64	98.09	
MW-200	96.03	-0.13	95.9				10:52	1.40 (g)	94.63		1.62	94.28															13:20	0.91(g)	95.12	
MW-201	95.63	-0.4	95.23				12:51	3.28 (g)	92.35		1.65	92.58					2.2	93.03	12:39	3.6	91.63				16:30	3.98	91.25	11:32	2.88	92.35
MW-202	95.61	-0.39	95.22				13:11	5.02 (g)	90.59		4.6	90.62					4.13	91.09									13:26	4.81(g)	90.8	
MW-203	95.43	-0.35	95.08								5.3	89.78					4.88	90.2									11:38	5.22	89.86	
MW-204	100.1	-0.23	99.87				14:26	0.76	99.11				18:00	0.89	98.98		0.62	99.25									12:58	0.14	99.73	
MW-205	99.97	1.93	101.9																								12:41	2.61	99.29	
MW-206	97.83	-0.5	97.33																								11:53	1.28	96.05	
MW-207	98.46	2.25	100.71																	12:20	5.07	95.64					12:37	5.15	95.56	
MW-208	96.97	3.12	100.09																								11:48	4.99	95.1	
MW-209	100.38	1.77	102.15																								12:44	2.63	99.52	
MW-01	102.02	4.92	106.94*		+ 1.25 (g)	103.27					0.5 (g)	101.52															10:41	4.87	102.07	
MW-02	99.61	2.55	102.16		+ 2.17 (g)	101.78																					12:53	0.82	101.34	
MW-03	97.72	4.15	101.87*		+ 3.5 (g)	101.22					+1.7 (g)	99.42	17:20	+ 2.5 (g)	100.22					10:51	0.79	101.37					12:05	0.79	101.08	
MW-04	97.59	3.69	101.28*		+ 3.02 (g)	100.61					+1.3 (g)	98.89							13:58	+ 3.26 (g)	100.85				14:39	+ 3.42 (g)	101.01	11:05	0.79	100.49
MW-05	97.13	3.9	101.03*		+ 2.33 (g)	99.46					+1.1 (g)	98.23															10:59	1.04	99.99	
MW-06	97.01	4.83	101.84*		+ 3.3 (g)	100.31					+1.5 (g)	98.51							11:00	+ 2.67 (g)	99.68				12:45	+ 3.70 (g)	105.54	11:45	1.63	100.21
BR-1	97.65	0	97.65																								12:12	0.17	97.48	

**Notes:**  
SWL - Static water level measured from monitoring point unless noted with "(g)" to indicate measurement was taken from the ground surface.  
Stick-up - If negative value, the monitoring well is flush-mounted and the monitoring point is below grade.  
\*Well casing is removable (due to flowing artesian conditions). As such, stick-up may vary between monitoring events.  
  
If a column is blank, no SWL was measured and/or time of reading was not recorded.

Anderson Cleaners  
Jamestown, New York  
BCP# C907027

Table 8  
Summary of Groundwater Measurements/Elevations

Monitoring Well	Ground Surface Elevation (ft)	Stick-up (ft)	Monitoring Point Elev. (ft)	6/1/2007			7/6/2007			8/31/2007			11/30/2007			5/16/2008			5/21/2008			7/2/2008			7/23/2008			9/19/2008		
				Time	SWL (ft)	GW Elev. (ft)	Time	SWL (ft)	GW Elev. (ft)	Time	SWL (ft)	GW Elev. (ft)	Time	SWL (ft)	GW Elev. (ft)	Time	SWL (ft)	GW Elev. (ft)	Time	SWL (ft)	GW Elev. (ft)	Time	SWL (ft)	GW Elev. (ft)	Time	SWL (ft)	GW Elev. (ft)	Time	SWL (ft)	GW Elev. (ft)
MW-6	100.17	0.75	100.92	12:59	2.09	98.83				10:28	2.26	98.66	10:38	1.72	99.2	10:53	1.88	99.04				11:21	1.91	99.01	15:53	2.24	98.68	10:18	2.53	98.39
MW-7.1	97.63	-0.12	97.51	12:53	0.5	96.99	11:03	0.87	96.64	10:09	0.58(g)	97.05	10:23	0.21(g)	97.42										11:55	0.15(g)	97.48	10:03	0.84(g)	96.79
MW-8	101.18	0.63	101.81	13:01	2.96	98.85				10:35	3.18	98.63	11:49	2.52	99.29							11:19	2.70	99.11	15:46	3.02	98.79	10:20	3.41	98.4
MW-07	97.56	3.53	101.09	12:43	5.3	95.79	10:46	5.64	95.45	10:07	5.33	95.76	10:58	4.85	96.24	11:07	4.92	96.17				11:28	2.16	98.93	11:52	5.03	95.06	10:05	5.32	95.77
MW-08	99.47	3.5	102.97	12:34	5.55	97.42				09:58	5.50	97.47	10:43	5.13	97.84							11:15	4.99	97.98	15:50	5.41	97.56	10:25	5.78	97.19
PW-2	100.47	-0.3	100.17	13:03	1.47(g)	99				10:29	1.67(g)	98.80	10:17	1.16(g)	99.31				13:00	1.30(g)	99.17				15:30	1.63(g)	98.84	10:33	1.98(g)	98.49
PW-3	100.47	-0.34	100.13	13:06	1.92(g)	98.55				10:32	2.21(g)	98.26	10:20	1.90(g)	98.57				10:41	1.97(g)	98.50				15:25	2.28(g)	98.19	10:30	2.54(g)	97.93
IP-1	100.18	1.55	100.73	12:58	2.99	97.74				10:27	3.09	97.64	10:37	2.74	97.99	10:52	2.72	98.01				11:23	2.83	97.90				10:17	3.27	97.46
MW-200	96.03	-0.13	95.9	13:23	1.51(g)	94.52				10:45	1.44(g)	94.59	11:17	0.38	95.52										10:59	1.06	94.84	10:37	1.47	94.43
MW-201	95.63	-0.4	95.23	13:11	3.29(g)	92.34	11:40	3.33(g)	92.30	10:51	2.88	92.35	11:27	2.76(g)	92.87	11:43	2.46	92.77							11:27	3.0(g)	92.63	10:41	3.02(g)	92.61
MW-202	95.61	-0.39	95.22	13:19	4.95(g)	90.66				10:55	4.73(g)	90.88	11:28	4.51(g)	91.1										12:54	5.85(g)	89.76	10:49	4.97(g)	90.64
MW-203	95.43	-0.35	95.08	13:14	5.16	89.92				10:58	4.83	90.39	11:38	4.71	90.37										12:52	5.92	89.16	10:52	5.02	90.06
MW-204	100.1	-0.23	99.87	14:29	0.6	99.23	11:21	0.91	98.96	10:25	0.79	99.08	10:36	0.58	99.29							11:24	0.4(g)	99.70	15:54	0.85	99.02	10:16	1.04	98.83
MW-205	99.97	1.93	101.9	12:54	2.36	99.54				10:23	2.57	99.33	10:32	1.98	99.92	10:50	2.20	99.70				11:26	2.06	99.84	15:40	2.2	99.7	9:56	2.88	99.02
MW-206	97.83	-0.5	97.33	12:48	1.6	95.73	11:00	2.39(g)	95.44	10:14	1.62(g)	95.71	11:00	1.60(g)	96.23													9:58	2.44(g)	95.39
MW-207	98.46	2.25	100.71	14:32	4.87	95.84	10:57	5.65	95.06	10:21	4.94	95.77	10:34	4.44	96.27	10:51	4.56	96.15				11:03	0.79(1)	99.92	15:43	4.67	96.04	9:57	4.96	95.75
MW-208	96.97	3.12	100.09	12:39	5.26	94.83	11:12	5.57	94.52	10:18	5.23	94.86	11:59	4.97	95.12													13:42	5.71	94.38
MW-209	100.38	1.77	102.15	12:56	2.61	99.54				10:24	2.75	99.40	10:31	2.29	99.86	10:49	2.51	99.64				11:25	2.38	99.77	15:38	2.41	99.74	9:55	3.07	99.08
MW-01	102.02	4.92	106.94*	12:30	4.37	10.257				09:53	5.33	101.61	10:41	3.7	103.24							11:17	4.27	102.67	15:48	4.88	102.06	10:22	5.79	101.15
MW-02	99.61	2.55	102.16	14:26	1.36	100.8	11:15	2.21	99.95	10:25	2.05	100.11																		
MW-03	97.72	4.15	101.87*	12:45	1.47	100.4	10:50	2.24	99.63	10:05	2.10	99.77	12:19	0.92	100.95	11:09	0.91	100.96				11:29	1.08	100.79				10:06	2.48	99.39
MW-04	97.59	3.69	101.28*	12:38	1.46	99.82	11:04	2.28	99.00	10:03	2.02	99.26	10:52	0.9	100.38	10:58	0.93	100.35				11:10	1.08	100.20	10:23	3.65	97.63	10:11	2.4	98.88
MW-05	97.13	3.9	101.03*	12:36	1.77	99.26	11:25	2.20	98.83	10:00	2.26	98.77	10:45	1.46	99.57	10:59	1.18	99.85				11:13	1.38	99.65	11:35	3.84	97.19	10:27	2.65	98.38
MW-06	97.01	4.83	101.84*	12:41	2.29	99.55	11:07	3.03	98.81	10:20	2.92	98.92	10:55	1.76	100.08	10:57	1.71	100.13				11:07	1.96	99.88	9:45	4.79	97.05	10:13	3.27	98.57
BR-1	97.65	0	97.65	14:25	1.54	96.11	11:43	2.62	95.03	10:08	2.83	94.82	11:05	1.19	96.46				10:01	1.88	96.44				15:15	2.1	96.22	10:28	3.6	94.72

**Notes:**  
SWL - Static water level measured from monitoring point unless noted with "(g)" to indicate measurement was taken from the ground surface.  
Stick-up - If negative value, the monitoring well is flush-mounted and the monitoring point is below grade.  
\*Well casing is removable (due to flowing artesian conditions). As such, stick-up may vary between monitoring events.

If a column is blank, no SWL was measured and/or time of reading was not recorded.

Table 8

**Anderson Cleaners  
Jamestown, New York  
BCP# C907027**

**Summary of Groundwater Measurements/Elevations**

Monitoring Well	Monitoring Point Elev. (ft)	5/5/2010		
		Time	SWL (ft)	GW Elev. (ft)
MW-6	100.92	11:30	2.14	98.78
MW-7.1	97.7	11:20	0.2 (g)	97.5
MW-8	101.81	12:18	3.00	98.81
MW-07	101.09	11:15	5.02	96.07
MW-08	102.97	11:05	5.67	97.3
PW-2	100.17			
PW-3	100.37	11:53	2.25 (g)	98.12
IP-1	100.73	11:30	2.95	97.78
MW-200	95.9			
MW-201	95.23			
MW-202	95.22	12:00	4.77	90.45
MW-203	95.08			
MW-204	100.1	11:33	1.0 (g)	99.1
MW-205	101.9	11:27	2.48	99.42
MW-206	97.83	11:46	1.5 (g)	96.33
MW-207	100.71	11:25	4.63	96.08
MW-208	100.09			
MW-209	102.15	11:28	2.83	99.32
MW-01	106.94*	11:03	3.98	102.96
MW-02	102.16			
MW-03	101.87			
MW-04	101.31	9:40	1.69	99.62
MW-05	101.03	11:06	1.85	99.18
MW-06	101.84	11:11	2.26	99.58
BR-1	98.32			
BR-02FR	101.55	10:44	1.45	100.1
BR-2R	101.98	10:31	2.56	99.42
BR-03R	101.59	10:14	1.88	99.71

**Notes:**

SWL - Static water level measured from monitoring point unless

Stick-up - If negative value, the monitoring well is flush-mounted

\*Well casing is removable (due to flowing artesian conditions).

\*\* Stick-up well casing was added in October 2007, previously

If a column is blank, no SWL was measured and/or time of reac

**TABLE 9**  
**ANDERSON CLEANERS**  
**5 HUNT ROAD**  
**JAMESTOWN, NEW YORK**  
**BCP # C907027**

**Summary of Detected VOCs in Soil following**  
**Soil Removal IRM**

Sample Location	South Sidewall	Southwest Sidewall	Southeast Sidewall	Excavation Bottom - South	Northwest Sidewall	Excavation Bottom - North	Northeast Sidewall	North Sidewall	Part 375 Unrestricted Use SCO (1)	Part 375 Restricted Commercial Use SCO (1)
Sample Medium	Soil	Soil	Soil	Soil	Soil	Soil	Soil	Soil	Soil	Soil
Sample Collected	7/25/2005	7/26/2005	7/26/2005	7/26/2005	7/28/2005	7/28/2005	7/28/2005	7/26/2005		
Sample Method No.	8260B	8260B	8260B	8260B	8260B	8260B	8260B	8260B		
<b>Halocarbons</b>										
Bromodichloromethane	U (27,600)	U(31,600)	U(102)	U(16,800)	U(42,400)	U(21,600)	U(29,200)	U(25,500)	NA	NA
Bromomethane	U (27,600)	U(31,600)	U(102)	U(16,800)	U(42,400)	U(21,600)	U(29,200)	U(25,500)	NA	NA
Bromoform	U (27,600)	U(31,600)	U(102)	U(16,800)	U(42,400)	U(21,600)	U(29,200)	U(25,500)	NA	NA
Carbon Tetrachloride	U (27,600)	U(31,600)	U(102)	U(16,800)	U(42,400)	U(21,600)	U(29,200)	U(25,500)	760	2,200
Chloroethane	U (27,600)	U(31,600)	U(102)	U(16,800)	U(42,400)	U(21,600)	U(29,200)	U(25,500)	NA	NA
Chloromethane	U (27,600)	U(31,600)	U(102)	U(16,800)	U(42,400)	U(21,600)	U(29,200)	U(25,500)	NA	NA
2-Chloroethyl vinyl Ether	U (27,600)	U(31,600)	U(102)	U(16,800)	U(42,400)	U(21,600)	U(29,200)	U(25,500)	NA	NA
Chloroform	U (27,600)	U(31,600)	U(102)	U(16,800)	U(42,400)	U(21,600)	U(29,200)	U(25,500)	370	350,000
Dibromochloromethane	U (27,600)	U(31,600)	U(102)	U(16,800)	U(42,400)	U(21,600)	U(29,200)	U(25,500)	NA	NA
1,1-Dichloroethane	U (27,600)	U(31,600)	U(102)	U(16,800)	U(42,400)	U(21,600)	U(29,200)	U(25,500)	270	240,000
1,2-Dichloroethane	U (27,600)	U(31,600)	U(102)	U(16,800)	U(42,400)	U(21,600)	U(29,200)	U(25,500)	20	30,000
1,1-Dichloroethene	U (27,600)	U(31,600)	U(102)	U(16,800)	U(42,400)	U(21,600)	U(29,200)	U(25,500)	330	500,000
Chlorobenzene	U (27,600)	U(31,600)	U(102)	U(16,800)	U(42,400)	U(21,600)	U(29,200)	U(25,500)	1,100	500,000
1,2-Dichlorobenzene	U (27,600)	U(31,600)	U(102)	U(16,800)	U(42,400)	U(21,600)	U(29,200)	U(25,500)	1,100	500,000
trans-1,2-Dichloroethene	U (27,600)	U(31,600)	U(102)	U(16,800)	U(42,400)	U(21,600)	U(29,200)	U(25,500)	190	500,000
1,2-Dichloropropane	U (27,600)	U(31,600)	U(102)	U(16,800)	U(42,400)	U(21,600)	U(29,200)	U(25,500)	NA	NA
cis-1,3-Dichloropropene	U (27,600)	U(31,600)	U(102)	U(16,800)	U(42,400)	U(21,600)	U(29,200)	U(25,500)	NA	NA
trans-1,3-Dichloropropene	U (27,600)	U(31,600)	U(102)	U(16,800)	U(42,400)	U(21,600)	U(29,200)	U(25,500)	NA	NA
Methylene chloride	U(69,100)	U(31,600)	U(102)	U(16,800)	U(106,000)	U(53,900)	U(72,900)	U(63,800)	50	500,000
1,1,2,2-Tetrachloroethane	U (27,600)	U(31,600)	U(102)	U(16,800)	U(42,400)	U(21,600)	U(29,200)	U(25,500)	NA	NA
Tetrachloroethene	<b>226,000</b>	<b>2,600,000</b>	<b>1,610</b>	<b>63,500</b>	<b>1,400,000</b>	<b>83,500</b>	<b>213,000</b>	<b>300,000</b>	1,300	150,000
1,1,1-Trichloroethane	U (27,600)	U(31,600)	U(102)	U(16,800)	U(42,400)	U(21,600)	U(29,200)	U(25,500)	680	500,000
1,1,2-Trichloroethane	U (27,600)	U(31,600)	U(102)	U(16,800)	U(42,400)	U(21,600)	U(29,200)	U(25,500)	NA	NA
Trichloroethene	U (27,600)	<b>49,400</b>	167	U(16,800)	<b>104,000</b>	U(21,600)	U(29,200)	U(25,500)	470	200,000
Trichlorofluoromethane	U (27,600)	U(31,600)	U(102)	U(16,800)	U(42,400)	U(21,600)	U(29,200)	U(25,500)	NA	NA
Vinyl chloride	U (27,600)	U(31,600)	<b>7,540</b>	U(16,800)	U(42,400)	U(21,600)	U(29,200)	U(25,500)	20	13,000
1,3-Dichlorobenzene	U (27,600)	U(31,600)	U(102)	U(16,800)	U(42,400)	U(21,600)	U(29,200)	U(25,500)	2,400	280,000
1,4-Dichlorobenzene	U (27,600)	U(31,600)	U(102)	U(16,800)	U(42,400)	U(21,600)	U(29,200)	U(25,500)	1,800	130,000

**Notes:**

Soil concentrations reported in micrograms per kilogram (ug/kg).

(1) = SCOs are as referenced in 6NYCRR Part 375-6 Remedial Program Soil Cleanup Objectives dated December 14, 2006

**1,610** = bold denotes exceedance of Unrestricted Use SCO.

**226,000** = bold and yellow highlight denotes exceedance of Unrestricted Use and Restricted Commercial Use SCOs.

NA = Not Available

TABLE 10

**ANDERSON CLEANERS SITE  
5 HUNT ROAD  
JAMESTOWN, NEW YORK  
BCP # C907027**

**Opinion of Probable Cost - Alternative 1**

DNAPL Recovery, Chemical Oxidation, Bioremediation, Collect Artesian Well Effluent, Treat Ex-Situ Groundwater with Activated Carbon, Existing Cap Maintenance, Institutional Controls, Engineering Controls and Long-Term Monitoring	
	U.S. Dollars
<b>Capital/Initial Costs</b>	
Design.....	\$50,000.00
DNAPL Removal System.....	\$21,790.00
Bioaugmentation/Biostimulation.....	\$82,011.25
Groundwater Collection System.....	\$44,970.00
Liquid Phase Carbon System.....	\$10,000.00
Chemical Oxidation.....	\$32,500.00
25% Contingency.....	\$60,317.81
<b>Total Capital/Initial Costs.....</b>	<b>\$301,589.06</b>
<b>Institutional Controls</b>	
Environmental Easements.....	\$2,500.00
Site Management Plan.....	\$2,500.00
Cap Maintenance.....	\$2,000.00
25% Contingency.....	\$1,250.00
<b>Total Institutional Controls.....</b>	<b>\$8,250.00</b>
<b>Operational/Maintenance/Annual Costs</b>	
Years 1-2 Groundwater Monitoring (\$4800 x 2years).....	\$9,600.00
Years 3-10 Groundwater Monitoring (\$2500 x 8years).....	\$20,000.00
Years 1-2 Passive Pumping DNAPL Recovery (\$1400 x 2 years).....	\$2,800.00
Years 3-10 Passive Pumping DNAPL Recovery (\$700 x 8 years).....	\$5,600.00
Years 1-10 Liquid Phase Carbon Usage (800lbs/yr x \$2/lbs x10 yrs)	\$16,000.00
25% Contingency.....	\$13,500.00
<b>Total Operational/Maintenance/Annual Costs.....</b>	<b>\$67,500.00</b>
<b>Closeout Costs</b>	
Reports.....	\$10,000.00
25% Contingency.....	\$2,500.00
<b>Total Closeout Costs.....</b>	<b>\$12,500.00</b>
<b>Present Worth Costs</b>	
Capital/Initial Costs.....	\$301,589.06
Institutional Controls.....	\$8,250.00
Years 1-2 Groundwater Monitoring (F=1.8594).....	\$11,156.40
Years 3-10 Groundwater Monitoring (F=7.7217-1.8594).....	\$18,319.69
Years 1-2 Passive Pumping DNAPL Recovery (F=1.8594).....	\$3,253.95
Years 3-10 Passive Pumping DNAPL Recovery (7.7217-1.8594).....	\$5,129.51
Years 1-10 Liquid Phase Carbon Usage (800lbs/yr x \$2/lbs x10 yrs) (F=7.7217)....	\$15,443.40
Closeout Costs (F=0.6139).....	\$7,673.75
<b>Total Present Worth Cost.....</b>	<b>\$370,815.76</b>

**Assumptions:**

- 10 Years at 5% discount factor
- Design includes work plans, selecting and coordinating subcontractors, locating underground utilities and meetings with agencies
- Develop detailed remedial work plan for Site
- Develop and implement institutional controls and engineering controls
- F= Discount Factor of 5% at the n<sup>th</sup> year of the project
- Conduct long-term groundwater monitoring for 10 years (biannually for 10 wells for years 1-2 annually for 10 wells for years 3-10)
- Develop and submit necessary reports to document work completed
- Liquid Phase Carbon Costs include new Carbon, transport and disposal of spent carbon and oversight
- Present Worth Operational/Maintenance/Annual Costs include a 25% Contingency

TABLE 11

**ANDERSON CLEANERS  
5 HUNT ROAD  
JAMESTOWN, NEW YORK  
BCP # C907027**

**Opinion of Probable Cost - Alternative 2**

Full Excavation of Contaminated Soil with Off-Site Disposal, DNAPL Recovery, Pump Groundwater and Treat with  
Activated Carbon, Long Term Monitoring

Capital/Initial Costs

Design.....	\$95,000.00
DNAPL Removal System .....	\$21,790.00
Groundwater Collection System.....	\$228,750.00
Liquid Phase Carbon System.....	\$35,000.00
Soil Excavation (\$600/ton x 1974 tons).....	\$1,184,400.00
25% Contingency.....	\$391,235.00
<b>Total Capital/Initial Costs.....</b>	<b>\$1,956,175.00</b>

Operational/Maintenance/Annual Costs

Years 1-2 Groundwater Monitoring (\$4800 x 2years).....	\$9,600.00
Years 3-10 Groundwater Monitoring (\$2500 x 8years).....	\$20,000.00
Years 1-2 Passive Pumping DNAPL Recovery (\$1400 x 2 years).....	\$2,800.00
Years 3-10 Passive Pumping DNAPL Recovery (\$700 x 8 years).....	\$5,600.00
Years 1-10 Liquid Phase Carbon Usage (5200lbs/yr x \$2/lbs x10 yrs)	\$104,000.00
25% Contingency.....	\$35,500.00
<b>Total Operational/Maintenance/Annual Costs.....</b>	<b>\$177,500.00</b>

Closeout Costs

Reports.....	\$10,000.00
25% Contingency.....	\$2,500.00
<b>Total Closeout Costs.....</b>	<b>\$12,500.00</b>

Present Worth Costs

Capital/Initial Costs.....	\$1,956,175.00
Years 1-2 Groundwater Monitoring (F=1.8594).....	\$10,710.14
Years 3-10 Groundwater Monitoring (F=7.7217-1.8594).....	\$17,586.90
Years 1-2 Passive Pumping DNAPL Recovery (F=1.8594).....	\$3,123.79
Years 3-10 Passive Pumping DNAPL Recovery (7.7217-1.8594).....	\$4,924.33
Years 1-10 Liquid Phase Carbon Usage (10000lbs/yr x \$2/lbs x10 yrs) (F=7.7217).....	\$185,320.80
Closeout Costs (F=0.6139).....	\$6,139.00
<b>Total Present Worth Cost.....</b>	<b>\$2,183,979.97</b>

Assumptions:

- 10 Years at 5% discount factor
- Design includes work plans, selecting and coordinating subcontractors, locating underground utilities and meetings with agencies
- Develop detailed remedial work plan for Site
- Develop and implement institutional controls and engineering controls
- F= Discount Factor of 5% at the n<sup>th</sup> year of the project
- Conduct long-term groundwater monitoring for 10 years (biannually for 10 wells for years 1-2 annually for 10 wells for years 3-10)
- Develop and submit necessary reports to document work completed
- The source zone excavation cost includes excavation and removal of soils, oversight, backfilling and compacting excavation
- Present Worth Operational/Maintenance/Annual Costs include a 25% Contingency

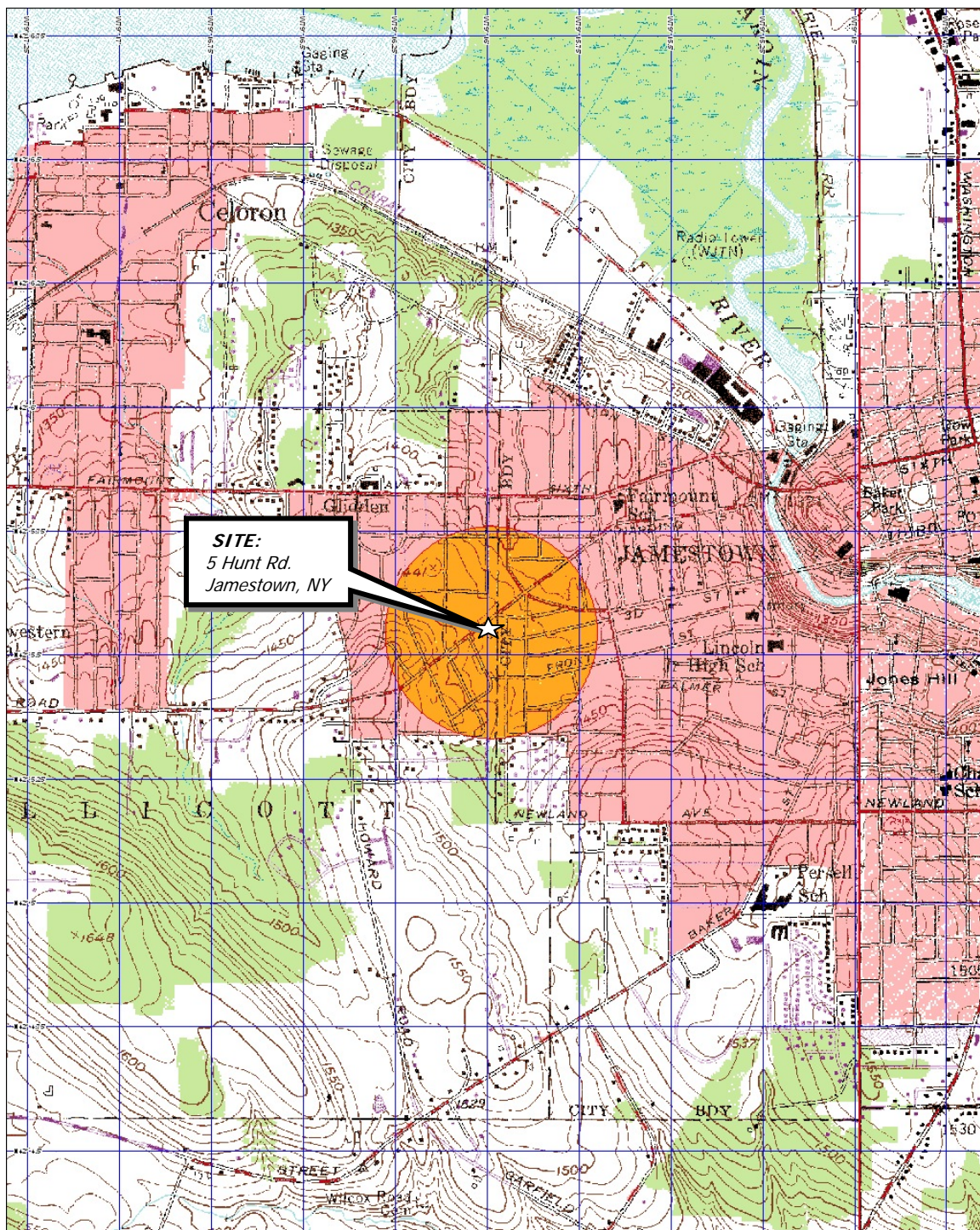
TABLE 12

ANDERSON CLEANERS  
5 HUNT ROAD  
JAMESTOWN, NEW YORK  
BCP # C907027

**Opinion of Probable Cost - Alternative 3**

<b>No Action</b>	
Capital/Initial Costs.....	\$0.00
Operation/Maintenance/Annual Costs.....	\$0.00
Closeout Costs.....	\$0.00
sub-total.....	\$0.00
Contingency at 25%.....	\$0.00
<b>Total Present Worth Cost</b>	<b>\$0.00</b>





3-D TopoQuads Copyright © 1999 DeLorme Yarmouth, ME 04096 Source Data: USGS 550 ft Scale: 1:19,200 Detail: 14:0 Datum: WGS84

Drawing Produced From: 3-D TopoQuads, DeLorme Map Co., referencing USGS quad map Lakewood (NY) 1979 and Jamestown (NY) 1979. Site Lat/Long: N42°05.55'– W79°16.00'

DATE  
**March 2011**

DRAWN BY  
**RJM**

SCALE  
**1" = 2000'**



**DAY ENVIRONMENTAL, INC.**  
ENVIRONMENTAL CONSULTANTS  
ROCHESTER, NEW YORK 14614-1008

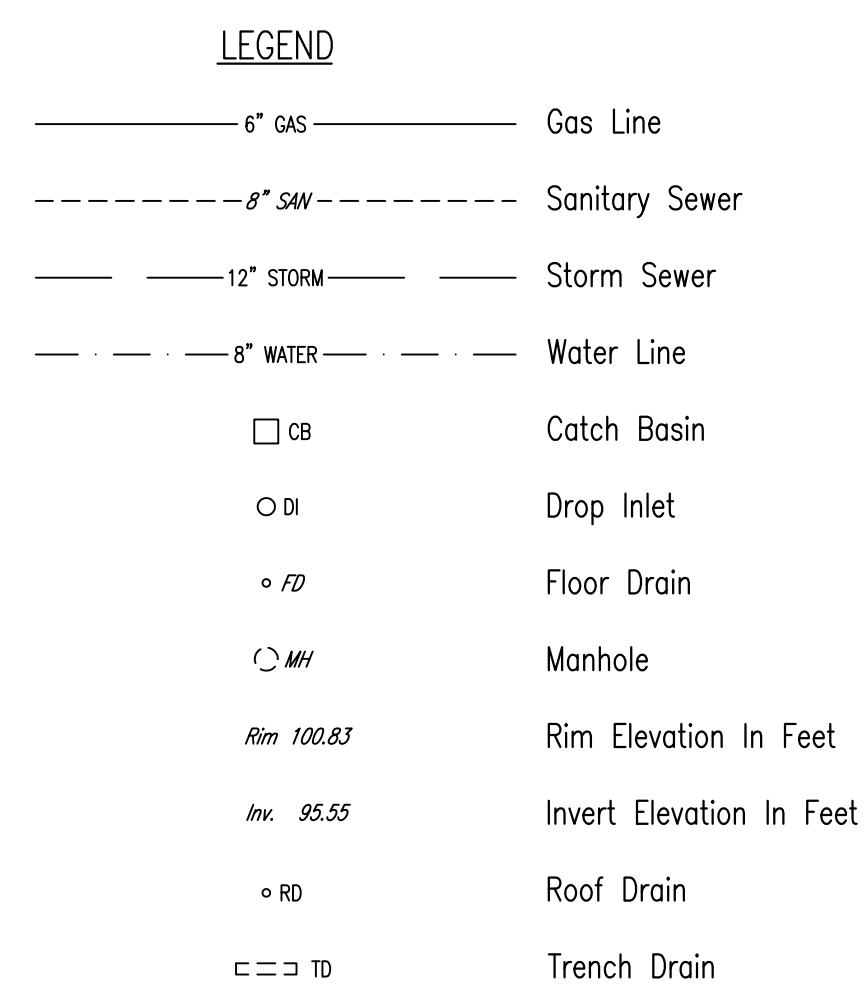
PROJECT TITLE  
**5 HUNT ROAD  
JAMESTOWN, NEW YORK  
REMEDIAL INVESTIGATION  
BCP #C907027**

DRAWING TITLE  
**PROJECT LOCUS MAP**

PROJECT NO.  
**3563S-04**

**FIGURE 1**



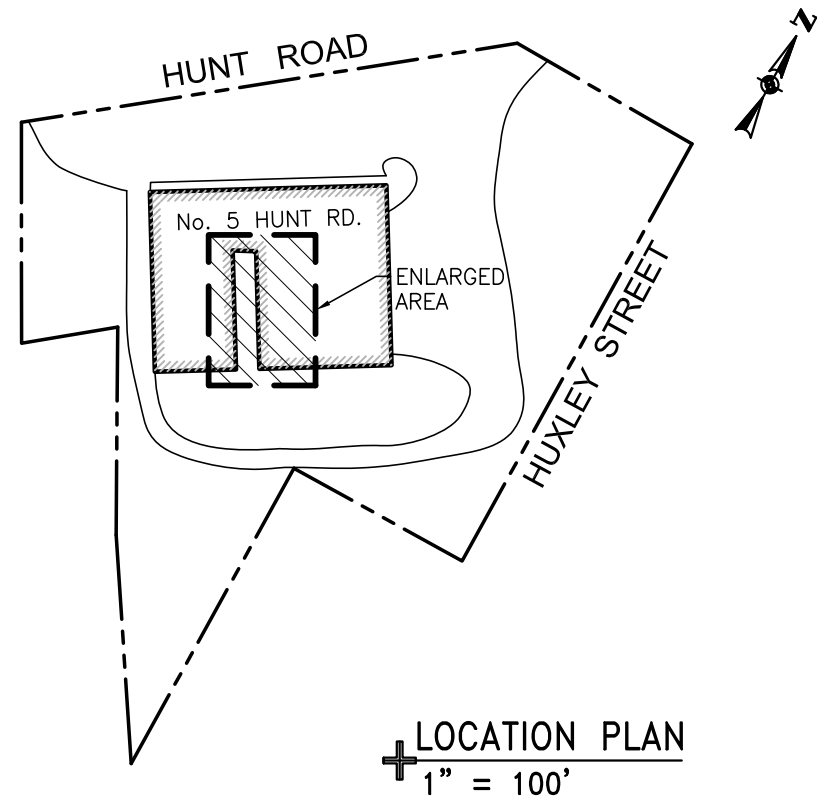
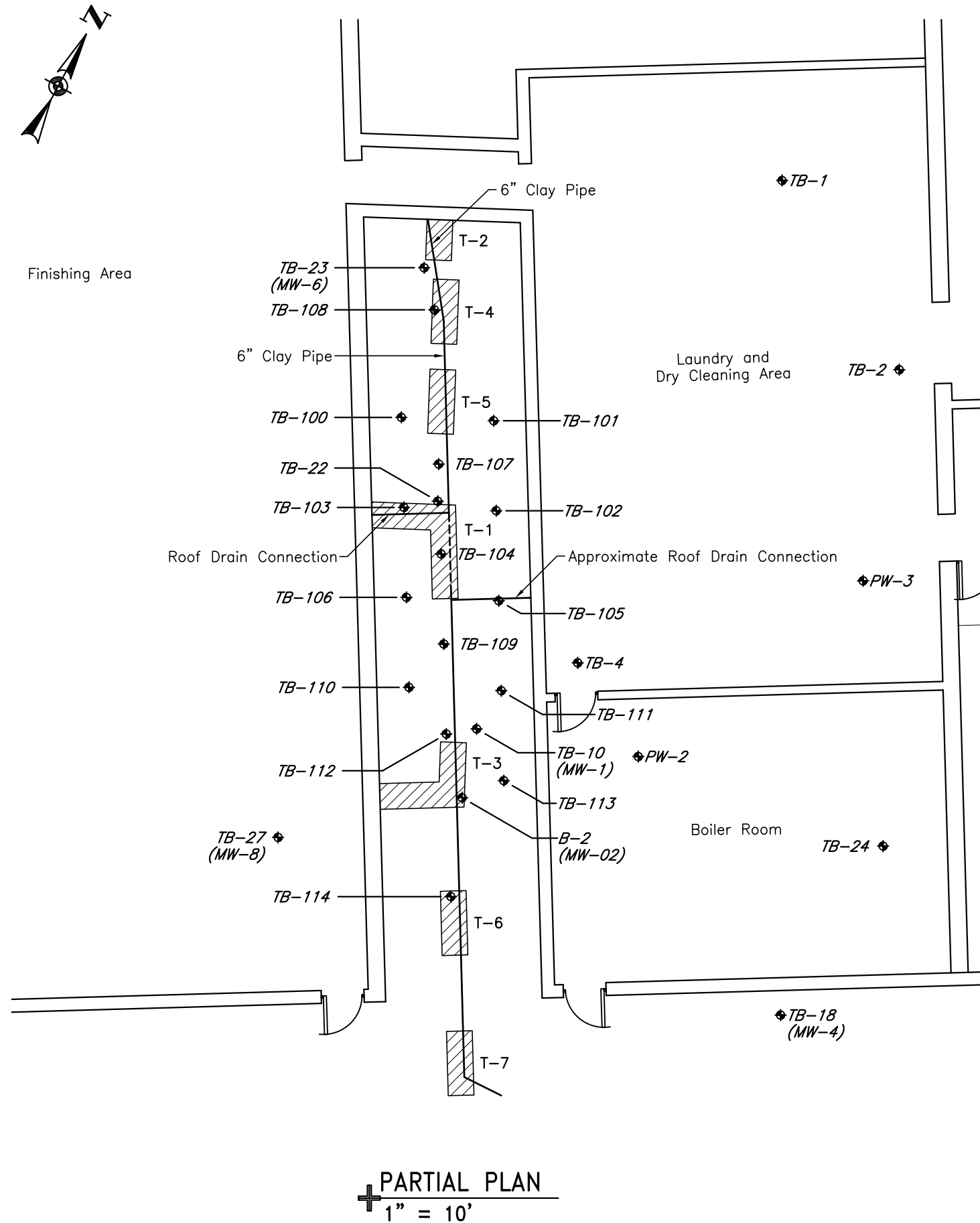


- NOTES:
1. Site Plan produced from drawings by: Habiterra Associates, Thorsell, Kennedy, Casker, Arnone & Hedin P.C., entitled "Addition and Renovations, Anderson Cleaners, Inc.", drawing A-1 Floor Plan dated October 22, 1985 and L-1 Grading Plan, and from notes of a site visit by a representative of Day Environmental, Inc. on August 4, 2003.
  2. Utility locations were obtained in the field by a Trimble GeoXT GPS, from drawings by: Habiterra Associates, Thorsell, Kennedy, Casker, Arnone & Hedin P.C., entitled "Addition and Renovations, Anderson Cleaners, Inc.", drawing A-1 Floor Plan dated October 22, 1985 and L-1 Grading Plan. A 1967 map from Jamestown DPW showing the proposed location of a permanent easement for the purpose of "constructing and maintaining a storm sewer from the existing catch basin on the west side of Huxley Street to the west city line, and from a 1951 DPW storm sewer field book number 438A page 107. Locations should be considered accurate to the degree implied by the method used.
  3. Elevation survey data determined by Michael J. Rodgers, Land Surveyor, P.C. and referenced to an arbitrary site wide datum. Elevations should be considered accurate to the degree implied by the method used.

[illegible]

Xerox432AnsiB-2; 11 x 17  
Ref1:  
Ref2:  
Ref3:

Time Plotted: Tuesday, March 15, 2011 1:38:02 PM  
File Name: U:\McPhee\Drawings\Brownfield\3563\Base-1 Mar 2011.dwg




LEGEND:

- TB-1** Test Boring Advanced During Initial Phase II Environmental Site Assessment
- TB-10 (MW-1)** Test Boring with 1-Inch Diameter Monitoring Well Installed During Initial Phase II Environmental Site Assessment
- TB-100** Test Boring Advanced February 7, 2005 (Designated TB-100 Through TB-114)
- PW-2** 1-Inch Diameter Monitoring Well Installed October 13, 2004
- T-2** Approximate Location of Test Pit/Trench Excavated on October 6, 2004
- Approximate Location of Broken Piping

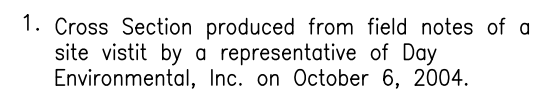
NOTES:

- Site Plan produced from drawings by Habiterra Associates, Thorsell, Kennedy, Casker, Arnone & Hedin. P.C. entitled "Addition and Renovations, Anderson Cleaners, Inc", drawings A-1 Floor Plan dated October 22, 1985 and L-1 Grading Plan and from notes of a site visit by a representative of Day Environmental, Inc. on 08-04-03.
- Test borings and test pits locations determined by tape measurement from existing site structures, and should be considered accurate to the degree implied by the method used.

PROJECT NO.		3563S-04	
PROJECT TITLE		5 HUNT ROAD JAMESTOWN, NEW YORK	
DRAWING TITLE		REMEDIAL INVESTIGATION - BCP #C907027 Partial Plan With Courtyard Evaluation Test Pit And Test Boring Locations	
FIELD VERIFIED BY		CD	
DATE		02-2005	
DRAWN BY		RJM	
DATE DRAWN		08-29-2005	
SCALE		As Noted	
DATE ISSUED		03-2011	



DAY ENVIRONMENTAL, INC.  
ENVIRONMENTAL CONSULTANTS  
ROCHESTER, NEW YORK 14614-1008  
NEW YORK, NEW YORK 10016-0710



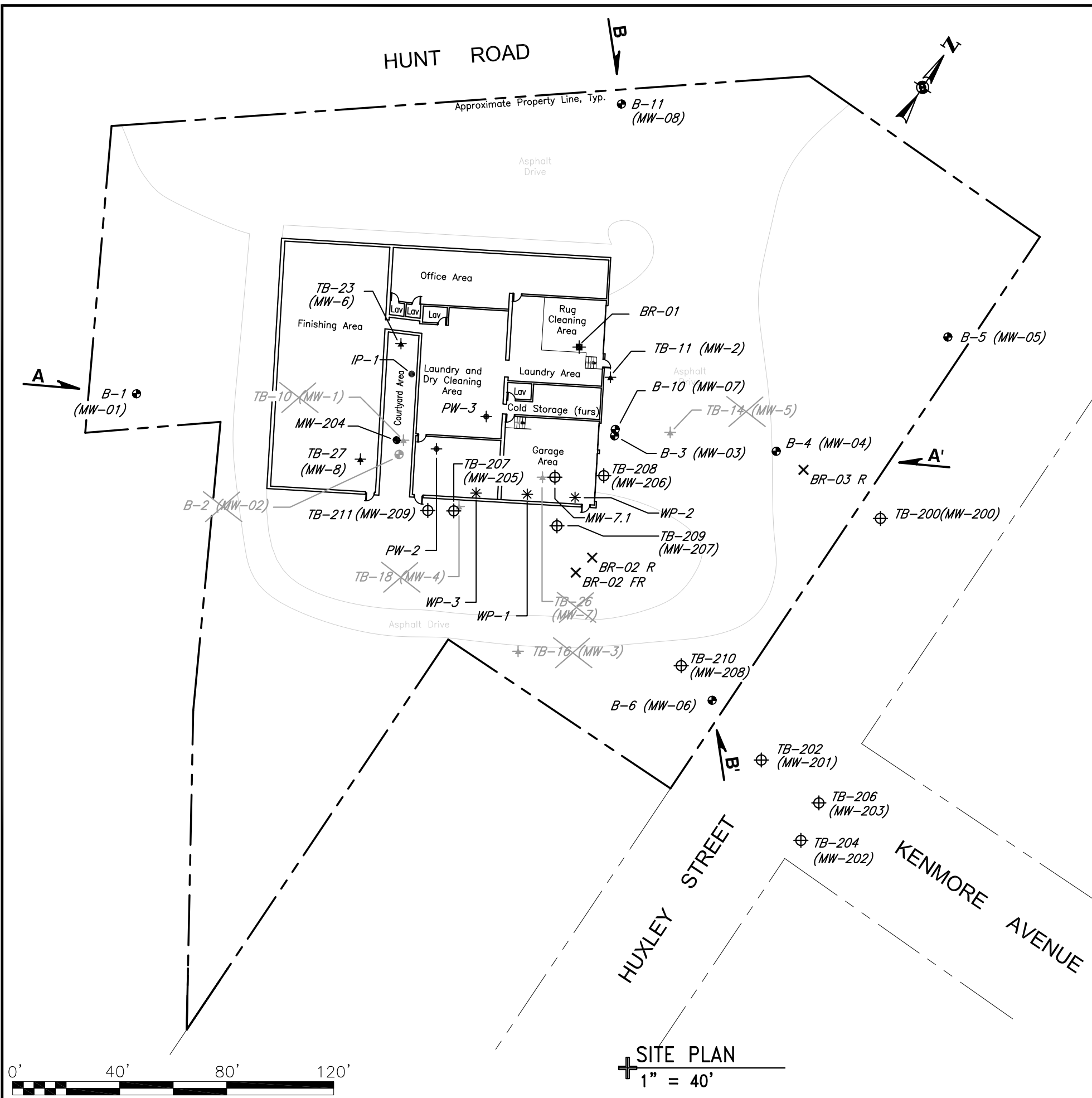
PROJECT NO.  
3563S-04

**FIGURE 4**

Ref1: 3563--6.dwg  
Ref2:  
Ref3:

Xerox432AnsiB-2; 11 x 17  
Layout Name: Layout1  
Pen Setting File: 800psFullcolor.ctb

Time Plotted: Tuesday, March 15, 2011 1:41:26 PM  
File Name: U:\McPhee\Drawings\Brownfield\3563\40 ScaleWellSample Mar-2010.dwg



- LEGEND:**
- **B-1 (MW-01)** Test Boring/Groundwater Monitoring Well completed between May 2, 2005 and May 6, 2005 and on May 23, 2005
  - ★ **TB-11 (MW-2)** Test Boring / Groundwater Monitoring Well installed during initial Phase II Environmental Site Assessment
  - ★ **PW-2** Test Boring/Groundwater Monitoring Well completed on October 13, 2004
  - ⊕ **TB-200 (MW-200)** Test Boring/Groundwater Monitoring Well completed on April 6, 2006, June 17, 2006 and December 27-28, 2006
  - \* **WP-3** Hand Driven Well Point Installed July/August 2007
  - **MW-204** Groundwater Monitoring well completed on July 5, 2006
  - ★ **BR-01** Existing Bedrock Well
  - ★ ~~**TB-16 (MW-3)**~~ Groundwater Monitoring Well Removed/Decommissioned
  - ✕ **BR-02 FR** Groundwater Monitoring Well Installed In Fractured Rock November 12-18, 2009
  - ✕ **BR-02 R** Groundwater Monitoring Well Installed In Competent Rock November 12-18, 2009
  - B B'** Approximate Location of Geologic Cross Section

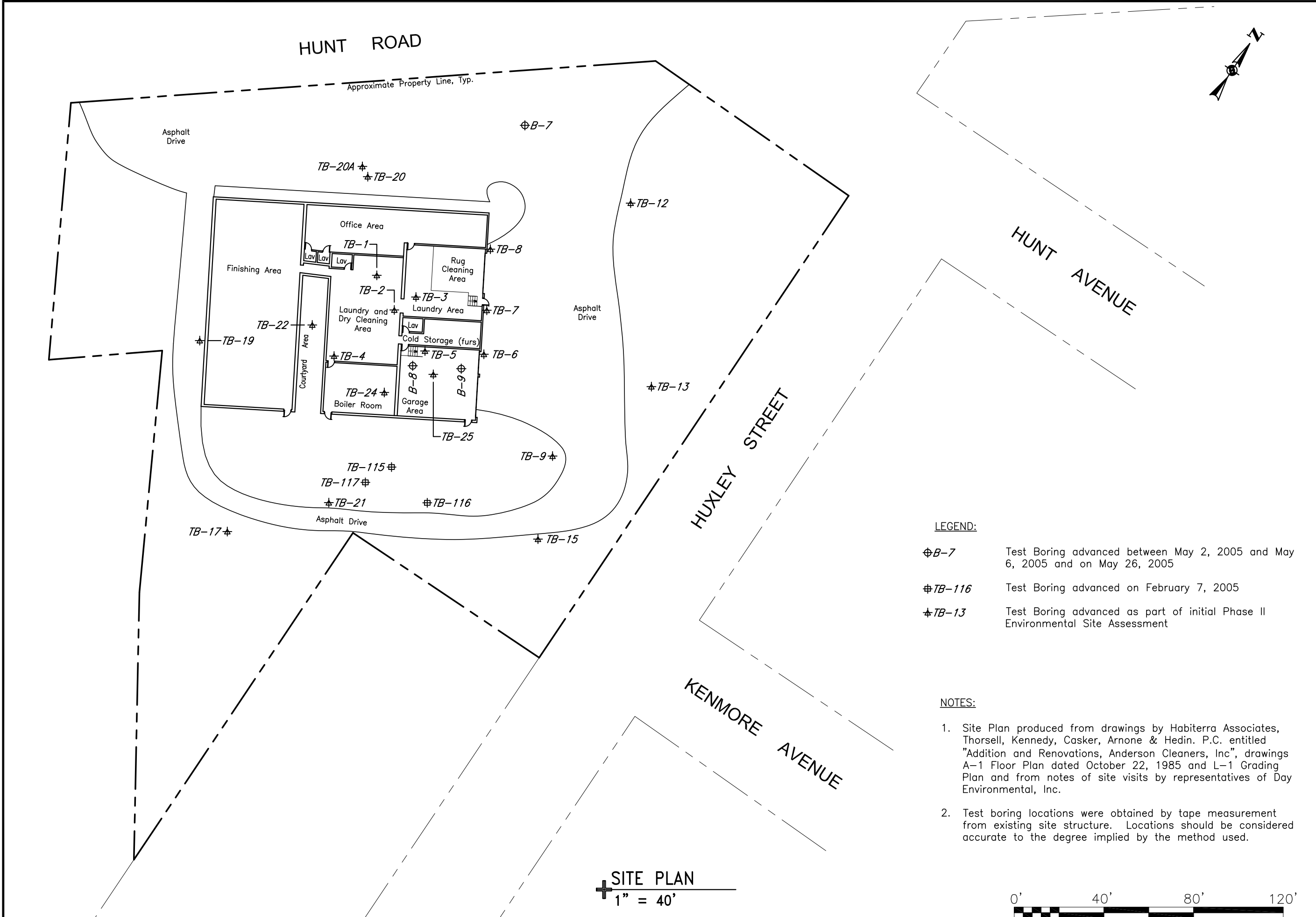
- NOTES:**
1. Site Plan produced from drawings by Habiterria Associates, Thorsell, Kennedy, Casker, Arnone & Hedin. P.C. entitled "Addition and Renovations, Anderson Cleaners, Inc", drawings A-1 Floor Plan dated October 22, 1985 and L-1 Grading Plan and from notes of site visits by representatives of Day Environmental, Inc.
  2. Well locations MW-01, MW-02, MW-03, MW-04, MW-05, MW-06, MW-07 and MW-08 were obtained in the field by a Trimble GeoXT GPS. Other well and test boring locations were obtained by tape measurement from existing site structure. Locations should be considered accurate to the degree implied by the method used.

PROJECT TITLE <b>5 HUNT ROAD JAMESTOWN, NEW YORK</b>		PROJECT NO. <b>3563S-04</b>
DRAWING TITLE <b>REMEDIAL INVESTIGATION - BCP #C907027</b>		<b>FIGURE 5</b>
PROJECT MANAGER <b>RLK</b>		DATE <b>03-2011</b>
DRAWN BY <b>RJM</b>		DATE DRAWN <b>03-2011</b>
SCALE <b>As Noted</b>		DATE ISSUED <b>03-2011</b>



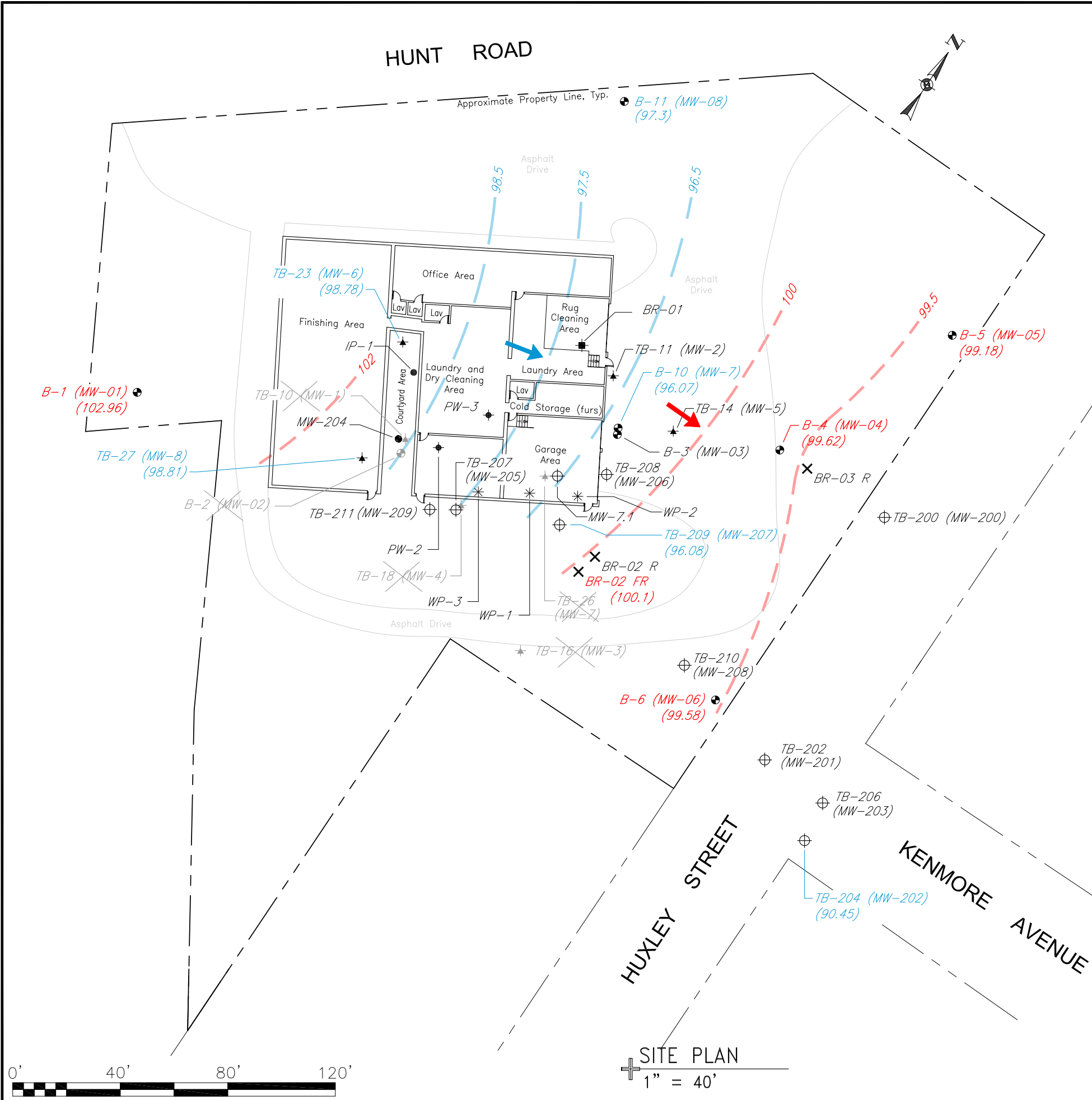
Xerox432AnsiB-2; 11 x 17  
Layout Name: Layout3  
Pen Setting File: 800psFullcolor.ctb

Time Plotted: Tuesday, March 15, 2011 1:42:25 PM  
File Name: U:\McPhee\Drawings\Brownfield\3563\40 ScaleBCP Mar-2011.dwg



<div>PROJECT TITLE <b>5 HUNT ROAD JAMESTOWN, NEW YORK</b></div> <div>PROJECT NO. <b>3563S-04</b></div> <div><b>FIGURE 5A</b></div>		<div>PROJECT MANAGER <b>RLK</b></div> <div>DATE <b>03-2011</b></div>	
<div>REMEDIAL INVESTIGATION - BCP #C907027</div> <div>DRAWING TITLE <b>Site Plan Wlth Test Boring Locations</b></div>		<div>DRAWN BY <b>RJM</b></div> <div>DATE DRAWN <b>03-2011</b></div>	<div>SCALE <b>As Noted</b></div> <div>DATE ISSUED <b>03-2011</b></div>

Time Plotted: Tuesday, March 15, 2011 2:04:35 PM  
File Name: U:\McPhee\Drawings\Brownfield\3563\40 Scale GW Contours May-2010.dwg  
Xerox432AnsiB-2; 11 x 17  
Layout Name: Layout2  
Pen Setting File: Conifer.ctb  
Ref1: 3563-6.dwg  
Ref2:  
Ref3:



#### LEGEND:

- B-1 (MW-01) Test Boring/Groundwater Monitoring Well completed between May 2, 2005 and May 6, 2005 and on May 23, 2005
- ★ TB-11 (MW-2) Test Boring / Groundwater Monitoring Well installed during initial Phase II Environmental Site Assessment
- ◆ PW-2 Test Boring/Groundwater Monitoring Well completed on October 13, 2004
- ⊕ TB-200 (MW-200) Test Boring/Groundwater Monitoring Well completed on April 6, 2006, June 17, 2006 and December 27-28, 2006
- \* WP-3 Hand Driven Well Point Installed July/August 2007
- MW-204 Groundwater Monitoring well completed on July 5, 2006
- BR-01 Existing Bedrock Well
- ★ TB-16 (MW-3) Groundwater Monitoring Well Removed/Decommissioned
- ✕ BR-02 FR Groundwater Monitoring Well Installed In Fractured Rock November 12-18, 2009
- ✕ BR-02 R Groundwater Monitoring Well Installed In Competent Rock November 12-18, 2009
- Groundwater Contour Top Of Rock Zone Using Data Collected In Highlighted Monitoring Wells
- Groundwater Contour Top Of Till/Overburden Zone Using Data Collected In Highlighted Monitoring Wells
- Apparent Groundwater Flow Direction

#### NOTES:

- Site Plan produced from drawings by Habiterra Associates, Thorsell, Kennedy, Casker, Arnone & Hedin. P.C. entitled "Addition and Renovations, Anderson Cleaners, Inc", drawings A-1 Floor Plan dated October 22, 1985 and L-1 Grading Plan and from notes of site visits by representatives of Day Environmental, Inc.
- Well locations MW-01, MW-02, MW-03, MW-04, MW-05, MW-06, MW-07 and MW-08 were obtained in the field by a Trimble GeoXT GPS. Other well and test boring locations were obtained by tape measurement from existing site structure. Locations should be considered accurate to the degree implied by the method used.


PROJECT TITLE <b>5 HUNT ROAD JAMESTOWN, NEW YORK</b>	PROJECT MANAGER <b>RLK</b>	DATE <b>5-5-2010</b>
	DRAWN BY <b>RJM</b>	DATE DRAWN <b>6-23-2010</b>
DRAWING TITLE <b>REMEDIAL INVESTIGATION - BCP #C907027</b>	SCALE <b>As Noted</b>	DATE ISSUED <b>03-2011</b>
	Groundwater Contour Maps: May 5, 2010	

**DAY ENVIRONMENTAL, INC.**  
ENVIRONMENTAL CONSULTANTS  
ROCHESTER, NEW YORK 14614-1008  
NEW YORK, NEW YORK 10016-0710

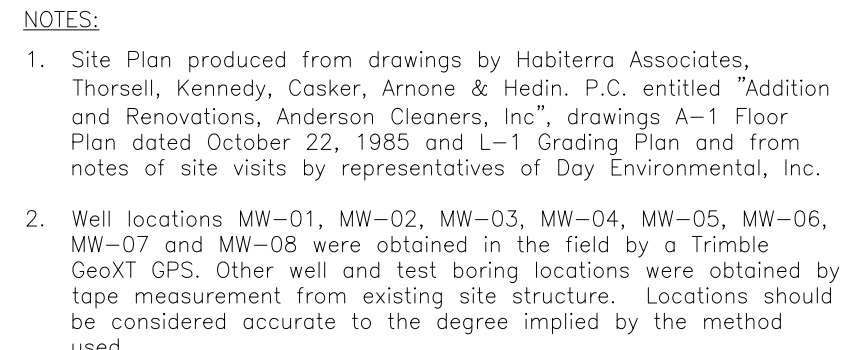
**FIGURE 6**







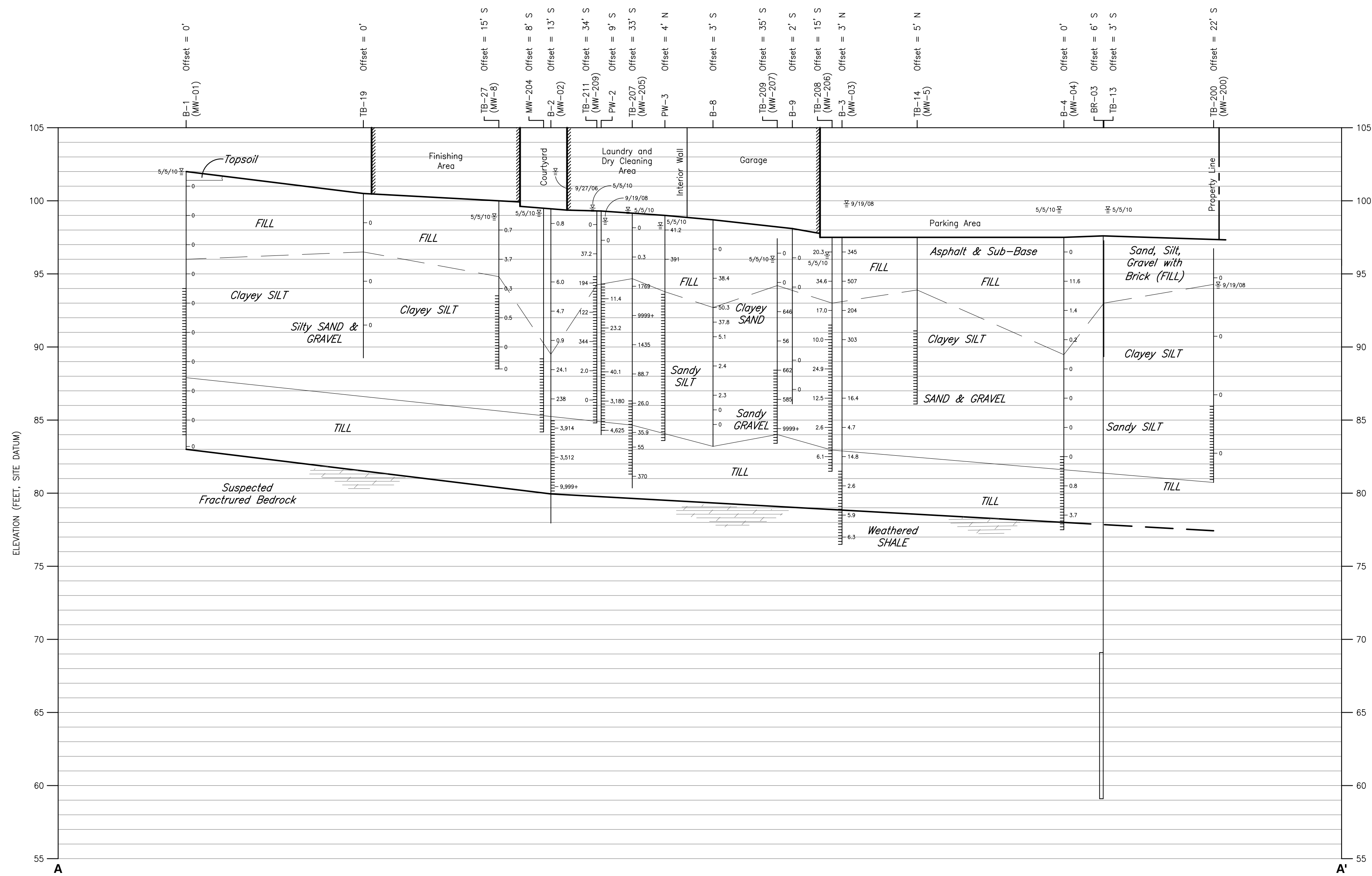




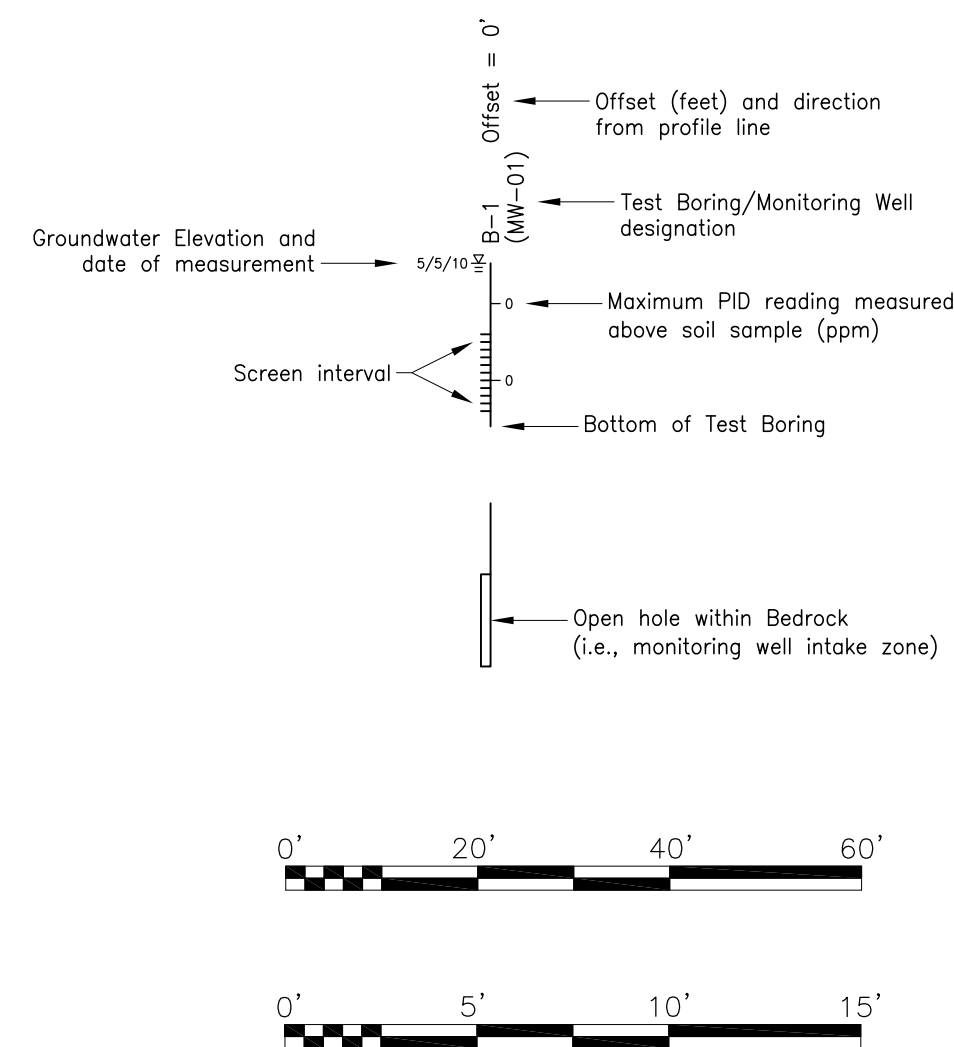
<div> <div> <div>PROJECT TITLE</div> <div>5 HUNT ROAD JAMESTOWN, NEW YORK</div> </div> <div> <div>DRAWING TITLE</div> <div> <div>REMEDIAL INVESTIGATION - BCP #C907027</div> <div>Presumed Extent Of Total VOC Impact: Groundwater</div> </div> </div> </div>		<div> <div> <div>PROJECT MANAGER</div> <div>RLK</div> </div> <div> <div>DRAWN BY</div> <div>RJM</div> </div> <div> <div>SCALE</div> <div>As Noted</div> </div> </div>	
<div> <div> <div>PROJECT NO.</div> <div>3563S-04</div> </div> <div> <div>FIGURE 7B</div> </div> </div>		<div> <div> <div>DATE</div> <div>07-08-2011</div> </div> <div> <div>DATE DRAWN</div> <div>07-08-2011</div> </div> <div> <div>DATE ISSUED</div> <div>07-11-2011</div> </div> </div>	

REF6:  
REF7:  
REF8:  
REF9:  
REF10:

File Name: U:\McPhee\Drawings\Brownfield\3563\3563 Sections June-2010.dwg  
Layout Name: Layout3  
Time Plotted: Tuesday, March 15, 2011 1:48:17 PM  
Pen Setting File: 800psFullcolor.ctb

ANSI "D" (22x34)  
DayEnv\_AnsiD

**GEOLOGIC CROSS-SECTION A-A'**  
 1" = 20' Horizontal  
 1" = 5' Vertical



PROJECT MANAGER	DATE
RLK	6-2010
DRAWN BY	DATE DRAWN
RJM	6-11-2010
CHECKED BY	DATE
CAH	6-22-2010
APPROVED BY	DATE
RLK	6-24-2010
SCALE	DATE ISSUED
As Noted	03-2011

DAY ENVIRONMENTAL, INC.

7			
6			
5			
4			
3			
2			
1			
REVISIONS			DATE BY

**day**  
DAY ENVIRONMENTAL, INC.  
ENVIRONMENTAL CONSULTANTS  
ROCHESTER, NEW YORK 14614-1008  
NEW YORK, NEW YORK 10016-0710

PROJECT TITLE  
5 HUNT ROAD  
JAMESTOWN, NEW YORK  
REMEDIAL INVESTIGATION - BCP #C907027

Cross-Section A-A'

PROJECT NO.  
**3563S-04**

FIGURE 10C

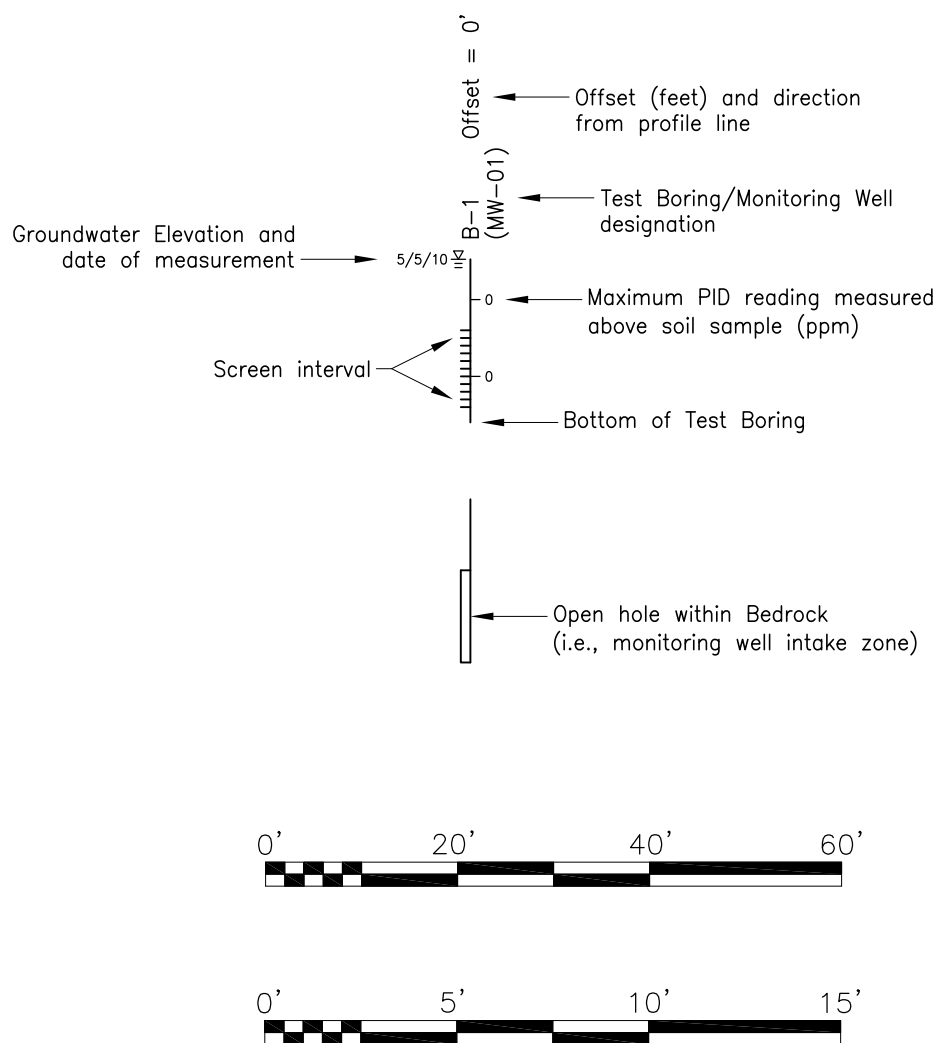
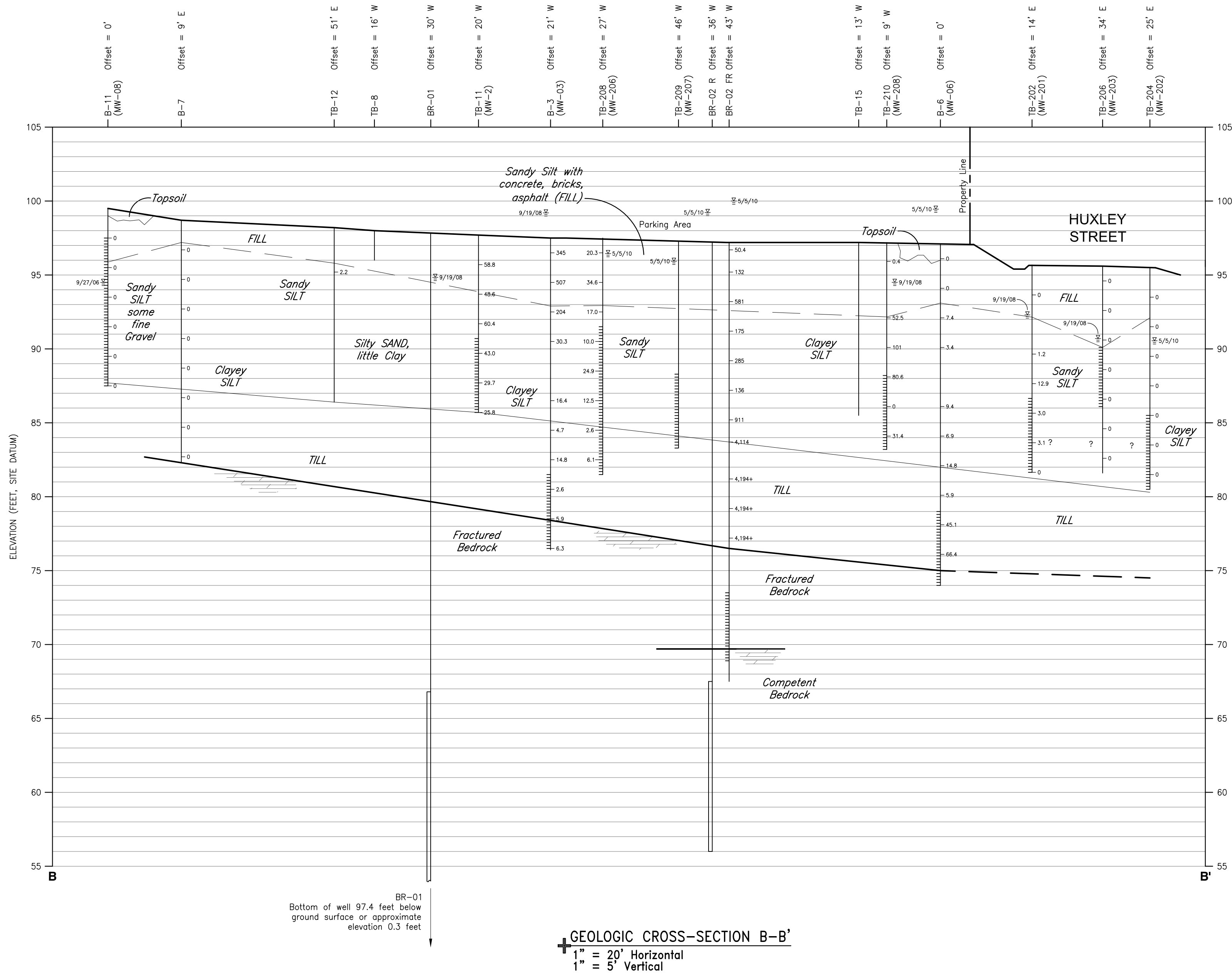
### Figure 8

Reference Files Attached:

REF1: CrossSect\_BB-June-2010  
REF2: CrossSect\_BB-June-2010  
REF3: CrossSect\_BB-June-2010  
REF4: CrossSect\_BB-June-2010  
REF5: CrossSect\_BB-June-2010

File Name: U:\McPhee\Drawings\Brownfield\3563\3563 Sections June-2010.dwg  
Layout Name: Layout4  
Time Plotted: Tuesday, March 15, 2011 1:49:11 PM  
Pen Setting: Pen: 800p/ducolor.ctb

ANSI "D" (22x34)  
DayEnv\_AnsiD



PROJECT MANAGER	DATE
RLK	6-2010
DRAWN BY	DATE DRAWN
RJM	6-11-2010
CHECKED BY	DATE
CAH	6-22-2010
APPROVED BY	DATE
RLK	6-24-2010
SCALE	DATE REVISED
As Noted	03-2011

DAY ENVIRONMENTAL, INC.  
DRAWING ALTERATION  
THIS DRAWING IS THE PROPERTY OF DAY ENVIRONMENTAL, INC.  
UNAUTHORIZED REPRODUCTION OR DISSEMINATION IS PROHIBITED.

NO.	REVISIONS	DATE	BY
7			
6			
5			
4			
3			
2			
1			


day  
DAY ENVIRONMENTAL, INC.  
ENVIRONMENTAL CONSULTANTS  
ROCHESTER, NEW YORK 14614-1008  
NEW YORK, NEW YORK 10019-0710

PROJECT TITLE  
5 HUNT ROAD  
JAMESTOWN, NEW YORK

DRAWING TITLE  
REMEDIAL INVESTIGATION - BCP #C907027

PROJECT NO.  
3563S-04

FIGURE NO.  
Figure 9



## **Appendix A**

### Previous Studies

## PHASE I ENVIRONMENTAL SITE ASSESSMENT REPORT

---

### CLIENT

**PREPARED FOR:** Anderson Cleaners  
5 Hunt Road  
Jamestown, New York

**CLIENT CONTACT:** Mr. Michael Lyons  
(716) 665-2473

THIS REPORT HAS BEEN PREPARED FOR EXCLUSIVE USE BY ANDERSON CLEANERS, FOR USE ON ITS BEHALF. THE FINDINGS AND RECOMMENDATIONS HEREIN MAY BE RELIED UPON ONLY BY ANDERSON CLEANERS. USE OF OR RELIANCE UPON THIS REPORT, ITS FINDINGS AND RECOMMENDATIONS, BY ANY OTHER PERSONS OR FIRM IS PROHIBITED WITHOUT THE PRIOR WRITTEN PERMISSION OF DAY ENVIRONMENTAL, INC.

---

### PROPERTY INFORMATION

**ADDRESS:** 5 Hunt Road, vacant land on Hunt Road, and  
vacant land on Huxley Street

**MUNICIPALITY:** Town of Ellicott and City of Jamestown

**COUNTY/STATE:** Chautauqua County, New York

**TAX ACCOUNT #:** 32-1-1, 32-1-11, 504-1-1, 504-1-2, and 504-1-3

**PARCEL SIZE:** Approximately 2.44 acres

**IMPROVEMENTS:** An approximate 11,400-square foot, one-story  
building. Brick and block construction.  
Dates of construction: southwest (finishing) portion:  
1930's; south-central (dry cleaning) portion: 1947;  
northern (office) portion and eastern (garages)  
portion: 1985

**CURRENT USE:** Dry cleaning plant and retail

**CURRENT OWNER:** Mr. Michael Lyons

**PAST USE:** Towel factory

**SITE CONTACT:** Mr. Michael Lyons  
(716) 665-2473

**SITE LOCATION MAP:** Attached in Appendix A

---

### SUMMARY OF ENVIRONMENTAL CONCERNS

**ENVIRONMENTAL CONCERNS:** (X) Environmental Concern(s) Identified  
( ) Environmental Concern(s) Not Identified

**FURTHER INVESTIGATION(S):** (X) Further Investigation(s) Recommended  
( ) Further Investigation(s) Not Recommended

---



## ASSESSMENT SUMMARY

### Notes:

1. An abstract of title was not provided to assist in determining prior property ownership and uses. Investigation of property history, and requesting environmental agency information concerning prior owners, are important elements of a Phase I Environmental Site Assessment (Phase I ESA). The conclusions in this report are subject to any state of facts which review of an abstract of title might show, directly or indirectly (refer to Section 1.1).
2. It was reported that a fire occurred on the assessed property in 1985, and that the fire destroyed an office building and a garage on the assessed property. It was also reported that the fire did not directly affect the dry cleaning plant (south-central) portion of the assessed property, although the dry cleaning plant did suffer heat damage (refer to Sections 4.1 and 4.3). Since the fire did not directly affect the dry cleaning portion of the assessed property, investigation on the assessed property regarding the fire does not appear warranted at this time.

### ENVIRONMENTAL STATUS OF PROPERTY:

Based on the investigations performed, further inquiry is needed to appropriately assess the environmental status of the assessed property. Listed below are the environmental concerns and recommended actions that have been identified:

1. **Former Underground Storage Tanks:** It was reported that underground storage tanks (USTs) that were used to contain stoddard solvent were formerly located on the assessed property. It was reported that the USTs were installed in 1947 in a location that is currently underneath the southernmost garage of the assessed building. It was also reported that the tanks were removed some time between 1978 and 1985 (refer to Sections 4.1, 4.2, and 4.4).

**Recommendations:** It is recommended that a cursory subsurface study be conducted in the suspected former tank location area to evaluate the potential existence of contamination resulting from the past presence of USTs. If evidence of contamination is encountered in the soil and/or groundwater, further studies and/or remediation of soil and/or groundwater may be warranted.

2. **Historical Use/Historical Practices/Former Floor Drain:** It was reported that the assessed property has been used as a dry cleaning operation since 1947 (refer to Section 4.4). It was also reported that waste oil may have been used for dust suppression on areas of the assessed property (refer to Sections 4.1 and 4.4). Also, it was reported that at one time a floor drain was located in the dry cleaning area of the assessed property, and that this floor drain has been capped off (refer to Section 4.2). The discharge location of this former floor drain is unknown. (Note, if leaks or spills of dry cleaning solvents, petroleum products, hazardous materials, or other such materials were discharged into the floor drain, and the floor drain was not connected to the sanitary sewer (or if the integrity of these systems is poor), the potential exists for contamination of the environment).

## ASSESSMENT SUMMARY (Cont.)

**Recommendations:** It is recommended that cursory subsurface studies be performed in areas historically used for storage or use of dry cleaning solvents and chemicals, in suspected waste oil application areas, and in the former floor drain area to evaluate the potential existence of contamination resulting from past discharges. If evidence of contamination is encountered in the soil and/or groundwater during these studies, further studies and/or remediation may be warranted.

3. **Suspect Asbestos-Containing Material (SACM):** Suspect asbestos-containing material (SACM) that was observed to be in damaged and/or friable condition is identified as follows (refer to Section 3.5):

- Approximately 50 linear feet of pipe wrap insulation with nicks, gouges, and exposed ends on steam piping in the finishing area of the assessed building.

**Recommendations:** Since the amount of damaged and/or friable SACM is minor, it is recommended that it be assumed that the SACM contains asbestos, and that the material be removed and disposed of by a licensed and accredited asbestos-abatement contractor in accordance with current applicable state and federal regulations.

No other environmental concerns have been identified.

### OPERATIONAL CONCERN AND RECOMMENDATIONS:

Although beyond the scope of the routine environmental site assessment, the operational concern listed below has been identified. This operational concern is not considered to be a liability which should normally impact real estate or mortgage loan transactions. Rather, this concern is listed for informational purposes, and it is recommended that it be addressed for compliance with existing regulations and/or to minimize the potential for future environmental liabilities. Since identification of operational concerns is incidental to the purpose of this assessment, correction of this item may not necessarily result in full compliance with all applicable environmental regulations.

1. **Spillage of perchloroethylene:** A spill of perchloroethylene was observed near the southernmost dry cleaning machine in the dry cleaning area of the assessed building. This spill appeared to be the result of leakage from the dry cleaning machine (refer to Section 3.3).

**Recommendations:** It is recommended that this area of spillage be cleaned up and disposed of in accordance with applicable regulations. It is also recommended that the dry cleaning machine be checked for leaks and repaired if necessary.



## **1.0 TITLE AND HISTORICAL DATA**

- 1.1 ABSTRACT OF TITLE:** See Footnote (1.1)
- 1.2 AERIAL PHOTOGRAPHS:** Chautauqua County Soil Conservation Service  
Photograph Dates: 1938, 1956, 1966, 1977, and 1990  
See Footnote (1.2)
- 1.3 TOPOGRAPHIC MAP:** Lakewood Quadrangle (map date 1954, photorevised 1979)
- 1.4 ATLAS OF CHAUTUQUA:** Fenton History Center  
Map Date: 1881  
See Footnote (1.4)
- 1.5 DIRECTORIES:** Fenton History Center  
Directory Dates: 1946, 1950, 1957-58, 1967, 1977, 1985, and 1991  
See Footnote (1.5)
- 1.6 FLOOR PLANS:** Plan Date: 10/24/85  
See Footnote (1.6)
- 1.7 SURVEY MAP:** Map Date: 5/12/75  
Attached in Appendix A
- 

PERTINENT INFORMATION, REFERENCED TO ITS SOURCE, IS SUMMARIZED BELOW:

- (1.1) An abstract of title was not provided to assist in determining prior property ownership and uses. Investigation of property history, and requesting environmental agency information concerning prior owners, are important elements of a Phase I ESA. The conclusions in this report are subject to any state of facts which review of an abstract of title might show, directly or indirectly.
- (1.2) A review of the aerial photographs (listed above) did not identify environmental concerns on the assessed property. In the 1938 photograph, one building with two large sections and one smaller section appeared to be located on the assessed property. In the 1956 through 1977 photographs, one building with three large sections and one smaller section, in a different configuration than the 1938 photograph, appeared to be located on the assessed property. In 1990 photograph, one building in a different configuration, with what appeared to be four sections, appeared to be located on the assessed property.
- (1.4) A review of the 1881 Atlas of Chautauqua indicated that the portion of the assessed property located in the Town of Ellicott (i.e., the portion of the assessed property currently containing the building) appeared to be part of a 42-acre parcel of land identified as being owned by Mrs. Bratt. The portion of the assessed property located in the City of Jamestown (i.e., the portion of the assessed property that is currently vacant) appeared to be part of a 25-acre parcel of property identified as being owned by E. & F. Hunt. No structures appeared to be located on the assessed property.
-

## 1.0 TITLE AND HISTORICAL DATA (Cont.)

- (1.5) A review of Polk street directories indicated the following occupants of the assessed property:
- 1946: Anderson Cleaning Works
  - 1950: Anderson Cleaners
  - 1957-58: Anderson Cleaners, Anderson Specialty Manufacturing Company (clothing cleaning equipment)
  - 1967: Anderson Cleaners, Anderson Specialty Manufacturing Company (cleaning equipment), Jamestown Armored Car Service, Inc.
  - 1977: Anderson Cleaners, Jamestown Armored Car Service, Inc.
  - 1985: Anderson Cleaners, Jamestown Armored Car Service, Inc.
  - 1991: Anderson Cleaners, Jamestown Armored Car Service, Inc., Lutheran Brotherhood, Lyons Den (men's clothing-retail)
- (1.6) A review of plans dated 10/24/85 indicated that one floor drain is located in each of the two garages on the assessed property, and that one floor drain is located in the bathroom located between the two garages on the assessed property. The plans also indicated that the floor drains discharge to the sanitary sewer system. The plans indicated that the building discharges to the City of Jamestown sanitary sewer system, and that the abandoned sanitary sewer line which previously discharged to the Town of Ellicott sanitary sewer system (and subsequently connected to the City of Jamestown sanitary sewer system) was capped.

## **2.0 PUBLIC INFORMATION/AGENCIES**

- 2.1 NYSDEC FOIL:** Michael Lyons, Anderson Cleaners, Jamestown Armored Car Service, Inc., Lutheran Brotherhood, Lyons Den, Anderson Specialty Manufacturing Co., Burton Anderson, Sydney Anderson: 5 Hunt Road, vacant land on Hunt Road and Huxley Street, Town of Ellicott and City of Jamestown, New York.  
Date of Request: 3/24/99  
Date of Response: 4/26/99  
See Footnote (2.1)
- 2.2 CHAUTAUQUA COUNTY:** Department of Health  
Mr. Steve Johnson, P.E.  
(716) 753-4481  
Freedom of Information Law Request Submitted: 3/15/99  
Response Received: 3/26/99  
See Footnote (2.2)
- 2.3 TOWN OF ELLICOTT:** Mr. Bill Davies, Building Inspector  
(716) 665-5317  
Date of Contact: 3/19/99  
See Footnote (2.3)
- Assessor's Office  
(716) 665-5317  
Date of Contact: 3/18/99
- 2.4 VILLAGE OF CELORON** Mr. Scott Bailey, Fire Chief  
(716) 483-6890  
Date of Contact: 3/19/99  
See Footnote (2.4)
- 2.5 CITY OF JAMESTOWN** Assessor's Office  
(716) 483-7510  
Date of Contact: 3/18/99
- 2.6 SOLID AND/OR INACTIVE HAZARDOUS WASTE SITE DATABASES:**
- 2.6.1 NYSDEC:** Records Date: 1/99
- Assessed Property:** Not Listed.  
**1-Mile Radius:** None Listed.
- 2.6.2 NPL:** Records Date: 1/98
- Assessed Property:** Not Listed.  
**1-Mile Radius:** None Listed.

## **2.0 PUBLIC INFORMATION/AGENCIES (Cont.)**

**2.6.3 CERCLIS:** Records Date: 4/98

**Assessed Property:** Not Listed.  
**0.5-Mile Radius:** None Listed.

**2.6.4 NYS FACILITY REGISTER:** Records Date: 6/98

**Assessed Property:** Not Listed.  
**0.5-Mile Radius:** None Listed.

**2.6.5 NYSDEC HAZARDOUS SUBSTANCE WASTE DISPOSAL SITES:** Records Date: 12/98

**Assessed Property:** Not Listed.  
**1-Mile Radius:** None Listed.

## **2.7 TANK REGISTRATION RECORDS:**

**2.7.1 NYSDEC PBS:** Records Date: 12/98

**Assessed Property:** Not Listed.  
**Adjoining Property:** None Listed.

**2.8 NYSDEC SPILLS/LUST:** Records Date: 12/98

**Assessed Property:** Not Listed.  
**0.5-Mile Radius:** Listed. See Footnote (2.8)

## **2.9 OTHER GOVERNMENTAL RECORDS:**

**2.9.1 RCRA TSD FACILITIES:** Records Date: 4/97

**Assessed Property:** Not Listed.  
**1-Mile Radius:** None Listed.

**2.9.2 RCRA GENERATORS:** Records Date: 4/97

**Assessed Property:** Listed. See Footnote (2.9.2)  
**Adjoining Property:** None Listed.

**2.9.3 ERNS List:** Records Date: 2/98

**Assessed Property:** Not Listed.

## 2.0 PUBLIC INFORMATION/AGENCIES (Cont.)

---

PERTINENT INFORMATION, REFERENCED TO ITS SOURCE, IS SUMMARIZED BELOW.

- (2.1) A Freedom of Information Law (FOIL) request was submitted to the New York State Department of Environmental Conservation (NYSDEC) for the assessed property. The response indicated that the NYSDEC has no files in relation to the assessed property.
- (2.2) A Freedom of Information Law (FOIL) request was submitted to the Chautauqua County Department of Health (CCDOH) for the assessed property. The response indicated that the CCDOH has no files in relation to the assessed property.
- (2.3) Mr. Davies, Town of Ellicott Building Inspector, indicated that he has no knowledge of environmental problems or fill at the assessed property. Mr. Davies indicated that the assessed property is serviced by the public water and public sewer systems.
- (2.4) Mr. Bailey, Village of Celoron Fire Chief, indicated that he has no knowledge of spills, storage tanks, or environmental problems at the assessed property.
- (2.8) A review of the NYSDEC spills database identified up to six closed spills within a 0.5-mile radius of the assessed property. A spill listed as closed normally indicates that investigations and/or remediation at the spill site have been completed.

One active spill was also identified within a 0.5-mile radius of the assessed property. The active spill site was listed as located approximately 0.5-miles east of the assessed property. The distance and location of this active spill site from the assessed property suggest no environmental impact upon the assessed property.

- (2.9.2) The assessed facility has received a USEPA identification number (Code #NYD012774063). This listing indicates that hazardous waste is generated on the assessed property (i.e., perchloroethylene sludge, dry cleaning filter cartridges, etc).

### **3.0 SITE OBSERVATIONS**

**Date Of Site Visit:** 3/17/99 and 6/14/99  
**Assessor(s):** Susan E. Robertson

**3.1 FILL:** No Observations of Concern.

**3.2 DEBRIS/DUMPING:** No Observations of Concern.

**3.3 SPILLAGE/STAINING:** No Observations of Concern. See Footnote (3.3)

#### **3.4 UTILITIES:**

**3.4.1 TRANSFORMERS:** No Observations of Concern.

**3.4.2 FLOOR DRAINS/SUMPS:** No Observations of Concern. See Footnote (3.4.2)

**3.4.3 SERVICES:** No Observations of Concern. See Footnote (3.4.3)

**3.5 ASBESTOS:** Observations of Concern. See Footnote (3.5)

#### **3.6 OPERATIONS/EQUIPMENT:**

**3.6.1 STORAGE TANKS:** No Observations of Concern

**3.6.2 MATERIALS STORAGE:** No Observations of Concern. See Footnote (3.6.2)

**3.6.3 MATERIALS USE:** No Observations of Concern

**3.6.4 SOLID WASTE:** No Observations of Concern. See Footnote (3.6.4)

**3.6.5 WASTEWATER:** No Observations of Concern.

**3.6.6 AIR EMISSIONS:** No Observations of Concern

**3.6.7 EQUIPMENT:** No Observations of Concern. See Footnote (3.6.7)

**3.7 TOPOGRAPHIC CONDITIONS:** No Observations of Concern. See Footnote (3.7)

**3.8 ADJOINING PROPERTIES:** No Observations of Concern.

**North:** Hunt Road, with greenhouses and residential beyond.

**East:** Huxley Road, with church beyond.

**South:** Electrical substation, with residential beyond.

**West:** Residential.

### 3.0 SITE OBSERVATIONS (Cont.)

---

PERTINENT INFORMATION, REFERENCED TO ITS SOURCE, IS SUMMARIZED BELOW

- (3.3) A spill of perchloroethylene was observed near the southernmost dry cleaning machine in the dry cleaning area of the assessed building. This spill appeared to be the result of leakage from the dry cleaning machine. The spill was less than one square foot in size. This spill did not appear to represent an environmental concern.
- (3.4.2) One floor drain was observed in each of the two garages on the assessed property. One floor drain was also observed in the restroom between the two garages on the assessed property. No signs of concern (e.g., sheen or odors) were observed in the vicinity of the floor drains on the assessed property.
- (3.4.3) The assessed property is serviced by municipal water and sewer systems. It was reported that the assessed building was connected to the public sanitary sewer system at the time of building construction (refer to Sections 4.1 and 4.4). The assessed building, with the exception of the office area, is heated with a boiler system which is fueled with natural gas. The office area of the assessed building is heated with a forced-air furnace system which is fueled with natural gas.
- (3.5) Suspect asbestos-containing material (SACM) that was observed to be in damaged and/or friable condition is identified as follows:
- Approximately 50 linear feet of pipe wrap insulation with nicks, gouges, and exposed ends on steam piping in the finishing area of the assessed building.
- (3.6.2) Materials observed to be stored in the dry cleaning portion of the assessed building included:
- Two approximate 30-gallon containers of waste sludge;
  - one 5-gallon container of waste lint;
  - one approximate 40-gallon container of dry cleaning soap;
  - two 5-gallon containers of paint; and
  - one 1-gallon container of paint thinner.

Materials observed to be stored in the garage/standard laundry portion of the assessed building included:

- Four 5-gallon containers of bleach;
- two 5-gallon containers of alkaline detergent;
- two 5-gallon containers of sour soap rinse/remover;
- seven 5-gallon containers of various detergents;
- one 5-gallon container of color safe oxygen bleach;
- one 5-gallon container of sour rust-removing detergent;
- two 2-gallon containers of Wisk;

### 3.0 SITE OBSERVATIONS (Cont.)

- one 1-gallon container of Simple Green cleaner;
- three 1-gallon containers of citrus cleaner;
- four 1-gallon containers of spot remover;
- two 1-gallon containers of titanium stripper;
- one 1-gallon container of deodorizer;
- five 1-gallon containers of detergents;
- three 1-gallon containers of dry cleaning solvent spotting agent;
- one 1-gallon container of amyl acetate glue removal;
- one 1-gallon container of vinegar;
- two 1-gallon containers of Teflon water repellent;
- one 1-gallon container Wetspot blood remover;
- four 1-gallon containers of odor remover; and,
- one 1-gallon container of Murphy's Oil Soap.

Materials observed to be stored in the northernmost garage of the assessed building included:

- One 55-gallon drum of starch;
- seven 1-gallon containers of carpet cleaner; and,
- two 5-gallon containers of carpet cleaners.

Materials observed to be stored in the southernmost garage of the assessed building included:

- One 10-gallon container of car wash soap.

Materials observed to be stored in the boiler room of the assessed building included:

- Eleven 40-pound bags of salt for a water softener.

No signs of concern (e.g. spillage or staining) were observed in the vicinity of the materials stored on the assessed property.

(3.6.4) Solid waste generated on the assessed property is stored in a shed located on the southern portion of the assessed property. It was reported that solid waste is picked up for disposal off the assessed property by a local waste hauler (refer to Section 4.1).

(3.6.7) Equipment observed in the assessed building included:

- One electric and steam dryer located in the finishing area;
- 14 steam presses located in the finishing area;
- two dry cleaning machines located in the dry cleaning area;
- one water/perchloroethylene separator machine;
- one electric and steam dryer located in the dry cleaning area;
- one fur machine in the dry cleaning area;
- three standard washing machines located in the garage area;



### 3.0 SITE OBSERVATIONS (Cont.)

- three electric and steam dryers located in the garage/standard laundry area;
- one carpet cleaning machine located in the northernmost garage; and,
- two compressors located in the boiler room.

No signs of concern (e.g., spillage or staining) were observed in the vicinity of the equipment observed on the assessed property.

- (3.7) The assessed property and surrounding area slope gently toward the east. There are no surface water bodies on the assessed property.

## 4.0 INTERVIEWS

- |     |  |   |
|-----|--|---|
| 4.1 | Mr. Michael Lyons<br>Property Owner<br>Date of Interview: 3/17/99                      | Concern Identified. See Footnote (4.1)    |
| 4.2 | Mr. Jack Bargar<br>General Manager<br>Anderson Cleaners<br>Date of Interview: 3/17/99  | Concern Identified. See Footnote (4.2)    |
| 4.3 | Ms. Edith Woodward<br>Plant Manager<br>Anderson Cleaners<br>Date of Interview: 3/17/99 | No Concern Identified. See Footnote (4.3) |
| 4.4 | Mr. Burton Anderson<br>Former Property Owner<br>Date of Interview: 3/23/99             | Concern Identified. See Footnote (4.4)    |
- 

PERTINENT INFORMATION, REFERENCED TO ITS SOURCE, IS SUMMARIZED BELOW.

- (4.1) Mr. Lyons indicated that he has no knowledge of current or past environmental liens against the assessed property, or knowledge of environmental concerns associated with the assessed property.

The following is a summary of information provided by Mr. Lyons:

- The assessed property has been a dry cleaning plant since the 1940s. During the time that the assessed property has been a dry cleaning plant, it has also housed a uniform rental business, an armored car business, and various offices. Prior to the use as a dry cleaning plant, the assessed property was used as a towel factory. Currently, the assessed property is used as a dry cleaning plant, a retail tuxedo shop, a retail novelty shop, and a computer software office.
- He has owned the assessed property since 1986. Previously, the assessed property was owned by Burton and Sydney Anderson, and prior to that, it was owned by their father, David Anderson. David Anderson purchased the assessed property in the mid-1940s.
- The assessed property consists of several parcels, some of which are in the Town of Ellicott, and some of which are in the City of Jamestown.
- A major fire occurred on the assessed property in 1985, destroying the former office building and a garage on the assessed property, which were approximately 8,000-square feet in size. The office building was a wooden two-story structure with an attic located on the northern portion of the assessed property, and the garage was a one-story building located to the east of the dry cleaning plant building. The fire was

#### 4.0 INTERVIEWS (Cont.)

caused by a seize-up in a compressor located in the garage. After the fire, demolition materials were disposed of off-site.

- The fire engulfed the office and garage area of the assessed building; however, it did not directly affect the dry cleaning plant area or the finishing area.
- At the time of the fire, chemicals stored on site consisted of laundry soaps, spotting agents, and chloride powder.
- After the fire, a new one-story concrete block office building was built on the northern portion of the assessed property, and two garages were built adjoining the east end of the assessed building.
- The plumbing lines in the assessed building were reconfigured after the fire. Previously, the plumbing discharged to the Town of Ellicott sanitary sewer system. The plumbing was re-routed out the east side of the building into the City of Jamestown sanitary sewer system. The old sewer line was capped off.
- The assessed building has been connected to the public sanitary sewer since the time it was built.
- Floor drains are located in the garages in the assessed building and they are connected to the sanitary sewer system.
- The dry cleaning machines are a closed system. They are cooled by non-contact cooling water, which is discharged to the sanitary sewer system.
- The dry cleaning machines use perchloroethylene which is delivered directly to their machines by their supplier. The machines distill the solvent, re-using the distilled solvent, and collecting the waste material. The waste material is a sludge which consists of dirt and some solvent. Safety-Kleen picks up the sludge, lint from the dry cleaning machines, and filter cartridges from the dry cleaning machines for off-site processing and disposal.
- One unused but accessible well is located inside the assessed building. A spot in the parking lot of the assessed property where water naturally flows out of the ground may be the location of another old well.
- The portions of the assessed building constructed in 1985 are insulated with blown-in insulation. The roof is partially covered with a rubberized roofing material and partially covered with a slag roof.
- It is possible that waste oil was applied to the assessed property in the past for dust suppression.
- At some time in the past, tanks for stoddard solvent storage were located in an area which is now underneath the garage on the southeast end of the assessed building. These tanks were removed at some time before the current garage was built in 1985.
- Non-hazardous solid waste generated on the assessed building is stored in a shed on the southern portion of the assessed property. (It was reported that solid waste is picked up for off-site disposal by Bernie Jones, a local hauler [refer to Section 4.3]).

#### 4.0 INTERVIEWS (Cont.)

- Removal of asbestos-containing pipe wrap was performed in the assessed building in the 1970s. The materials were disposed of in an off-site landfill.

(4.2) The following is a summary of information provided by Mr. Bargar:

- Mr. Bargar indicated that he has worked at Anderson Cleaners since 1977.
- Mr. Bargar indicated that Anderson Cleaners switched from stoddard solvent to perchloroethylene in 1978. The stoddard solvent was stored in underground storage tanks which were located in an area which is now underneath the garage on the southeast end of the assessed building. The tanks were removed some time before the garage was built in 1985. The tanks were originally installed at the time the dry cleaning (south-central) portion of the assessed building was built (i.e., 1947).
- Prior to the use of Safety-Kleen for the removal of waste sludge, lint, and filter cartridges, the practice was to dispose of waste from the dry cleaning distillation process with the other waste that went to the local landfill.
- Floor drains are located in the garages in the assessed building. No floor drains are currently located in the dry cleaning plant area of the building; however, at one time, a floor drain was located in the dry cleaning plant area. This floor drain was capped off in the past.
- Very little vehicle maintenance takes place on site. No oil changes are performed on site.
- Perchloroethylene is pumped directly into the dry cleaning machines by their supplier. Sludge from the distillation process in the dry cleaning machines is collected in approximately 30-gallon containers which are supplied by Safety-Kleen. Waste lint is combined with the waste sludge. The sludge mixture and filter cartridges are picked up by Safety-Kleen for off-site disposal one time per month.
- Mr. Bargar indicated that, to the best of his knowledge, there have not been any spills on-site since he started working at Anderson Cleaners in 1977.
- After the fire in 1985, most of the equipment on the assessed property was replaced.
- Solid waste generated on the assessed property is stored in a shed on the southern portion of the assessed property and is picked up for off-site landfill disposal by a local hauler.
- Asbestos-containing pipe wrap material was removed many years ago from the assessed property. The asbestos-containing material was disposed of off-site in a landfill.

(4.3) The following is a summary of information provided by Ms. Woodward:

- Moisture collected from dry cleaned clothing is placed into a machine that is located behind the dry cleaning machines. This machine separates water and perchloroethylene by evaporating the water fraction. Perchloroethylene recovered from this machine is returned to the dry cleaning machines.

#### 4.0 INTERVIEWS (Cont.)

- The materials stored in the assessed building are used as part of the cleaning business on the assessed property.
- Anderson Cleaners has a dry cleaning service, a standard laundry service, and a carpet cleaning service.
- Solid waste is picked up off the assessed property for off-site disposal by Bernie Jones, a local hauler.
- The 1985 fire was located in the office and garage portions of the assessed building. Fire doors closed and saved the remaining portions of the assessed building; however, the dry cleaning portion of the assessed building suffered heat damage.

(4.4) The following is a summary of information provided by Mr. Anderson:

- Michael Lyons purchased the assessed property from him in 1986.
- The assessed property was formerly owned by his father, David G. Anderson.
- The dry cleaning plant area of the assessed building was built in 1947.
- The finishing plant portion of the assessed building was constructed during the 1930s.
- The assessed property was formerly a towel mill, known as Hall Towel Mills. During World War II, sleeping bags were manufactured on the assessed property.
- The assessed building has been connected to the public sanitary sewer system since the time it was built. At one time, it was part of the Town of Celoron Sewer District.
- Since the time that the assessed property has been used as Anderson Cleaners, no manufacturing has occurred on the assessed property.
- Waste oil for dust suppression may have been used for a short time in the 1940's on unpaved areas of the assessed property.
- To the best of his knowledge, no spills have occurred on the assessed property.
- Three approximate 1,100-gallon underground storage tanks were installed on the assessed property in 1947. They were located to the east of the dry cleaning portion of the assessed building, in an area which is currently under one of the garages on the assessed property. The tanks were removed sometime between 1978 and 1985. There is no documentation regarding the removal of these tanks.
- Waste sludge from the dry cleaning process was disposed of in an off-site landfill. No waste materials were dumped on-site.

## SIGNATURES:

Susan E. Robertson, Environmental Assessor

Day Environmental, Inc.  
David D. Day, President

## REPORT EXPLANATION

### PURPOSE OF AN ENVIRONMENTAL SITE ASSESSMENT:

The purpose of an environmental site assessment is to perform the appropriate inquiry into the environmental condition of a property to identify the potential CERCLA/SARA liability for the cleanup of hazardous substances, and to establish the defense for such liability.

### SCOPE OF A PHASE I ENVIRONMENTAL SITE ASSESSMENT:

This Phase I Environmental Site Assessment has been performed in general conformance with the scope and limitations of ASTM Practice E1527. Exceptions to, and/or deletions from, this practice are described in the summary of this report.

A Phase I Environmental Site Assessment is the initial level of inquiry into the history, use and condition of a property and area, which establishes the reasonable presumption that environmental concerns do or do not exist. The Phase I Environmental Site Assessment consists of four (4) basic inquiry components:

1. Review of the title to the property and historical data to identify prior ownership and uses which represent a potential risk for contamination of the property.
2. Review of available public information and environmental records to identify site and area facilities, conditions, activities and substances of use of environmental concern that have been recorded by federal, state and local agencies.
3. Site reconnaissance of the property to identify conditions which indicate the presence or potential presence of hazardous substances and contamination.
4. Interviews with the owners, operators and persons familiar with the site and area to identify conditions and operations of environmental concern.

The Phase I Environmental Site Assessment will conclude that either (a) further inquiry into the environmental status of a property is not needed and appropriate inquiry has been performed or (b) further inquiry is needed to appropriately assess the environmental status of the property.

### NON-CERCLA/SARA LIABILITIES:

There are risks associated with the environmental condition of a property which are not a potential CERCLA/SARA liability and are not subject to incurrence of response costs under CERCLA. Due to the frequency of occurrence, the scope of the Phase I Environmental Site Assessment has been expanded to include the identification of petroleum liabilities and friable asbestos. No other assessment of non-CERCLA/SARA liabilities has been performed unless specifically identified in the report narrative.

### ASBESTOS:

Where apparent, damaged and/or friable SACM has been identified; however, a complete visual inspection and records review for SACM was not performed as part of this assessment. As a result, this facility may contain other SACM which is not identified in this report.

SACM is identified as a potential environmental concern when the observable condition (i.e., exposed, damaged and/or friable) suggests the release of debris and/or fibers under normal facility operations. If the SACM actually contains asbestos, the release of debris and/or fibers could pose an asbestos-exposure hazard. In order to determine if the SACM contains asbestos, the SACM must be sampled and analyzed.

Should any asbestos-containing material (ACM) at this facility be disturbed through abatement, removal, maintenance, renovation, demolition, etc., the handling and disposal of the ACM is subject to applicable state and federal regulations. Also, no representations are made regarding previous disturbance and/or removal of ACM at this facility.

### OPERATIONAL CONCERNS:

Although beyond the scope of the routine environmental site assessment, operational concerns may be identified. Operational concerns are not considered to be liabilities which should impact real estate or mortgage loan transactions. Rather, operational concerns are listed for informational purposes, and it is recommended that they be addressed for compliance with existing regulations and/or to minimize the potential for further environmental liabilities. Since identification of operational concerns is incidental to the purpose of this assessment, correction of these items may not necessarily result in full compliance with all applicable environmental regulations.

### NOTES:

NOTES are used in the Assessment Summary either to identify special property conditions, or to identify and explain conditions which might characteristically be a potential environmental concern, but where the assessment inquiry has not established the reasonable presumption that an environmental liability does exist.

### DATA QUALIFICATION:

Environmental site assessment conclusions are made based on the data available for the dates identified. The conclusions are subject to any state of facts which would be identified by updated data. No assurances are made as the accuracy or completeness of data obtained from outside information sources. Also, it is possible that not all existing sites within the search radii specified in Section 2 of this report have been identified, due to factors such as urban density and potential insufficiencies in the databases.

### SITE VISIT QUALIFICATION:

Where the site observations are limited to representative areas, or where facilities are inaccessible for observation, the environmental site assessment conclusions are subject to any statement of facts which access to those areas would have revealed.

### ABBREVIATIONS/ACRONYMS:

ASTM – American Society for Testing and Materials  
CERCLA – Comprehensive Environmental Response,  
Compensation, and Liability Act  
CERCLIS – Comprehensive Environmental Response,  
Compensation, and Liability Information System  
EPA – (United States) Environmental Protection Agency  
ERNS – Emergency Response Notification System  
FOIL – Freedom of Information Law  
LUST – Leaking Underground Storage Tank  
N/A – Not Applicable; Not Available  
NPL – National Priorities List  
NYS – New York State  
NYSDEC – New York State Department of Environmental  
Conservation  
PBS – Petroleum Bulk Storage  
RCRA – Resource, Conservation, and Recovery Act  
SACM – Suspect Asbestos-Containing Material  
SARA – Superfund Amendments and Reauthorization Act of  
1986  
TSD – Treatment, Storage, and Disposal  
UST – Underground Storage Tank

# **SITE EVALUATION SUMMARY REPORT**

**MARCH 2004**

### **Project Location (Site)**

Anderson Cleaners  
5 Hunt Road  
Jamestown, New York

### **Property Description**

The Site consists of approximately 2.4 acres of land currently improved by an approximate 11,400-square foot one-story brick and concrete block building. The building was constructed in phases with the southwest portion (i.e., used as a "finishing" area for folding and storing cleaned clothing and as retail space) constructed in the 1930s; the south-central (i.e., dry cleaning area) portion constructed in 1947 and the northern (offices) and eastern (garages) portion constructed in 1985. An exterior "courtyard/storage" area measuring approximately 10 feet by 60 feet separates the finishing area and the dry cleaning area. A project locus map (Figure 1) and site plan (Figure 2) are included with this submittal.

### **Background**

A dry cleaning plant has operated at the Site since 1947 when the south-central portion of the current building was originally constructed. Between 1947 and 1978, Stoddard solvent was used as the primary cleaning fluid. In 1978, the method of cleaning was changed over to use tetrachloroethene (PCE) as the primary cleaning fluid. In 1985, a fire destroyed an approximate 8,000-square foot portion of the original building that housed offices and garages (i.e., the northern and eastern portions of the building, respectively). This fire did not directly impact the portion of the building that housed the dry cleaning operations. Following the fire, reconstruction/remodeling operations were undertaken resulting in the current structure.

Pursuant to the sale of the Site, Day Environmental, Inc. (DAY) initially completed a Phase I environmental site assessment (Phase I ESA) that identified the historic use of the Site as a recognized environmental condition (REC). Subsequently, DAY initiated a Phase II ESA to evaluate subsurface conditions and assess the impact of past dry cleaning operations.



## Phase II ESA

The work completed to date as part of the Phase II ESA and the initial findings of this work are summarized in this section.

### *Test Borings/Monitoring Wells*

- Twenty-seven (27) test borings (designated TB-1 through TB-27) have been advanced in interior and exterior locations of the Site using hand-operated and vehicle-mounted direct push soil sampling equipment. These test boring locations are depicted on Figure 2.
- Eight (8) test borings were converted into 1-inch diameter groundwater monitoring wells (designated MW-1 through MW-8). Refer to Figure 2 for monitoring well locations.
- A licensed land surveyor measured the elevation of monitoring wells MW-1 through MW-5 and groundwater depths were obtained to evaluate groundwater flow patterns.
- Eight (8) groundwater monitoring wells were developed and subsequently purged and sampled. Water quality readings (pH, conductivity, temperature, etc.) were collected during development and sampling.

### *Analytical Laboratory Testing*

- Eight (8) soil samples were submitted for PCE analysis using (United States Environmental Protection Agency (USEPA) Method 8021B.
- Three (3) soil samples were submitted for halogen and aromatic volatile organic compounds (VOCs) analysis using USEPA Method 8021B.
- Two (2) soil samples were submitted for USEPA Target Compound List (TCL) VOCs analysis using USEPA Method 8260B.
- Two (2) soil samples were submitted for polychlorinated biphenyl (PCB) analysis using USEPA Method 8082.
- Four (4) soil samples were submitted for total petroleum hydrocarbon (TPH) analysis using NYSDOH Method 310.13.
- Eight (8) groundwater were samples submitted for halogenated VOCs analysis using USEPA Method 8021B.
- Two (2) groundwater samples were submitted for total petroleum hydrocarbon (TPH) analysis using NYSDOH Method 310.13.

### *Subsurface Conditions*

The depth of equipment refusal encountered during the advancement of the direct push test borings ranged between about 10.3 feet and 14.5 feet below the ground surface. Typically fill materials (e.g., asphalt, concrete, crushed stone, reworked soil, etc.) extend

from the ground surface to a depth of about 2 to 4 feet. The indigenous soil immediately below the fill is generally characterized as clayey silt and this material extended to depths of about 7 to 9 feet below the ground surface. A sand to sand/gravel deposit was encountered in many of the test borings below the clayey silt deposit and this deposit generally extended to the bottom of the test borings (i.e., equipment refusal). In some test borings, an approximate 1-foot thick lens of sand and gravel was encountered within the clayey silt and the clayey silt extended to the bottom of the test borings.

Copies of the test boring/monitoring well installation logs for the work completed to date are included in Attachment A.

Groundwater was typically measured at depths of about 1 to 1.5 feet below the ground surface. As shown on the contour map included as Figure 3, groundwater flow is generally to the east/northeast across the property.

#### ***Analytical Laboratory Test Results***

A brief summary of the analytical laboratory test results is presented below. VOC test results are summarized in the tables included in Attachment B.

- PCE concentrations in the soil samples analyzed ranged from below the reported analytical laboratory detection limit to 1,660,000 parts per billion (ppb).
- PCE breakdown products consisting of trichloroethene (TCE), cis/trans-1, 2-dichloroethene (1,2-DCE), and vinyl chloride (VC) were also detected in some of the soil samples tested.
- TCE concentrations in the soil samples analyzed ranged from below the reported analytical laboratory detection limit to 4,450 ppb.
- 1,2-DCE (cis and trans) concentrations in the soil samples analyzed ranged from below the reported analytical laboratory detection limit to 31,440 ppb (estimated).
- VC concentrations in the soil samples analyzed ranged from below the reported analytical laboratory detection limit to 692 ppb.
- TPH identified as mineral spirits was detected in soil samples TB-3 (2-4') at a concentration of 12,900 ppb and in sample TB-6 (2-4') at a concentration of 14,000 ppb.
- PCBs were not detected above the reported analytical laboratory detection limits in the two soil samples analyzed.
- PCE concentrations in the groundwater samples analyzed ranged from below the reported analytical laboratory detection limit to 81,800 ppb.
- PCE breakdown products consisting of TCE and VC were also detected in some of the groundwater samples tested. [Note: 1,2-DCE was not detected in the groundwater samples.]

- TCE was identified in groundwater samples MW-6 (49.4 ppb) and MW-8 (103 ppb).
- VC was identified in groundwater sample MW-8 (14.5 ppb).
- TPH was not detected above the reported analytical laboratory detection limits in the two groundwater samples analyzed (MW-2 and MW-5).

### *PCE Distribution*

PCE concentrations measured in soil samples tested to date are shown on Figure 4 and PCE concentrations measured in the groundwater samples tested are shown on Figure 5.

### Remediation and Additional Site Characterization

Remediation will be required to address the PCE (and associated breakdown products) detected in the soil and groundwater at the Site. Thus an interim remedial measure (IRM) is proposed to address the apparent source area with additional studies to further characterize subsurface conditions and determine if additional remediation is required.

### *Alternatives for an Interim Remedial Measure (IRM)*

Based upon the location of the apparent source area (i.e., within the courtyard/storage area) and the PCE distribution pattern (i.e., predominately beneath the dry cleaning portion of the building), passive in-situ treatment schemes were identified and screened for the IRM. These treatment schemes included in-situ chemical oxidation using Fenton's reagent, injection of zero-valent iron, treatment via hydrogen release compound (HRC-X) and enhanced bioremediation using the product "CL-Out".

### *Preferred Interim Remedial Measure*


DAY's review of potential remedial options suggests that the injection of CL-Out within and immediately around the source area is the preferred IRM. Prior to implementing a full-scale IRM, a pilot study is proposed to evaluate the effectiveness of using CL-Out at the Site and to assist in the determination of injection point spacing, evaluating the need for enhancing oxygen content, etc. It is anticipated that the pilot study will include the following:

- Initial testing of groundwater samples to measure dissolved oxygen, nitrogen, phosphorus and total plate count.

- Installation of two injection wells approximately 25 feet apart in the courtyard/storage area and two monitoring points approximately 10 and 30 feet downgradient of the injection points (in the boiler room).
- Collection and testing of groundwater samples from selected monitoring wells to establish background concentrations of VOCs (PCE, TCE, 1,2-DCE, and VC).
- Implementation of one "inoculation" consisting of injecting approximately 55-gallons of CL-Out into the two injection points.
- Collection of groundwater samples from the downgradient wells for testing of VOCs (PCE, TCE, 1,2-DCE, and VC), dissolved oxygen, nitrogen, phosphorus, and total plate count approximately 2 weeks and 4 weeks after the initial inoculation. [Note: Depending on the results of this testing, a second inoculation and subsequent analytical testing of groundwater samples may be necessary.]

Assuming that the pilot study determines CL-Out is an effective remedial option, a full scale IRM will be implemented. Prior to conducting the IRM, a workplan will be developed showing the location of injection/monitoring points, defining the inoculations required to conduct the IRM, identifying sampling/testing requirements, etc. In addition, the scope of additional studies that are required to complete the characterization of the Site will be defined (e.g., advancement of "deep" monitoring wells using rotary drilling techniques to assess the presence of DNAPL, installation of downgradient monitoring wells adjacent to the property line of the Site, etc.). Depending upon the effectiveness of the IRM and/or the results of the additional studies, subsequent remedial activities may be necessary at the Site.

## FIGURES



3-D TopoQuads Copyright © 1999 DeLorme Yarmouth, ME 04096 Source Data: USGS

550 ft Scale: 1:10,200 Detail: 140' Datum: WGS84

Drawing Produced From: 3-D TopoQuads, DeLorme Map Co., referencing USGS quad map Lakewood (NY) 1979 and Jamestown (NY) 1979. Site Lat/Long: N42°05.55' - W79°16.00'

DATE  
03-02-2004

DRAWN BY  
LRP

SCALE  
1" = 2000'

**day**

DAY ENVIRONMENTAL, INC.  
ENVIRONMENTAL CONSULTANTS  
ROCHESTER, NEW YORK 14614-1008

PROJECT TITLE  
**5 HUNT ROAD  
JAMESTOWN, NY**

**PHASE II ENVIRONMENTAL STUDY**

DRAWING TITLE  
**PROJECT LOCUS MAP**

PROJECT NO.  
**3292S-03**

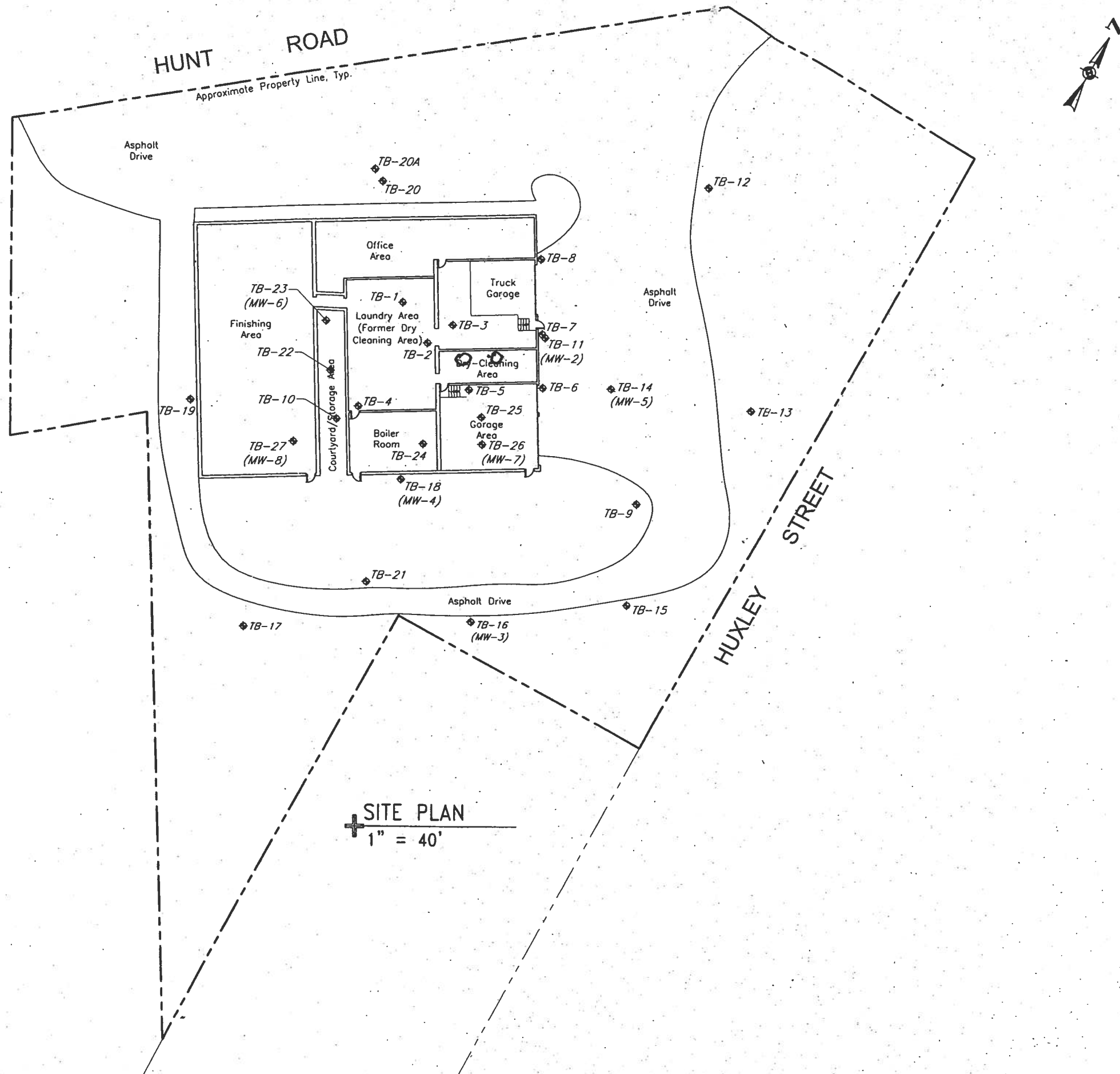
**FIGURE 1**

Ref4:  
Ref5:  
Ref6:

Ref1: Base-1  
Ref2:  
Ref3:

Xerox432AnsIB-2; 11 x 17

Time Plotted: Mon Mar 01 16:25 2004  
File Name: Case 2\3292\Testbore-1.dwg



**LEGEND:**

◆ Test Boring Advanced on August 4, 2003

**NOTES:**

1. Site Plan produced from drawings by Habiterro Associates, Thorsell, Kennedy, Casker, Arrone & Hedin. P.C. entitled "Addition and Renovations, Anderson Cleaners, Inc", drawings A-1 Floor Plan dated October 22, 1985 and L-1 Grading Plan and from notes of a site visit by a representative of Day Environmental, Inc. on 08-04-03.
2. Test bore locations were measured from existing site features and should be considered accurate to the degree implied by the method used.

**day**

DAY ENVIRONMENTAL, INC.  
ENVIRONMENTAL CONSULTANTS  
ROCHESTER, NEW YORK 14614-1008

PROJECT TITLE  
**5 HUNT ROAD  
JAMESTOWN, NY**

PHASE II ENVIRONMENTAL STUDY  
DRAWING TITLE

**Site Plan**

PROJECT NO.  
**3292S-03**

**FIGURE 2**

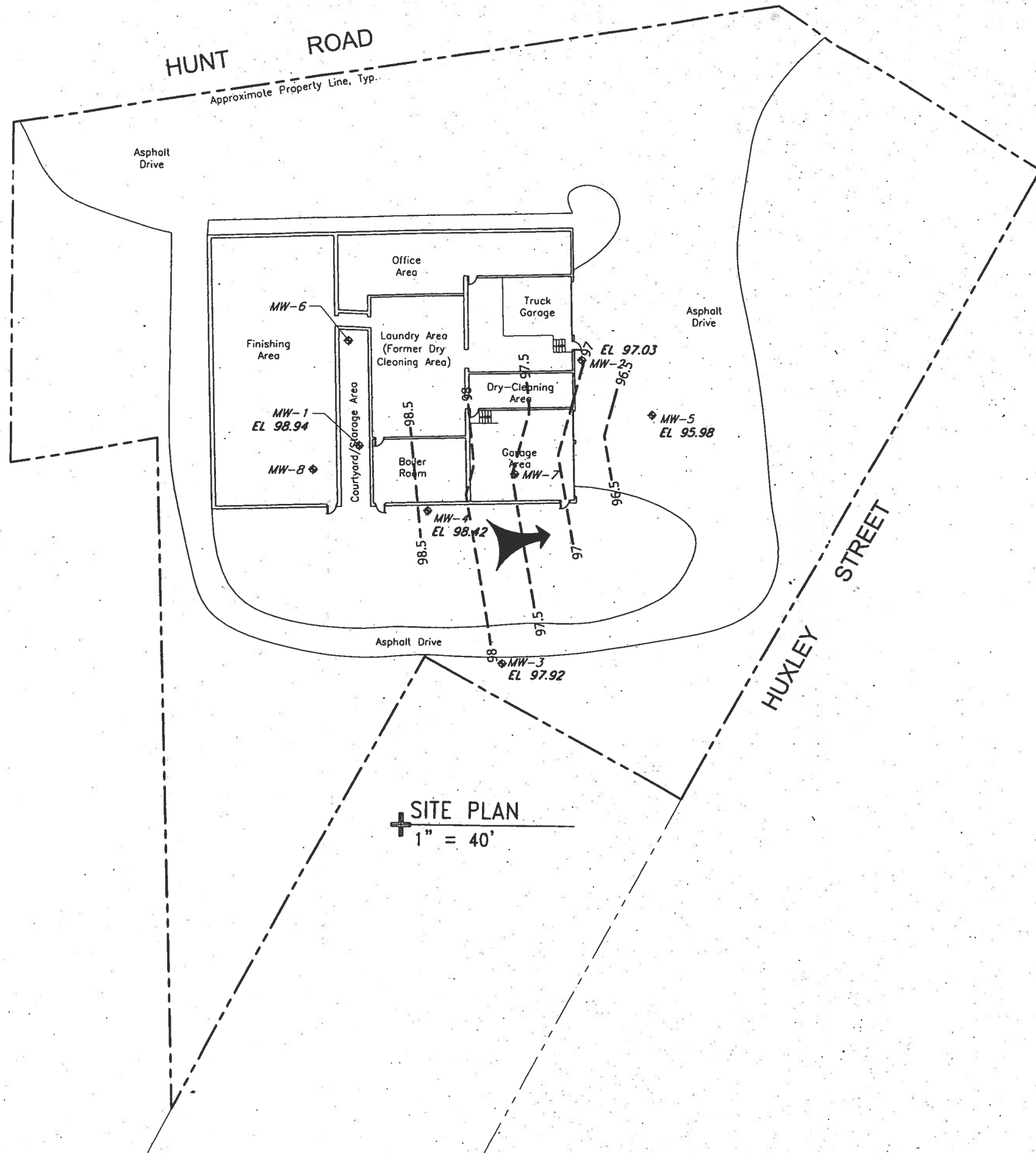
PROJECT MANAGER	DATE
RLK	09-2003
DRAWN BY	DATE DRAWN
LRPITW	03-2004
SCALE	DATE ISSUED
As Noted	03-02-2004

Ref4:  
Ref5:  
Ref6:

Ref1: Base-1  
Ref2:  
Ref3:

Xerox432Ansib-2; 11 x 17

Time Plotted: 03-Mar-02 11:25 2004  
File Name: Phase 2\3292\Testbore-1.dwg



#### LEGEND:

MW-2  
EL 97.03

Groundwater Monitoring Well  
Installed on August 4, 2003 With  
Groundwater Elevation Measured  
On September 12, 2003

98

Groundwater Contour Derived  
From Measurements Taken On  
September 12, 2003.



Apparent Direction Of  
Groundwater Flow

#### NOTES:

1. Site Plan produced from drawings by Habiterro Associates, Thorsell, Kennedy, Casker, Arnone & Hedin. P.C. entitled "Addition and Renovations, Anderson Cleaners, Inc", drawings A-1 Floor Plan dated October 22, 1985 and L-1 Grading Plan and from notes of a site visit by a representative of Day Environmental, Inc. on 08-04-03.
2. Test bore locations were measured from existing site features and should be considered accurate to the degree implied by the method used.
3. Elevations for monitoring wells MW-6, MW-7, and MW-8 have not been surveyed to date, and therefore these wells were not used in generating this potentiometric groundwater contour map.

PROJECT MANAGER	DATE
RLK	09-2003
DRAWN BY	DATE-DRAWN
LRP/TW	03-2004
SCALE	DATE ISSUED
As Noted	03-02-2004

**day**

DAY ENVIRONMENTAL, INC.  
ENVIRONMENTAL CONSULTANTS  
ROCHESTER, NEW YORK 14614-1008

PROJECT TITLE
5 HUNT ROAD JAMESTOWN, NY
DRAWING TITLE
PHASE II ENVIRONMENTAL STUDY Potentiometric Groundwater Contour Map for September 12, 2003

PROJECT NO.  
3292S-03

**FIGURE 3**

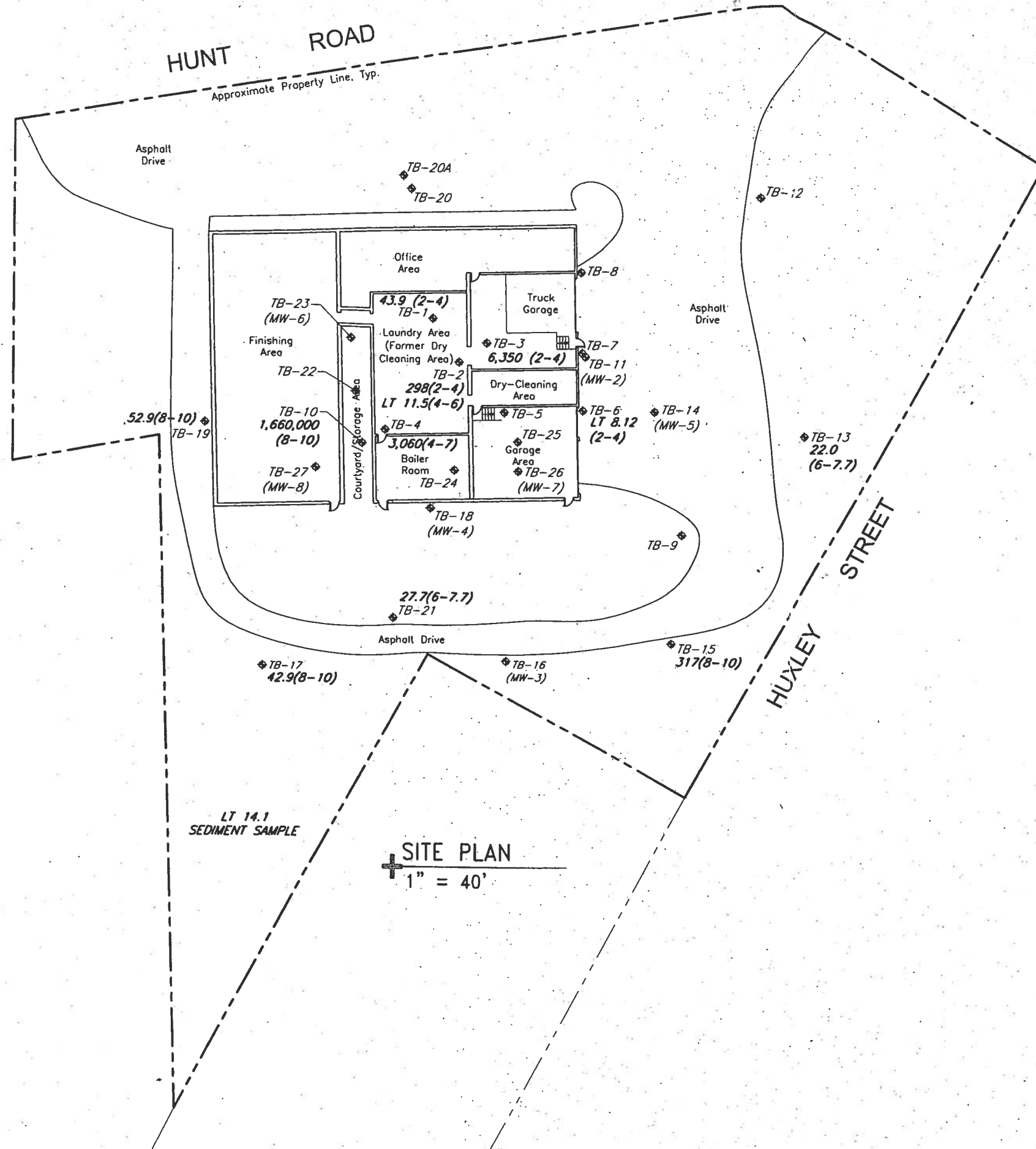


Ref4:  
Ref5:  
Ref6:

Ref1: Base-1  
Ref2:  
Ref3:

Xerox432AnsIB-2; 11 x 17

Time Plotted: Tue Mar 02 11:10 2004  
File Name: Phase 2\3292\Testbore-1.dwg



#### LEGEND:

- ◆ Test Boring Advanced on August 4, 2003
- LT 8.12 (2-4) PCE Concentration In Parts Per Billion (ppb). LT indicates "Less Than"
- Sample Depth In Feet Below Ground Surface

#### NOTES:

1. Site Plan produced from drawings by Habiterra Associates, Thorsell, Kennedy, Casker, Arnone & Hedin, P.C. entitled "Addition and Renovations, Anderson Cleaners, Inc", drawings A-1 Floor Plan dated October 22, 1985 and L-1 Grading Plan and from notes of a site visit by a representative of Day Environmental, Inc. on 08-04-03.
2. Test bore locations were measured from existing site features and should be considered accurate to the degree implied by the method used.

PROJECT MANAGER	DATE
RLK	09-2003
DRAWN BY	DATE DRAWN
LRP/TW	03-2004
SCALE	DATE ISSUED
As Noted	03-02-2004

**day**  
DAY ENVIRONMENTAL, INC.  
ENVIRONMENTAL CONSULTANTS  
ROCHESTER, NEW YORK 14614-1008

PROJECT TITLE  
**5 HUNT ROAD  
JAMESTOWN, NY**

DRAWING TITLE  
**PHASE II ENVIRONMENTAL STUDY  
Tetrachloroethene (PCE)  
Concentrations and Soil Samples**

PROJECT NO.  
3292S-03

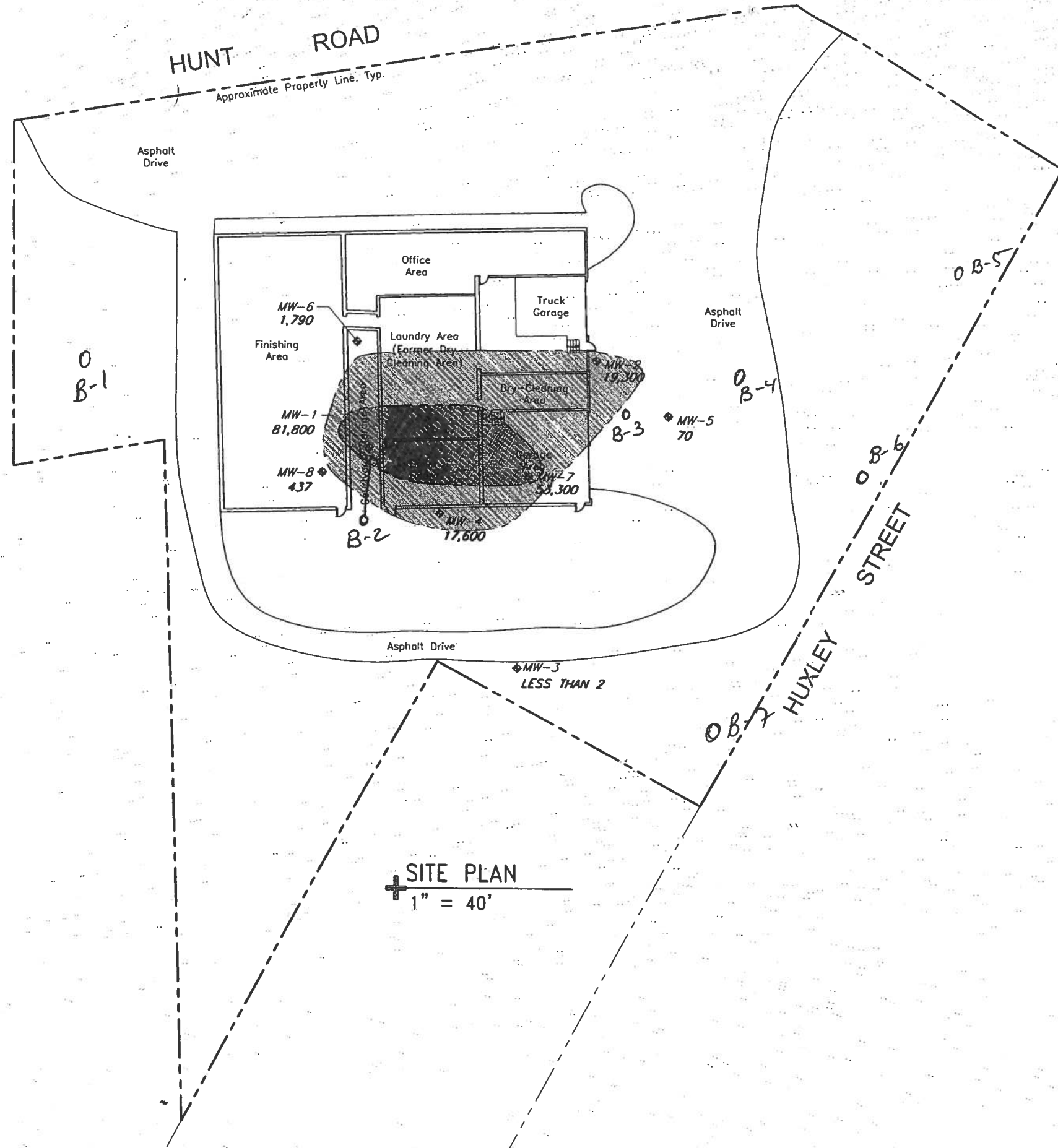
**FIGURE 4**

Ref4:  
Ref5:  
Ref6:

Ref1: Base-1  
Ref2:  
Ref3:

Xerox432Ansib-2; 11 x 17

Time Plotted: Tue Mar 02 11:05 2004  
File Name: Phase 2\3292\Testbare-1.dwg



LEGEND:

MW-2  
19,300

Groundwater Monitoring Well  
Installed on August 4, 2003

PCE Concentration In Parts Per  
Billion (ppb) Measured In  
Groundwater Sample

PCE Concentration In Excess of  
50,000 ppb Measured In  
Groundwater

PCE Concentration Between  
10,000 ppb and 50,000 ppb  
Measured In Groundwater

NOTES:

1. Site Plan produced from drawings by Habiterro Associates, Thorsell, Kennedy, Casker, Arnone & Hedin. P.C. entitled "Addition and Renovations, Anderson Cleaners, Inc", drawings A-1 Floor Plan dated October 22, 1985 and L-1 Grading Plan and from notes of a site visit by a representative of Day Environmental, Inc. on 08-04-03.
2. Groundwater monitoring well locations were measured from existing site features and should be considered accurate to the degree implied by the method used.

PROJECT MANAGER	DATE
RLK	09-2003
DRAWN BY	DATE DRAWN
LRP/TW	03-2004
SCALE	DATE ISSUED
As Noted	03-02-2004

day

DAY ENVIRONMENTAL, INC.  
ENVIRONMENTAL CONSULTANTS  
ROCHESTER, NEW YORK 14614-1008

PROJECT TITLE	PROJECT NO.
5 HUNT ROAD JAMESTOWN, NY	3292S-03
DRAWING TITLE	FIGURE 5
PHASE II ENVIRONMENTAL STUDY Tetrachloroethene (PCE) Concentrations In Groundwater Samples	

**ATTACHMENT A**

**TEST BORING/MONITORING WELL  
INSTALLATION LOGS**

**Day Environmental, Inc.**  
**40 Commercial Street**  
**Rochester, New York 14614**  
**(585) 454-0210**

**DRAFT**

**BORING NUMBER: TB-1**

**Project:** Anderson Cleaners

**DAY Representative:** JKH

**Drilling Contractor:** Day Environmental, Inc.

**Drilling Rig:** Geoprobe

**Sampling Method:** Direct Push

**Completion Method:** Backfilled with cuttings

**Project No:** 3292S-03

**Boring Location:** See Test Boring Location Plan

**Ground Surface Elevation:** NA

**Datum:** NA

**Start Date:** 08/04/03

**Completion Date:** 08/04/03

**Borehole Diameter:** 2.0"

**Borehole Depth:** 6.0'

**Water Level:** Approximately 3.6'

Depth (feet)	Blows per 0.5'	Number	Depth (feet)	% Recovery	N-Value or RQD %	Peak PID Reading (ppm)	Well Installation Log	Sample Description
1	NA	S-1	0-2	25	NA	268		Concrete Floor: 0.4 feet thick
2								Dark Brown Silty Sand, little fine to medium Gravel, moist (FILL)
3	NA	S-2	2-4	90	NA	484		* Analytical Laboratory Sample TB-1 (2-4')
4								... some fine to medium Gravel
5	NA	S-3	4-6	10	NA	NC		Gray Clayey SILT, some Sand, wet
6								[Note: Standing water at 3.6' upon completion of drilling]
7								BOH @ 6.0'
8								
9								
10								
11								
12								
13								
14								
15								
16								
17								
18								
19								
20								

**Day Environmental, Inc.**  
**40 Commercial Street**  
**Rochester, New York 14614**  
**(585) 454-0210**

**DRAFT**

**BORING NUMBER: TB-2**

**Project:** Anderson Cleaners

**DAY Representative:** JKH

**Drilling Contractor:** Day Environmental, Inc.

**Drilling Rig:** Geoprobe

**Sampling Method:** Direct Push

**Completion Method:** Backfilled with cuttings

**Project No:** 3292S-03

**Boring Location:** See Test Boring Location Plan

**Ground Surface Elevation:** NA

**Datum:** NA

**Start Date:** 08/04/03

**Completion Date:** 08/04/03

**Borehole Diameter:** 2.0"

**Borehole Depth:** 6.0'

**Water Level:** Approximately 4.0'

Depth (feet)	Blows per 0.5'	Number	Depth (feet)	% Recovery	N-Value or RQD %	Peak PID Reading (ppm)	Well Installation Log	Sample Description
1	NA	S-1	0-2	25	NA	17		Concrete Floor: 0.4 feet thick
2								Brown Silty Sand, little fine to medium Gravel, moist (FILL)
3	NA	S-2	2-4	25	NA	650		Dark Brown Sand, little Gravel, trace Silt, moist (FILL)
4								* Analytical Laboratory Sample TB-2 (2-4')
5	NA	S-3	4-6	80	NA	118		... wet
6								Gray Clayey SILT, some Sand, wet
7								* Analytical Laboratory Sample TB-2 (4-6')
8								
9								
10								
11								
12								
13								
14								
15								
16								
17								
18								
19								
20								

**Day Environmental, Inc.**  
**40 Commercial Street**  
**Rochester, New York 14614**  
**(585) 454-0210**

**DRAFT**

**BORING NUMBER: TB-3**

**Project:** Anderson Cleaners

**DAY Representative:** JKH

**Drilling Contractor:** Day Environmental, Inc.

**Drilling Rig:** Geoprobe

**Sampling Method:** Direct Push

**Completion Method:** Backfilled with cuttings

**Project No:** 3292S-03

**Boring Location:** See Test Boring Location Plan

**Ground Surface Elevation:** NA

**Datum:** NA

**Start Date:** 08/04/03

**Completion Date:** 08/04/03

**Borehole Diameter:** 2.0"

**Borehole Depth:** 7.0'

**Water Level:** Approximately 4.0'

Depth (feet)	Blows per 0.5'	Number	Depth (feet)	% Recovery	N-Value or RQD %	Peak PID Reading (ppm)	Well Installation Log	Sample Description
1	NA	S-1	0-2	75	NA	17.5		Concrete Floor: 0.4 feet thick
2								Brown Silty Sand, moist (FILL)
3	NA	S-2	2-4	75	NA	250		Dark Brown Silty Sand, little Gravel, moist (FILL)
4								* Analytical Laboratory Sample TB-3 (2-4')
5								... wet
6	NA	S-3	4-7	53	NA	105		Gray Clayey SILT, some Sand, trace Organics, wet
7								
8								
9								
10								
11								
12								
13								
14								
15								
16								
17								
18								
19								
20								
								BOH @ 7.0'

**Day Environmental, Inc.**  
**40 Commercial Street**  
**Rochester, New York 14614**  
**(585) 454-0210**

**DRAFT**

**BORING NUMBER: TB-4**

**Project:** Anderson Cleaners

**DAY Representative:** JKH

**Drilling Contractor:** Day Environmental, Inc.

**Drilling Rig:** Geoprobe

**Sampling Method:** Direct Push

**Completion Method:** Backfilled with cuttings

**Project No:** 3292S-03

**Boring Location:** See Test Boring Location Plan

**Ground Surface Elevation:** NA

**Datum:** NA

**Start Date:** 08/04/03

**Completion Date:** 08/04/03

**Borehole Diameter:** 2.0"

**Borehole Depth:** 7.0'

**Water Level:** Approximately 4.0'

Depth (feet)	Blows per 0.5'	Number	Depth (feet)	% Recovery	N-Value or RQD %	Peak PID Reading (ppm)	Well Installation Log	Sample Description
1	NA	S-1	0-2	80	NA	5.8		Concrete Floor: 0.4 feet thick
2								Brown Sandy Silt, moist (FILL)
3	NA	S-2	2-4	20	NA	302		Dark Brown Sand, some Silt, little Gravel, moist (FILL)
4								... wet
5	NA	S-3	4-7	50	NA	47.0		Gray Clayey SILT, some Organics, trace Sand, wet
6								* Analytical Laboratory Sample TB-4 (4-7')
7								
8								BOH @ 7.0'
9								
10								
11								
12								
13								
14								
15								
16								
17								
18								
19								
20								

Day Environmental, Inc.  
40 Commercial Street  
Rochester, New York 14614  
(585) 454-0210

**DRAFT**

**BORING NUMBER: TB-5**

**Project:** Anderson Cleaners

**DAY Representative:** JKH

**Drilling Contractor:** Day Environmental, Inc.

**Drilling Rig:** Geoprobe

**Sampling Method:** Direct Push

**Completion Method:** Backfilled with cuttings

**Project No:** 3292S-03

**Boring Location:** See Test Boring Location Plan

**Ground Surface Elevation:** NA

**Datum:** NA

**Start Date:** 08/04/03

**Completion Date:** 08/04/03

**Borehole Diameter:** 2.0"

**Borehole Depth:** 2.0'

**Water Level:** Not Encountered

Depth (feet)	Blows per 0.5'	Number	Depth (feet)	% Recovery	N-Value or RQD %	Peak PID Reading (ppm)	Well Installation Log	Sample Description
1	NA	S-1	0-2	50	NA	38.5		Concrete Floor: 0.4 feet thick
2								Dark Brown Sand, some Gravel, some trace Silt, moist (FILL)
3								Refusal @ 2.0'
4								
5								
6								
7								
8								
9								
10								
11								
12								
13								
14								
15								
16								
17								
18								
19								
20								



**Day Environmental, Inc.**  
**40 Commercial Street**  
**Rochester, New York 14614**  
**(585) 454-0210**

**DRAFT**

**BORING NUMBER: TB-6**

**Project:** Anderson Cleaners

**DAY Representative:** JKH

**Drilling Contractor:** Day Environmental, Inc.

**Drilling Rig:** Geoprobe

**Sampling Method:** Direct Push

**Completion Method:** Backfilled with cuttings

**Project No:** 3292S-03

**Boring Location:** See Test Boring Location Plan

**Ground Surface Elevation:** NA

**Datum:** NA

**Start Date:** 08/04/03

**Completion Date:** 08/04/03

**Borehole Diameter:** 2.0"

**Borehole Depth:** 4.0'

**Water Level:** Approximately 3.0'

Depth (feet)	Blows per 0.5'	Number	Depth (feet)	% Recovery	N-Value or RQD %	Peak PID Reading (ppm)	Well Installation Log	Sample Description
1	NA	S-1	0-2	50	NA	5.2		Brown Silt, some Sand, little Gravel (FILL)
2								Dark Brown Sand, some Gravel, moist (FILL) ... wet
3	NA	S-2	2-4	70	NA	250		* Analytical Laboratory Sample TB-6 (2-4') Gray Clayey SILT, some Sand, trace Organics, wet
4								BOH @ 4.0'
5								
6								
7								
8								
9								
10								
11								
12								
13								
14								
15								
16								
17								
18								
19								
20								

**Day Environmental, Inc.**  
**40 Commercial Street**  
**Rochester, New York 14614**  
**(585) 454-0210**

**DRAFT**

**BORING NUMBER: TB-7**

**Project:** Anderson Cleaners

**DAY Representative:** JKH

**Drilling Contractor:** Day Environmental, Inc.

**Drilling Rig:** Geoprobe

**Sampling Method:** Direct Push

**Completion Method:** Backfilled with cuttings

**Project No:** 3292S-03

**Boring Location:** See Test Boring Location Plan

**Ground Surface Elevation:** NA

**Datum:** NA

**Start Date:** 08/04/03

**Completion Date:** 08/04/03

**Borehole Diameter:** 2.0"

**Borehole Depth:** 4.0'

**Water Level:** Approximately 3.0'

Depth (feet)	Blows per 0.5'	Number	Depth (feet)	% Recovery	N-Value or RQD %	Peak PID Reading (ppm)	Well Installation Log	Sample Description
1	NA	S-1	0-2	50	NA	0.0		Brown Silt, some Gravel, moist (FILL)
2								Dark Brown Sand, some Gravel, trace Silt, moist (FILL)
3	NA	S-2	2-4	25	NA	0.0		... wet
4								Gray Clayey SILT, some Sand, trace Organics, wet
5								BOH @ 4.0'
6								
7								
8								
9								
10								
11								
12								
13								
14								
15								
16								
17								
18								
19								
20								

**Day Environmental, Inc.**  
**40 Commercial Street**  
**Rochester, New York 14614**  
**(585) 454-0210**

**DRAFT**

**BORING NUMBER: TB-8**

**Project:** Anderson Cleaners

**DAY Representative:** JKH

**Drilling Contractor:** Day Environmental, Inc.

**Drilling Rig:** Geoprobe

**Sampling Method:** Direct Push

**Completion Method:**

**Project No:** 3292S-03

**Boring Location:** See Test Boring Location Plan

**Ground Surface Elevation:** NA

**Datum:** NA

**Start Date:** 08/04/03

**Completion Date:** 08/04/03

**Borehole Diameter:** 2.0"

**Borehole Depth:** 2.0'

**Water Level:** Not Encountered

Depth (feet)	Blows per 0.5'	Number	Depth (feet)	% Recovery	N-Value or RQD %	Peak PID Reading (ppm)	Well Installation Log	Sample Description
1	NA	S-1	0-2	70	NA	0.0		Brown Silt, some Sand, little Gravel, moist (FILL)
2								Dark Brown Sand, some Gravel, trace Silt, moist (FILL)
3								BOH @ 2.0'
4								
5								
6								
7								
8								
9								
10								
11								
12								
13								
14								
15								
16								
17								
18								
19								
20								

**Day Environmental, Inc.**  
**40 Commercial Street**  
**Rochester, New York 14614**  
**(585) 454-0210**

**DRAFT**

**BORING NUMBER: TB-9**

**Project:** Anderson Cleaners

**DAY Representative:** JKH

**Drilling Contractor:** Day Environmental, Inc.

**Drilling Rig:** Geoprobe

**Sampling Method:** Direct Push

**Completion Method:**

**Project No:** 3292S-03

**Boring Location:** See Test Boring Location Plan

**Ground Surface Elevation:** NA

**Datum:** NA

**Start Date:** 08/04/03

**Completion Date:** 08/04/03

**Borehole Diameter:** 2.0"

**Borehole Depth:** 2.0'

**Water Level:** Not Encountered

Depth (feet)	Blows per 0.5'	Number	Depth (feet)	% Recovery	N-Value or RQD %	Peak PID Reading (ppm)	Well Installation Log	Sample Description
1	NA	S-1	0-2	60	NA	4.0		Brown Silt, some Sand, little Gravel, moist (FILL)
2								Dark Brown Sand, some Gravel, moist (FILL)
3								BOH @ 2.0'
4								
5								
6								
7								
8								
9								
10								
11								
12								
13								
14								
15								
16								
17								
18								
19								
20								

**Day Environmental, Inc.**  
**40 Commercial Street**  
**Rochester, New York 14614**  
**(585) 454-0210**

**DRAFT**

**BORING NUMBER: TB-10 (MW-1)**

**Project:** Anderson Cleaners

**DAY Representative:** D. Noll

**Drilling Contractor:** Day Environmental, Inc. *SIC*

**Drilling Rig:** Track Mount 54LT

**Sampling Method:** Direct Push

**Completion Method:** 1" PVC Screen & Riser

**Project No:** 3292S-03

**Boring Location:** See Test Boring Location Plan

**Ground Surface Elevation:** NA

**Datum:** NA

**Start Date:** 09/03/03

**Completion Date:** 09/03/03

**Borehole Diameter:** 2.25"

**Borehole Depth:** 14.5'

**Water Level:** 1.4' from TOC on 9/12/03

Depth (feet)	Blows per 0.5'	Number	Depth (feet)	% Recovery	N-Value or RQD %	Peak PID Reading (ppm)	Well Installation Log	Sample Description
1						2.3		3" Gravel
2	NA	S-1	0-4	30	NA	640		Brown Silt, Sand, Gravel (FILL)
3						175		
4								
5						1700		... wet @ 5.0'
6	NA	S-2	4-8	50	NA	502		
7						50.1		
8								
9						2100		* Analytical Laboratory Sample TB-10 (8-10')
10	NA	S-3	8-12	70	NA	1310		
11						40.8		
12						430		
13	NA	S-4	12-14.5	90	NA	238		
14						208		
15								Refusal @ 14.5'
16								
17								
18								
19								
20								

**Day Environmental, Inc.**  
**40 Commercial Street**  
**Rochester, New York 14614**  
**(585) 454-0210**

**DRAFT**

**BORING NUMBER: TB-11 (MW-2)**

**Project:** Anderson Cleaners

**DAY Representative:** D. Noll

**Drilling Contractor:** Day Environmental, Inc.

**Drilling Rig:** Track Mount 54LT

**Sampling Method:** Direct Push

**Completion Method:** 1" PVC Screen & Riser

**Project No:** 3292S-03

**Boring Location:** See Test Boring Location Plan

**Ground Surface Elevation:** NA

**Datum:** NA

**Start Date:** 09/03/03

**Completion Date:** 09/03/03

**Borehole Diameter:** 2.25"

**Borehole Depth:** 12.0'

**Water Level:** 4.09' from TOC on 9/12/03

Depth (feet)	Blows per 0.5'	Number	Depth (feet)	% Recovery	N-Value or RQD %	Peak PID Reading (ppm)	Well Installation Log	Sample Description
1	NA	S-1	0-4	80	NA	16.7		Gravel / Asphalt
						588		Gray Clayey SILT, some Sand, little Gravel, moist
2						437		
3						48.6		
4	NA	S-2	4-8	70	NA	430		... wet @ 4.0'
5						297		
6						60.4		Brown Clayey SILT, some Sand, little Gravel, wet
7						29.2		
8	NA	S-3	8-12	90	NA	430		
9						30.2		
10						29.7		
11						25.8		
12								Refusal @ 12.0'
13								
14								
15								
16								
17								
18								
19								
20								



**Day Environmental, Inc.**  
**40 Commercial Street**  
**Rochester, New York 14614**  
**(585) 454-0210**

**DRAFT**

**BORING NUMBER: TB-13**

**Project:** Anderson Cleaners

**DAY Representative:** D. Noll

**Drilling Contractor:** Day Environmental, Inc.

**Drilling Rig:** Track Mount 54LT

**Sampling Method:** Direct Push

**Completion Method:** Backfilled with cuttings

**Project No:** 3292S-03

**Boring Location:** See Test Boring Location Plan

**Ground Surface Elevation:** NA

**Datum:** NA

**Start Date:** 09/03/03

**Completion Date:** 09/03/03

**Borehole Diameter:** 2.25"

**Borehole Depth:** 7.7'

**Water Level:** Approximately 5.0'

Depth (feet)	Blows per 0.5'	Number	Depth (feet)	% Recovery	N-Value or RQD %	Peak PID Reading (ppm)	Well Installation Log	Sample Description
1	NA	S-1	0-4	50	NA			Brown / Gray Silt, Sand, Gravel, Brick (FILL)
2								
3								
4								
5	NA	S-2	4-7.7	90	NA			Brown / Gray Clayey SILT, some Gravel, trace Sand, moist  ... wet @ 5.0'  * Analytical Laboratory Sample TB-13 (6-7.7')  ... Seam of SAND and GRAVEL @ 7.0-7.7'
6								
7								
8								
9								Refusal @ 7.7'
10								
11								
12								
13								
14								
15								
16								
17								
18								
19								
20								



**Day Environmental, Inc.**  
**40 Commercial Street**  
**Rochester, New York 14614**  
**(585) 454-0210**

**DRAFT**

**BORING NUMBER: TB-14 (MW-5)**

**Project:** Anderson Cleaners

**DAY Representative:** D. Noll

**Drilling Contractor:** Day Environmental, Inc.

**Drilling Rig:** Track Mount 54LT

**Sampling Method:** Direct Push

**Completion Method:** 1" PVC Screen & Riser

**Project No:** 3292S-03

**Boring Location:** See Test Boring Location Plan

**Ground Surface Elevation:** NA

**Datum:** NA

**Start Date:** 09/03/03

**Completion Date:** 09/03/03

**Borehole Diameter:** 2.25"

**Borehole Depth:** 11.4'

**Water Level:** 1.32' from TOC on 9/12/03

Depth (feet)	Blows per 0.5'	Number	Depth (feet)	% Recovery	N-Value or RQD %	Peak PID Reading (ppm)	Well Installation Log	Sample Description
1								Asphalt / Gravel
2	NA	S-1	0-4	50	NA			Brown / Gray Silt, Sand, Gravel, Clay (FILL)
3								... Faint petroleum odor at approx. 2-7'
4								Brown / Gray Clayey SILT, trace Sand, moist
5								
6	NA	S-2	4-8	70	NA			
7								Seam of SAND and GRAVEL, wet
8								Brown Sandy SILT, little Gravel, trace Clay, wet
9								
10	NA	S-3	8-11.4	100	NA			
11								
12								Refusal @ 11.4'
13								
14								
15								
16								
17								
18								
19								
20								

**Day Environmental, Inc.**  
**40 Commercial Street**  
**Rochester, New York 14614**  
**(585) 454-0210**

**DRAFT**

**BORING NUMBER: TB-15**

**Project:** Anderson Cleaners

**DAY Representative:** D. Noll

**Drilling Contractor:** Day Environmental, Inc.

**Drilling Rig:** Track Mount 54LT

**Sampling Method:** Direct Push

**Completion Method:** Backfilled with cuttings

**Project No:** 3292S-03

**Boring Location:** See Test Boring Location Plan

**Ground Surface Elevation:** NA

**Datum:** NA

**Start Date:** 09/03/03

**Completion Date:** 09/03/03

**Borehole Diameter:** 2.25"

**Borehole Depth:** 11.6'

**Water Level:** Approximately 6.0'

Depth (feet)	Blows per 0.5'	Number	Depth (feet)	% Recovery	N-Value or RQD %	Peak PID Reading (ppm)	Well Installation Log	Sample Description
1	NA	S-1	0-4	50	NA			Topsoil
2								Silt, Sand, Gravel, Brick, moist (FILL)
3								
4	NA	S-2	4-8	70	NA			Brown / Gray Clayey SILT, some Sand, little Gravel, moist
5								
6								... wet @ 6.0'
7	NA	S-3	8-11.6	90	NA			Brown SAND and GRAVEL (FILL) wet
8								
9								
10								* Analytical Laboratory Sample TB-15 (8-10')
11								
12								
13								Refusal @ 11.6'
14								
15								
16								
17								
18								
19								
20								
21								

**Day Environmental, Inc.**  
**40 Commercial Street**  
**Rochester, New York 14614**  
**(585) 454-0210**

**DRAFT**

**BORING NUMBER: TB-16 (MW-3)**

**Project:** Anderson Cleaners

**DAY Representative:** D. Noll

**Drilling Contractor:** Day Environmental, Inc.

**Drilling Rig:** Track Mount 54LT

**Sampling Method:** Direct Push

**Completion Method:** 1" PVC Screen & Riser

**Project No:** 3292S-03

**Boring Location:** See Test Boring Location Plan

**Ground Surface Elevation:** NA      **Datum:** NA

**Start Date:** 09/03/03

**Completion Date:** 09/03/03

**Borehole Diameter:** 2.25"

**Borehole Depth:** 11.1'

**Water Level:** 0.6' from TOC on 9/12/03

Depth (feet)	Blows per 0.5'	Number	Depth (feet)	% Recovery	N-Value or RQD %	Peak PID Reading (ppm)	Well Installation Log	Sample Description
1	NA	S-1	0-4	60	NA	0.0		Topsoil
2						0.0		Silt, Sand, Gravel, Brick, moist (FILL)
3						0.0		Brown / Gray Silty CLAY, some Sand, trace Gravel, moist
4						0.0		
5	NA	S-2	4-8	90	NA	0.0		Brown SAND and GRAVEL, little Silt, trace Clay, wet
6						0.0		
7						0.0		
8						0.0		
9	NA	S-3	8-11.1	90	NA	0.0		... wet @ 8.0'
10						0.0		
11						0.0		
12								Refusal @ 11.1'
13								
14								
15								
16								
17								
18								
19								
20								

**Day Environmental, Inc.**  
**40 Commercial Street**  
**Rochester, New York 14614**  
**(585) 454-0210**

**DRAFT**

**BORING NUMBER: TB-17**

**Project:** Anderson Cleaners

**DAY Representative:** D. Noll

**Drilling Contractor:** Day Environmental, Inc.

**Drilling Rig:** Track Mount 54LT

**Sampling Method:** Direct Push

**Completion Method:** Backfilled with cuttings

**Project No:** 3292S-03

**Boring Location:** See Test Boring Location Plan

**Ground Surface Elevation:** NA

**Datum:** NA

**Start Date:** 09/03/03

**Completion Date:** 09/03/03

**Borehole Diameter:** 2.25"

**Borehole Depth:** 10.3'

**Water Level:** Approximately 5.0'

Depth (feet)	Blows per 0.5'	Number	Depth (feet)	% Recovery	N-Value or RQD %	Peak PID Reading (ppm)	Well Installation Log	Sample Description
1	NA	S-1	0-4	80	NA	0.0		Topsoll
2						0.0		Silt, Sand, Gravel, Brick, moist (FILL)
3						0.0		Brown Clayey SILT, some Sand, little Gravel, moist
4						0.0		
5	NA	S-2	4-8	60	NA	0.0		... wet @ 5.0' ... some Gravel
6						0.0		
7						0.0		
8						0.0		
9	NA	S-3	8-10.3	90	NA	0.0		* Analytical Laboratory Sample TB-17 (8-10')
10						0.0		
11								Refusal @ 10.3'
12								
13								
14								
15								
16								
17								
18								
19								
20								

**Day Environmental, Inc.**  
**40 Commercial Street**  
**Rochester, New York 14614**  
**(585) 454-0210**

**DRAFT**

**BORING NUMBER: TB-18 (MW-4)**

**Project:** Anderson Cleaners

**DAY Representative:** D. Noll

**Drilling Contractor:** Day Environmental, Inc.

**Drilling Rig:** Track Mount 54LT

**Sampling Method:** Direct Push

**Completion Method:** 1" PVC Screen & Riser

**Project No:** 3292S-03

**Boring Location:** See Test Boring Location Plan

**Ground Surface Elevation:** NA

**Datum:** NA




**Start Date:** 09/03/03

**Completion Date:** 09/03/03

**Borehole Diameter:** 2.25"

**Borehole Depth:** 11.3'

**Water Level:** 2.37' from TOC on 9/12/03

Depth (feet)	Blows per 0.5'	Number	Depth (feet)	% Recovery	N-Value or RQD %	Peak PID Reading (ppm)	Well Installation Log	Sample Description
1	NA	S-1	0-4	10	NA			Topsoil
2								Silt, Sand, Gravel, Brick, moist (FILL)
3								
4	NA	S-2	4-8	50	NA	1300		Brown / Gray Clayey SILT, some Sand, little Gravel, wet
5						1748		
6						20.8		
7	NA	S-3	8-11.3	70	NA			Brown Silty SAND and GRAVEL, little Clay, wet
8								
9								
10								Refusal @ 11.3'
11								
12								
13								
14								
15								
16								
17								
18								
19								
20								
21								

**Day Environmental, Inc.**  
**40 Commercial Street**  
**Rochester, New York 14614**  
**(585) 454-0210**

**DRAFT**

**BORING NUMBER: TB-19**

**Project:** Anderson Cleaners

**Project No:** 3292S-03

**DAY Representative:** D. Noll

**Boring Location:** See Test Boring Location Plan

**Drilling Contractor:** Day Environmental, Inc.

**Ground Surface Elevation:** NA

**Datum:** NA

**Drilling Rig:** Track Mount 54LT

**Start Date:** 09/03/03

**Completion Date:** 09/03/03

**Sampling Method:** Direct Push

**Borehole Diameter:** 2.25"

**Borehole Depth:** 10.9'

**Completion Method:** Backfilled with cuttings

**Water Level:** Approximately 4.0'

Depth (feet)	Blows per 0.5'	Number	Depth (feet)	% Recovery	N-Value or RQD %	Peak PID Reading (ppm)	Well Installation Log	Sample Description
1	NA	S-1	0-4	70	NA	0.0		Gravel / Asphalt
						0.0		Silt, Sand, Gravel, Brick, moist (FILL)
2						0.0		
3						0.0		
4	NA	S-2	4-8	60	NA	0.0		Brown / Gray Clayey SILT, some Sand, little Gravel, wet
5						0.0		
6						0.0		
7						0.0		
8	NA	S-3	8-10.9	80	NA	0.0		Brown Silty SAND and GRAVEL, little Clay, wet
9						0.0		* Analytical Laboratory Sample TB-19 (8-10')
10						0.0		
11						0.0		
12								Refusal @ 10.9'
13								
14								
15								
16								
17								
18								
19								
20								

**Day Environmental, Inc.**  
**40 Commercial Street**  
**Rochester, New York 14614**  
**(585) 454-0210**

**DRAFT**

**BORING NUMBER: TB-20**

**Project:** Anderson Cleaners  
**DAY Representative:** D. Noll  
**Drilling Contractor:** Day Environmental, Inc.  
**Drilling Rig:** Track Mount 54LT  
**Sampling Method:** Direct Push  
**Completion Method:** Backfilled with cuttings

**Project No:** 3292S-03  
**Boring Location:** See Test Boring Location Plan  
**Ground Surface Elevation:** NA      **Datum:** NA  
**Start Date:** 09/03/03      **Completion Date:** 09/03/03  
**Borehole Diameter:** 2.25"      **Borehole Depth:** 1.4'  
**Water Level:** Not Encountered

Depth (feet)	Blows per 0.5'	Number	Depth (feet)	% Recovery	N-Value or RQD %	Peak PID Reading (ppm)	Well Installation Log	Sample Description
1	NA	S-1	0-1.4	50	NA	0.0		3" Asphalt
						0.0		Silt, Sand, Gravel (FILL), damp
2								Refusal @ 1.4'
3								
4								
5								
6								
7								
8								
9								
10								
11								
12								
13								
14								
15								
16								
17								
18								
19								
20								

**Day Environmental, Inc.**  
**40 Commercial Street**  
**Rochester, New York 14614**  
**(585) 454-0210**

**DRAFT**

**BORING NUMBER: TB-21**

**Project:** Anderson Cleaners

**DAY Representative:** D. Noll

**Drilling Contractor:** Day Environmental, Inc.

**Drilling Rig:** Track Mount 54LT

**Sampling Method:** Direct Push

**Completion Method:** Backfilled with cuttings

**Project No:** 3292S-03

**Boring Location:** See Test Boring Location Plan

**Ground Surface Elevation:** NA

**Datum:** NA

**Start Date:** 09/03/03

**Completion Date:** 09/03/03

**Borehole Diameter:** 2.25"

**Borehole Depth:** 7.7'

**Water Level:** Approximately 4.0'

Depth (feet)	Blows per 0.5'	Number	Depth (feet)	% Recovery	N-Value or RQD %	Peak PID Reading (ppm)	Well Installation Log	Sample Description
1	NA	S-1	0-4	70	NA			Topsoil
2								Silt, Sand, Gravel, Brick, moist (FILL)
3								
4	NA	S-2	4-7.7	80	NA			Brown / Back Clayey SILT, some Gravel (Faint odor possible organics)
5								... wet @ 4.0'
6								
7								* Analytical Laboratory Sample TB-21 (6-7.7')
8								
9								
10								Refusal @ 7.7'
11								
12								
13								
14								
15								
16								
17								
18								
19								
20								
21								



**Day Environmental, Inc.**  
**40 Commercial Street**  
**Rochester, New York 14614**  
**(585) 454-0210**

**DRAFT**

**BORING NUMBER: TB-22**

**Project:** Anderson Cleaners  
**DAY Representative:** D. Peck  
**Drilling Contractor:** SLC Environmental Services  
**Drilling Rig:** Geoprobe 54LT Track-Mount  
**Sampling Method:** Direct Push  
**Completion Method:** Backfilled with cuttings

**Project No:** 3292S-03  
**Boring Location:** See Site Plan  
**Ground Surface Elevation:** NA      **Datum:** NA  
**Start Date:** 11/13/03      **Completion Date:** 11/13/03  
**Borehole Diameter:** 2.25"      **Borehole Depth:** 11.9'  
**Water Level:** Approximately 3.0'

Depth (feet)	Blows per 0.5'	Number	Depth (feet)	% Recovery	Laboratory Sample	Peak PID Reading (ppm)	Well Installation Log	Sample Description
1	NA	S-1	0-4	50	NA	88.6		3" Gravel
2						1411		Brown Silt, Sand, Gravel (FILL), moist
3						1009		Brown to Gray Clayey SILT, some Sand, little Gravel, wet
4	NA	S-2	4-8	80	NA	982		
5						192		
6						215		
7	NA	S-3	8-11.9	70	NA	1020		... Running SAND at 9.0', wet
8						1075		
9								... fine SAND, trace Gravel, moist
10								
11								
12								Refusal @ 11.9'
13								
14								
15								
16								
17								
18								
19								
20								

**Day Environmental, Inc.**  
**40 Commercial Street**  
**Rochester, New York 14614**  
**(585) 454-0210**

**DRAFT**

**BORING NUMBER: TB-23 (MW-6)**

**Project:** Anderson Cleaners

**DAY Representative:** D. Peck

**Drilling Contractor:** SLC Environmental Services

**Drilling Rig:** Geoprobe 54LT Track-Mount

**Sampling Method:** Direct Push

**Completion Method:** 1-inch PVC Well Installed

**Project No:** 3292S-03

**Boring Location:** See Site Plan

**Ground Surface Elevation:** NA

**Start Date:** 11/13/03

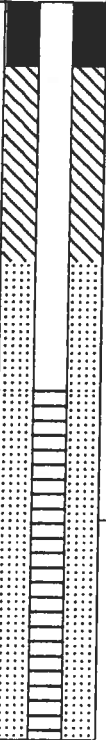
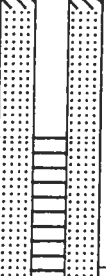
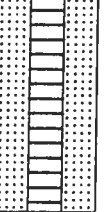
**Borehole Diameter:** 2.25"

**Water Level:**

**Datum:** NA

**Completion Date:** 11/13/03

**Borehole Depth:** 11.4'

Depth (feet)	Blows per 0.5'	Number	Depth (feet)	% Recovery	Laboratory Sample	Peak PID Reading (ppm)	Well Installation Log	Sample Description
1	NA	S-1	0-4	40	NA	7.4		3" Gravel Brown Silt, Sand, Gravel (FILL), moist
2								
3						14.9		Brown to Gray Clayey SILT, some Sand, little Gravel, moist
4	NA	S-2	4-8	70	NA	1.5		... wet
5						0.8		
6						1.5		
7	NA	S-3	8-11.4	50	NA	12.2		Brown coarse SAND, wet
8						6.5		
9								... becoming fine to medium SAND
10								
11								
12								Refusal @ 11.4'
13								
14								
15								
16								
17								
18								
19								
20								

**Day Environmental, Inc.**  
**40 Commercial Street**  
**Rochester, New York 14614**  
**(585) 454-0210**

**DRAFT**

**BORING NUMBER: TB-24**

**Project:** Anderson Cleaners

**DAY Representative:** D. Peck

**Drilling Contractor:** SLC Environmental Services

**Drilling Rig:** Geoprobe 54LT Track-Mount

**Sampling Method:** Direct Push

**Completion Method:** Backfilled with cuttings

**Project No:** 3292S-03

**Boring Location:** See Site Plan

**Ground Surface Elevation:** NA

**Start Date:** 11/13/03

**Borehole Diameter:** 2.25"

**Water Level:** Approximately 4.0'

**Datum:** NA

**Completion Date:** 11/13/03

**Borehole Depth:** 11.9'

Depth (feet)	Blows per 0.5'	Number	Depth (feet)	% Recovery	Laboratory Sample	Peak PID Reading (ppm)	Well Installation Log	Sample Description
1	NA	S-1	0-4	30	NA	3.7		3" Concrete
2						2.1		Brown Silt, Sand and Gravel, moist (FILL)
3						6.7		Brown to Gray Clayey SILT, moist
4	NA	S-2	4-8	80	NA	29.8		Brown to Gray SAND and GRAVEL, wet
5						313		Brown / Gray Clayey SILT, trace Sand, wet
6						278		
7						553		
8	NA	S-3	8-11.9	40	NA	436		Refusal @ 11.9'
9						537		
10						22.9		
11								
12								
13								
14								
15								
16								
17								
18								
19								
20								

Day Environmental, Inc.  
40 Commercial Street  
Rochester, New York 14614  
(585) 454-0210

**DRAFT**

**BORING NUMBER: TB-25**

**Project:** Anderson Cleaners  
**DAY Representative:** D. Peck  
**Drilling Contractor:** SLC Environmental Services  
**Drilling Rig:** Geoprobe 54LT Track-Mount  
**Sampling Method:** Direct Push  
**Completion Method:** Backfilled with cuttings

**Project No:** 3292S-03  
**Boring Location:** See Site Plan  
**Ground Surface Elevation:** NA  
**Start Date:** 11/13/03  
**Borehole Diameter:** 2.25"  
**Water Level:** Not Encountered  
**Datum:** NA  
**Completion Date:** 11/13/03  
**Borehole Depth:** 2.8'

Depth (feet)	Blows per 0.5'	Number	Depth (feet)	% Recovery	Laboratory Sample	Peak PID Reading (ppm)	Well Installation Log	Sample Description
1	NA	S-1	0-2.8	20	NA	3.3		4.5" Concrete
2						7.8		Brown Silt and Gravel (FILL)
3								... Dark Brown Silt
4								Refusal @ 2.8'
5								
6								
7								
8								
9								
10								
11								
12								
13								
14								
15								
16								
17								
18								
19								
20								

**Day Environmental, Inc.**  
**40 Commercial Street**  
**Rochester, New York 14614**  
**(585) 454-0210**

**DRAFT**

**BORING NUMBER: TB-26 (MW-7)**

**Project:** Anderson Cleaners

**DAY Representative:** D. Peck

**Drilling Contractor:** SLC Environmental Services

**Drilling Rig:** Geoprobe 54LT Track-Mount

**Sampling Method:** Direct Push

**Completion Method:** 1-inch PVC Well Installed

**Project No:** 3292S-03

**Boring Location:** See Site Plan

**Ground Surface Elevation:** NA

**Start Date:** 11/13/03

**Borehole Diameter:** 2.25"

**Water Level:**

**Datum:** NA

**Completion Date:** 11/13/03

**Borehole Depth:** 10.5'

Depth (feet)	Blows per 0.5'	Number	Depth (feet)	% Recovery	Laboratory Sample	Peak PID Reading (ppm)	Well Installation Log	Sample Description
1						8.3		5-inches of Concrete
2	NA	S-1	0-4	50	NA	4.2		Brown Silt and Gravel (FILL)
3						18.8		Brown / Gray Clayey SILT, moist
4						66.7		... trace organics at 3.0'
5						6.8		Gray Course SAND, wet
6	NA	S-2	4-8	25	NA			
7						12.3		Brown / Gray Clayey SILT, wet
8								
9	NA	S-3	8-10.5	NA	NA	21.7		Brown Silty SAND, wet
10						171		... becomes medium SAND
11								Refusal @ 10.5'
12								
13								
14								
15								
16								
17								
18								
19								
20								

**Day Environmental, Inc.**  
**40 Commercial Street**  
**Rochester, New York 14614**  
**(585) 454-0210**

**DRAFT**

**BORING NUMBER: TB-27 (MW-8)**

**Project:** Anderson Cleaners

**DAY Representative:** D. Peck

**Drilling Contractor:** SLC Environmental Services

**Drilling Rig:** Geoprobe 54LT Track-Mount

**Sampling Method:** Direct Push

**Completion Method:** Backfilled with cuttings

**Project No:** 3292S-03

**Boring Location:** See Site Plan

**Ground Surface Elevation:** NA

**Start Date:** 11/13/03

**Borehole Diameter:** 2.25"

**Water Level:**

**Datum:** NA

**Completion Date:** 11/13/03

**Borehole Depth:** 11.5'

Depth (feet)	Blows per 0.5'	Number	Depth (feet)	% Recovery	Laboratory Sample	Peak PID Reading (ppm)	Well Installation Log	Sample Description
1						0.4		3" Wood Floor 2" Asphalt 3" Concrete
2	NA	S-1	0-4	50	NA	0.7		Brown Silt, Sand and Gravel (FILL), moist
3						1.0		Brown / Gray Clayey SILT, little Gravel, moist
4								Brown/Gray coarse SAND, little Gravel, wet
5						3.7		
6	NA	S-2	4-8	70	NA	0.3		Brown / Gray Clayey SILT, wet
7						0.1		
8						0.5		
9								... little rounded Gravel
10	NA	S-3	8-11.5	70	NA	0.0		
11						0.0		
12								Refusal @ 11.5'
13								
14								
15								
16								
17								
18								
19								
20								

**ATTACHMENT B**

**TABLES**

EHMKE WELL DRILLING INFORMATION



# DAY ENVIRONMENTAL

## MEMORANDUM OF TELEPHONE CONVERSATION

PERSON CALLED/CALLING: Bob Ehmke \_\_\_\_\_

COMPANY OR AGENCY: Ehmke Well Drilling \_\_\_\_\_

TELEPHONE NUMBER: 716-934-2658 \_\_\_\_\_

DATE: May 17, 2004 TIME: \_\_\_\_\_

1. PROJECT: Anderson Cleaners 3292S-03

REGARDING: On-site well information \_\_\_\_\_

### NOTES:

Bob Ehmke was aware of 3 wells at the Anderson Cleaners site: 2 water wells and 1 gas well. Mr. Ehmke drilled the wells himself.

- 1950 – first water well installed. Total depth= 40 feet (33 feet of 6-inch casing and 7 feet into rock.)
- 1954 – second water well installed. Total depth = 100 feet (31 feet of 8-inch casing, then open hole in rock. In 1956, Ehmke installed new steel piping in the 88-inch well casing. This well yielded 35 gpm.
- Gas well installed (date not given). Total depth = 1828 feet.

Mr. Ehmke will fax or mail the logs to our office. He recalled that the geology consisted of shale bedrock (starting at about 31 feet). The shale is overlain by gravel, then a clay/gravel “hard pan,” then “blue clay”, then mixed fill (the fill is from the ground surface to about 10 feet).

Mr. Ehmke has no well location records.

PREPARED BY: Claire Quadri

# ANDERSON CLEANERS

ANDERSON, DAVID

DATE 2/17/50

Hunt Rd

DRILLER CL & PL EMMÉ

Jamestown, N.Y.

RIG # 1

WELL LOCATION -

DEPTH - 33' drive pipe 8 1/4" 1310' Deep

ROCK - 250' casing 6 1/4"  
510' tubing 2"

WATER - ROCK - GRAVEL -

CASING - Gas at 637' - 12,000

REMARKS - 721' - 28,000

804' - 140,000 no good

856' - 232,000 " "

## ANDERSON CLEANERS

DATE 3/15-26/60

Hunt Road

DRILLER Babe-Dick- Carl

Jamestown, N.Y.

RIG # 17 (1st. jbb)

WELL LOCATION - same

DEPTH - 1539'

ROCK -

WATER - ROCK - GRAVEL -

CASING -

REMARKS - Started drilling at 1310'. Ream hole to 1310' with 6 1/8" bit. over

## ANDERSON CLEANERS

DATE 3/29 & 4-1-60

Hunt Road

DRILLER Babe-Dick

Jamestown, N.Y.

RIG # 17

WELL LOCATION - same

DEPTH - 1828'

ROCK -

WATER - ROCK - GRAVEL -

CASING -

REMARKS - Drilled 1539' to 1828'

over



Gas well

(ABANDONED)

FOR CLARE QUADRI  
RUE FRANK

ANDERSON CLEANERS

DATE 6-12-54

Jamestown, N.Y.

DRILLER

RIG # 3

WELL LOCATION -

DEPTH - 100'

ROCK -

WATER - 31'

ROCK -

GRAVEL -

CASING - 31'-8"

REMARKS - 35GPM

Water well

ANDERSON, DAVID

DATE 4-18-50

Hunt Rd.

DRILLER

Jamestown, N.Y.

RIG # 1

WELL LOCATION -

DEPTH - 40'

ROCK -

WATER - 33'

ROCK -

GRAVEL -

CASING - 33'-6" WI

REMARKS -

Water well

**BEACON Report No. EM1709**

**PASSIVE SOIL-GAS SURVEY  
5 HUNT ROAD  
JAMESTOWN, NY**

**Prepared for**

**Day Environmental, Inc.  
40 Commercial Street  
Rochester, NY 14614**

**by**



**Beacon Environmental Services, Inc.  
323 Williams Street  
Suite D  
Bel Air, MD 21014**

**April 5, 2005**

### **Applying Results from Soil-Gas Surveys**

The utility of soil-gas surveys is directly proportional to their accuracy in reflecting and representing changes in the subsurface concentrations of source compounds. Passive soil-gas survey results are the mass collected from the vapor-phase emanating from the source. The vapor-phase is merely a fractional trace of the source, so, as a matter of convenience, the units used in reporting detection values from passive soil-gas surveys are smaller than those employed for source-compound concentrations.

The critical fact is that, whatever the relative concentrations of source and associated soil gas, best results are realized when the ratio of soil-gas measurements to actual subsurface concentrations remains as close to constant as the real world permits. It is the reliability and consistency of this ratio, not the particular units of mass (e.g., nanograms) that determine usefulness. Thus, BEACON emphasizes the necessity of conducting — at minimum — follow-on intrusive sampling at one or two points that show relatively high soil-gas measurements to obtain corresponding concentrations of soil and groundwater contaminants. These correspondent values furnish the basis for approximating the required ratio. Once that ratio is established, it can be used in conjunction with the soil-gas measurements (regardless of the units adopted) to estimate subsurface contaminant concentrations across the survey field. It is important to keep in mind, however, that specific conditions at individual sample points, including soil porosity and permeability, depth to contamination, and perched ground water, can have significant impact on soil-gas measurements at those locations.

When passive soil-gas surveys are handled in this way, the data provide information that can yield substantial savings in drilling costs and in time. They furnish, among other things, a checklist of compounds expected at each survey location and help to determine how and where drilling budgets can most effectively be spent.

**BEACON Report Number: EM1709**

**Passive Soil-Gas Survey**

**5 Hunt Road**

**Jamestown, NY**

This Passive Soil-Gas Survey Report has been prepared for Day Environmental, Inc. (DAY) by Beacon Environmental Services, Inc. (BEACON) in accordance with the terms of Work Order No. 3563S-04/CCD3154, dated March 14, 2005. BEACON's principal technical contact at DAY for this project has been Mr. Chris Davidson. Passive soil-gas samples were collected following the protocols of the EMFLUX<sup>®</sup> Passive Soil-Gas Sampling System.

**1. Objectives**

Soil-gas samples were collected to determine the presence, identity, and relative strength of targeted contaminants in soil and/or ground water at the 5 Hunt Road site. Survey results will be used to delineate the lateral extent of known contamination at the site.

**2. Target Compounds**

This survey targeted the 12 compounds listed in **Table 1**, which supplies the resulting laboratory data in nanograms (ng) of specific compound per cartridge.

**3. Survey Description**

- No. of Field Sample Points: 14
- No. of Duplicate Field Samples: 1
- No. of Trip Blanks: 1
- Total No. of Samples: 16
- Field sample locations are shown on **Figure 1**.

**4. Field Work**

DAY was provided a Field Kit with the equipment needed to conduct a 14-point passive soil-gas survey. Samplers were deployed on March 18, 2005, and were retrieved on March 24, 2005. **Attachment 1** describes the field procedures used. Individual deployment and retrieval times will be found in the Field Deployment Report (**Attachment 2**).

5. **Analysis and Reporting Dates**

- BEACON's laboratory received 16 samples for analysis on March 25, 2005.
- Adsorbent cartridges from the passive samplers were thermally desorbed, then analyzed using gas chromatography/mass spectrometry (GC/MS) equipment, in accordance with EPA Method 8260B (Modified), as described in **Attachment 3**. BEACON's laboratory analyzed each cartridge for the targeted compounds.
- BEACON's laboratory completed the analysis on March 28, 2005. Following a laboratory review, results were provided to DAY on March 29, 2005.

6. **Report Notes and Quality Assurance/Quality Control Factors**

- **Table 1** provides survey results in nanograms per cartridge by sample-point number and compound name. The quantitation levels represent values above which quantitative laboratory results can be achieved within specified limits of precision and with a high degree of confidence. The quantitation level for each compound, therefore, provides a reliable basis for comparing the relative strength of any detection of that compound.
- **Data Compatibility.** It is important to note that when sample locations are covered with or near the edge of an artificial surface (*e.g.*, asphalt or concrete), sample measurements are often distorted (increased) significantly. Such distortion can be attributed to the fact that gas rising from sources beneath impermeable caps tends to reach equilibrium underneath the cap. Thus, a reading taken below or near an impermeable surface is much higher than it would be in the absence of such a cap.
- The **Chain-of-Custody** form, which was shipped with the samples for this survey, is supplied as **Attachment 4**.
- **Laboratory QA/QC procedures** included standards, surrogates, and blanks appropriate to EPA Method 8260 (Modified). Field work, analyses, and reporting were done in accordance with BEACON's Quality Assurance Program Plan.
- **QA/QC Contaminant Corrections.** Following EPA guidelines, laboratory data is not corrected for method blank or trip blank sample contamination values; any contamination detected on QA/QC samples is reported in **Table 1**.
- **Laboratory method blanks** are run each day with project samples to identify contamination present in the laboratory. If contamination is detected on a method blank, measurements of identical compounds on samples analyzed the same day are considered

to be suspect and are flagged in the laboratory report. The laboratory method blank analyzed in connection with the present samples revealed no contamination.

- The **trip blank** is a sampling cartridge prepared, transported, and analyzed with other samples but intentionally not exposed. Any target compounds identified on the trip blanks are reported in the laboratory data. The analysis of the trip blank (labeled Trip-1 in **Table 1**) reported none of the targeted compounds, indicating that the survey site itself is the source of detected contamination.
- **Duplicates.** BEACON's passive soil-gas samplers are prepared with two cartridges for subsequent duplicate or confirmatory sample analysis. At DAY's request, duplicate analysis was performed for sample SG-14, designated SG-14 D. Because of finite differences between the cartridges, and the random nature of diffusive particle movement, comparisons between duplicates and primary samples should be made on a qualitative basis, as quantitative results may be subject to random distortions. No target compounds were identified on sample SG-14 or SG-14 D.
- **Survey findings** are relative exclusively to this project and should not routinely be compared with results of other BEACON Surveys. *To establish a relationship between reported soil-gas measurements and actual subsurface contaminant concentrations, which will indicate those detections representing significant subsurface contamination, BEACON recommends the guidelines on the inside front cover of this report.*
- Notes on the Chain-of-Custody form indicated that sample location SG-5 had water in the sampling hole. When soil moisture content is high for at least part of the survey period, as at location SG-5, the diffusion rate of gas through a column of soil is reduced; therefore, soil-gas measurements would be expected to be lower than if the soil was dry.

**Figure 2** shows the distribution of Tetrachloroethene across the survey area.

- The following **Attachments** are included:
  - 1- Field Procedures
  - 2- Field Deployment Report
  - 3- Laboratory Procedures
  - 4- Chain-of-Custody Form

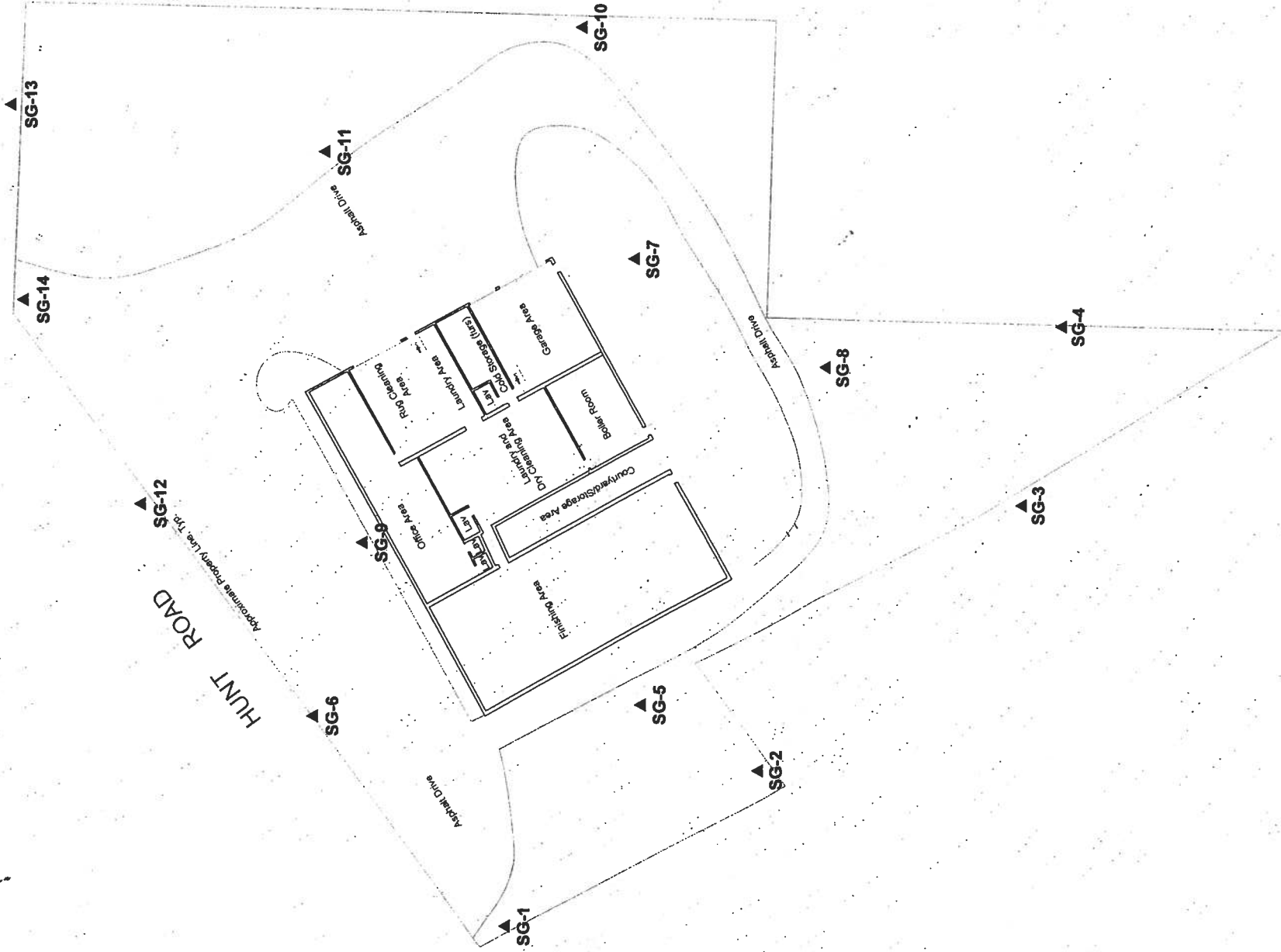


HUNT AVENUE

HUNT ROAD

HUXLEY STREET

KENMORE AVENUE



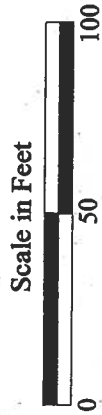
**NOTES:**

1. Site Plan produced from drawings by Habiterre Associates, Thorsell, Kennedy, Casker, Arnone & Hedin, P.C. entitled "Addition and Renovations, Anderson Cleaners, Inc", drawings A-1 Floor Plan dated October 22, 1985 and L-1 Grading Plan and from notes of a site visit by a representative of Day Environmental, Inc. on 08-04-03.
2. Soil gas locations were obtained in the field by a Trimble GeoXT GPS or tape measurement from existing site structures and should be considered accurate to the degree implied by the method used.



323 Williams Street, Suite D, Bel Air, MD, 800-878-5510  
Beacon Project No. EM1709, March 2005

▲ SG-7 PASSIVE SOIL-GAS SAMPLE LOCATION



**Figure 1**  
**Passive Soil-Gas Survey**  
**Sample Locations**

**5 Hunt Road**  
**Jamestown, NY**





Table 1

**Beacon Environmental Services, Inc.**  
**323 Williams Street, Ste. D**  
**Bel Air, MD 21014**

**Analysis by EPA Method 8260B (Modified)**

Client Sample ID:	Meth_Bl	Trip-1	SG-1	SG-2	SG-3	SG-4
Project Number:	EM1709	EM1709	EM1709	EM1709	EM1709	EM1709
Lab File ID:	05032803	05032804	05032805	05032806	05032807	05032808
Received Date:		3/25/2005	3/25/2005	3/25/2005	3/25/2005	3/25/2005
Analysis Date:	3/28/2005	3/28/2005	3/28/2005	3/28/2005	3/28/2005	3/28/2005
Analysis Time:	11:11	11:42	12:13	12:44	13:15	13:46
Units:	ng/trap	ng/trap	ng/trap	ng/trap	ng/trap	ng/trap
<b>COMPOUNDS</b>						
Vinyl Chloride	<25	<25	<25	<25	<25	<25
1,1-Dichloroethene	<25	<25	<25	<25	<25	<25
trans-1,2-Dichloroethene	<25	<25	<25	<25	<25	<25
cis-1,2-Dichloroethene	<25	<25	<25	<25	<25	<25
Carbon Tetrachloride	<25	<25	<25	<25	<25	<25
Benzene	<25	<25	<25	<25	27	<25
Trichloroethene	<25	<25	<25	<25	<25	<25
Toluene	<25	<25	<25	<25	<25	<25
Tetrachloroethene	<25	<25	<25	<25	<25	<25
Ethylbenzene	<25	<25	<25	<25	<25	<25
p & m-Xylene	<25	<25	<25	<25	<25	<25
o-Xylene	<25	<25	<25	<25	<25	<25

Table 1

**Beacon Environmental Services, Inc.**  
**323 Williams Street, Ste. D**  
**Bel Air, MD 21014**

**Analysis by EPA Method 8260B (Modified)**

Client Sample ID:	SG-5	SG-6	SG-7	SG-8	SG-9	SG-10
Project Number:	EM1709	EM1709	EM1709	EM1709	EM1709	EM1709
Lab File ID:	05032809	05032810	05032811	05032812	05032813	05032814
Received Date:	3/25/2005	3/25/2005	3/25/2005	3/25/2005	3/25/2005	3/25/2005
Analysis Date:	3/28/2005	3/28/2005	3/28/2005	3/28/2005	3/28/2005	3/28/2005
Analysis Time:	14:18	14:49	15:20	15:51	16:22	16:53
Units:	ng/trap	ng/trap	ng/trap	ng/trap	ng/trap	ng/trap
<b>COMPOUNDS</b>						
Vinyl Chloride	<25	<25	<25	<25	<25	<25
1,1-Dichloroethene	<25	<25	<25	<25	<25	<25
trans-1,2-Dichloroethene	<25	<25	<25	<25	<25	<25
cis-1,2-Dichloroethene	<25	<25	51	<25	<25	<25
Carbon Tetrachloride	<25	<25	<25	<25	<25	<25
Benzene	<25	<25	<25	<25	49	<25
Trichloroethene	<25	<25	51	<25	<25	<25
Toluene	<25	<25	<25	<25	26	<25
Tetrachloroethene	<25	104	1,094	<25	103	<25
Ethylbenzene	<25	<25	<25	<25	<25	<25
p & m-Xylene	<25	<25	<25	<25	<25	<25
o-Xylene	<25	<25	<25	<25	<25	<25

Table 1

Beacon Environmental Services, Inc.  
323 Williams Street, Ste. D  
Bel Air, MD 21014

## Analysis by EPA Method 8260B (Modified)

Client Sample ID:	SG-11	SG-12	SG-13	SG-14	SG-14 D
Project Number:	EM1709	EM1709	EM1709	EM1709	EM1709
Lab File ID:	05032815	05032820	05032817	05032818	05032819
Received Date:	3/25/2005	3/25/2005	3/25/2005	3/25/2005	3/25/2005
Analysis Date:	3/28/2005	3/29/2005	3/28/2005	3/28/2005	3/28/2005
Analysis Time:	17:24	8:42	18:26	18:57	19:28
Units:	ng/trap	ng/trap	ng/trap	ng/trap	ng/trap

## COMPOUNDS

Vinyl Chloride	<25	<25	<25	<25	<25
1,1-Dichloroethene	<25	<25	<25	<25	<25
trans-1,2-Dichloroethene	<25	<25	<25	<25	<25
cis-1,2-Dichloroethene	<25	<25	<25	<25	<25
Carbon Tetrachloride	<25	<25	<25	<25	<25
Benzene	<25	<25	<25	<25	<25
Trichloroethene	<25	<25	<25	<25	<25
Toluene	<25	<25	<25	<25	<25
Tetrachloroethene	<25	426	<25	<25	<25
Ethylbenzene	<25	<25	<25	<25	<25
p & m-Xylene	<25	<25	<25	<25	<25
o-Xylene	<25	<25	<25	<25	<25

## **Attachments**

## Attachment 1

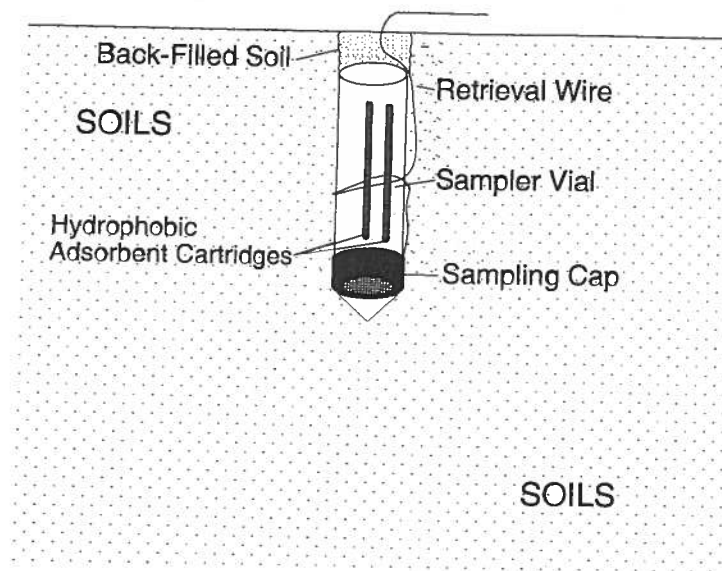
### FIELD PROCEDURES FOR PASSIVE SOIL-GAS SURVEYS

The following field procedures are routinely used during a BEACON Passive Soil-Gas Survey. Modifications can be and are incorporated from time to time in response to individual project requirements. In all instances, BEACON adheres to EPA-approved Quality Assurance and Quality Control practices.

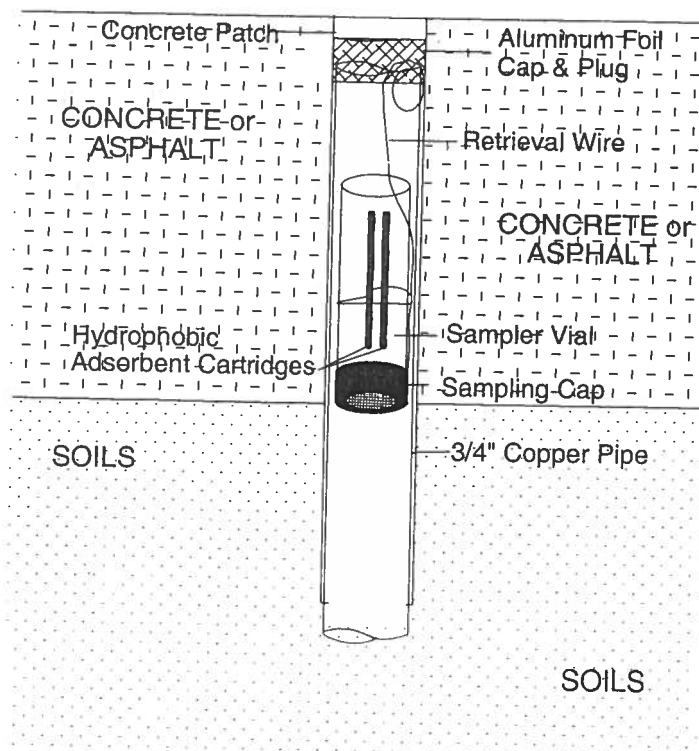
- A. Field personnel carry system components and support equipment to the site and deploy the passive samplers in a prearranged survey pattern. A passive sampler consists of a glass vial containing hydrophobic adsorbent cartridges with a length of wire attached to the vial for retrieval. Although samplers require only one person for emplacement and retrieval, the specific number of field personnel required depends upon the scope and schedule of the project. Each Sampler emplacement generally takes less than two minutes.
- B. For those sample locations covered with soils or vegetation, a field technician clears vegetation and debris exposing the ground surface. Using a hammer and a  $\frac{3}{4}$ "-diameter pointed metal stake, the technician creates a hole approximately three inches deep. For those locations covered with an asphalt or concrete cap, the field technician drills a  $1\frac{1}{2}$ "-diameter hole through the cap to the soils beneath. (If necessary, the sampler can be sleeved with a  $\frac{3}{4}$ " i.d. copper pipe for either capped or uncapped locations).
- C. The technician then removes the solid plastic cap from a sampler and replaces it with a Sampling Cap (a plastic cap with a hole covered by screen meshing). The technician inserts the sampler, with the Sampling Cap end facing down, into the hole (**see attached figure**). The sampler is then covered with either local soils for uncapped locations or, for capped locations, aluminum foil and a concrete patch. The sampler's location, time and date of emplacement, and other relevant information are recorded on the Field Deployment Form.
- D. One or more trip blanks are included as part of the quality-control procedures.
- E. Once all the passive samplers have been deployed, field personnel schedule sampler recovery and depart, taking all other equipment and materials with them.
- F. Field personnel retrieve the samplers at the end of the exposure period. At each location, a field technician withdraws the sampler from its hole, removes the retrieval wire, and wipes the outside of the vial clean using gauze cloth; following removal of the Sampling Cap, the threads of the vial are also cleaned. A solid plastic cap is screwed onto the vial and the sample location number is written on the label. The technician then records sample-point location, date, time, etc. on the Field Deployment Form.
- G. Sampling holes are refilled with soil, sand, or other suitable material. If Samplers have been installed through asphalt or concrete, the hole is filled to grade with a plug of cold patch or cement.
- H. Following retrieval, field personnel ship or carry the passive samplers to BEACON's laboratory.

# BEACON PASSIVE SAMPLER

## DEPLOYMENT THROUGH SOILS



## DEPLOYMENT THROUGH AN ASPHALT/CONCRETE CAP



**Attachment 2**

**Field Deployment Report**



# PASSIVE SOIL GAS SURVEY FIELD DEPLOYMENT REPORT

Project Information	
Beacon Project No.:	EM1709
Site Name:	5 Hunt Road
Site Location:	Jamestown, NY



323 Williams Street, Suite D, Bel Air, MD 21014, 800-878-5510

Client Information	
Company Name:	Day Environmental, Inc.
Office Location:	Rochester, NY
Samples Collected By:	CHRIS DAYTON

FIELD SAMPLE ID	FIELD NOTES (e.g., asphalt/concrete covering, description of sample location, sampling hole depth, cartridge/vial condition)	
	Date Emplaced	Date Retrieved
	Time Emplaced	Time Retrieved
SG-1	1320	1014
SG-2	1308	1008
SG-3	1302	1005
SG-4	1252	1002
SG-5	1715	1011
SG-6	1325	1017
SG-7	1204	0955
SG-8	1245	1000
SG-9	1350	1027
SG-10	1155	0953
SG-11	1130	0943
SG-12	1339	1020
SG-13	1146	0948
SG-14	1134	0940

### Attachment 3

#### LABORATORY PROCEDURES FOR PASSIVE SOIL-GAS SAMPLES

Following are laboratory procedures used with BEACON Passive Soil-Gas Surveys, a screening technology for expedited site investigation. After exposure, adsorbent cartridges from the passive samplers are analyzed using U.S. EPA Method 8260B as described in the Solid Waste Manual (SW-846), a capillary gas chromatographic/mass spectrometric method, modified to accommodate high temperature thermal desorption of the adsorbent cartridges. This procedure is summarized as follows:

- A. The adsorbent cartridges are loaded with internal standards and surrogates prior to loading the autosampler with the cartridges. The loaded cartridges are purged in a helium flow. Then the cartridges are thermally desorbed in a helium flow onto a focusing trap. Any analytes in the helium stream are adsorbed onto a focusing trap.
- B. Following trap focusing, the trap is thermally desorbed onto a DB-VRX 60m, 0.25 mm ID, 1.40 micron filament thickness capillary column.
- C. The GC/MS is scanned between 35 and 270 Atomic Mass Units (AMU) at 3.12 scans per second.
- D. BFB tuning criteria and the initial five-point calibration procedures are those stated in method SW846-8260B. System performance and calibration check criteria are met prior to analysis of samples. A laboratory method blank is analyzed after the daily standard to determine that the system is contaminant-free.
- E. The instrumentation used for these analyses includes:
  - Agilent 6890-5973 Gas Chromatograph/Mass Spectrometer;
  - Markes Unity thermal desorber;
  - Markes Ultra autosampler; and
  - Markes Mass Flow Controller Module.

**Attachment 4**

**Chain-of-Custody Form**

# CHAIN-OF-CUSTODY PASSIVE SOIL-GAS SAMPLES

Project Information	
Beacon Project No.:	EM1709
Site Name:	5 Hunt Road
Site Location:	Jamestown, NY
Analytical Method:	EPA Method 8260B
Target Compounds:	Beacon Project Number EM1709 Rev.1 Target Compound List



323 Williams Street, Suite D, Bel Air, MD 21014, 800-878-5510

Client Information	
Company Name:	Day Environmental, Inc.
Office Location:	Rochester, NY
Samples Submitted By:	C. Davidson
Contact Phone No.:	(585) 454-0210 x127

Field Sample ID	Lab Sample ID (for lab use only)	Comments (only necessary if problem or discrepancy)		
		Condition of sample or vial	Date	Time
SG-1	1709 SG-1		3/24/05	1014
SG-2	1709 SG-2		3/24/05	1008
SG-3	1709 SG-3		3/24/05	1005
SG-4	1709 SG-4		3/24/05	1002
SG-5	1709 SG-5	H <sub>2</sub> O in capillary sleeve	3/24/05	1011
SG-6	1709 SG-6		3/24/05	1017
SG-7	1709 SG-7		3/24/05	0955
SG-8	1709 SG-8		3/24/05	1000
SG-9	1709 SG-9		3/24/05	1027
SG-10	1709 SG-10		3/24/05	0953
SG-11	1709 SG-11		3/24/05	0943
SG-12	1709 SG-12		3/24/05	1020
SG-13	1709 SG-13		3/24/05	0948
SG-14	1709 SG-14		3/24/05	0940
SG-15	1709 SG-15		3/24/05	0940
SG-14D	1709 SG-14D		3/24/05	0940
Trip 1	1709 Trip 1	Added to CoC at Beacon Lab		

Shipment of Field Kit to Site — Custody Seal # 00424513		Intact? <input checked="" type="checkbox"/> Y <input type="checkbox"/> N
Relinquished by: <i>Lynn Scheidt</i>	Date/Time: 3/16/2005 - 1700	Received by: <i>OR C.D.</i> Date/Time: 3/17/05 12:00
Carrier: <i>FedEx</i>		

Shipment of Field Kit to Laboratory — Custody Seal # 00424516		Intact? <input checked="" type="checkbox"/> Y <input type="checkbox"/> N
Relinquished by: <i>OR C.D.</i>	Date/Time: 3/24/05 - 1130	Received by: <i>Lynn Scheidt</i> Date/Time: 3-25-2005 / 0945
Carrier: <i>FedEx</i>		

## **Appendix C**

### **Analytical Laboratory Reports and Chain-of-Custody Documentation**

**ANALYTICAL LABORATORY RESULTS**

**SOIL SAMPLES: PARADIGM AND CAS**

ANALYTICAL LABORATORY RESULTS

SAMPLE DATE: AUGUST 4, 2003

TB-3 (2-4')

TB-4 (4-7')

TB-6 (2-4')

TB-7 (0-2')

TB-9 (0-2')

TB-1 (2-4')

TB-2 (2-4')

TB-2 (4-6')

**Volatile Analysis Report for Soils/Solids/Sludges**

Client: **Day Environmental**

Client Job Site: Wright  
Client Job Number: 3292S-03  
Field Location: TB-3 (2'-4')  
Field ID Number: S-2  
Sample Type: Soil

Lab Project Number: 03-2091  
Lab Sample Number: 7200  
Date Sampled: 08/04/2003  
Date Received: 08/05/2003  
Date Analyzed: 08/11/2003

Halocarbons	Results in ug / Kg
Bromodichloromethane	ND< 179
Bromomethane	ND< 179
Bromoform	ND< 179
Carbon tetrachloride	ND< 179
Chloroethane	ND< 179
Chloromethane	ND< 179
2-Chloroethyl vinyl ether	ND< 179
Chloroform	ND< 179
Dibromochloromethane	ND< 179
1,1-Dichloroethane	ND< 179
1,2-Dichloroethane	ND< 179
1,1-Dichloroethene	ND< 179
cis-1,2-Dichloroethene	E 31,000
trans-1,2-Dichloroethene	440
1,2-Dichloropropane	ND< 179
cis-1,3-Dichloropropene	ND< 179
trans-1,3-Dichloropropene	ND< 179
Methylene chloride	ND< 448
1,1,2,2-Tetrachloroethane	ND< 179
Tetrachloroethene	6,350
1,1,1-Trichloroethane	ND< 179
1,1,2-Trichloroethane	ND< 179
Trichloroethene	4,450
Trichlorofluoromethane	ND< 179
Vinyl Chloride	692

Aromatics	Results in ug / Kg
Benzene	ND< 179
Chlorobenzene	ND< 179
Ethylbenzene	ND< 179
Toluene	ND< 179
m,p - Xylene	ND< 179
o - Xylene	ND< 179
Styrene	ND< 179
1,2-Dichlorobenzene	ND< 179
1,3-Dichlorobenzene	ND< 179
1,4-Dichlorobenzene	ND< 179

Ketones	Results in ug / Kg
Acetone	ND< 896
2-Butanone	ND< 448
2-Hexanone	ND< 448
4-Methyl-2-pentanone	ND< 448

Miscellaneous	Results in ug / Kg
Carbon disulfide	ND< 448
Vinyl acetate	ND< 448

ELAP Number 10958

Method: EPA 8260B

Data File: 66725.D

Comments: ND denotes Non Detect  
ug / Kg = microgram per Kilogram  
E denotes Estimated. Concentration exceeds calibration range.

Signature:

  
Bruce Hoopes, Technical Director



**PCB Analysis Report for Soils/Solids/Sludges**

**Client:** Day Environmental

**Client Job Site:** Wright

**Lab Project Number:** 03-2091

**Client Job Number:** 3292S-03

**Lab Sample Number:** 7198

**Field Location:** TB-9 (0'-2')

**Date Sampled:** 08/04/2003

**Field ID Number:** N/A

**Date Received:** 08/05/2003

**Sample Type:** Soil

**Date Analyzed:** 08/12/2003


PCB Identification	Results in mg / Kg
Aroclor 1016	ND< 0.503
Aroclor 1221	ND< 0.503
Aroclor 1232	ND< 0.503
Aroclor 1242	ND< 0.503
Aroclor 1248	ND< 0.503
Aroclor 1254	ND< 0.503
Aroclor 1260	ND< 0.503

ELAP Number 10958

Method: EPA 8082A

**Comments:** ND denotes Non Detect  
mg / Kg = milligram per Kilogram

**Signature:**

  
Bruce Hoogesteger, Technical Director

**PCB Analysis Report for Soils/Solids/Sludges**

**Client:** Day Environmental

**Client Job Site:** Wright

**Lab Project Number:** 03-2091

**Client Job Number:** 3292S-03

**Lab Sample Number:** 7195

**Field Location:** TB-7 (0'-2')

**Date Sampled:** 08/04/2003

**Field ID Number:** N/A

**Date Received:** 08/05/2003

**Sample Type:** Soil

**Date Analyzed:** 08/12/2003

PCB Identification	Results in mg / Kg
Aroclor 1016	ND< 0.433
Aroclor 1221	ND< 0.433
Aroclor 1232	ND< 0.433
Aroclor 1242	ND< 0.433
Aroclor 1248	ND< 0.433
Aroclor 1254	ND< 0.433
Aroclor 1260	ND< 0.433

ELAP Number 10958

Method: EPA 8082A

**Comments:** ND denotes Non Detect  
mg / Kg = milligram per Kilogram

**Signature:**

  
Bruce Hoogesteger, Technical Director



ENVIRONMENTAL SERVICES, INC.

179 Lake Avenue Rochester, New York 14608 (585) 647 - 2530 FAX (585) 647 - 3311

### PHC Analysis Report for Soils/Solids/Sludges

Client: Day Environmental

Client Job Site: Wright

Lab Project Number: 03-2091

Client Job Number: 3292S-03

Lab Sample Number: 7202

Field Location: TB-6 (2'-4')

Date Sampled: 08/04/2003

Field ID Number: N/A

Date Received: 08/05/2003

Sample Type: Soil

Date Analyzed: 08/12/2003

PHC Classification	Results in ug / Kg
Light Weight PHC as: Mineral Spirits	14,000

ELAP Number 10958

Method: NYSDOH 310.13

Comments: ND denotes Non Detect  
ug / Kg = microgram per Kilogram  
PHC = Petroleum Hydrocarbon

Signature:

  
Bruce Hoogesteger, Technical Director

**PHC Analysis Report for Soils/Solids/Sludges**

**Client:** Day Environmental

**Client Job Site:** Wright

**Lab Project Number:** 03-2091

**Lab Sample Number:** 7200

**Client Job Number:** 3292S-03

**Field Location:** TB-3 (2'-4')

**Date Sampled:** 08/04/2003

**Field ID Number:** N/A

**Date Received:** 08/05/2003

**Sample Type:** Soil

**Date Analyzed:** 08/12/2003

PHC Classification	Results in ug / Kg
Light Weight PHC as: Mineral Spirits	12,900

ELAP Number 10958

Method: NYSDOH 310.13

**Comments:** ND denotes Non Detect  
ug / Kg = microgram per Kilogram  
PHC = Petroleum Hydrocarbon

**Signature:**

  
Bruce Hoogesteger, Technical Director

### Volatile Analysis Report for Soils/Solids/Sludges

**Client:** Day Environmental

**Client Job Site:** Wright  
**Client Job Number:** 3292S-03  
**Field Location:** TB-4 (4'-7')  
**Field ID Number:** S-2  
**Sample Type:** Soil

**Lab Project Number:** 03-2091  
**Lab Sample Number:** 7201  
**Date Sampled:** 08/04/2003  
**Date Received:** 08/05/2003  
**Date Analyzed:** 08/11/2003

Halocarbons	Results in ug / Kg
Bromodichloromethane	ND< 49.6
Bromomethane	ND< 49.6
Bromoform	ND< 49.6
Carbon tetrachloride	ND< 49.6
Chloroethane	ND< 49.6
Chloromethane	ND< 49.6
2-Chloroethyl vinyl ether	ND< 49.6
Chloroform	ND< 49.6
Dibromochloromethane	ND< 49.6
1,1-Dichloroethane	ND< 49.6
1,2-Dichloroethane	ND< 49.6
1,1-Dichloroethene	ND< 49.6
cis-1,2-Dichloroethene	1,440
trans-1,2-Dichloroethene	98.7
1,2-Dichloropropane	ND< 49.6
cis-1,3-Dichloropropene	ND< 49.6
trans-1,3-Dichloropropene	ND< 49.6
Methylene chloride	ND< 124
1,1,2,2-Tetrachloroethane	ND< 49.6
Tetrachloroethene	3,080
1,1,1-Trichloroethane	ND< 49.6
1,1,2-Trichloroethane	ND< 49.6
Trichloroethene	458
Trichlorofluoromethane	ND< 49.6
Vinyl Chloride	ND< 49.6

Aromatics	Results in ug / Kg
Benzene	ND< 49.6
Chlorobenzene	ND< 49.6
Ethylbenzene	ND< 49.6
Toluene	144
m,p - Xylene	148
o - Xylene	50.0
Styrene	ND< 49.6
1,2-Dichlorobenzene	ND< 49.6
1,3-Dichlorobenzene	ND< 49.6
1,4-Dichlorobenzene	ND< 49.6

Ketones	Results in ug / Kg
Acetone	ND< 248
2-Butanone	ND< 124
2-Hexanone	ND< 124
4-Methyl-2-pentanone	ND< 124

Miscellaneous	Results in ug / Kg
Carbon disulfide	ND< 124
Vinyl acetate	ND< 124

ELAP Number 10958

Method: EPA 8260B

Data File: 66728.D

**Comments:** ND denotes Non Detect  
 ug / Kg = microgram per Kilogram

Signature:

  
 Bruce Hoodesteder, Technical Director

**Volatile Analysis Report for Soils/Solids/Sludges**

**Client:** Day Environmental

**Client Job Site:** Wright  
**Client Job Number:** 3292S-03  
**Field Location:** TB-1(2'-4')  
**Field ID Number:** N/A  
**Sample Type:** Soil

**Lab Project Number:** 03-2091  
**Lab Sample Number:** 7197  
**Date Sampled:** 08/04/2003  
**Date Received:** 08/05/2003  
**Date Analyzed:** 08/08/2003

Halocarbons	Results in ug / Kg
Tetrachloroethene	43.9

ELAP Number 10958 Method: EPA 8021B (GC/MS) Data File: 66706.D

**Comments:** ND denotes Non Detect  
ug / Kg = microgram per Kilogram

**Signature:**

  
Bruce Hoogesteger, Technical Director

**Volatile Analysis Report for Soils/Solids/Sludges**

**Client:** Day Environmental

**Client Job Site:** Wright  
**Client Job Number:** 3292S-03  
**Field Location:** TB-2(2'-4')  
**Field ID Number:** N/A  
**Sample Type:** Soil

**Lab Project Number:** 03-2091  
**Lab Sample Number:** 7198  
**Date Sampled:** 08/04/2003  
**Date Received:** 08/05/2003  
**Date Analyzed:** 08/08/2003

Halocarbons	Results in ug / Kg
Tetrachloroethene	298

ELAP Number 10958 Method: EPA 8021B (GC/MS) Data File: 66707.D

**Comments:** ND denotes Non Detect  
ug / Kg = microgram per Kilogram

**Signature:**

  
Bruce Hoogesteger, Technical Director

**Volatile Analysis Report for Soils/Solids/Sludges**

**Client:** Day Environmental

**Client Job Site:** Wright

**Lab Project Number:** 03-2091

**Client Job Number:** 3292S-03

**Lab Sample Number:** 7199

**Field Location:** TB-2(4'-6')

**Date Sampled:** 08/04/2003

**Field ID Number:** N/A

**Date Received:** 08/05/2003

**Sample Type:** Soil

**Date Analyzed:** 08/08/2003

Halocarbons	Results in ug / Kg
Tetrachloroethene	ND< 11.5

ELAP Number 10958 Method: EPA 8021B (GC/MS) Data File: 66708.D

**Comments:** ND denotes Non Detect  
ug / Kg = microgram per Kilogram

**Signature:**

  
Bruce Hoogesteger, Technical Director



**Volatile Analysis Report for Soils/Solids/Sludges**

**Client:** Day Environmental

**Client Job Site:** . Wright

**Lab Project Number:** 03-2091

**Lab Sample Number:** 7200

**Client Job Number:** 3292S-03

**Field Location:** TB-3(2'-4')

**Date Sampled:** 08/04/2003

**Field ID Number:** N/A

**Date Received:** 08/05/2003

**Sample Type:** Soil

**Date Analyzed:** 08/11/2003

Halocarbons	Results in ug / Kg
Tetrachloroethene	6,350

ELAP Number 10958 Method: EPA 8021B (GC/MS) Data File: 68725.D

**Comments:** ND denotes Non Detect  
ug / Kg = microgram per Kilogram

**Signature:**

  
Bruce Hoogesteger, Technical Director

**PARADIGM**

ENVIRONMENTAL SERVICES, INC.

179 Lake Avenue Rochester, New York 14608 (585) 847 - 2530 FAX (585) 847 - 3311

**Volatile Analysis Report for Soils/Solids/Sludges****Client:** Day Environmental**Client Job Site:** Wright**Lab Project Number:** 03-2091**Client Job Number:** 3292S-03**Lab Sample Number:** 7201**Field Location:** TB-4(4'-7')**Date Sampled:** 08/04/2003**Field ID Number:** N/A**Date Received:** 08/05/2003**Sample Type:** Soil**Date Analyzed:** 08/11/2003

Halocarbons	Results in ug / Kg
Tetrachloroethene	3,060

ELAP Number 10958 Method: EPA 8021B (GC/MS) Data File: 66728.D

**Comments:** ND denotes Non Detect  
ug / Kg = microgram per Kilogram

**Signature:**  
Bruce Hoogesteger, Technical Director

**Volatile Analysis Report for Soils/Solids/Sludges**

**Client:** Day Environmental

**Client Job Site:** Wright

**Lab Project Number:** 03-2091

**Client Job Number:** 3292S-03

**Lab Sample Number:** 7202

**Field Location:** TB-6(2'-4')

**Date Sampled:** 08/04/2003

**Field ID Number:** N/A

**Date Received:** 08/05/2003

**Sample Type:** Soil

**Date Analyzed:** 08/08/2003

Halocarbons	Results in ug / Kg
Tetrachloroethene	ND< 8.12

ELAP Number 10958 Method: EPA 8021B (GC/MS) Data File: 66713.D

**Comments:** ND denotes Non Detect  
ug / Kg = microgram per Kilogram

**Signature:**

  
Bruce Hoogesteger, Technical Director

# PARADIGM ENVIRONMENTAL SERVICES, INC.

179 Lake Avenue  
Rochester, NY 14608  
(585) 647-2530 • (800) 724-1997  
FAX: (585) 647-3311

## CHAIN OF CUSTODY

PROJECT NAME/SITE NAME: <i>32423-03</i>		REPORT TO: <i>Paradigm Environmental Services, Inc.</i>		LAB PROJECT #: <i>40</i>		CLIENT PROJECT #:	
ADDRESS: <i>179 Lake Avenue</i>		COMPANY: <i>Paradigm Environmental Services, Inc.</i>		ADDRESS: <i>40 Commerce St.</i>		TURNAROUND TIME (WORKING DAYS):	
CITY: <i>Rochester</i>	STATE: <i>NY</i>	CITY: <i>Rochester</i>	STATE: <i>NY</i>	ZIP: <i>14608</i>	ZIP:		
PHONE: <i>(585) 647-2530</i>	FAX: <i>(585) 647-3311</i>	PHONE: <i>(585) 647-2530</i>	FAX: <i>(585) 647-3311</i>	ATTN: <i>Mr. Smith</i>			
COMMENTS: <i>See 32423-03</i>		ATTN:		1 <input type="checkbox"/> 2 <input type="checkbox"/> 3 <input type="checkbox"/> 4 <input type="checkbox"/> 5 <input checked="" type="checkbox"/>		OTHER	

DATE	TIME	COMPOSITE	GRA B	SAMPLE LOCATION/FIELD ID	MATRIX	CONTAINER NUMBERS	TESTS	REMARKS	PARADIGM LAB SAMPLE NUMBER
1	10:00					1	X		7119
2	11:00					1	X		7119
3	12:05					1	X		7119
4	1:02					1	X		7119
5	2:40					1	X		7119
6	3:40					1	X		7119
7	4:40					1	X		7119
8	5:05					1	X		7119
9									
10									

\*\*LAB USE ONLY\*\*

SAMPLE CONDITION: Check box if acceptable or note deviation:		CONTAINER TYPE:	PRESERVATIONS:	HOLDING TIME:	TEMPERATURE:
Sampled By:	Date/Time:	Relinquished By:	Date/Time:	Total Cost:	
Relinquished By:	Date/Time:	Received By:	Date/Time:		
Received By:	Date/Time:	Received @ Lab By:	Date/Time:	P.I.F.	
		<i>Mr. Smith</i>	<i>5:03 1430</i>		

MITKEM LABORATORY DATA

**ANALYTICAL LABORATORY RESULTS**

**SAMPLE DATE: SEPTEMBER 3, 2003**

**TB-13 (6-7.7')**

**TB-17 (8-10')**

**TB-19 (8-10')**

**SED SAMPLE**

**TB-10 (8-10')**

**TB-15 (8-10')**

**TB-21 (6 – 7.7')**

**COLUMBIA ANALYTICAL SERVICES**

Reported: 11/09/04

Day Environmental

Project Reference: ANDERSON CLEANERS WRIGHT 3292S-03

Client Sample ID : TRENCH-2 (2.0')

Date Sampled : 10/06/04

Order #: 765138

Sample Matrix: SOIL/SEDIMENT

Date Received: 10/08/04

Submission #: R2423399

ANALYTE	METHOD	PQL	RESULT	DRY WEIGHT UNITS	DATE ANALYZED	TIME ANALYZED	DILUTION
PERCENT SOLIDS	160.3M	1.0	58.9	‡	10/13/04	13:20	1.0

**COLUMBIA ANALYTICAL SERVICES**

Reported: 11/09/04

Day Environmental

Project Reference: ANDERSON CLEANERS WRIGHT 3292S-03

Client Sample ID : TRENCH-3 (2.5')

Date Sampled : 10/06/04

Order #: 765139

Sample Matrix: SOIL/SEDIMENT

Date Received: 10/08/04

Submission #: R2423399

ANALYTE	METHOD	PQL	RESULT	DRY WEIGHT UNITS	DATE ANALYZED	TIME ANALYZED	DILUTION
PERCENT SOLIDS	160.3M	1.0	84.6	†	10/13/04	13:20	1.0



**PHC Analysis Report for Soils/Solids/Sludges**

**Client:** Day Environmental Inc

<b>Client Job Site:</b>	Anderson Cleaners	<b>Lab Project Number:</b>	03-2408
<b>Client Job Number:</b>	3292S-03	<b>Lab Sample Number:</b>	8056
<b>Field Location:</b>	TB-17 (8-10')	<b>Date Sampled:</b>	09/03/2003
<b>Field ID Number:</b>	N/A	<b>Date Received:</b>	09/05/2003
<b>Sample Type:</b>	Soil	<b>Date Analyzed:</b>	09/09/2003

PHC Classification	Results in ug / Kg
Petroleum Hydrocarbon	ND< 8,140

ELAP Number 10958

Method: NYSDOH 310.13

**Comments:** ND denotes Non Detect  
ug / Kg = microgram per Kilogram  
PHC = Petroleum Hydrocarbon

**Signature:**

  
Bruce Hoogesteger, Technical Director

**Volatile Analysis Report for Soils/Solids/Sludges**

**Client:** Day Environmental Inc

<b>Client Job Site:</b>	Anderson Cleaners	<b>Lab Project Number:</b>	03-2408
<b>Client Job Number:</b>	3292S-03	<b>Lab Sample Number:</b>	8056
<b>Field Location:</b>	TB-17 (8-10')	<b>Date Sampled:</b>	09/03/2003
<b>Field ID Number:</b>	N/A	<b>Date Received:</b>	09/05/2003
<b>Sample Type:</b>	Soil	<b>Date Analyzed:</b>	09/10/2003

Halocarbons	Results in ug / Kg
Tetrachloroethene	42.9

ELAP Number 10958

Method: EPA 8260B

Data File: 16024.D

**Comments:** ND denotes Non Detect  
ug / Kg = microgram per Kilogram

**Signature:**

  
Bruce Hoogesteger, Technical Director

**Volatile Analysis Report for Soils/Solids/Sludges**

**Client:** Day Environmental Inc

**Client Job Site:** Anderson Cleaners

**Lab Project Number:** 03-2408

**Client Job Number:** 3292S-03

**Lab Sample Number:** 8057

**Field Location:** TB-19 (8-10')

**Date Sampled:** 09/03/2003

**Field ID Number:** N/A

**Date Received:** 09/05/2003

**Sample Type:** Soil

**Date Analyzed:** 09/10/2003

Halocarbons	Results in ug / Kg
Tetrachloroethene	52.9

ELAP Number 10958

Method: EPA 8260B

Data File: 16025.D

**Comments:** ND denotes Non Detect  
ug / Kg = microgram per Kilogram

**Signature:**

  
Bruce Hoogesteger, Technical Director

**Volatile Analysis Report for Soils/Solids/Sludges**

**Client:** Day Environmental Inc

<b>Client Job Site:</b>	Anderson Cleaners	<b>Lab Project Number:</b>	03-2408
<b>Client Job Number:</b>	3292S-03	<b>Lab Sample Number:</b>	8054
<b>Field Location:</b>	TB-13 (6-7.7')	<b>Date Sampled:</b>	09/03/2003
<b>Field ID Number:</b>	N/A	<b>Date Received:</b>	09/05/2003
<b>Sample Type:</b>	Soil	<b>Date Analyzed:</b>	09/12/2003

Halocarbons	Results in ug / Kg
Tetrachloroethene	22.0

ELAP Number 10958

Method: EPA 8260B

Data File: 16068.D

**Comments:** ND denotes Non Detect  
ug / Kg = microgram per Kilogram

**Signature:**

  
Bruce Hoogesteger, Technical Director

**Volatile Analysis Report for Soils/Solids/Sludges**

**Client:** Day Environmental Inc

<b>Client Job Site:</b>	Anderson Cleaners	<b>Lab Project Number:</b>	03-2408
<b>Client Job Number:</b>	3292S-03	<b>Lab Sample Number:</b>	8059
<b>Field Location:</b>	Sediment Sample	<b>Date Sampled:</b>	09/03/2003
<b>Field ID Number:</b>	N/A	<b>Date Received:</b>	09/05/2003
<b>Sample Type:</b>	Soil	<b>Date Analyzed:</b>	09/12/2003

Halocarbons	Results in ug / Kg
Tetrachloroethene	ND< 14.1

ELAP Number 10958

Method: EPA 8260B

Data File: 16069.D

**Comments:** ND denotes Non Detect  
ug / Kg = microgram per Kilogram

**Signature:**

  
Bruce Hoogesteger, Technical Director

**Volatile Analysis Report for Soils/Solids/Sludges**

Client: **Day Environmental inc**

Client Job Site: Anderson Cleaners

Lab Project Number: 03-2408

Client Job Number: 3292S-03

Lab Sample Number: 8053

Field Location: TB-10 (8-10')

Date Sampled: 09/03/2003

Field ID Number: N/A

Date Received: 09/05/2003

Sample Type: Soil

Date Analyzed: 09/12/2003

Halocarbons	Results in ug / Kg	Halocarbons	Results in ug / Kg
Bromodichloromethane	ND< 129,000	trans-1,2-Dichloroethene	ND< 129,000
Bromomethane	ND< 129,000	1,2-Dichloropropane	ND< 129,000
Bromoform	ND< 129,000	cis-1,3-Dichloropropene	ND< 129,000
Carbon Tetrachloride	ND< 129,000	trans-1,3-Dichloropropene	ND< 129,000
Chloroethane	ND< 129,000	Methylene chloride	ND< 322,000
Chloromethane	ND< 129,000	1,1,2,2-Tetrachloroethane	ND< 129,000
2-Chloroethyl vinyl Ether	ND< 129,000	Tetrachloroethene	1,660,000
Chloroform	ND< 129,000	1,1,1-Trichloroethane	ND< 129,000
Dibromochloromethane	ND< 129,000	1,1,2-Trichloroethane	ND< 129,000
1,1-Dichloroethane	ND< 129,000	Trichloroethene	ND< 129,000
1,2-Dichloroethane	ND< 129,000	Trichlorofluoromethane	ND< 129,000
1,1-Dichloroethene	ND< 129,000	Vinyl chloride	ND< 129,000

Aromatics	Results in ug / Kg	Aromatics	Results in ug / Kg
Benzene	ND< 129,000	m,p-Xylene	ND< 129,000
Ethylbenzene	ND< 129,000	o-Xylene	ND< 129,000
Toluene	ND< 129,000		


ELAP Number 10958

Method: EPA 8021B (GC / MS)

Data File: 16067.D

Comments: ND denotes Non Detect  
ug / Kg = microgram per Kilogram

Signature:

  
Bruce Hoogesteger, Technical Director

**PARADIGM**

ENVIRONMENTAL SERVICES, INC.

179 Lake Avenue Rochester, New York 14608 (585) 647 - 2530 FAX (585) 647 - 3311

**PHC Analysis Report for Soils/Solids/Sludges****Client:** Day Environmental Inc

<b>Client Job Site:</b>	Anderson Cleaners	<b>Lab Project Number:</b>	03-2408
<b>Client Job Number:</b>	3292S-03	<b>Lab Sample Number:</b>	8054
<b>Field Location:</b>	TB-13 (6-7.7')	<b>Date Sampled:</b>	09/03/2003
<b>Field ID Number:</b>	N/A	<b>Date Received:</b>	09/05/2003
<b>Sample Type:</b>	Soil	<b>Date Analyzed:</b>	09/09/2003

PHC Classification	Results in ug / Kg
Petroleum Hydrocarbon	ND< 8,530

ELAP Number 10958

Method: NYSDOH 310.13

**Comments:** ND denotes Non Detect  
ug / Kg = microgram per Kilogram  
PHC = Petroleum Hydrocarbon

**Signature:**  
Bruce Hoogesteger Technical Director

**Volatile Analysis Report for Soils/Solids/Sludges**

**Client:** Day Environmental Inc

**Client Job Site:** Anderson Cleaners

**Lab Project Number:** 03-2408

**Lab Sample Number:** 8055

**Client Job Number:** 3292S-03

**Field Location:** TB-15 (8-10')

**Date Sampled:** 09/03/2003

**Field ID Number:** N/A

**Date Received:** 09/05/2003

**Sample Type:** Soil

**Date Analyzed:** 09/10/2003

Halocarbons	Results in ug / Kg	Halocarbons	Results in ug / Kg
Bromodichloromethane	ND< 9.14	trans-1,2-Dichloroethene	ND< 9.14
Bromomethane	ND< 9.14	1,2-Dichloropropane	ND< 9.14
Bromoform	ND< 9.14	cis-1,3-Dichloropropene	ND< 9.14
Carbon Tetrachloride	ND< 9.14	trans-1,3-Dichloropropene	ND< 9.14
Chloroethane	ND< 9.14	Methylene chloride	ND< 22.9
Chloromethane	ND< 9.14	1,1,2,2-Tetrachloroethane	ND< 9.14
2-Chloroethyl vinyl Ether	ND< 9.14	Tetrachloroethene	317
Chloroform	ND< 9.14	1,1,1-Trichloroethane	ND< 9.14
Dibromochloromethane	ND< 9.14	1,1,2-Trichloroethane	ND< 9.14
1,1-Dichloroethane	ND< 9.14	Trichloroethene	49.5
1,2-Dichloroethane	ND< 9.14	Trichlorofluoromethane	ND< 9.14
1,1-Dichloroethene	ND< 9.14	Vinyl chloride	ND< 9.14

Aromatics	Results in ug / Kg	Aromatics	Results in ug / Kg
Benzene	ND< 9.14	m,p-Xylene	ND< 9.14
Ethylbenzene	ND< 9.14	o-Xylene	ND< 9.14
Toluene	ND< 9.14		

ELAP Number 10958

Method: EPA 8021B (GC / MS)

Data File: 16023.D

Comments: ND denotes Non Detect  
ug / Kg = microgram per Kilogram

Signature:

  
Bruce Hoogesteger: Technical Director



**Volatile Analysis Report for Soils/Solids/Sludges**

**Client:** Day Environmental inc

**Client Job Site:** Anderson Cleaners

**Lab Project Number:** 03-2408

**Lab Sample Number:** 8058

**Client Job Number:** 3292S-03

**Field Location:** TB-21 (6-7.7')

**Date Sampled:** 09/03/2003

**Field ID Number:** N/A

**Date Received:** 09/05/2003

**Sample Type:** Soil

**Date Analyzed:** 09/10/2003

Halocarbons	Results in ug / Kg	Halocarbons	Results in ug / Kg
Bromodichloromethane	ND< 8.01	trans-1,2-Dichloroethene	ND< 8.01
Bromomethane	ND< 8.01	1,2-Dichloropropane	ND< 8.01
Bromoform	ND< 8.01	cis-1,3-Dichloropropene	ND< 8.01
Carbon Tetrachloride	ND< 8.01	trans-1,3-Dichloropropene	ND< 8.01
Chloroethane	ND< 8.01	Methylene chloride	ND< 20.0
Chloromethane	ND< 8.01	1,1,2,2-Tetrachloroethane	ND< 8.01
2-Chloroethyl vinyl Ether	ND< 8.01	Tetrachloroethene	27.7
Chloroform	ND< 8.01	1,1,1-Trichloroethane	ND< 8.01
Dibromochloromethane	ND< 8.01	1,1,2-Trichloroethane	ND< 8.01
1,1-Dichloroethane	ND< 8.01	Trichloroethene	ND< 8.01
1,2-Dichloroethane	ND< 8.01	Trichlorofluoromethane	ND< 8.01
1,1-Dichloroethene	ND< 8.01	Vinyl chloride	ND< 8.01

Aromatics	Results in ug / Kg	Aromatics	Results in ug / Kg
Benzene	ND< 8.01	m,p-Xylene	ND< 8.01
Ethylbenzene	ND< 8.01	o-Xylene	ND< 8.01
Toluene	ND< 8.01		

ELAP Number 10958

Method: EPA 8021B (GC / MS)

Data File: 16026.D

**Comments:** ND denotes Non Detect  
ug / Kg = microgram per Kilogram

**Signature:**

  
Bruce Hoogesteger: Technical Director

# CHAIN OF CUSTODY

**IRONMENTAL  
VICES, INC.**

166 Avenue  
ster, NY 14608  
347-2530 • (800) 724-1997  
(35) 647-3311

COMPANY: DAY EVIDENCE ANALYTICAL INC. COMPANY: SAME CLIENT PROJECT #: 03-0408 32925  
 ADDRESS: 400 ... ADDRESS: ...  
 CITY: ... CITY: ... STATE: ... STATE: ... ZIP: ... ZIP: ...  
 PHONE: ... PHONE: ... FAX: ... FAX: ...  
 ATTN: ... ATTN: ... STD ☐ 1 ☐ 2 ☐ 3 ☒ 5 OTHER ☐

DATE	TIME	COMPOSITE	GRA B	SAMPLE LOCATION/FIELD ID	MATRIX	CONTAINER NUMBERS	REMARKS	PARADIGM LAB SAMPLE NUMBER
9/10/03	12:00			612		1		8053
				71		1		8054
				7(81)		1		8055
				12		1		8056
				1077		1		8057
						1		8058
						1		8059
						1		8060

**B USE ONLY\*\***

LE CONDITION: Check box ☐ CONTAINER TYPE: ☐ PRESERVATIONS: ☒ HOLDING TIME: ☒ TEMPERATURE: ☒ 9°C  
 Date/Time: 9/10/03  
 Relinquished By: ...  
 Date/Time: 9/10/03  
 Received By: ...  
 Date/Time: 9/10/03  
 Total Cost: ...

Received By: ... Date/Time: 9/10/03  
 Received @ Lab By: ... Date/Time: 9/10/03  
 P.I.F. ...

**ANALYTICAL LABORATORY RESULTS**

**DATE SAMPLED: SEPTEMBER 17, 2003**

**MW-1**

**MW-2**

**MW-3**

**MW-5**

**PARADIGM**

ENVIRONMENTAL SERVICES, INC.

179 Lake Avenue Rochester, New York 14608 (585) 647 - 2530 FAX (585) 647 - 3311

**PHC Analysis Report for Non-potable Water****Client:** Day Environmental**Client Job Site:** Anderson Cleaners**Lab Project Number:** 03-2542**Client Job Number:** 3292S-03**Lab Sample Number:** 8425**Field Location:** MW-2**Date Sampled:** 09/17/2003**Field ID Number:** N/A**Date Received:** 09/18/2003**Sample Type:** Water**Date Analyzed:** 09/24/2003

PHC Classification	Results in ug / L
Petroleum Hydrocarbon	ND< 250

ELAP Number 10958

Method: NYSDOH 310.13

**Comments:** ND denotes Non Detect  
ug / L = microgram per Liter  
PHC = Petroleum Hydrocarbon

**Signature:**  
Bruce Hoogesteger, Technical Director

**PHC Analysis Report for Non-potable Water**

**Client:** Day Environmental

<b>Client Job Site:</b>	Anderson Cleaners	<b>Lab Project Number:</b>	03-2542
<b>Client Job Number:</b>	3292S-03	<b>Lab Sample Number:</b>	8427
<b>Field Location:</b>	MW-5	<b>Date Sampled:</b>	09/17/2003
<b>Field ID Number:</b>	N/A	<b>Date Received:</b>	09/18/2003
<b>Sample Type:</b>	Water	<b>Date Analyzed:</b>	09/24/2003

PHC Classification	Results in ug / L
Petroleum Hydrocarbon	ND< 250

ELAP Number 10958      Method: NYSDOH 310.13

**Comments:** ND denotes Non Detect  
ug / L = microgram per Liter  
PHC = Petroleum Hydrocarbon

**Signature:**

  
Bruce Hoogesteger, Technical Director

**Volatile Analysis Report for Non-potable Water**

**Client:** Day Environmental Inc

**Client Job Site:** Anderson Cleaners

**Lab Project Number:** 03-2542

**Lab Sample Number:** 8424

**Client Job Number:** 3292S-03

**Field Location:** MW-1

**Date Sampled:** 09/17/2003

**Field ID Number:** N/A

**Date Received:** 09/18/2003

**Sample Type:** Water

**Date Analyzed:** 09/23/2003

Halocarbons	Results in ug / L	Halocarbons	Results in ug / L
Bromodichloromethane	ND< 10,000	trans-1,2-Dichloroethene	ND< 10,000
Bromomethane	ND< 10,000	1,2-Dichloropropane	ND< 10,000
Bromoform	ND< 10,000	cis-1,3-Dichloropropene	ND< 10,000
Carbon Tetrachloride	ND< 10,000	trans-1,3-Dichloropropene	ND< 10,000
Chloroethane	ND< 10,000	Methylene chloride	ND< 25,000
Chloromethane	ND< 10,000	1,1,2,2-Tetrachloroethane	ND< 10,000
2-Chloroethyl vinyl Ether	ND< 10,000	Tetrachloroethene	81,800
Chloroform	ND< 10,000	1,1,1-Trichloroethane	ND< 10,000
Dibromochloromethane	ND< 10,000	1,1,2-Trichloroethane	ND< 10,000
1,1-Dichloroethane	ND< 10,000	Trichloroethene	ND< 10,000
1,2-Dichloroethane	ND< 10,000	Trichlorofluoromethane	ND< 10,000
1,1-Dichloroethene	ND< 10,000	Vinyl chloride	ND< 10,000

Aromatics	Results in ug / L	Aromatics	Results in ug / L
Benzene	ND< 3,500	m,p-Xylene	ND< 10,000
Ethylbenzene	ND< 10,000	o-Xylene	ND< 10,000
Toluene	ND< 10,000		

ELAP Number 10958

Method: EPA 8021B (GC / MS)

Data File: 16250.D

**Comments:** ND denotes Non Detect  
ug / L = microgram per Liter

**Signature:**

  
Bruce Hoogesteger, Technical Director

**Volatile Analysis Report for Non-potable Water**

**Client:** Day Environmental Inc

**Client Job Site:** Anderson Cleaners

**Lab Project Number:** 03-2542

**Lab Sample Number:** 8425

**Client Job Number:** 3292S-03

**Field Location:** MW-2

**Date Sampled:** 09/17/2003

**Field ID Number:** N/A

**Date Received:** 09/18/2003

**Sample Type:** Water

**Date Analyzed:** 09/23/2003

Halocarbons	Results in ug / L	Halocarbons	Results in ug / L
Bromodichloromethane	ND< 2,000	trans-1,2-Dichloroethene	ND< 2,000
Bromomethane	ND< 2,000	1,2-Dichloropropane	ND< 2,000
Bromoform	ND< 2,000	cis-1,3-Dichloropropene	ND< 2,000
Carbon Tetrachloride	ND< 2,000	trans-1,3-Dichloropropene	ND< 2,000
Chloroethane	ND< 2,000	Methylene chloride	ND< 5,000
Chloromethane	ND< 2,000	1,1,2,2-Tetrachloroethane	ND< 2,000
2-Chloroethyl vinyl Ether	ND< 2,000	Tetrachloroethene	19,300
Chloroform	ND< 2,000	1,1,1-Trichloroethane	ND< 2,000
Dibromochloromethane	ND< 2,000	1,1,2-Trichloroethane	ND< 2,000
1,1-Dichloroethane	ND< 2,000	Trichloroethene	ND< 2,000
1,2-Dichloroethane	ND< 2,000	Trichlorofluoromethane	ND< 2,000
1,1-Dichloroethene	ND< 2,000	Vinyl chloride	ND< 2,000

Aromatics	Results in ug / L	Aromatics	Results in ug / L
Benzene	ND< 700	m,p-Xylene	ND< 2,000
Ethylbenzene	ND< 2,000	o-Xylene	ND< 2,000
Toluene	ND< 2,000		

ELAP Number 10958

Method: EPA 8021B (GC / MS)

Data File: 16249.D

**Comments:** ND denotes Non Detect  
ug / L = microgram per Liter

**Signature:**

  
Bruce Hoogesteger Technical Director

### Volatile Analysis Report for Non-potable Water

**Client:** Day Environmental inc

**Client Job Site:** Anderson Cleaners

**Lab Project Number:** 03-2542

**Client Job Number:** 3292S-03

**Lab Sample Number:** 8426

**Field Location:** MW-3

**Date Sampled:** 09/17/2003

**Field ID Number:** N/A

**Date Received:** 09/18/2003

**Sample Type:** Water

**Date Analyzed:** 09/23/2003

Halocarbons	Results in ug / L	Halocarbons	Results in ug / L
Bromodichloromethane	ND< 2.00	trans-1,2-Dichloroethene	ND< 2.00
Bromomethane	ND< 2.00	1,2-Dichloropropane	ND< 2.00
Bromoform	ND< 2.00	cis-1,3-Dichloropropene	ND< 2.00
Carbon Tetrachloride	ND< 2.00	trans-1,3-Dichloropropene	ND< 2.00
Chloroethane	ND< 2.00	Methylene chloride	ND< 5.00
Chloromethane	ND< 2.00	1,1,2,2-Tetrachloroethane	ND< 2.00
2-Chloroethyl vinyl Ether	ND< 2.00	Tetrachloroethene	ND< 2.00
Chloroform	ND< 2.00	1,1,1-Trichloroethane	ND< 2.00
Dibromochloromethane	ND< 2.00	1,1,2-Trichloroethane	ND< 2.00
1,1-Dichloroethane	ND< 2.00	Trichloroethene	ND< 2.00
1,2-Dichloroethane	ND< 2.00	Trichlorofluoromethane	ND< 2.00
1,1-Dichloroethene	ND< 2.00	Vinyl chloride	ND< 2.00

Aromatics	Results in ug / L	Aromatics	Results in ug / L
Benzene	ND< 0.700	m,p-Xylene	ND< 2.00
Ethylbenzene	ND< 2.00	o-Xylene	ND< 2.00
Toluene	ND< 2.00		

ELAP Number 10958

Method: EPA 8021B (GC / MS)

Data File: 16247.D

**Comments:** ND denotes Non Detect  
 ug / L = microgram per Liter

**Signature:**

  
 Bruce Hoogesteger, Technical Director



**Volatile Analysis Report for Non-potable Water**

**Client:** Day Environmental inc

**Client Job Site:** Anderson Cleaners

**Lab Project Number:** 03-2542

**Client Job Number:** 3292S-03

**Lab Sample Number:** 8427

**Field Location:** MW-5

**Date Sampled:** 09/17/2003

**Field ID Number:** N/A

**Date Received:** 09/18/2003

**Sample Type:** Water

**Date Analyzed:** 09/23/2003

Halocarbons	Results in ug / L	Halocarbons	Results in ug / L
Bromodichloromethane	ND< 2.00	trans-1,2-Dichloroethene	ND< 2.00
Bromomethane	ND< 2.00	1,2-Dichloropropane	ND< 2.00
Bromoform	ND< 2.00	cis-1,3-Dichloropropene	ND< 2.00
Carbon Tetrachloride	ND< 2.00	trans-1,3-Dichloropropene	ND< 2.00
Chloroethane	ND< 2.00	Methylene chloride	ND< 5.00
Chloromethane	ND< 2.00	1,1,2,2-Tetrachloroethane	ND< 2.00
2-Chloroethyl vinyl Ether	ND< 2.00	Tetrachloroethene	70.0
Chloroform	ND< 2.00	1,1,1-Trichloroethane	ND< 2.00
Dibromochloromethane	ND< 2.00	1,1,2-Trichloroethane	ND< 2.00
1,1-Dichloroethane	ND< 2.00	Trichloroethene	ND< 2.00
1,2-Dichloroethane	ND< 2.00	Trichlorofluoromethane	ND< 2.00
1,1-Dichloroethene	ND< 2.00	Vinyl chloride	ND< 2.00

Aromatics	Results in ug / L	Aromatics	Results in ug / L
Benzene	ND< 0.700	m,p-Xylene	ND< 2.00
Ethylbenzene	ND< 2.00	o-Xylene	ND< 2.00
Toluene	ND< 2.00		

ELAP Number 10958

Method: EPA 8021B (GC / MS)

Data File: 16248.D

**Comments:** ND denotes Non Detect  
ug / L = microgram per Liter

**Signature:**

  
Bruce Hoogesteger, Technical Director

# PARAMGM ENVIRONMENTAL SERVICES, INC.

179 Lake Avenue  
Rochester, NY 14608  
(585) 647-2530 \* (800) 724-1997  
FAX: (585) 647-3311

## CH/ OF CUSTODY

REPORT TO: <b>INVOICE TO:</b>		LAB PROJECT #:		CLIENT PROJECT #:	
COMPANY:	ADDRESS:	CITY:	STATE:	ZIP:	TURNAROUND TIME: (WORKING DAYS)
PHONE:	FAX:	ATTN:			
PROJECT NAME/SITE NAME:					
COMMENTS:					

RECORDS FOR ANALYSIS										PARADIGM LAB SAMPLE NUMBER	
DATE	TIME	COMPOSITE	G R A B	SAMPLE LOCATION/FIELD ID	M A T R I X	C O N T A M I N A T I O N S	REMARKS			STD	OTHER
1										1	
2										2	
3										3	
4										4	
5										5	
6											
7											
8											
9											
10											

**\*\*LAB USE ONLY\*\***

SAMPLE CONDITION: Check box if acceptable or note deviation:		CONTAINER TYPE:	PRESERVATIONS:	HOLDING TIME:	TEMPERATURE:
Sampled By: _____ Date/Time: _____ Relinquished By: _____ Date/Time: _____ Received By: _____ Date/Time: _____ Received @ Lab By: _____ Date/Time: _____		Total Cost: _____ P.I.F. _____			

COURTYARD TRENCH DATA

SAMPLE DATE: OCTOBER 6, 2004

TRENCH-1 (2.0')

TRENCH-2 (2.0')

TRENCH-3 (2.5')

RINSATE-1

## **CASE NARRATIVE**

COMPANY: Day Environmental  
Anderson Cleaners Wright 3292S-03  
SUBMISSION #: R2423399

Day samples were collected on 10/06/04 and received at CAS on 10/08/04 in good condition.

### **INORGANICS**

One soil sample and one water sample were analyzed for TAL inorganics plus pH by ASP methodology.

Site specific QC was performed on the Trench-1 (2.0'). All MS recoveries were within limits except Antimony, Copper and Zinc and have been flagged with an "N". All Blank spike recoveries were within limits. All RPD's were within limits.

Thallium for Trench-1 (2.0) has been flagged with a "W" due to the post digestion spike being outside control limits and the sample absorbance was less than 50% of the spike absorbance.

Mercury for Rinsate-1 was originally analyzed within the 26 day holding time from VTSR, however, due to QC considerations, the sample needed to be reanalyzed. Due to a laboratory error, the sample was not reanalyzed within holding time.

No other analytical or QC problems were encountered.

### **VOLATILE ORGANICS**

Three soil samples, one water sample and one cooler blank were analyzed for the TCL list of Volatiles by Method OLM 4.2.

All the initial and continuing calibration criteria were met for all analytes.

All internal standard areas were within QC limits.

All surrogate standard recoveries were within QC limits.

Site specific QC was performed on Trench-1 (2.0). All MS/MSD and Reference spike recoveries were within limits. All RPD's were within limits.

Various compounds for Trench-2 (2.0) and Trench-3 (2.5) have been flagged with an "E" as being outside the calibration range of the instrument. The samples were repeated at dilutions and both sets of data have been reported out.

The Laboratory blanks associated with these samples were free of contamination.

All samples were analyzed within required holding times.

No other analytical or QC problems were encountered.

**SEMIVOLATILE ORGANICS**

One soil sample and one water sample were analyzed for TCL list of Semivolatiles by method OLM 4.2.

All the initial and continuing calibration criteria were met for all analytes.

All internal standard areas were within QC limits.

All surrogate standard recoveries were within limits except S4 for Trench-1 (2.0), Trench-1 (2.0)MS and Trench-1 (2.0)MSD and S5 for Trench-1 (2.0)MSD and have been flagged with an \*\*\*.

Site specific QC was performed on Trench-1 (2.0). Various MS/MSD and Blank spike recoveries were outside limits. No data was affected. All RPD's were within limits.

The Laboratory Blanks associated with these analyses were free of contamination except SBLK1 and SBLK2 contained a low level hit for Di-n-butylphthalate. All affected data has been flagged with a "B".

All samples were extracted and analyzed within holding times.

No other analytical or QC problems were encountered.

**PESTICIDES/PCB's**

One soil sample and one water sample were analyzed for the TCL list of Pesticides and PCB's by method OLM 4.2.


All the initial and continuing calibration criteria were met for all analytes.

Site specific QC was performed on Trench-1 (2.0). All MS/MSD and Blank spike recoveries were within limits. All RPD's were within limits.

The Laboratory Blanks associated with these analyses were free of contamination.

All samples were extracted and analyzed within required holding times.

No other analytical or QC problems were encountered.

I certify that this data package is in compliance with the terms and conditions of the contract, both technically and for completeness, for other than the details conditioned above. Release of the data contained in this hard copy data package has been authorized by the Laboratory Manager or his designee, as verified by the following signature. 





## ORGANIC QUALIFIERS

- U - Indicates compound was analyzed for but not detected. The sample quantitation limit must be corrected for dilution and for percent moisture.
- J - Indicates an estimated value. The flag is used either when estimating a concentration for tentatively identified compounds where a 1:1 response is assumed, or when the mass spectral data indicate the presence of a compound that meets the identification criteria but the result is less than the sample quantitation limit but greater than zero.
- N - Indicates presumptive evidence of a compound. This flag is only used for tentatively identified compounds, where the identification is based on a mass spectral library search.
- P - This flag is used for a pesticide/Aroclor target analyte when there is a greater than 25% difference for detected concentrations between the two GC columns. The lower of the two values is reported on Form I and flagged with a "P".
- C - This flag applies to pesticide results where the identification has been confirmed by GC/MS.
- B - This flag is used when the analyte is found in the associated blank as well as in the sample.
- E - This flag identifies compounds whose concentrations exceed the calibration range of the instrument for that specific analysis.
- D - This flag identifies all compounds identified in an analysis at a secondary dilution factor. If a sample or extract is re-analyzed at a higher dilution factor, as in the "E" flag above, the "DL" suffix is appended to the sample number on the Form I for the diluted sample, and ALL concentration values reported on that Form I are flagged with the "D" flag.
- A - This flag indicates that a TIC is a suspected aldol-condensation product.
- X - As specified in Case Narrative.
- \* - This flag identifies compounds associated with a quality control parameter which exceeds laboratory limits.

### **CAS/Rochester Lab ID # for State Certifications**

Army Corp of Engineers Validated  
Delaware Accredited  
Connecticut ID # PH0556  
Florida ID # E87674  
Massachusetts ID # M-NY032  
Navy Facilities Engineering Service Center Approved  
Nebraska Accredited

NELAP Accredited  
New York ID # 10145  
New Jersey ID # NY004  
New Hampshire ID # 294100 A/B  
Pennsylvania Registration 68-786  
Rhode Island ID # 158  
South Carolina ID #91012  
West Virginia ID # 292



## **INORGANIC QUALIFIERS**

### **C (Concentration) qualifier –**

- B -** if the reported value was obtained from a reading that was less than the Contract Required Detection Limit (CRDL) but was greater than or equal to the Instrument Detection Limit (IDL).
- U -** if the analyte was analyzed for, but not detected

### **Q qualifier - Specified entries and their meanings are as follows:**

- D -** Spike was diluted out
- E -** The reported value is estimated because of the presence of interference.
- J -** Estimated Value
- M -** Duplicate injection precision not met.
- N -** Spiked sample recovery not within control limits.
- S -** The reported value was determined by the Method of Standard Additions (MSA).
- W -** Post-digestion spike for Furnace AA Analysis is out of control limits (85-115), while sample absorbance is less than 50% of spike absorbance.
- \* -** Duplicate analysis not within control limits.
- + -** Correlation coefficient for the MSA is less than 0.995.

### **M (Method) qualifier:**

- "P" for ICP
- "A" for Flame AA
- "F" for Furnace AA
- "PM" for ICP when Microwave Digestion is used
- "AM" for Flame AA when Microwave Digestion is used
- "FM" for Furnace M when Microwave Digestion is used
- "CV" for Manual Cold Vapor AA
- "AV" for Automated Cold Vapor AA
- "CA" for Midi-Distillation Spectrophotometric
- "AS" for Semi-Automated Spectrophotometric
- "C" for Manual Spectrophotometric
- "T" for Titrimetric
- " " where no data has been entered
- "NR" if the analyte is not required to be analyzed.

## **CAS/Rochester Lab ID # for State Certifications**

Army Corp of Engineers Validated  
Delaware Accredited  
Connecticut ID # PH0556  
Florida ID # E87674  
Massachusetts ID # M-NY032  
Navy Facilities Engineering Service Center Approved  
Nebraska Accredited  
NELAP Accredited

New York ID # 10145  
New Jersey ID # NY004  
New Hampshire ID # 294100 A/B  
Pennsylvania Registration 68-786  
Rhode Island ID # 158  
South Carolina ID #91012  
West Virginia ID # 292



1A  
VOLATILE ORGANICS ANALYSIS DATA SHEET

EPA SAMPLE NO.

trench-1(2.0')

Lab Name: CAS-ROC Contract: DAY

Lab Code: 10145 Case No.: R4-23399 SAS No.: \_\_\_\_\_ SDG No.: TRENCH-

Matrix: (soil/water) SOIL Lab Sample ID: 765137 5000.0

Sample wt/vol: 4.0 (g/ml) G Lab File ID: B8242.D

Level: (low/med) MED Date Received: 10/8/04

% Moisture: not dec. 18 Date Analyzed: 10/15/04

GC Column: DB624 ID: 0.32 (mm) Dilution Factor: 1.0

Soil Extract Volume 10000 (uL) Soil Aliquot Volume: 2.5 (uL)

CONCENTRATION UNITS:

CAS NO.	COMPOUND	(ug/L or ug/Kg)	UG/KG	Q
75-71-8	Dichlorodifluoromethane	61000	U	U
74-87-3	Chloromethane	61000	U	U
75-01-4	Vinyl chloride	61000	U	U
74-83-9	Bromomethane	61000	U	U
75-00-3	Chloroethane	61000	U	U
75-69-4	Trichlorofluoromethane	61000	U	U
76-13-1	1,1,2-Trichloro-1,2,2-Trifluoroeth	61000	U	U
67-84-1	Acetone	61000	U	U
75-35-4	1,1-Dichloroethene	61000	U	U
79-20-9	Methyl Acetate	61000	U	U
75-09-2	Methylene chloride	61000	U	U
75-15-0	Carbon disulfide	61000	U	U
1634-04-4	Methyl tert-Butyl Ether	61000	U	U
156-60-5	trans-1,2-Dichloroethene	61000	U	U
75-34-3	1,1-Dichloroethane	61000	U	U
78-93-3	2-Butanone	61000	U	U
156-59-2	cis-1,2-Dichloroethene	11000	J	J
67-86-3	Chloroform	61000	U	U
110-82-7	Cyclohexane	61000	U	U
107-06-2	1,2-Dichloroethane	61000	U	U
71-55-6	1,1,1-Trichloroethane	61000	U	U
56-23-5	Carbon tetrachloride	61000	U	U
71-43-2	Benzene	61000	U	U
79-01-6	Trichloroethene	25000	J	J
108-87-2	Methylcyclohexane	61000	U	U
78-87-5	1,2-Dichloropropane	61000	U	U
75-27-4	Bromodichloromethane	61000	U	U
10061-01-5	cis-1,3-Dichloropropene	61000	U	U
10061-02-6	trans-1,3-Dichloropropene	61000	U	U
79-00-5	1,1,2-Trichloroethane	61000	U	U
124-48-1	Dibromochloromethane	61000	U	U
75-25-2	Bromoform	61000	U	U
108-10-1	4-Methyl-2-pentanone	61000	U	U
108-88-3	Toluene	61000	U	U
591-78-6	2-Hexanone	61000	U	U
127-18-4	Tetrachloroethene	860000		
106-93-4	1,2-Dibromoethane	61000	U	U
108-90-7	Chlorobenzene	61000	U	U
100-41-4	Ethylbenzene	61000	U	U

1A  
VOLATILE ORGANICS ANALYSIS DATA SHEET

EPA SAMPLE NO.

trench-1(2.0')

Lab Name: CAS-ROC Contract: DAY  
 Lab Code: 10145 Case No.: R4-23399 SAS No.: \_\_\_\_\_ SDG No.: TRENCH-  
 Matrix: (soil/water) SOIL Lab Sample ID: 765137 5000.0  
 Sample wt/vol: 4.0 (g/ml) G Lab File ID: B8242.D  
 Level: (low/med) MED Date Received: 10/8/04  
 % Moisture: not dec. 18 Date Analyzed: 10/15/04  
 GC Column: DB624 ID: 0.32 (mm) Dilution Factor: 1.0  
 Soil Extract Volume 10000 (uL) Soil Aliquot Volume: 2.5 (uL)

CAS NO.	COMPOUND	CONCENTRATION UNITS:		Q
		(ug/L or ug/Kg)	UG/KG	
108-38-3/106-42-3	(m+p)Xylene	61000	U	
95-47-6	o-Xylene	61000	U	
100-42-5	Styrene	61000	U	
98-82-8	Isopropylbenzene	61000	U	
79-34-5	1,1,2,2-Tetrachloroethane	61000	U	
541-73-1	1,3-Dichlorobenzene	61000	U	
106-46-7	1,4-Dichlorobenzene	61000	U	
95-50-1	1,2-Dichlorobenzene	61000	U	
96-12-8	1,2-Dibromo-3-chloropropane	61000	U	
120-82-1	1,2,4-Trichlorobenzene	61000	U	

1E  
VOLATILE ORGANICS ANALYSIS DATA SHEET  
TENTATIVELY IDENTIFIED COMPOUNDS

EPA SAMPLE NO.

trench-1(2.0')

Lab Name: CAS-ROC Contract: DAY  
Lab Code: 10145 Case No.: R4-23399 SAS No.: \_\_\_\_\_ SDG No.: TRENCH-  
Matrix: (soil/water) SOIL Lab Sample ID: 765137 5000.0  
Sample wt/vol: 4.0 (g/ml) G Lab File ID: B8242.D  
Level: (low/med) MED Date Received: 10/8/04  
% Moisture: not dec. 18 Date Analyzed: 10/15/04  
GC Column: DB624 ID: 0.32 (mm) Dilution Factor: 1.0  
Soil Extract Volume 10000 (uL) Soil Aliquot Volume: 2.5 (uL)

CONCENTRATION UNITS:

(ug/L or ug/Kg) UG/KG

Number TICs found: 0

CAS NO.	COMPOUND NAME	RT	EST. CONC.	Q
---------	---------------	----	------------	---

1A  
VOLATILE ORGANICS ANALYSIS DATA SHEET

EPA SAMPLE NO.

trench-2(2.0')

Lab Name: CAS/ROC Contract: DAY

Lab Code: 10145 Case No.: R4-23399 SAS No.: \_\_\_\_\_ SDG No.: TRENCH-

Matrix: (soil/water) SOIL Lab Sample ID: 765138 2.0

Sample wt/vol: 2.5 (g/ml) G Lab File ID: B8182.D

Level: (low/med) LOW Date Received: 10/8/04

% Moisture: not dec. 41.1 Date Analyzed: 10/12/04

GC Column: DB624 ID: 0.32 (mm) Dilution Factor: 1.0

Soil Extract Volume \_\_\_\_\_ (uL) Soil Aliquot Volume: \_\_\_\_\_ (uL)

CONCENTRATION UNITS:

CAS NO.	COMPOUND	(ug/L or ug/Kg)	UG/KG	Q
75-71-8	Dichlorodifluoromethane	34		U
74-87-3	Chloromethane	34		U
75-01-4	Vinyl chloride	860		E
74-83-9	Bromomethane	34		U
75-00-3	Chloroethane	34		U
75-69-4	Trichlorofluoromethane	34		U
76-13-1	1,1,2-Trichloro-1,2,2-Trifluoroeth	34		U
67-84-1	Acetone	82		
75-35-4	1,1-Dichloroethene	15		J
79-20-9	Methyl Acetate	34		U
75-09-2	Methylene chloride	34		U
75-15-0	Carbon disulfide	34		U
1634-04-4	Methyl tert-Butyl Ether	34		U
156-60-5	trans-1,2-Dichloroethene	74		
75-34-3	1,1-Dichloroethane	7		J
78-93-3	2-Butanone	34		U
156-59-2	cis-1,2-Dichloroethene	6400		E
67-66-3	Chloroform	34		U
110-82-7	Cyclohexane	34		U
107-06-2	1,2-Dichloroethane	34		U
71-55-6	1,1,1-Trichloroethane	34		U
56-23-5	Carbon tetrachloride	34		U
71-43-2	Benzene	34		U
79-01-6	Trichloroethene	970		E
108-87-2	Methylcyclohexane	34		U
78-87-5	1,2-Dichloropropane	34		U
75-27-4	Bromodichloromethane	34		U
10061-01-5	cis-1,3-Dichloropropene	34		U
10061-02-6	trans-1,3-Dichloropropene	34		U
79-00-5	1,1,2-Trichloroethane	34		U
124-48-1	Dibromochloromethane	34		U
75-25-2	Bromoform	34		U
108-10-1	4-Methyl-2-pentanone	34		U
108-88-3	Toluene	9		J
591-78-6	2-Hexanone	34		U
127-18-4	Tetrachloroethene	1400		E
106-93-4	1,2-Dibromoethane	34		U
108-90-7	Chlorobenzene	34		U
100-41-4	Ethylbenzene	34		U

## VOLATILE ORGANICS ANALYSIS DATA SHEET

trench-2(2.0')

Lab Name: CAS/ROC

Contract: DAY

Lab Code: 10145

Case No.: R4-23399

SAS No.: \_\_\_\_\_

SDG No.: TRENCH-

Matrix: (soil/water) SOIL

Lab Sample ID: 765138 2.0

Sample wt/vol: 2.5 (g/ml) G

Lab File ID: B8182.D

Level: (low/med) LOW

Date Received: 10/8/04

% Moisture: not dec. 41.1

Date Analyzed: 10/12/04

GC Column: DB624 ID: 0.32 (mm)

Dilution Factor: 1.0

Soil Extract Volume \_\_\_\_\_ (uL)

Soil Aliquot Volume: \_\_\_\_\_ (uL)

## CONCENTRATION UNITS:

CAS NO.

COMPOUND

(ug/L or ug/Kg)

UG/KG

Q

108-38-3/108-42-3	(m+p)Xylene	34	U
95-47-6	o-Xylene	34	U
100-42-5	Styrene	34	U
98-82-8	Isopropylbenzene	34	U
79-34-5	1,1,2,2-Tetrachloroethane	34	U
541-73-1	1,3-Dichlorobenzene	34	U
106-46-7	1,4-Dichlorobenzene	34	U
95-50-1	1,2-Dichlorobenzene	34	U
96-12-8	1,2-Dibromo-3-chloropropane	34	U
120-82-1	1,2,4-Trichlorobenzene	34	U

1E

VOLATILE ORGANICS ANALYSIS DATA SHEET  
TENTATIVELY IDENTIFIED COMPOUNDS

EPA SAMPLE NO.

trench-2(2.0')

Lab Name: CAS/ROC Contract: DAY  
Lab Code: 10145 Case No.: R4-23399 SAS No.: \_\_\_\_\_ SDG No.: TRENCH-  
Matrix: (soil/water) SOIL Lab Sample ID: 765138 2.0  
Sample wt/vol: 2.5 (g/ml) G Lab File ID: B8182.D  
Level: (low/med) LOW Date Received: 10/8/04  
% Moisture: not dec. 41.1 Date Analyzed: 10/12/04  
GC Column: DB624 ID: 0.32 (mm) Dilution Factor: 1.0  
Soil Extract Volume 1 (uL) Soil Aliquot Volume: 1 (uL)

## CONCENTRATION UNITS:

Number TICs found: 0(ug/L or ug/Kg) UG/KG

CAS NO.	COMPOUND NAME	RT	EST. CONC.	Q
---------	---------------	----	------------	---

1A  
VOLATILE ORGANICS ANALYSIS DATA SHEET

EPA SAMPLE NO.

trench-2(2.0')DL

Lab Name: CAS-ROC Contract: DAY

Lab Code: 10145 Case No.: R4-23399 SAS No.: \_\_\_\_\_ SDG No.: TRENCH-

Matrix: (soil/water) SOIL Lab Sample ID: 765138 125.0

Sample wt/vol: 4.0 (g/ml) G Lab File ID: B8243.D

Level: (low/med) MED Date Received: 10/8/04

% Moisture: not dec. 41.1 Date Analyzed: 10/15/04

GC Column: DB624 ID: 0.32 (mm) Dilution Factor: 1.0

Soil Extract Volume 10000 (uL) Soil Aliquot Volume: 100 (uL)

CONCENTRATION UNITS:

CAS NO.	COMPOUND	(ug/L or ug/Kg)	UG/KG	Q
75-71-8	Dichlorodifluoromethane	2100	U	
74-87-3	Chloromethane	2100	U	
75-01-4	Vinyl chloride	990	J	
74-83-9	Bromomethane	2100	U	
75-00-3	Chloroethane	2100	U	
75-89-4	Trichlorofluoromethane	2100	U	
76-13-1	1,1,2-Trichloro-1,2,2-Trifluoroeth	2100	U	
67-64-1	Acetone	2100	U	
75-35-4	1,1-Dichloroethene	2100	U	
79-20-9	Methyl Acetate	2100	U	
75-09-2	Methylene chloride	2100	U	
75-15-0	Carbon disulfide	2100	U	
1634-04-4	Methyl tert-Butyl Ether	2100	U	
156-60-5	trans-1,2-Dichloroethene	2100	U	
75-34-3	1,1-Dichloroethane	2100	U	
78-93-3	2-Butanone	2100	U	
156-59-2	cis-1,2-Dichloroethene	16000		
67-66-3	Chloroform	2100	U	
110-82-7	Cyclohexane	2100	U	
107-06-2	1,2-Dichloroethane	2100	U	
71-55-6	1,1,1-Trichloroethane	2100	U	
56-23-5	Carbon tetrachloride	2100	U	
71-43-2	Benzene	2100	U	
79-01-6	Trichloroethene	2300		
108-87-2	Methylcyclohexane	2100	U	
78-87-5	1,2-Dichloropropane	2100	U	
75-27-4	Bromodichloromethane	2100	U	
10081-01-5	cis-1,3-Dichloropropene	2100	U	
10081-02-6	trans-1,3-Dichloropropene	2100	U	
79-00-5	1,1,2-Trichloroethane	2100	U	
124-48-1	Dibromochloromethane	2100	U	
75-25-2	Bromoform	2100	U	
108-10-1	4-Methyl-2-pentanone	2100	U	
108-88-3	Toluene	2100	U	
591-78-6	2-Hexanone	2100	U	
127-18-4	Tetrachloroethene	3500		
106-93-4	1,2-Dibromoethane	2100	U	
108-90-7	Chlorobenzene	2100	U	
100-41-4	Ethylbenzene	2100	U	

## VOLATILE ORGANICS ANALYSIS DATA SHEET

trench-2(2.0')DL

Lab Name: CAS-ROC

Contract: DAY

Lab Code: 10145

Case No.: R4-23399

SAS No.: \_\_\_\_\_

SDG No.: TRENCH-

Matrix: (soil/water) SOIL

Lab Sample ID: 765138 125.0

Sample wt/vol: 4.0 (g/ml) G

Lab File ID: B8243.D

Level: (low/med) MED

Date Received: 10/8/04

% Moisture: not dec. 41.1

Date Analyzed: 10/15/04

GC Column: DB624 ID: 0.32 (mm)

Dilution Factor: 1.0

Soil Extract Volume 10000 (uL)

Soil Aliquot Volume: 100 (uL)

## CONCENTRATION UNITS:

CAS NO.

COMPOUND

(ug/L or ug/Kg)

UG/KG

Q

108-38-3/106-42-3	(m+p)Xylene	2100	U
95-47-6	o-Xylene	2100	U
100-42-5	Styrene	2100	U
98-82-8	Isopropylbenzene	2100	U
79-34-5	1,1,2,2-Tetrachloroethane	2100	U
541-73-1	1,3-Dichlorobenzene	2100	U
106-46-7	1,4-Dichlorobenzene	2100	U
95-50-1	1,2-Dichlorobenzene	2100	U
96-12-8	1,2-Dibromo-3-chloropropane	2100	U
120-82-1	1,2,4-Trichlorobenzene	2100	U



1E  
VOLATILE ORGANICS ANALYSIS DATA SHEET  
TENTATIVELY IDENTIFIED COMPOUNDS

EPA SAMPLE NO.

trench-2(2.0")DL

Lab Name: CAS-ROC Contract: DAY  
Lab Code: 10145 Case No.: R4-23399 SAS No.: \_\_\_\_\_ SDG No.: TRENCH-  
Matrix: (soil/water) SOIL Lab Sample ID: 765138 125.0  
Sample wt/vol: 4.0 (g/ml) G Lab File ID: B8243.D  
Level: (low/med) MED Date Received: 10/8/04  
% Moisture: not dec. 41.1 Date Analyzed: 10/15/04  
GC Column: DB624 ID: 0.32 (mm) Dilution Factor: 1.0  
Soil Extract Volume 10000 (uL) Soil Aliquot Volume: 100 (uL)

CONCENTRATION UNITS:

Number TICs found: 0  
(ug/L or ug/Kg) UG/KG

CAS NO.	COMPOUND NAME	RT	EST. CONC.	Q
---------	---------------	----	------------	---

1A  
VOLATILE ORGANICS ANALYSIS DATA SHEET

EPA SAMPLE NO.

trench-3(2.5')

Lab Name: CAS/ROC Contract: DAY  
 Lab Code: 10145 Case No.: R4-23399 SAS No.: \_\_\_\_\_ SDG No.: TRENCH-  
 Matrix: (soil/water) SOIL Lab Sample ID: 765139 2.0  
 Sample wt/vol: 2.5 (g/ml) G Lab File ID: B8183.D  
 Level: (low/med) LOW Date Received: 10/8/04  
 % Moisture: not dec. 15.4 Date Analyzed: 10/12/04  
 GC Column: DB624 ID: 0.32 (mm) Dilution Factor: 1.0  
 Soil Extract Volume \_\_\_\_\_ (uL) Soil Aliquot Volume: \_\_\_\_\_ (uL)

CONCENTRATION UNITS:

CAS NO. COMPOUND (ug/L or ug/Kg) UG/KG Q

75-71-8	Dichlorodifluoromethane	24	U
74-87-3	Chloromethane	24	U
75-01-4	Vinyl chloride	42	
74-83-9	Bromomethane	24	U
75-00-3	Chloroethane	24	U
75-69-4	Trichlorofluoromethane	24	U
76-13-1	1,1,2-Trichloro-1,2,2-Trifluoroeth	24	U
67-64-1	Acetone	28	
75-35-4	1,1-Dichloroethene	24	U
79-20-9	Methyl Acetate	24	U
75-09-2	Methylene chloride	24	U
75-15-0	Carbon disulfide	24	U
1634-04-4	Methyl tert-Butyl Ether	24	U
156-60-5	trans-1,2-Dichloroethene	4	J
75-34-3	1,1-Dichloroethane	24	U
78-93-3	2-Butanone	24	U
156-59-2	cis-1,2-Dichloroethene	620	E
67-66-3	Chloroform	24	U
110-82-7	Cyclohexane	24	U
107-06-2	1,2-Dichloroethane	24	U
71-55-8	1,1,1-Trichloroethane	24	U
56-23-5	Carbon tetrachloride	24	U
71-43-2	Benzene	24	U
79-01-6	Trichloroethene	950	E
108-87-2	Methylcyclohexane	24	U
78-87-5	1,2-Dichloropropane	24	U
75-27-4	Bromodichloromethane	24	U
10061-01-5	cis-1,3-Dichloropropene	24	U
10061-02-6	trans-1,3-Dichloropropene	24	U
79-00-5	1,1,2-Trichloroethane	24	U
124-48-1	Dibromochloromethane	24	U
75-25-2	Bromoform	24	U
108-10-1	4-Methyl-2-pentanone	24	U
108-88-3	Toluene	24	U
591-78-6	2-Hexanone	24	U
127-18-4	Tetrachloroethene	1900	E
106-93-4	1,2-Dibromoethane	24	U
108-90-7	Chlorobenzene	24	U
100-41-4	Ethylbenzene	24	U

## VOLATILE ORGANICS ANALYSIS DATA SHEET

trench-3(2.5')

Lab Name: CAS/ROC Contract: DAY  
 Lab Code: 10145 Case No.: R4-23399 SAS No.: \_\_\_\_\_ SDG No.: TRENCH-  
 Matrix: (soil/water) SOIL Lab Sample ID: 765139 2.0  
 Sample wt/vol: 2.5 (g/ml) G Lab File ID: B8183.D  
 Level: (low/med) LOW Date Received: 10/8/04  
 % Moisture: not dec. 15.4 Date Analyzed: 10/12/04  
 GC Column: DB624 ID: 0.32 (mm) Dilution Factor: 1.0  
 Soil Extract Volume \_\_\_\_\_ (uL) Soil Aliquot Volume: \_\_\_\_\_ (uL)

## CONCENTRATION UNITS:

CAS NO. COMPOUND (ug/L or ug/Kg) UG/KG Q

108-38-3/106-42-3	(m+p)Xylene	24	U
95-47-6	o-Xylene	24	U
100-42-5	Styrene	24	U
98-82-8	Isopropylbenzene	24	U
79-34-5	1,1,2,2-Tetrachloroethane	24	U
541-73-1	1,3-Dichlorobenzene	24	U
108-46-7	1,4-Dichlorobenzene	24	U
95-50-1	1,2-Dichlorobenzene	24	U
96-12-8	1,2-Dibromo-3-chloropropane	24	U
120-82-1	1,2,4-Trichlorobenzene	24	U

1E

VOLATILE ORGANICS ANALYSIS DATA SHEET  
TENTATIVELY IDENTIFIED COMPOUNDS

EPA SAMPLE NO.

trench-3(2.5')

Lab Name: CAS/ROC

Contract: DAY

Lab Code: 10145

Case No.: R4-23399

SAS No.:

SDG No.: TRENCH-

Matrix: (soil/water) SOIL

Lab Sample ID: 765139 2.0

Sample wt/vol: 2.5 (g/ml) G

Lab File ID: B8183.D

Level: (low/med) LOW

Date Received: 10/8/04

% Moisture: not dec. 15.4

Date Analyzed: 10/12/04

GC Column: DB624 ID: 0.32 (mm)

Dilution Factor: 1.0

Soil Extract Volume 1 (uL)

Soil Aliquot Volume: 1 (uL)

## CONCENTRATION UNITS:

Number TICs found: 1

(ug/L or ug/Kg)

UG/KG

CAS NO.	COMPOUND NAME	RT	EST. CONC.	Q
1. 001120-21-4	Undecane	22.33	39	JN

1A  
VOLATILE ORGANICS ANALYSIS DATA SHEET

EPA SAMPLE NO.

trench-3(2.5')DL

Lab Name: CAS-ROC Contract: DAY  
 Lab Code: 10145 Case No.: R4-23399 SAS No.: \_\_\_\_\_ SDG No.: TRENCH-  
 Matrix: (soil/water) SOIL Lab Sample ID: 765139 125.0  
 Sample wt/vol: 4.0 (g/ml) G Lab File ID: B8244.D  
 Level: (low/med) MED Date Received: 10/8/04  
 % Moisture: not dec. 15.4 Date Analyzed: 10/15/04  
 GC Column: DB624 ID: 0.32 (mm) Dilution Factor: 1.0  
 Soil Extract Volume 10000 (uL) Soil Aliquot Volume: 100 (uL)

CONCENTRATION UNITS:

CAS NO. COMPOUND (ug/L or ug/Kg) UG/KG Q

75-71-8	Dichlorodifluoromethane	1500	U
74-87-3	Chloromethane	1500	U
75-01-4	Vinyl chloride	1500	U
74-83-9	Bromomethane	1500	U
75-00-3	Chloroethane	1500	U
75-69-4	Trichlorofluoromethane	1500	U
76-13-1	1,1,2-Trichloro-1,2,2-Trifluoroeth	1500	U
67-64-1	Acetone	1500	U
75-35-4	1,1-Dichloroethene	1500	U
79-20-9	Methyl Acetate	1500	U
75-09-2	Methylene chloride	1500	U
75-15-0	Carbon disulfide	1500	U
1634-04-4	Methyl tert-Butyl Ether	1500	U
156-80-5	trans-1,2-Dichloroethene	1500	U
75-34-3	1,1-Dichloroethane	1500	U
78-93-3	2-Butanone	1500	U
156-59-2	cis-1,2-Dichloroethene	160	J
67-86-3	Chloroform	1500	U
110-82-7	Cyclohexane	1500	U
107-06-2	1,2-Dichloroethane	1500	U
71-55-6	1,1,1-Trichloroethane	1500	U
56-23-5	Carbon tetrachloride	1500	U
71-43-2	Benzene	1500	U
79-01-6	Trichloroethene	460	J
108-87-2	Methylcyclohexane	1500	U
78-87-5	1,2-Dichloropropane	1500	U
75-27-4	Bromodichloromethane	1500	U
10061-01-5	cis-1,3-Dichloropropene	1500	U
10061-02-6	trans-1,3-Dichloropropene	1500	U
79-00-5	1,1,2-Trichloroethane	1500	U
124-48-1	Dibromochloromethane	1500	U
75-25-2	Bromoform	1500	U
108-10-1	4-Methyl-2-pentanone	1500	U
108-88-3	Toluene	1500	U
591-78-6	2-Hexanone	1500	U
127-18-4	Tetrachloroethene	7500	
106-93-4	1,2-Dibromoethane	1500	U
108-90-7	Chlorobenzene	1500	U
100-41-4	Ethylbenzene	1500	U

1A  
VOLATILE ORGANICS ANALYSIS DATA SHEET

EPA SAMPLE NO.

trench-3(2.5')DL

Lab Name: CAS-ROC Contract: DAY  
 Lab Code: 10145 Case No.: R4-23399 SAS No.: \_\_\_\_\_ SDG No.: TRENCH-  
 Matrix: (soil/water) SOIL Lab Sample ID: 765139 125.0  
 Sample wt/vol: 4.0 (g/ml) G Lab File ID: B8244.D  
 Level: (low/med) MED Date Received: 10/8/04  
 % Moisture: not dec. 15.4 Date Analyzed: 10/15/04  
 GC Column: DB624 ID: 0.32 (mm) Dilution Factor: 1.0  
 Soil Extract Volume 10000 (uL) Soil Aliquot Volume: 100 (uL)

CONCENTRATION UNITS:

CAS NO. COMPOUND (ug/L or ug/Kg) UG/KG Q

108-38-3/106-42-3	(m+p)Xylene	1500	U
95-47-6	o-Xylene	1500	U
100-42-5	Styrene	1500	U
98-82-8	Isopropylbenzene	1500	U
79-34-5	1,1,2,2-Tetrachloroethane	1500	U
541-73-1	1,3-Dichlorobenzene	1500	U
106-46-7	1,4-Dichlorobenzene	1500	U
95-50-1	1,2-Dichlorobenzene	1500	U
96-12-8	1,2-Dibromo-3-chloropropane	1500	U
120-82-1	1,2,4-Trichlorobenzene	1500	U

1E

VOLATILE ORGANICS ANALYSIS DATA SHEET  
TENTATIVELY IDENTIFIED COMPOUNDS

EPA SAMPLE NO.

trench-3(2.5')DL

Lab Name: CAS-ROC Contract: DAY  
Lab Code: 10145 Case No.: R4-23399 SAS No.:        SDG No.: TRENCH-  
Matrix: (soil/water) SOIL Lab Sample ID: 765139 125.0  
Sample wt/vol: 4.0 (g/ml) G Lab File ID: B8244.D  
Level: (low/med) MED Date Received: 10/8/04  
% Moisture: not dec. 15.4 Date Analyzed: 10/15/04  
GC Column: DB624 ID: 0.32 (mm) Dilution Factor: 1.0  
Soil Extract Volume 10000 (uL) Soil Aliquot Volume: 100 (uL)

## CONCENTRATION UNITS:

Number TICs found: 0 (ug/L or ug/Kg) UG/KG

CAS NO.	COMPOUND NAME	RT	EST. CONC.	Q
---------	---------------	----	------------	---

1A  
VOLATILE ORGANICS ANALYSIS DATA SHEET

EPA SAMPLE NO.

RINSATE-1

Lab Name: CAS-ROC Contract: DAY

Lab Code: 10145 Case No.: R4-23399 SAS No.: \_\_\_\_\_ SDG No.: TRENCH-

Matrix: (soil/water) WATER Lab Sample ID: 765140 1.0

Sample wt/vol: 5.0 (g/ml) ML Lab File ID: B8164.D

Level: (low/med) LOW Date Received: 10/8/04

% Moisture: not dec. \_\_\_\_\_ Date Analyzed: 10/11/04

GC Column: DB624 ID: 0.32 (mm) Dilution Factor: 1.0

Soil Extract Volume \_\_\_\_\_ (uL) Soil Aliquot Volume: \_\_\_\_\_ (uL)

CONCENTRATION UNITS:

CAS NO.	COMPOUND	(ug/L or ug/Kg)	UG/L	Q
75-71-8	Dichlorodifluoromethane		10	U
74-87-3	Chloromethane		10	U
75-01-4	Vinyl chloride		10	U
74-83-9	Bromomethane		10	U
75-00-3	Chloroethane		10	U
75-69-4	Trichlorofluoromethane		10	U
78-13-1	1,1,2-Trichloro-1,2,2-Trifluoroeth		10	U
67-64-1	Acetone		10	U
75-35-4	1,1-Dichloroethene		10	U
79-20-9	Methyl Acetate		10	U
75-09-2	Methylene chloride		10	U
75-15-0	Carbon disulfide		10	U
1634-04-4	Methyl tert-Butyl Ether		10	U
156-80-5	trans-1,2-Dichloroethene		10	U
75-34-3	1,1-Dichloroethane		10	U
78-93-3	2-Butanone		10	U
156-59-2	cis-1,2-Dichloroethene		10	U
67-66-3	Chloroform		10	U
110-82-7	Cyclohexane		10	U
107-06-2	1,2-Dichloroethane		10	U
71-55-8	1,1,1-Trichloroethane		10	U
56-23-5	Carbon tetrachloride		10	U
71-43-2	Benzene		10	U
79-01-6	Trichloroethene		10	U
108-87-2	Methylcyclohexane		10	U
78-87-5	1,2-Dichloropropane		10	U
75-27-4	Bromodichloromethane		10	U
10061-01-5	cis-1,3-Dichloropropene		10	U
10061-02-6	trans-1,3-Dichloropropene		10	U
79-00-5	1,1,2-Trichloroethane		10	U
124-48-1	Dibromochloromethane		10	U
75-25-2	Bromoform		10	U
108-10-1	4-Methyl-2-pentanone		10	U
108-88-3	Toluene		10	U
591-78-6	2-Hexanone		10	U
127-18-4	Tetrachloroethene		10	U
106-93-4	1,2-Dibromoethane		10	U
108-90-7	Chlorobenzene		10	U
100-41-4	Ethylbenzene		10	U



1A

EPA SAMPLE NO.

## VOLATILE ORGANICS ANALYSIS DATA SHEET

RINSATE-1

Lab Name: CAS-ROC Contract: DAY  
 Lab Code: 10145 Case No.: R4-23399 SAS No.: \_\_\_\_\_ SDG No.: TRENCH-  
 Matrix: (soil/water) WATER Lab Sample ID: 765140 1.0  
 Sample wt/vol: 5.0 (g/ml) ML Lab File ID: B8164.D  
 Level: (low/med) LOW Date Received: 10/8/04  
 % Moisture: not dec. \_\_\_\_\_ Date Analyzed: 10/11/04  
 GC Column: DB624 ID: 0.32 (mm) Dilution Factor: 1.0  
 Soil Extract Volume \_\_\_\_\_ (uL) Soil Aliquot Volume: \_\_\_\_\_ (uL)

## CONCENTRATION UNITS:

CAS NO.	COMPOUND	(ug/L or ug/Kg)	UG/L	Q
108-38-3/106-42-3	(m+p)Xylene		10	U
95-47-6	o-Xylene		10	U
100-42-5	Styrene		10	U
98-82-8	Isopropylbenzene		10	U
79-34-5	1,1,2,2-Tetrachloroethane		10	U
541-73-1	1,3-Dichlorobenzene		10	U
106-46-7	1,4-Dichlorobenzene		10	U
95-50-1	1,2-Dichlorobenzene		10	U
98-12-8	1,2-Dibromo-3-chloropropane		10	U
120-82-1	1,2,4-Trichlorobenzene		10	U

1E

VOLATILE ORGANICS ANALYSIS DATA SHEET  
TENTATIVELY IDENTIFIED COMPOUNDS

EPA SAMPLE NO.

RINSATE-1

Lab Name: CAS-ROC Contract: DAY  
Lab Code: 10145 Case No.: R4-23399 SAS No.: \_\_\_\_\_ SDG No.: TRENCH-  
Matrix: (soil/water) WATER Lab Sample ID: 765140 1.0  
Sample wt/vol: 5.0 (g/ml) ML Lab File ID: B8164.D  
Level: (low/med) LOW Date Received: 10/8/04  
% Moisture: not dec. \_\_\_\_\_ Date Analyzed: 10/11/04  
GC Column: DB624 ID: 0.32 (mm) Dilution Factor: 1.0  
Soil Extract Volume \_\_\_\_\_ (uL) Soil Aliquot Volume: \_\_\_\_\_ (uL)

## CONCENTRATION UNITS:

Number TICs found: 0 (ug/L or ug/Kg) UG/L

CAS NO.	COMPOUND NAME	RT	EST. CONC.	Q
---------	---------------	----	------------	---

1B  
SEMIVOLATILE ORGANICS ANALYSIS DATA SHEET

EPA SAMPLE NO.

RINSATE-1

Lab Name: CAS-ROCH Contract: Day

Lab Code: 10145 Case No.: R423399 SAS No.: \_\_\_\_\_ SDG No.: TRENCH-1(2,10')

Matrix: (soil/water) WATER Lab Sample ID: 765140 1.12

Sample wt/vol: 890 (g/ml) ML Lab File ID: BA570.D

Level: (low/med) LOW Date Received: 10/8/04

% Moisture: \_\_\_\_\_ decanted:(Y/N) N Date Extracted: 10/11/04

Concentrated Extract Volume: 1000 (uL) Date Analyzed: 10/13/04

Injection Volume: 2.0 (uL) Dilution Factor: 1.0

GPC Cleanup: (Y/N) N pH: \_\_\_\_\_

CONCENTRATION UNITS:

CAS NO. COMPOUND (ug/L or ug/Kg) UG/L Q

108-95-2	Phenol	11	U
111-44-4	bis-(2-Chloroethyl)Ether	11	U
95-57-8	2-Chlorophenol	11	U
108-60-1	2,2'-oxybis(1-Chloropropane)	11	U
95-48-7	2-Methylphenol	11	U
621-24-7	N-Nitroso-Di-n-propylamine	11	U
67-72-1	Hexachloroethane	11	U
106-44-5	4-Methylphenol	11	U
98-95-3	Nitrobenzene	11	U
78-59-1	Isophorone	11	U
88-75-5	2-Nitrophenol	11	U
105-67-9	2,4-Dimethylphenol	11	U
111-91-1	bis-(2-Chloroethoxy)Methane	11	U
120-83-2	2,4-Dichlorophenol	11	U
91-20-3	Naphthalene	11	U
106-47-8	4-Chloroaniline	11	U
87-68-3	Hexachlorobutadiene	11	U
59-50-7	4-Chloro-3-methylphenol	11	U
91-57-6	2-Methylnaphthalene	11	U
77-47-4	Hexachlorocyclopentadiene	11	U
88-06-2	2,4,6-Trichlorophenol	11	U
95-95-4	2,4,5-Trichlorophenol	28	U
91-58-7	2-Chloronaphthalene	11	U
88-74-4	2-Nitroaniline	28	U
208-96-8	Acenaphthylene	11	U
131-11-3	Dimethyl Phthalate	11	U
606-20-2	2,6-Dinitrotoluene	11	U
83-32-9	Acenaphthene	11	U
99-09-2	3-Nitroaniline	28	U
51-28-5	2,4-Dinitrophenol	28	U
132-64-9	Dibenzofuran	11	U
121-14-2	2,4-Dinitrotoluene	11	U
100-02-7	4-Nitrophenol	28	U
86-73-7	Fluorene	11	U
7005-72-3	4-Chlorophenyl-phenylether	11	U
84-66-2	Diethylphthalate	11	U
100-01-6	4-Nitroaniline	28	U

1C  
SEMIVOLATILE ORGANICS ANALYSIS DATA SHEET

EPA SAMPLE NO.

RINSATE-1

Lab Name: CAS-ROCH Contract: Day

Lab Code: 10145 Case No.: R423399 SAS No.: \_\_\_\_\_ SDG No.: TRENCH-1(2,10')

Matrix: (soil/water) WATER Lab Sample ID: 765140 1.12

Sample wt/vol: 890 (g/ml) ML Lab File ID: BA570.D

Level: (low/med) LOW Date Received: 10/8/04

% Moisture: \_\_\_\_\_ decanted:(Y/N) N Date Extracted: 10/11/04

Concentrated Extract Volume: 1000 (uL) Date Analyzed: 10/13/04

Injection Volume: 2.0 (uL) Dilution Factor: 1.0

GPC Cleanup: (Y/N) N pH: \_\_\_\_\_

CONCENTRATION UNITS:

CAS NO. COMPOUND (ug/L or ug/Kg) UG/L Q

534-52-1	4,6-Dinitro-2-methylphenol	28	U
86-30-6	N-Nitrosodiphenylamine	11	U
101-55-3	4-Bromophenyl-phenylether	11	U
118-74-1	Hexachlorobenzene	11	U
87-86-5	Pentachlorophenol	28	U
85-01-8	Phenanthrene	11	U
120-12-7	Anthracene	11	U
86-74-8	Carbazole	11	U
84-74-2	Di-n-Butylphthalate	3	JB
206-44-0	Fluoranthene	11	U
129-00-0	Pyrene	11	U
85-68-7	Butyl benzyl phthalate	11	U
91-84-1	3,3'-Dichlorobenzidine	11	U
56-55-3	Benzo(a)Anthracene	11	U
218-01-8	Chrysene	11	U
117-81-7	Bis(2-Ethylhexyl)Phthalate	1	J
117-84-0	Di-n-octyl phthalate	11	U
205-99-2	Benzo(b)fluoranthene	11	U
207-08-9	Benzo(k)Fluoranthene	11	U
50-32-8	Benzo(a)Pyrene	11	U
193-39-5	Indeno(1,2,3-cd)Pyrene	11	U
53-70-3	Dibenz(a,h)anthracene	11	U
191-24-2	Benzo(g,h,i)Perylene	11	U
100-52-7	Benzaldehyde	11	U
98-86-2	Acetophenone	11	U
105-60-2	Caprolactam	28	U
92-52-4	1,1'-Biphenyl	11	U
1912-24-9	Atrazine	11	U

1F

SEMIVOLATILE ORGANICS ANALYSIS DATA SHEET  
TENTATIVELY IDENTIFIED COMPOUNDS

EPA SAMPLE NO.

RINSATE-1

Lab Name: CAS-ROCH Contract: Day

Lab Code: 10145 Case No.: R423399 SAS No.:        SDG No.: TRENCH-1(2.0)

Matrix: (soil/water) WATER Lab Sample ID: 765140 1.12

Sample wt/vol: 890 (g/ml) ML Lab File ID: BA570.D

Level: (low/med) LOW Date Received: 10/8/04

% Moisture:        decanted: (Y/N) N Date Extracted: 10/11/04

Concentrated Extract Volume: 1000 (uL) Date Analyzed: 10/13/04

Injection Volume: 2.0 (uL) Dilution Factor: 1.0

GPC Cleanup: (Y/N) N pH:       

## CONCENTRATION UNITS:

Number TICs found: 3(ug/L or ug/Kg) UG/L

CAS NUMBER	COMPOUND NAME	RT	EST. CONC.	Q
1.	unknown	4.12	3	J B
2.	unknown	4.18	3	J
3.	unknown amide	21.30	10	J B

1B  
SEMIVOLATILE ORGANICS ANALYSIS DATA SHEET

EPA SAMPLE NO.

TRENCH-1(2.0')

Lab Name: CAS-ROCH Contract: Day

Lab Code: 10145 Case No.: R423399 SAS No.: \_\_\_\_\_ SDG No.: TRENCH-1(2.0')

Matrix: (soil/water) SOIL Lab Sample ID: 765137 1.0

Sample wt/vol: 30 (g/ml) G Lab File ID: BA571.D

Level: (low/med) LOW Date Received: 10/8/04

% Moisture: 18 decanted: (Y/N) N Date Extracted: 10/13/04

Concentrated Extract Volume: 500 (uL) Date Analyzed: 10/21/04

Injection Volume: 2.0 (uL) Dilution Factor: 1.0

GPC Cleanup: (Y/N) Y pH: 6.79

CONCENTRATION UNITS:

CAS NO. COMPOUND (ug/L or ug/Kg) UG/KG Q

108-95-2	Phenol	410	U
111-44-4	bis(-2-Chloroethyl)Ether	410	U
95-57-8	2-Chlorophenol	410	U
108-60-1	2,2'-oxybis(1-Chloropropane)	410	U
95-48-7	2-Methylphenol	410	U
621-24-7	N-Nitroso-Di-n-propylamine	410	U
67-72-1	Hexachloroethane	410	U
106-44-5	4-Methylphenol	410	U
98-95-3	Nitrobenzene	410	U
78-59-1	Isophorone	410	U
88-75-5	2-Nitrophenol	410	U
105-67-9	2,4-Dimethylphenol	410	U
111-91-1	bis(-2-Chloroethoxy)Methane	410	U
120-83-2	2,4-Dichlorophenol	410	U
91-20-3	Naphthalene	410	U
106-47-8	4-Chloroaniline	410	U
87-68-3	Hexachlorobutadiene	410	U
59-50-7	4-Chloro-3-methylphenol	410	U
91-57-6	2-Methylnaphthalene	410	U
77-47-4	Hexachlorocyclopentadiene	410	U
88-06-2	2,4,6-Trichlorophenol	410	U
95-95-4	2,4,5-Trichlorophenol	1000	U
91-58-7	2-Chloronaphthalene	410	U
88-74-4	2-Nitroaniline	1000	U
208-96-8	Acenaphthylene	410	U
131-11-3	Dimethyl Phthalate	410	U
606-20-2	2,6-Dinitrotoluene	410	U
83-32-9	Acenaphthene	410	U
99-09-2	3-Nitroaniline	1000	U
51-28-5	2,4-Dinitrophenol	1000	U
132-64-9	Dibenzofuran	410	U
121-14-2	2,4-Dinitrotoluene	410	U
100-02-7	4-Nitrophenol	1000	U
86-73-7	Fluorene	410	U
7005-72-3	4-Chlorophenyl-phenylether	410	U
84-66-2	Diethylphthalate	410	U
100-01-6	4-Nitroaniline	1000	U

1C

EPA SAMPLE NO.

## SEMIVOLATILE ORGANICS ANALYSIS DATA SHEET

TRENCH-1(2.0')

Lab Name: CAS-ROCH Contract: Day  
 Lab Code: 10145 Case No.: R423399 SAS No.: \_\_\_\_\_ SDG No.: TRENCH-1(2.0')  
 Matrix: (soil/water) SOIL Lab Sample ID: 765137 1.0  
 Sample wt/vol: 30 (g/ml) G Lab File ID: BA571.D  
 Level: (low/med) LOW Date Received: 10/8/04  
 % Moisture: 18 decanted: (Y/N) N Date Extracted: 10/13/04  
 Concentrated Extract Volume: 500 (uL) Date Analyzed: 10/21/04  
 Injection Volume: 2.0 (uL) Dilution Factor: 1.0  
 GPC Cleanup: (Y/N) Y pH: 6.79

## CONCENTRATION UNITS:

CAS NO. COMPOUND (ug/L or ug/Kg) UG/KG Q

534-52-1	4,6-Dinitro-2-methylphenol	1000	U
86-30-6	N-Nitrosodiphenylamine	410	U
101-55-3	4-Bromophenyl-phenylether	410	U
118-74-1	Hexachlorobenzene	410	U
87-86-5	Pentachlorophenol	1000	U
85-01-8	Phenanthrene	410	U
120-12-7	Anthracene	410	U
86-74-8	Carbazole	410	U
84-74-2	Di-n-Butylphthalate	55	JB
206-44-0	Fluoranthene	410	U
129-00-0	Pyrene	410	U
85-68-7	Butyl benzyl phthalate	410	U
91-94-1	3,3'-Dichlorobenzidine	410	U
56-55-3	Benzo(a)Anthracene	410	U
218-01-9	Chrysene	410	U
117-81-7	Bis(2-Ethylhexyl)Phthalate	63	J
117-84-0	Di-n-octyl phthalate	410	U
205-99-2	Benzo(b)fluoranthene	410	U
207-08-9	Benzo(k)Fluoranthene	410	U
50-32-8	Benzo(a)Pyrene	410	U
193-39-5	Indeno(1,2,3-cd)Pyrene	410	U
53-70-3	Dibenz(a,h)anthracene	410	U
191-24-2	Benzo(g,h,i)Perylene	410	U
100-52-7	Benzaldehyde	410	U
98-86-2	Acetophenone	410	U
105-60-2	Caprolactam	1000	U
92-52-4	1,1'-Biphenyl	410	U
1912-24-9	Atrazine	410	U

1F

**SEMIVOLATILE ORGANICS ANALYSIS DATA SHEET**  
**TENTATIVELY IDENTIFIED COMPOUNDS**

EPA SAMPLE NO.

TRENCH-1(2.0')

Lab Name: CAS-ROCH Contract: Day

Lab Code: 10145 Case No.: R423399 SAS No.: \_\_\_\_\_ SDG No.: TRENCH-1(2.0')

Matrix: (soil/water) SOIL Lab Sample ID: 765137 1.0

Sample wt/vol: 30 (g/ml) G Lab File ID: BA571.D

Level: (low/med) LOW Date Received: 10/8/04

% Moisture: 18 decanted: (Y/N) N Date Extracted: 10/13/04

Concentrated Extract Volume: 500 (uL) Date Analyzed: 10/21/04

Injection Volume: 2.0 (uL) Dilution Factor: 1.0

GPC Cleanup: (Y/N) Y pH: 6.79

**CONCENTRATION UNITS:**Number TICs found: 15(ug/L or ug/Kg) UG/KG

CAS NUMBER	COMPOUND NAME	RT	EST. CONC.	Q
1.	unknown	4.10	98	J B
2.	unknown	4.17	91	J B
3.	unknown	10.17	99	J
4. 1 000245-64-0	2-Propenoic acid, n-pentadecyl e	12.38	130	JN B
5.	unknown acid	14.86	140	J
6.	unknown	21.29	110	J B
7.	unknown	21.64	260	J
8. 000191-30-0	1,2:3,4-Dibenzopyrene	21.76	1800	JN
9. 000189-64-0	3,4:8,9-Dibenzopyrene	22.30	1200	JN
10.	unknown	22.54	280	J
11.	unknown	22.59	280	J
12.	unknown pah	23.99	310	J
13. 005385-75-1	Dibenz(a,e)aceanthrylene	24.74	150	JN
14. 000189-55-9	3,4:9,10-Dibenzopyrene	25.01	640	JN
15.	unknown	27.49	89	J



1D  
PESTICIDE ORGANICS ANALYSIS DATA SHEET

EPA SAMPLE NO.

RINSATE-1

Lab Name: Columbia Analytical Services Contract: DAY

Lab Code: 10145 Case No.: R23399 SAS No.: \_\_\_\_\_ SDG No.: TRENCH-1 (2.c')

Matrix: (soil/water) WATER Lab Sample ID: 765140

Sample wt/vol: 980 (g/ml) ML Lab File ID: EC012.D

% Moisture: \_\_\_\_\_ decanted: (Y/N) N Date Received: 10/08/04

Extraction: (SepF/Cont/Sonc) SEPF Date Extracted: 10/13/04

Concentrated Extract Volume: 10000 (uL) Date Analyzed: 10/13/04

Injection Volume: 1.0 (uL) Dilution Factor: 1.0

GPC Cleanup: (Y/N) N pH: \_\_\_\_\_ Sulfur Cleanup: (Y/N) Y

CONCENTRATION UNITS:

CAS NO. COMPOUND (ug/L or ug/Kg) UG/L Q

319-84-6	alpha-BHC	0.051	U
58-89-9	gamma-BHC (Lindane)	0.051	U
78-44-8	Heptachlor	0.051	U
309-00-2	Aldrin	0.051	U
319-85-7	beta-BHC	0.051	U
319-86-8	delta-BHC	0.051	U
1024-57-3	Heptachlor Epoxide	0.051	U
959-98-8	Endosulfan I	0.051	U
5103-74-2	gamma-Chlordane	0.051	U
5103-71-9	alpha-Chlordane	0.051	U
72-55-9	4,4'-DDE	0.10	U
60-57-1	Dieldrin	0.10	U
72-20-8	Endrin	0.10	U
33213-65-9	Endosulfan II	0.10	U
72-54-8	4,4'-DDD	0.10	U
50-29-3	4,4'-DDT	0.10	U
7421-36-3	Endrin Aldehyde	0.10	U
1031-07-8	Endosulfan Sulfate	0.10	U
72-43-5	Methoxychlor	0.51	U
53494-70-5	Endrin Ketone	0.10	U
12674-11-2	Aroclor-1018	1.0	U
11104-28-2	Aroclor-1221	2.0	U
11141-16-5	Aroclor-1232	1.0	U
53469-21-9	Aroclor-1242	1.0	U
12672-29-6	Aroclor-1248	1.0	U
11097-69-1	Aroclor-1254	1.0	U
11096-82-5	Aroclor-1260	1.0	U
8001-35-2	Toxaphene	5.1	U

1D  
PESTICIDE ORGANICS ANALYSIS DATA SHEET

EPA SAMPLE NO.

TRENCH-1(2.0')

Lab Name: Columbia Analytical Services Contract: DAY

Lab Code: 10145 Case No.: R23399 SAS No.: \_\_\_\_\_ SDG No.: TRENCH-1 (2.0')

Matrix: (soil/water) SOIL Lab Sample ID: 765137

Sample wt/vol: 30 (g/ml) G Lab File ID: EC070.D

% Moisture: 18 decanted: (Y/N) N Date Received: 10/08/04

Extraction: (SepF/Cont/Sonc) SONC Date Extracted: 10/13/04

Concentrated Extract Volume: 5000 (uL) Date Analyzed: 10/19/04

Injection Volume: 1.0 (uL) Dilution Factor: 1.0

GPC Cleanup: (Y/N) Y pH: 6.8 Sulfur Cleanup: (Y/N) Y

CONCENTRATION UNITS:

CAS NO. COMPOUND (ug/L or ug/Kg) UG/KG Q

319-84-6	alpha-BHC	2.0	U
58-89-9	gamma-BHC (Lindane)	2.0	U
76-44-8	Heptachlor	2.0	U
309-00-2	Aldrin	2.0	U
319-85-7	beta-BHC	2.0	U
319-86-8	delta-BHC	2.0	U
1024-57-3	Heptachlor Epoxide	2.0	U
959-98-8	Endosulfan I	2.0	U
5103-74-2	gamma-Chlordane	2.0	U
5103-71-9	alpha-Chlordane	2.0	U
72-55-9	4,4'-DDE	4.1	U
60-57-1	Dieldrin	4.1	U
72-20-8	Endrin	4.1	U
33213-65-9	Endosulfan II	4.1	U
72-54-8	4,4'-DDD	4.1	U
50-29-3	4,4'-DDT	5.2	U
7421-36-3	Endrin Aldehyde	4.1	U
1031-07-8	Endosulfan Sulfate	4.1	U
72-43-5	Mefthoxychlor	20	U
53494-70-5	Endrin Ketone	4.1	U
12674-11-2	Aroclor-1016	41	U
11104-28-2	Aroclor-1221	81	U
11141-16-5	Aroclor-1232	41	U
53469-21-9	Aroclor-1242	41	U
12672-29-6	Aroclor-1248	41	U
11097-69-1	Aroclor-1254	41	U
11096-82-5	Aroclor-1260	41	U
8001-35-2	Toxaphene	200	U

## METALS

-1-

## INORGANIC ANALYSIS DATA SHEET

SAMPLE NO.

TRENCH-1 (2.0')

Contract: R2423399

Lab Code:

Case No.:

SAS No.:

SDG NO.: TRENCH-1 (2-C)

Matrix (soil/water): SOIL/SEDIMENT

Lab Sample ID: 765137

Level (low/med): LOW

Date Received: 10/08/04

Solids: 82.0

Concentration Units (ug/L or mg/kg dry weight): MG/KG

CAS No.	Analyte	Concentration	C	Q	M
7429-90-5	Aluminum	11600			P
7440-36-0	Antimony	0.68	U	N	P
7440-38-2	Arsenic	11.3			P
7440-39-3	Barium	141			P
7440-41-7	Beryllium	0.25	B		P
7440-43-9	Cadmium	1.7			P
7440-70-2	Calcium	2820			P
7440-47-3	Chromium	32.6			P
7440-48-4	Cobalt	12.2			P
7440-50-8	Copper	86.6		N	P
7439-89-6	Iron	22300			P
7439-92-1	Lead	48.6			P
7439-95-4	Magnesium	3200			P
7439-96-5	Manganese	588			P
7439-97-6	Mercury	0.07	B		CV
7440-02-0	Nickel	29.6			P
7440-09-7	Potassium	879	B		P
7782-49-2	Selenium	1.0	U		P
7440-22-4	Silver	0.17	U		P
7440-23-5	Sodium	72.5	B		P
7440-28-0	Thallium	0.84	B	W	F
7440-62-2	Vanadium	21.4			P
7440-66-6	Zinc	243		N	P

Color Before: BROWN

Clarity Before:

Texture: MEDIUM

Color After: YELLOW

Clarity After: CLEAR

Artifacts:

Comments:

## METALS

-1-

## INORGANIC ANALYSIS DATA SHEET

SAMPLE NO.

RINSATE-1

Contract: R2423399

Lab Code:

Case No.:

SAS No.:

SDG NO.: TRENCH-1 (2-C)

Matrix (soil/water): WATER

Lab Sample ID: 765140

Level (low/med): LOW

Date Received: 10/08/04

Concentration Units (ug/L or mg/kg dry weight):  $\mu\text{G/L}$ 

CAS No.	Analyte	Concentration	C	Q	M
7429-90-5	Aluminum	50.9	U		P
7440-36-0	Antimony	2.9	U		P
7440-38-2	Arsenic	2.5	U		P
7440-39-3	Barium	5.6	U		P
7440-41-7	Beryllium	0.11	U		P
7440-43-9	Cadmium	0.70	U		P
7440-70-2	Calcium	37.6	U		P
7440-47-3	Chromium	0.55	U		P
7440-48-4	Cobalt	1.1	U		P
7440-50-8	Copper	1.9	U		P
7439-89-6	Iron	6.3	U		P
7439-92-1	Lead	1.6	U		P
7439-95-4	Magnesium	38.1	U		P
7439-96-5	Manganese	0.56	U		P
7439-97-6	Mercury	0.02	U		CV
7440-02-0	Nickel	1.9	U		P
7440-09-7	Potassium	75.2	U		P
7782-49-2	Selenium	4.3	U		P
7440-22-4	Silver	0.71	U		P
7440-23-5	Sodium	248	B		P
7440-28-0	Thallium	4.5	U		P
7440-62-2	Vanadium	1.5	U		P
7440-66-6	Zinc	1.5	B		P

Color Before: COLORLESS

Clarity Before: CLEAR

Texture:

Color After: COLORLESS

Clarity After: CLEAR

Artifacts:

Comments:

**COLUMBIA ANALYTICAL SERVICES**

Reported: 11/09/04

Day Environmental

Project Reference: ANDERSON CLEANERS WRIGHT 3292S-03

Client Sample ID : TRENCH-1 (2.0')

Date Sampled : 10/06/04

Order #: 765137

Sample Matrix: SOIL/SEDIMENT

Date Received: 10/08/04

Submission #: R2423399

ANALYTE	METHOD	PQL	RESULT	DRY WEIGHT UNITS	DATE ANALYZED	TIME ANALYZED	DILUTION
PERCENT SOLIDS	160.3M	1.0	82.0	%	10/13/04	13:20	1.0
PH	9040/9	1.00	6.79		10/08/04	17:40	1.0
TOTAL CYANIDE	9012.T	1.00	1.22 U	MG/KG	10/12/04	08:50	1.0

**COLUMBIA ANALYTICAL SERVICES**

Reported: 11/09/04

Day Environmental

Project Reference: ANDERSON CLEANERS WRIGHT 3292S-03

Client Sample ID : RINSATE-1

Date Sampled : 10/06/04

Order #: 765140

Sample Matrix: WATER

Date Received: 10/08/04

Submission #: R2423399

ANALYTE	METHOD	PQL	RESULT	UNITS	DATE ANALYZED	TIME ANALYZED	DILUTION
TOTAL CYANIDE	9012.T	0.0100	0.0100 U	MG/L	10/12/04	08:50	1.0



Employee - Owned Company  
www.caslab.com

# CHAIN OF CUSTODY/LABORATORY ANALYSIS REQUEST FORM

One Mustard St., Suite 250 • Rochester, NY 14609-0859 • (585) 288-5380 • 800-895-7222 x11 • FAX (585) 288-8475 PAGE 1 OF 1

SR #

CAS Contact

Project Name <b>Incholson Cleaners</b>		Project Number <b>Wright 32925-03</b>		ANALYSIS REQUESTED (Include Method Number and Container Preservative):															
Project Manager <b>Scott Fischer</b>		Report CC <b>Scott Fischer</b>		PRESERVATIVE															
Company/Address <b>DAY ENVIRONMENTAL, INC. 40 Commercial Street Rochester NY 14614</b>		FAX# <b>454-0825</b>		NUMBER OF CONTAINERS															
Client's Signature <b>Gregory B. Berman</b>		Client's Printed Name <b>Gregory B. Berman</b>		PRESERVATIVE KEY															
Client's Title <b>CAS</b>		Client's Phone <b>454-0825</b>		ALTERNATE DESCRIPTION															
FOR OFFICE USE ONLY		LAB ID		SAMPLING DATE		TIME		MATRIX											
CLIENT SAMPLE ID		Trench - 1 (2.0)		10/6/04		1410		Soil											
Trench - 2 (2.0)		10/6/04		1410		Soil													
Trench - 3 (2.5)		10/6/04		1130		Soil													
Rinsate - 1		10/6/04		1310		Water													
SPECIAL INSTRUCTIONS/COMMENTS																			
Please run MS/MSD on Trench - 1 sample																			
RESULTS IN ASP CATEGORY B DELIVERABLES																			
CAPP <input type="checkbox"/>																			
SAMPLE RECEIPT: CONDITION/COOLER TEMP:				CUSTODY SEALS: Y N				RELINQUISHED BY											
RELINQUISHED BY				RECEIVED BY				RELINQUISHED BY											
Signature <b>Gregory B. Berman</b>				Signature <b>Scott Fischer</b>				Signature											
Printed Name <b>Gregory B. Berman</b>				Printed Name <b>Scott Fischer</b>				Printed Name											
Firm <b>CAS</b>				Firm <b>CAS</b>				Firm											
Date/Time <b>10-8-04 10:34</b>				Date/Time <b>10-8-04 10:34</b>				Date/Time											
Builder: White - Relat				Builder: Yellow - Lab Copy; Pink - Retained by Client				Builder: Yellow - Lab Copy; Pink - Retained by Client											

**ANALYTICAL LABORATORY RESULTS**

**DATE SAMPLED: NOVEMBER 23, 2003**

**MW-4**

**MW-6**

**MW-7**

**MW-8**



**Volatile Analysis Report for Non-potable Water**

**Client:** Day Environmental

**Client Job Site:** Anderson Cleaners

**Lab Project Number:** 03-3204

**Client Job Number:** 3292S-03

**Lab Sample Number:** 10510

**Field Location:** MW-4

**Date Sampled:** 11/23/2003

**Field ID Number:** N/A

**Date Received:** 11/24/2003

**Sample Type:** Water

**Date Analyzed:** 12/02/2003

Halocarbons	Results in ug / L	Halocarbons	Results in ug / L
Bromodichloromethane	ND< 200	trans-1,2-Dichloroethene	ND< 200
Bromomethane	ND< 200	1,2-Dichloropropane	ND< 200
Bromoform	ND< 200	cis-1,3-Dichloropropene	ND< 200
Carbon Tetrachloride	ND< 200	trans-1,3-Dichloropropene	ND< 200
Chloroethane	ND< 200	Methylene chloride	ND< 500
Chloromethane	ND< 200	1,1,2,2-Tetrachloroethane	ND< 200
2-Chloroethyl vinyl Ether	ND< 200	Tetrachloroethene	17,600
Chloroform	ND< 200	1,1,1-Trichloroethane	ND< 200
Dibromochloromethane	ND< 200	1,1,2-Trichloroethane	ND< 200
1,1-Dichloroethane	ND< 200	Trichloroethene	ND< 200
1,2-Dichloroethane	ND< 200	Trichlorofluoromethane	ND< 200
1,1-Dichloroethene	ND< 200	Vinyl chloride	ND< 200
Chlorobenzene	ND< 200	1,3-Dichlorobenzene	ND< 200
1,2-Dichlorobenzene	ND< 200	1,4-Dichlorobenzene	ND< 200

ELAP Number 10958

Method: EPA 8021B (GC/MS)

Data File: 17954.D

**Comments:** ND denotes Non Detect  
ug / L = microgram per Liter

**Signature:**

  
Bruce Hoogesteger, Technical Director

**Volatile Analysis Report for Non-potable Water**

**Client:** Day Environmental

**Client Job Site:** Anderson Cleaners

**Lab Project Number:** 03-3204

**Client Job Number:** 3292S-03

**Lab Sample Number:** 10511

**Field Location:** MW-6

**Date Sampled:** 11/23/2003

**Field ID Number:** N/A

**Date Received:** 11/24/2003

**Sample Type:** Water

**Date Analyzed:** 12/02/2003

Halocarbons	Results in ug / L	Halocarbons	Results in ug / L
Bromodichloromethane	ND< 20.0	trans-1,2-Dichloroethene	ND< 20.0
Bromomethane	ND< 20.0	1,2-Dichloropropane	ND< 20.0
Bromoform	ND< 20.0	cis-1,3-Dichloropropene	ND< 20.0
Carbon Tetrachloride	ND< 20.0	trans-1,3-Dichloropropene	ND< 20.0
Chloroethane	ND< 20.0	Methylene chloride	ND< 50.0
Chloromethane	ND< 20.0	1,1,2,2-Tetrachloroethane	ND< 20.0
2-Chloroethyl vinyl Ether	ND< 20.0	Tetrachloroethene	1,790
Chloroform	ND< 20.0	1,1,1-Trichloroethane	ND< 20.0
Dibromochloromethane	ND< 20.0	1,1,2-Trichloroethane	ND< 20.0
1,1-Dichloroethane	ND< 20.0	Trichloroethene	49.4
1,2-Dichloroethane	ND< 20.0	Trichlorofluoromethane	ND< 20.0
1,1-Dichloroethene	ND< 20.0	Vinyl chloride	ND< 20.0
Chlorobenzene	ND< 20.0	1,3-Dichlorobenzene	ND< 20.0
1,2-Dichlorobenzene	ND< 20.0	1,4-Dichlorobenzene	ND< 20.0

ELAP Number 10958

Method: EPA 8021B (GC/MS)

Data File: 17955.D

**Comments:** ND denotes Non Detect  
ug / L = microgram per Liter

**Signature:**

  
Bruce Hoogesteger, Technical Director

### Volatile Analysis Report for Non-potable Water

 Client: Day Environmental

Client Job Site: Anderson Cleaners

Lab Project Number: 03-3204

Client Job Number: 3292S-03

Lab Sample Number: 10512

Field Location: MW-7

Date Sampled: 11/23/2003

Field ID Number: N/A

Date Received: 11/24/2003

Sample Type: Water

Date Analyzed: 12/03/2003

Halocarbons	Results in ug / L	Halocarbons	Results in ug / L
Bromodichloromethane	ND< 1,000	trans-1,2-Dichloroethene	ND< 1,000
Bromomethane	ND< 1,000	1,2-Dichloropropane	ND< 1,000
Bromoform	ND< 1,000	cis-1,3-Dichloropropene	ND< 1,000
Carbon Tetrachloride	ND< 1,000	trans-1,3-Dichloropropene	ND< 1,000
Chloroethane	ND< 1,000	Methylene chloride	ND< 2,500
Chloromethane	ND< 1,000	1,1,2,2-Tetrachloroethane	ND< 1,000
2-Chloroethyl vinyl Ether	ND< 1,000	Tetrachloroethene	53,300
Chloroform	ND< 1,000	1,1,1-Trichloroethane	ND< 1,000
Dibromochloromethane	ND< 1,000	1,1,2-Trichloroethane	ND< 1,000
1,1-Dichloroethane	ND< 1,000	Trichloroethene	ND< 1,000
1,2-Dichloroethane	ND< 1,000	Trichlorofluoromethane	ND< 1,000
1,1-Dichloroethene	ND< 1,000	Vinyl chloride	ND< 1,000
Chlorobenzene	ND< 1,000	1,3-Dichlorobenzene	ND< 1,000
1,2-Dichlorobenzene	ND< 1,000	1,4-Dichlorobenzene	ND< 1,000

ELAP Number 10958

Method: EPA 8021B (GC/MS)

Data File: 17984.D

 Comments: ND denotes Non Detect  
 ug / L = microgram per Liter

Signature:

  
 Bruce Hoogesteger, Technical Director

Chain of Custody provides additional sample information

**Volatile Analysis Report for Non-potable Water**

**Client:** Day Environmental

**Client Job Site:** Anderson Cleaners

**Lab Project Number:** 03-3204

**Client Job Number:** 3292S-03

**Lab Sample Number:** 10513

**Field Location:** MW-8

**Date Sampled:** 11/23/2003

**Field ID Number:** N/A

**Date Received:** 11/24/2003

**Sample Type:** Water

**Date Analyzed:** 12/02/2003

Halocarbons	Results in ug / L	Halocarbons	Results in ug / L
Bromodichloromethane	ND< 10.0	trans-1,2-Dichloroethene	ND< 10.0
Bromomethane	ND< 10.0	1,2-Dichloropropane	ND< 10.0
Bromoform	ND< 10.0	cis-1,3-Dichloropropene	ND< 10.0
Carbon Tetrachloride	ND< 10.0	trans-1,3-Dichloropropene	ND< 10.0
Chloroethane	ND< 10.0	Methylene chloride	ND< 25.0
Chloromethane	ND< 10.0	1,1,2,2-Tetrachloroethane	ND< 10.0
2-Chloroethyl vinyl Ether	ND< 10.0	Tetrachloroethene	437
Chloroform	ND< 10.0	1,1,1-Trichloroethane	12.0
Dibromochloromethane	ND< 10.0	1,1,2-Trichloroethane	ND< 10.0
1,1-Dichloroethane	ND< 10.0	Trichloroethene	103
1,2-Dichloroethane	ND< 10.0	Trichlorofluoromethane	ND< 10.0
1,1-Dichloroethene	ND< 10.0	Vinyl chloride	14.5
Chlorobenzene	ND< 10.0	1,3-Dichlorobenzene	ND< 10.0
1,2-Dichlorobenzene	ND< 10.0	1,4-Dichlorobenzene	ND< 10.0

ELAP Number 10958

Method: EPA 8021B (GC/MS)

Data File: 17957.D

**Comments:** ND denotes Non Detect  
ug / L = microgram per Liter

Signature:

  
Bruce Hoogesteger, Technical Director

# PARADIGM ENVIRONMENTAL SERVICES, INC.

179 Lake Avenue  
Rochester, NY 14608  
(585) 647-2530 • (800) 724-1997  
FAX: (585) 647-3311

## CHOICE OF CUSTODY

REPORT TO: INVOICE TO:

COMPANY: Day Environmental COMPANY PROJECT #: 03-3204 CLIENT PROJECT #: 32925-03

ADDRESS: 40 Commercial Street ADDRESS: STATE: NY STATE: NY TURNAROUND TIME: (WORKING DAYS)

CITY: Rochester CITY: 14614 CITY: 14614 ZIP: 14614 ZIP: 14614

PHONE: 454-0210 PHONE: 454-0825 PHONE: 454-0825 FAX: 454-0825 FAX: 454-0825

ATTN: Dan Nall ATTN: 1 ATTN: 2 ATTN: 3 ATTN: 5

COMMENTS: cleaner

DATE	TIME	COMPOSITE	GRA B	SAMPLE LOCATION/FIELD ID	MATRIX	CONTAMINANT	REMARKS	PARADIGM LAB SAMPLE NUMBER
11/23/03			X	MW-4	Liquid	8021B (Halogens)		10510
2				MW-6				10511
3				MW-7				10512
4				MW-8				10513
5								
6								
7								
8								
9								
10								

\*\*LAB USE ONLY\*\*

SAMPLE CONDITION: Check box  
If acceptable or note deviation:

CONTAINER TYPE: ☒

PRESERVATIONS: ☒

HOLDING TIME: ☒

TEMPERATURE: ☒ 10C

Sampled By:

Date/Time: 11/23/03

Relinquished By:

Date/Time: 11/23/03

Total Cost:

Relinquished By:

Date/Time: 11/23/03

Received By:

Date/Time: 11/24/03

Received By:

Date/Time: 11/24/03

Received @ Lab By:

Date/Time: 11/24/03

P.I.F.

# PARADIGM ENVIRONMENTAL SERVICES, INC.

179 Lake Avenue  
Rochester, NY 14608  
(585) 647-2530 • (800) 724-1997  
FAX: (585) 647-3311

## CHAIN OF CUSTODY

<b>REPORT TO:</b>		<b>INVOICE TO:</b>	
<b>COMPANY:</b>	<b>ADDRESS:</b>	<b>LAB PROJECT #:</b>	<b>CLIENT PROJECT #:</b>
<b>CITY:</b>	<b>STATE:</b>	<b>ZIP:</b>	<b>TURNAROUND TIME: (WORKING DAYS)</b>
<b>PHONE:</b>	<b>FAX:</b>	<b>ATTN:</b>	<b>STD</b>
<b>PROJECT NAME/SITE NAME:</b>	<b>COMMENTS:</b>	<b>1</b>	<b>2</b>
<b>3</b>	<b>4</b>	<b>5</b>	<b>OTHER</b>

REQUESTED ANALYSIS									
DATE	TIME	COMPOSITE	GRAB	SAMPLE LOCATION/FIELD ID	MATRIX	CONTAMINANTS	REMARKS	PARADIGM LAB SAMPLE NUMBER	
1									
2									
3									
4									
5									
6									
7									
8									
9									
10									

**\*LAB USE ONLY BELOW THIS LINE\***

Sample Condition: Per NELAC/ELAP 210/241/242/243/244

Receipt Parameter	NELAC Compliance
Container Type:	Y <input type="checkbox"/> N <input type="checkbox"/>
Preservation:	Y <input type="checkbox"/> N <input type="checkbox"/>
Holding Time:	Y <input type="checkbox"/> N <input type="checkbox"/>
Temperature:	Y <input type="checkbox"/> N <input type="checkbox"/>

Sampled By	Date/Time	Total Cost:
Relinquished By	Date/Time	
Received By	Date/Time	P.I.F.
Received @ Lab By	Date/Time	

**ANALYTICAL LABORATORY RESULTS**

**DATE SAMPLED: OCTOBER 21, 2004**

**PW-2**

**PW-3**

**MW-1**

**MW-7**



179 Lake Avenue Rochester, New York 585-647-2530 FAX 585-647-3311

## LABORATORY REPORT OF ANALYSIS

**Client:** Day Environmental, Inc.

**Lab Project No.:** 04-3126

**Client Job Site:** 5 Hunt Rd.  
Jamestown, NY

**Client Job No.:** 3292S-03

**Sample Type:** Water  
**Analytical Method:** SM 18 9215B  
**Date Sampled:** 10/21/2004  
**Date Received:** 10/21/2004  
**Date Analyzed:** 10/21/2004

Lab Sample ID.	Field Location/Sample ID	Heterotrophic Plate Count col/ml
10592	PW-2	89
10593	PW-3	94
10594	MW-7	4,000

ELAP ID No. 11770

**Comments:** ND denotes Non Detected.

**Approved By Technical Director:**

A handwritten signature in black ink, appearing to read "Bruce Hoogesteger", is written over a horizontal line.

Bruce Hoogesteger





179 Lake Avenue Rochester New York 14608 (716) 647-2530 FAX (716) 647-3311

### LABORATORY REPORT OF ANALYSIS

**Client:** Day Environmental, Inc.  
**Client Job Site:** 5 Hunt Rd., Jamestown, NY  
**Client Job No.:** 3292S-03  
**Field Location:** MW-1

**Lab Project No.:** 04-3126  
**Lab Sample No.:** 10591  
**Sample Type:** Water  
**Date Sampled:** 10/21/2004  
**Date Received:** 10/21/2004

Parameter	Date Analyzed	Analytical Method	Result (mg/l)
T. Phosphorus	10/26/2004	EPA 365.2	4.16
TKN-N	10/27/2004	EPA 351.3	34.0

ELAP ID.No.: 10709

**Comments:** ND denotes Non Detected.

**Approved By Technical Director:** \_\_\_\_\_

  
Bruce Hoogesteger



179 Lake Avenue Rochester New York 14608 (716) 647-2530 FAX (716) 647-3311

### LABORATORY REPORT OF ANALYSIS

Client: Day Environmental, Inc.

Lab Project No.: 04-3126

Client Job Site: 5 Hunt Rd., Jamestown, NY

Lab Sample No.: 10592

Client Job No.: 3292S-03

Sample Type: Water

Field Location: PW-2

Date Sampled: 10/21/2004

Date Received: 10/21/2004

Parameter	Date Analyzed	Analytical Method	Result (mg/l)
T. Phosphorus	10/26/2004	EPA 365.2	18.5
TKN-N	10/27/2004	EPA 351.3	28.0

ELAP ID.No.: 10709

Comments: ND denotes Non Detected.

Approved By Technical Director: \_\_\_\_\_

  
Bruce Hoogesteger



179 Lake Avenue Rochester New York 14608 (716) 647-2530 FAX (716) 647-3311

### LABORATORY REPORT OF ANALYSIS

**Client:** Day Environmental, Inc.

**Lab Project No.:** 04-3126

**Lab Sample No.:** 10593

**Client Job Site:** 5 Hunt Rd., Jamestown, NY

**Sample Type:** Water

**Client Job No.:** 3292S-03

**Date Sampled:** 10/21/2004

**Date Received:** 10/21/2004

**Field Location:** PW-3

Parameter	Date Analyzed	Analytical Method	Result (mg/l)
T. Phosphorus	10/26/2004	EPA 365.2	2.45
TKN-N	10/27/2004	EPA 351.3	39.0

ELAP ID.No.: 10709

**Comments:** ND denotes Non Detected.

**Approved By Technical Director:** \_\_\_\_\_

  
Bruce Hoogesteger

**PARADIGM**

ENVIRONMENTAL SERVICES, INC.

179 Lake Avenue Rochester New York 14608 (716) 647-2530 FAX (716) 647-3311

**LABORATORY REPORT OF ANALYSIS****Client:** Day Environmental, Inc.**Client Job Site:** 5 Hunt Rd., Jamestown, NY**Client Job No.:** 3292S-03**Field Location:** MW-7**Lab Project No.:** 04-3126**Lab Sample No.:** 10594**Sample Type:** Water**Date Sampled:** 10/21/2004**Date Received:** 10/21/2004

Parameter	Date Analyzed	Analytical Method	Result (mg/l)
T. Phosphorus	10/26/2004	EPA 365.2	2.25
TKN-N	10/27/2004	EPA 351.3	34.0

ELAP ID.No.: 10709

**Comments:** ND denotes Non Detected.**Approved By Technical Director:** \_\_\_\_\_

Bruce Hoogesteger

**PARADIGM**

ENVIRONMENTAL SERVICES, INC.

179 Lake Avenue Rochester, New York 14608 (585) 647 - 2530 FAX (585) 647 - 3311

**Volatile Analysis Report for Non-potable Water**Client: **Day Environmental, Inc.**

Client Job Site: 5 Hunt Rd.  
Jamestown, NY  
Client Job Number: 3292S-03  
Field Location: PW-2  
Field ID Number: N/A  
Sample Type: Water

Lab Project Number: 04-3126  
Lab Sample Number: 10592  
Date Sampled: 10/21/2004  
Date Received: 10/21/2004  
Date Analyzed: 10/26/2004

Halocarbons	Results in ug / L
Bromodichloromethane	ND< 2,000
Bromomethane	ND< 2,000
Bromoform	ND< 2,000
Carbon Tetrachloride	ND< 2,000
Chloroethane	ND< 2,000
Chloromethane	ND< 2,000
2-Chloroethyl vinyl Ether	ND< 2,000
Chloroform	ND< 2,000
Dibromochloromethane	ND< 2,000
1,1-Dichloroethane	ND< 2,000
1,2-Dichloroethane	ND< 2,000
1,1-Dichloroethene	ND< 2,000
cis-1,2-Dichloroethene	ND< 2,000
trans-1,2-Dichloroethene	ND< 2,000
1,2-Dichloropropane	ND< 2,000
cis-1,3-Dichloropropene	ND< 2,000
trans-1,3-Dichloropropene	ND< 2,000
Methylene chloride	ND< 5,000
1,1,2,2-Tetrachloroethane	ND< 2,000
Tetrachloroethene	91,400
1,1,1-Trichloroethane	ND< 2,000
1,1,2-Trichloroethane	ND< 2,000
Trichloroethene	ND< 2,000
Trichlorofluoromethane	ND< 2,000
Vinyl chloride	ND< 2,000

Aromatics	Results in ug / L
Benzene	ND< 700
Chlorobenzene	ND< 2,000
Ethylbenzene	ND< 2,000
Toluene	ND< 2,000
m,p-Xylene	ND< 2,000
o-Xylene	ND< 2,000
Styrene	ND< 2,000
1,2-Dichlorobenzene	ND< 2,000
1,3-Dichlorobenzene	ND< 2,000
1,4-Dichlorobenzene	ND< 2,000

Ketones	Results in ug / L
Acetone	ND< 10,000
2-Butanone	ND< 5,000
2-Hexanone	ND< 5,000
4-Methyl-2-pentanone	ND< 5,000

Miscellaneous	Results in ug / L
Carbon disulfide	ND< 5,000
Vinyl acetate	ND< 5,000

ELAP Number 10958

Method: EPA 8260B

Data File: 25450.D

Comments: ND denotes Non Detect  
ug / L = microgram per Liter

Signature: \_\_\_\_\_

Bruce Hoogesteger: Technical Director

**PARADIGM**

ENVIRONMENTAL SERVICES, INC.

179 Lake Avenue Rochester, New York 14608 (585) 647 - 2530 FAX (585) 647 - 3311

**Volatile Analysis Report for Non-potable Water**Client: Day Environmental, Inc.

Client Job Site: 5 Hunt Rd.  
Jamestown, NY  
Client Job Number: 3292S-03  
Field Location: PW-3  
Field ID Number: N/A  
Sample Type: Water

Lab Project Number: 04-3126  
Lab Sample Number: 10593

Date Sampled: 10/21/2004  
Date Received: 10/21/2004  
Date Analyzed: 10/26/2004

Halocarbons	Results in ug / L
Bromodichloromethane	ND< 2,000
Bromomethane	ND< 2,000
Bromoform	ND< 2,000
Carbon Tetrachloride	ND< 2,000
Chloroethane	ND< 2,000
Chloromethane	ND< 2,000
2-Chloroethyl vinyl Ether	ND< 2,000
Chloroform	ND< 2,000
Dibromochloromethane	ND< 2,000
1,1-Dichloroethane	ND< 2,000
1,2-Dichloroethane	ND< 2,000
1,1-Dichloroethene	ND< 2,000
cis-1,2-Dichloroethene	72,500
trans-1,2-Dichloroethene	ND< 2,000
1,2-Dichloropropane	ND< 2,000
cis-1,3-Dichloropropene	ND< 2,000
trans-1,3-Dichloropropene	ND< 2,000
Methylene chloride	ND< 5,000
1,1,2,2-Tetrachloroethane	ND< 2,000
Tetrachloroethene	108,000
1,1,1-Trichloroethane	ND< 2,000
1,1,2-Trichloroethane	ND< 2,000
Trichloroethene	9,070
Trichlorofluoromethane	ND< 2,000
Vinyl chloride	13,800

Aromatics	Results in ug / L
Benzene	ND< 700
Chlorobenzene	ND< 2,000
Ethylbenzene	ND< 2,000
Toluene	ND< 2,000
m,p-Xylene	ND< 2,000
o-Xylene	ND< 2,000
Styrene	ND< 2,000
1,2-Dichlorobenzene	ND< 2,000
1,3-Dichlorobenzene	ND< 2,000
1,4-Dichlorobenzene	ND< 2,000

Ketones	Results in ug / L
Acetone	ND< 10,000
2-Butanone	ND< 5,000
2-Hexanone	ND< 5,000
4-Methyl-2-pentanone	ND< 5,000

Miscellaneous	Results in ug / L
Carbon disulfide	ND< 5,000
Vinyl acetate	ND< 5,000

ELAP Number 10958

Method: EPA 8260B

Data File: 25451.D

Comments: ND denotes Non Detect  
ug / L = microgram per Liter

Signature: \_\_\_\_\_

Bruce Hoogesteger: Technical Director

### Volatile Analysis Report for Non-potable Water

**Client:** Day Environmental, Inc.

**Client Job Site:** 5 Hunt Rd.  
 Jamestown, NY  
**Client Job Number:** 3292S-03  
**Field Location:** MW-7  
**Field ID Number:** N/A  
**Sample Type:** Water

**Lab Project Number:** 04-3126  
**Lab Sample Number:** 10594  
**Date Sampled:** 10/21/2004  
**Date Received:** 10/21/2004  
**Date Analyzed:** 10/26/2004

Halocarbons	Results in ug / L
Bromodichloromethane	ND< 2,000
Bromomethane	ND< 2,000
Bromoform	ND< 2,000
Carbon Tetrachloride	ND< 2,000
Chloroethane	ND< 2,000
Chloromethane	ND< 2,000
2-Chloroethyl vinyl Ether	ND< 2,000
Chloroform	ND< 2,000
Dibromochloromethane	ND< 2,000
1,1-Dichloroethane	ND< 2,000
1,2-Dichloroethane	ND< 2,000
1,1-Dichloroethene	ND< 2,000
cis-1,2-Dichloroethene	ND< 2,000
trans-1,2-Dichloroethene	ND< 2,000
1,2-Dichloropropane	ND< 2,000
cis-1,3-Dichloropropene	ND< 2,000
trans-1,3-Dichloropropene	ND< 2,000
Methylene chloride	ND< 5,000
1,1,2,2-Tetrachloroethane	ND< 2,000
Tetrachloroethene	53,700
1,1,1-Trichloroethane	ND< 2,000
1,1,2-Trichloroethane	ND< 2.00
Trichloroethene	ND< 2,000
Trichlorofluoromethane	ND< 2,000
Vinyl chloride	ND< 2,000

Aromatics	Results in ug / L
Benzene	ND< 700
Chlorobenzene	ND< 2,000
Ethylbenzene	ND< 2,000
Toluene	ND< 2,000
m,p-Xylene	ND< 2,000
o-Xylene	ND< 2,000
Styrene	ND< 2,000
1,2-Dichlorobenzene	ND< 2,000
1,3-Dichlorobenzene	ND< 2,000
1,4-Dichlorobenzene	ND< 2,000

Ketones	Results in ug / L
Acetone	ND< 10,000
2-Butanone	ND< 5,000
2-Hexanone	ND< 5,000
4-Methyl-2-pentanone	ND< 5,000

Miscellaneous	Results in ug / L
Carbon disulfide	ND< 5,000
Vinyl acetate	ND< 5,000

ELAP Number 10958

Method: EPA 8260B

Data File: 25452.D

Comments: ND denotes Non Detect  
 ug / L = microgram per Liter

Signature: \_\_\_\_\_

Bruce Hoogesteger, Technical Director

**COURTYARD SOIL SAMPLES**

**SAMPLE DATE: FEBRUARY 7, 2005**

**COMPOSITE SAMPLES: TB-100 THROUGH TB-111**

**DISCRETE SAMPLES: TB-108 (4-6')**

**TB-112 (4-6')**

**TB-113 (6-8')**

**TB-114 (6-8')**



**Volatile Analysis Report for Soils/Solids/Sludges**

**Client:** Day Environmental Inc.

**Client Job Site:** 5 Hunt Road  
Jamestown, NY  
**Client Job Number:** 3563S-04  
**Field Location:** TB-100  
**Field ID Number:** N/A  
**Sample Type:** Soil

**Lab Project Number:** 05-0546  
**Lab Sample Number:** 2685  
**Date Sampled:** 02/07/2005  
**Date Received:** 02/09/2005  
**Date Analyzed:** 02/14/2005

Halocarbons	Results in ug / Kg	Halocarbons	Results in ug / Kg
Bromodichloromethane	ND< 2,460	trans-1,2-Dichloroethene	ND< 2,460
Bromomethane	ND< 2,460	1,2-Dichloropropane	ND< 2,460
Bromoform	ND< 2,460	cis-1,3-Dichloropropene	ND< 2,460
Carbon Tetrachloride	ND< 2,460	trans-1,3-Dichloropropene	ND< 2,460
Chloroethane	ND< 2,460	Methylene chloride	ND< 6,160
Chloromethane	ND< 2,460	1,1,2,2-Tetrachloroethane	ND< 2,460
2-Chloroethyl vinyl Ether	ND< 2,460	Tetrachloroethene	21,400
Chloroform	ND< 2,460	1,1,1-Trichloroethane	ND< 2,460
Dibromochloromethane	ND< 2,460	1,1,2-Trichloroethane	ND< 2,460
1,1-Dichloroethane	ND< 2,460	Trichloroethene	ND< 2,460
1,2-Dichloroethane	ND< 2,460	Trichlorofluoromethane	ND< 2,460
1,1-Dichloroethene	ND< 2,460	Vinyl chloride	ND< 2,460
Chlorobenzene	ND< 2,460	1,3-Dichlorobenzene	ND< 2,460
1,2-Dichlorobenzene	ND< 2,460	1,4-Dichlorobenzene	ND< 2,460

ELAP Number 10958

Method: EPA 8260B

Data File: 27445.D

Comments: ND denotes Non Detect  
ug / Kg = microgram per Kilogram

Signature:

  
Bruce Hoogesteger, Technical Director

**PARADIGM**

ENVIRONMENTAL SERVICES, INC.

179 Lake Avenue Rochester, New York 14608 (585) 647 - 2530 FAX (585) 647 - 3311

**Volatile Analysis Report for Soils/Solids/Sludges**Client: **Day Environmental Inc.**

Client Job Site: 5 Hunt Road  
Jamestown, NY  
Client Job Number: 3563S-04  
Field Location: TB-101  
Field ID Number: N/A  
Sample Type: Soil

Lab Project Number: 05-0546  
Lab Sample Number: 2686  
Date Sampled: 02/07/2005  
Date Received: 02/09/2005  
Date Analyzed: 02/14/2005

Halocarbons	Results in ug / Kg	Halocarbons	Results in ug / Kg
Bromodichloromethane	ND< 1,980	trans-1,2-Dichloroethene	ND< 1,980
Bromomethane	ND< 1,980	1,2-Dichloropropane	ND< 1,980
Bromoform	ND< 1,980	cis-1,3-Dichloropropene	ND< 1,980
Carbon Tetrachloride	ND< 1,980	trans-1,3-Dichloropropene	ND< 1,980
Chloroethane	ND< 1,980	Methylene chloride	ND< 4,960
Chloromethane	ND< 1,980	1,1,2,2-Tetrachloroethane	ND< 1,980
2-Chloroethyl vinyl Ether	ND< 1,980	Tetrachloroethene	6,550
Chloroform	ND< 1,980	1,1,1-Trichloroethane	ND< 1,980
Dibromochloromethane	ND< 1,980	1,1,2-Trichloroethane	ND< 1,980
1,1-Dichloroethane	ND< 1,980	Trichloroethene	ND< 1,980
1,2-Dichloroethane	ND< 1,980	Trichlorofluoromethane	ND< 1,980
1,1-Dichloroethene	ND< 1,980	Vinyl chloride	ND< 1,980
Chlorobenzene	ND< 1,980	1,3-Dichlorobenzene	ND< 1,980
1,2-Dichlorobenzene	ND< 1,980	1,4-Dichlorobenzene	ND< 1,980

ELAP Number 10958

Method: EPA 8260B

Data File: 27446.D

Comments: ND denotes Non Detect  
ug / Kg = microgram per Kilogram

Signature: \_\_\_\_\_

Bruce Hoogesteger Technical Director

### Volatile Analysis Report for Soils/Solids/Sludges

 Client: Day Environmental Inc.

Client Job Site: 5 Hunt Road  
 Jamestown, NY  
 Client Job Number: 3563S-04  
 Field Location: TB-102  
 Field ID Number: N/A  
 Sample Type: Soil

Lab Project Number: 05-0546  
 Lab Sample Number: 2687  
 Date Sampled: 02/07/2005  
 Date Received: 02/09/2005  
 Date Analyzed: 02/14/2005

Halocarbons	Results in ug / Kg	Halocarbons	Results in ug / Kg
Bromodichloromethane	ND< 21,500	trans-1,2-Dichloroethene	ND< 21,500
Bromomethane	ND< 21,500	1,2-Dichloropropane	ND< 21,500
Bromoform	ND< 21,500	cis-1,3-Dichloropropene	ND< 21,500
Carbon Tetrachloride	ND< 21,500	trans-1,3-Dichloropropene	ND< 21,500
Chloroethane	ND< 21,500	Methylene chloride	ND< 53,700
Chloromethane	ND< 21,500	1,1,2,2-Tetrachloroethane	ND< 21,500
2-Chloroethyl vinyl Ether	ND< 21,500	Tetrachloroethene	309,000
Chloroform	ND< 21,500	1,1,1-Trichloroethane	ND< 21,500
Dibromochloromethane	ND< 21,500	1,1,2-Trichloroethane	ND< 21,500
1,1-Dichloroethane	ND< 21,500	Trichloroethene	ND< 21,500
1,2-Dichloroethane	ND< 21,500	Trichlorofluoromethane	ND< 21,500
1,1-Dichloroethene	ND< 21,500	Vinyl chloride	ND< 21,500
Chlorobenzene	ND< 21,500	1,3-Dichlorobenzene	ND< 21,500
1,2-Dichlorobenzene	ND< 21,500	1,4-Dichlorobenzene	ND< 21,500

ELAP Number 10958

Method: EPA 8260B

Data File: 27447.D

Comments: ND denotes Non Detect  
 ug / Kg = microgram per Kilogram

Signature:

  
 Bruce Hoogesteger, Technical Director

### Volatile Analysis Report for Soils/Solids/Sludges

Client: Day Environmental Inc.

Client Job Site: 5 Hunt Road  
 Jamestown, NY  
 Client Job Number: 3563S-04  
 Field Location: TB-103  
 Field ID Number: N/A  
 Sample Type: Soil

Lab Project Number: 05-0546  
 Lab Sample Number: 2688  
 Date Sampled: 02/07/2005  
 Date Received: 02/09/2005  
 Date Analyzed: 02/14/2005

Halocarbons	Results in ug / Kg	Halocarbons	Results in ug / Kg
Bromodichloromethane	ND< 19,300	trans-1,2-Dichloroethene	ND< 19,300
Bromomethane	ND< 19,300	1,2-Dichloropropane	ND< 19,300
Bromoform	ND< 19,300	cis-1,3-Dichloropropene	ND< 19,300
Carbon Tetrachloride	ND< 19,300	trans-1,3-Dichloropropene	ND< 19,300
Chloroethane	ND< 19,300	Methylene chloride	ND< 48,200
Chloromethane	ND< 19,300	1,1,2,2-Tetrachloroethane	ND< 19,300
2-Chloroethyl vinyl Ether	ND< 19,300	Tetrachloroethene	143,000
Chloroform	ND< 19,300	1,1,1-Trichloroethane	ND< 19,300
Dibromochloromethane	ND< 19,300	1,1,2-Trichloroethane	ND< 19,300
1,1-Dichloroethane	ND< 19,300	Trichloroethene	ND< 19,300
1,2-Dichloroethane	ND< 19,300	Trichlorofluoromethane	ND< 19,300
1,1-Dichloroethene	ND< 19,300	Vinyl chloride	ND< 19,300
Chlorobenzene	ND< 19,300	1,3-Dichlorobenzene	ND< 19,300
1,2-Dichlorobenzene	ND< 19,300	1,4-Dichlorobenzene	ND< 19,300

ELAP Number 10958

Method: EPA 8260B

Data File: 27448.D

Comments: ND denotes Non Detect  
 ug / Kg = microgram per Kilogram

Signature:

  
 Bruce Hoogesteger: Technical Director

**PARADIGM**

ENVIRONMENTAL SERVICES, INC.

179 Lake Avenue Rochester, New York 14608 (585) 647 - 2530 FAX (585) 647 - 3311

**Volatile Analysis Report for Soils/Solids/Sludges**Client: **Day Environmental Inc.**Client Job Site: 5 Hunt Road  
Jamestown, NY

Client Job Number: 3563S-04

Field Location: TB-105

Field ID Number: N/A

Sample Type: Soil

Lab Project Number: 05-0546

Lab Sample Number: 2689

Date Sampled: 02/07/2005

Date Received: 02/09/2005

Date Analyzed: 02/14/2005

Halocarbons	Results in ug / Kg	Halocarbons	Results in ug / Kg
Bromodichloromethane	ND< 1,310	trans-1,2-Dichloroethene	ND< 1,310
Bromomethane	ND< 1,310	1,2-Dichloropropane	ND< 1,310
Bromoform	ND< 1,310	cis-1,3-Dichloropropene	ND< 1,310
Carbon Tetrachloride	ND< 1,310	trans-1,3-Dichloropropene	ND< 1,310
Chloroethane	ND< 1,310	Methylene chloride	ND< 3,270
Chloromethane	ND< 1,310	1,1,2,2-Tetrachloroethane	ND< 1,310
2-Chloroethyl vinyl Ether	ND< 1,310	Tetrachloroethene	5,900
Chloroform	ND< 1,310	1,1,1-Trichloroethane	ND< 1,310
Dibromochloromethane	ND< 1,310	1,1,2-Trichloroethane	ND< 1,310
1,1-Dichloroethane	ND< 1,310	Trichloroethene	ND< 1,310
1,2-Dichloroethane	ND< 1,310	Trichlorofluoromethane	ND< 1,310
1,1-Dichloroethene	ND< 1,310	Vinyl chloride	ND< 1,310
Chlorobenzene	ND< 1,310	1,3-Dichlorobenzene	ND< 1,310
1,2-Dichlorobenzene	ND< 1,310	1,4-Dichlorobenzene	ND< 1,310

ELAP Number 10958

Method: EPA 8260B

Data File: 27449.D

Comments: ND denotes Non Detect

ug / Kg = microgram per Kilogram

Signature: \_\_\_\_\_

Bruce Hoogesteger: Technical Director

**PARADIGM**

ENVIRONMENTAL SERVICES, INC.

179 Lake Avenue Rochester, New York 14608 (585) 647 - 2530 FAX (585) 647 - 3311

**Volatile Analysis Report for Soils/Solids/Sludges**Client: **Day Environmental Inc.**

Client Job Site: 5 Hunt Road  
Jamestown, NY  
Client Job Number: 3563S-04  
Field Location: TB-106  
Field ID Number: N/A  
Sample Type: Soil

Lab Project Number: 05-0546  
Lab Sample Number: 2690  
Date Sampled: 02/07/2005  
Date Received: 02/09/2005  
Date Analyzed: 02/14/2005

Halocarbons	Results in ug / Kg	Halocarbons	Results in ug / Kg
Bromodichloromethane	ND< 84,600	trans-1,2-Dichloroethene	ND< 84,600
Bromomethane	ND< 84,600	1,2-Dichloropropane	ND< 84,600
Bromoform	ND< 84,600	cis-1,3-Dichloropropene	ND< 84,600
Carbon Tetrachloride	ND< 84,600	trans-1,3-Dichloropropene	ND< 84,600
Chloroethane	ND< 84,600	Methylene chloride	ND< 212,000
Chloromethane	ND< 84,600	1,1,2,2-Tetrachloroethane	ND< 84,600
2-Chloroethyl vinyl Ether	ND< 84,600	Tetrachloroethane	2,610,000
Chloroform	ND< 84,600	1,1,1-Trichloroethane	ND< 84,600
Dibromochloromethane	ND< 84,600	1,1,2-Trichloroethane	ND< 84,600
1,1-Dichloroethane	ND< 84,600	Trichloroethene	ND< 84,600
1,2-Dichloroethane	ND< 84,600	Trichlorofluoromethane	ND< 84,600
1,1-Dichloroethene	ND< 84,600	Vinyl chloride	ND< 84,600
Chlorobenzene	ND< 84,600	1,3-Dichlorobenzene	ND< 84,600
1,2-Dichlorobenzene	ND< 84,600	1,4-Dichlorobenzene	ND< 84,600

ELAP Number 10958

Method: EPA 8260B

Data File: 27450.D

Comments: ND denotes Non Detect

ug / Kg = microgram per Kilogram

Signature: \_\_\_\_\_

Bruce Hoogesteger: Technical Director

### Volatile Analysis Report for Soils/Solids/Sludges

**Client:** Day Environmental Inc.

**Client Job Site:** 5 Hunt Road  
 Jamestown, NY  
**Client Job Number:** 3563S-04  
**Field Location:** TB-110  
**Field ID Number:** N/A  
**Sample Type:** Soil

**Lab Project Number:** 05-0546  
**Lab Sample Number:** 2691

**Date Sampled:** 02/07/2005  
**Date Received:** 02/09/2005  
**Date Analyzed:** 02/14/2005

Halocarbons	Results in ug / Kg	Halocarbons	Results in ug / Kg
Bromodichloromethane	ND< 1,940	trans-1,2-Dichloroethene	ND< 1,940
Bromomethane	ND< 1,940	1,2-Dichloropropane	ND< 1,940
Bromoform	ND< 1,940	cis-1,3-Dichloropropene	ND< 1,940
Carbon Tetrachloride	ND< 1,940	trans-1,3-Dichloropropene	ND< 1,940
Chloroethane	ND< 1,940	Methylene chloride	ND< 4,850
Chloromethane	ND< 1,940	1,1,2,2-Tetrachloroethane	ND< 1,940
2-Chloroethyl vinyl Ether	ND< 1,940	Tetrachloroethene	14,500
Chloroform	ND< 1,940	1,1,1-Trichloroethane	ND< 1,940
Dibromochloromethane	ND< 1,940	1,1,2-Trichloroethane	ND< 1,940
1,1-Dichloroethane	ND< 1,940	Trichloroethene	ND< 1,940
1,2-Dichloroethane	ND< 1,940	Trichlorofluoromethane	ND< 1,940
1,1-Dichloroethene	ND< 1,940	Vinyl chloride	ND< 1,940
Chlorobenzene	ND< 1,940	1,3-Dichlorobenzene	ND< 1,940
1,2-Dichlorobenzene	ND< 1,940	1,4-Dichlorobenzene	ND< 1,940

ELAP Number 10958

Method: EPA 8260B

Data File: 27451.D

Comments: ND denotes Non Detect  
 ug / Kg = microgram per Kilogram

Signature: \_\_\_\_\_

Bruce Hoogesteger: Technical Director



ENVIRONMENTAL SERVICES, INC.

179 Lake Avenue Rochester, New York 14608 (585) 647 - 2530 FAX (585) 647 - 3311

**Volatile Analysis Report for Soils/Solids/Sludges**Client: **Day Environmental Inc.**

Client Job Site: 5 Hunt Road  
Jamestown, NY  
Client Job Number: 3563S-04  
Field Location: TB-111  
Field ID Number: N/A  
Sample Type: Soil

Lab Project Number: 05-0546  
Lab Sample Number: 2692  
Date Sampled: 02/07/2005  
Date Received: 02/09/2005  
Date Analyzed: 02/14/2005

Halocarbons	Results in ug / Kg	Halocarbons	Results in ug / Kg
Bromodichloromethane	ND< 112,000	trans-1,2-Dichloroethene	ND< 112,000
Bromomethane	ND< 112,000	1,2-Dichloropropane	ND< 112,000
Bromoform	ND< 112,000	cis-1,3-Dichloropropene	ND< 112,000
Carbon Tetrachloride	ND< 112,000	trans-1,3-Dichloropropene	ND< 112,000
Chloroethane	ND< 112,000	Methylene chloride	ND< 281,000
Chloromethane	ND< 112,000	1,1,2,2-Tetrachloroethane	ND< 112,000
2-Chloroethyl vinyl Ether	ND< 112,000	Tetrachloroethene	3,510,000
Chloroform	ND< 112,000	1,1,1-Trichloroethane	ND< 112,000
Dibromochloromethane	ND< 112,000	1,1,2-Trichloroethane	ND< 112,000
1,1-Dichloroethane	ND< 112,000	Trichloroethene	ND< 112,000
1,2-Dichloroethane	ND< 112,000	Trichlorofluoromethane	ND< 112,000
1,1-Dichloroethene	ND< 112,000	Vinyl chloride	ND< 112,000
Chlorobenzene	ND< 112,000	1,3-Dichlorobenzene	ND< 112,000
1,2-Dichlorobenzene	ND< 112,000	1,4-Dichlorobenzene	ND< 112,000

ELAP Number 10958

Method: EPA 8260B

Data File: 27452.D

Comments: ND denotes Non Detect  
ug / Kg = microgram per Kilogram

Signature: \_\_\_\_\_

Bruce Hoogesteger: Technical Director

This report is part of a multipage document and should only be evaluated in its entirety. Chain of Custody provides additional information, including compliance with sample condition requirements upon receipt.

05054618 V1 S



**Volatile Analysis Report for Soils/Solids/Sludges**

**Client:** Day Environmental Inc.

**Client Job Site:** 5 Hunt Road  
Jamestown, NY  
**Client Job Number:** 3563S-04  
**Field Location:** TB-108 (4'-6')  
**Field ID Number:** N/A  
**Sample Type:** Soil

**Lab Project Number:** 05-0548  
**Lab Sample Number:** 2693

**Date Sampled:** 02/07/2005  
**Date Received:** 02/09/2005  
**Date Analyzed:** 02/14/2005

**RECEIVED**  
**MAR 03 2005**

Halocarbons	Results in ug / Kg	Halocarbons	Results in ug / Kg
Bromodichloromethane	ND< 2,510	trans-1,2-Dichloroethene	ND< 2,510
Bromomethane	ND< 2,510	1,2-Dichloropropane	ND< 2,510
Bromoform	ND< 2,510	cis-1,3-Dichloropropene	ND< 2,510
Carbon Tetrachloride	ND< 2,510	trans-1,3-Dichloropropene	ND< 2,510
Chloroethane	ND< 2,510	Methylene chloride	ND< 6,270
Chloromethane	ND< 2,510	1,1,2,2-Tetrachloroethane	ND< 2,510
2-Chloroethyl vinyl Ether	ND< 2,510	Tetrachloroethene	20,800
Chloroform	ND< 2,510	1,1,1-Trichloroethane	ND< 2,510
Dibromochloromethane	ND< 2,510	1,1,2-Trichloroethane	ND< 2,510
1,1-Dichloroethane	ND< 2,510	Trichloroethene	ND< 2,510
1,2-Dichloroethane	ND< 2,510	Trichlorofluoromethane	ND< 2,510
1,1-Dichloroethene	ND< 2,510	Vinyl chloride	ND< 2,510
Chlorobenzene	ND< 2,510	1,3-Dichlorobenzene	ND< 2,510
1,2-Dichlorobenzene	ND< 2,510	1,4-Dichlorobenzene	ND< 2,510

ELAP Number 10958

Method: EPA 8260B

Data File: 27453.D

Comments: ND denotes Non Detect  
ug / Kg = microgram per Kilogram

Signature: \_\_\_\_\_

Bruce Hoogesteger: Technical Director

### Volatile Analysis Report for Soils/Solids/Sludges

**Client:** Day Environmental Inc.

**Client Job Site:** 5 Hunt Road  
 Jamestown, NY  
**Client Job Number:** 3563S-04  
**Field Location:** TB-112 (4'-6")  
**Field ID Number:** N/A  
**Sample Type:** Soil

**Lab Project Number:** 05-0546  
**Lab Sample Number:** 2694  
**Date Sampled:** 02/07/2005  
**Date Received:** 02/09/2005  
**Date Analyzed:** 02/15/2005

Halocarbons	Results in ug / Kg	Halocarbons	Results in ug / Kg
Bromodichloromethane	ND< 95.7	trans-1,2-Dichloroethene	ND< 95.7
Bromomethane	ND< 95.7	1,2-Dichloropropane	ND< 95.7
Bromoform	ND< 95.7	cis-1,3-Dichloropropene	ND< 95.7
Carbon Tetrachloride	ND< 95.7	trans-1,3-Dichloropropene	ND< 95.7
Chloroethane	ND< 95.7	Methylene chloride	ND< 239
Chloromethane	ND< 95.7	1,1,2,2-Tetrachloroethane	ND< 95.7
2-Chloroethyl vinyl Ether	ND< 95.7	Tetrachloroethene	1,020
Chloroform	ND< 95.7	1,1,1-Trichloroethane	ND< 95.7
Dibromochloromethane	ND< 95.7	1,1,2-Trichloroethane	ND< 95.7
1,1-Dichloroethane	ND< 95.7	Trichloroethene	ND< 95.7
1,2-Dichloroethane	ND< 95.7	Trichlorofluoromethane	ND< 95.7
1,1-Dichloroethene	ND< 95.7	Vinyl chloride	2,470
Chlorobenzene	ND< 95.7	1,3-Dichlorobenzene	ND< 95.7
1,2-Dichlorobenzene	ND< 95.7	1,4-Dichlorobenzene	ND< 95.7

ELAP Number 10958

Method: EPA 8260B

Data File: 27471.D

Comments: ND denotes Non Detect  
 ug / Kg = microgram per Kilogram

Signature: \_\_\_\_\_

Bruce Hoogesteger, Technical Director

**Volatile Analysis Report for Soils/Solids/Sludges**

**Client:** Day Environmental Inc.

**Client Job Site:** 5 Hunt Road  
Jamestown, NY  
**Client Job Number:** 3563S-04  
**Field Location:** TB-113 (6'-8")  
**Field ID Number:** N/A  
**Sample Type:** Soil

**Lab Project Number:** 05-0546  
**Lab Sample Number:** 2695  
**Date Sampled:** 02/07/2005  
**Date Received:** 02/09/2005  
**Date Analyzed:** 02/14/2005

Halocarbons	Results in ug / Kg	Halocarbons	Results in ug / Kg
Bromodichloromethane	ND< 2,200	trans-1,2-Dichloroethene	ND< 2,200
Bromomethane	ND< 2,200	1,2-Dichloropropane	ND< 2,200
Bromoform	ND< 2,200	cis-1,3-Dichloropropene	ND< 2,200
Carbon Tetrachloride	ND< 2,200	trans-1,3-Dichloropropene	ND< 2,200
Chloroethane	ND< 2,200	Methylene chloride	ND< 5,500
Chloromethane	ND< 2,200	1,1,2,2-Tetrachloroethane	ND< 2,200
2-Chloroethyl vinyl Ether	ND< 2,200	Tetrachloroethene	40,400
Chloroform	ND< 2,200	1,1,1-Trichloroethane	ND< 2,200
Dibromochloromethane	ND< 2,200	1,1,2-Trichloroethane	ND< 2,200
1,1-Dichloroethane	ND< 2,200	Trichloroethene	4,600
1,2-Dichloroethane	ND< 2,200	Trichlorofluoromethane	ND< 2,200
1,1-Dichloroethene	ND< 2,200	Vinyl chloride	ND< 2,200
Chlorobenzene	ND< 2,200	1,3-Dichlorobenzene	ND< 2,200
1,2-Dichlorobenzene	ND< 2,200	1,4-Dichlorobenzene	ND< 2,200

ELAP Number 10958

Method: EPA 8260B

Data File: 27454.D

Comments: ND denotes Non Detect  
ug / Kg = microgram per Kilogram

Signature: \_\_\_\_\_

Bruce Hoogesteger: Technical Director



ENVIRONMENTAL SERVICES, INC.

179 Lake Avenue Rochester, New York 14608 (585) 647 - 2530 FAX (585) 647 - 3311

**Volatile Analysis Report for Soils/Solids/Sludges**Client: **Day Environmental Inc.**

Client Job Site: 5 Hunt Road  
Jamestown, NY  
Client Job Number: 3563S-04  
Field Location: TB-114 (6'-8")  
Field ID Number: N/A  
Sample Type: Soil

Lab Project Number: 05-0546  
Lab Sample Number: 2696  
Date Sampled: 02/07/2005  
Date Received: 02/09/2005  
Date Analyzed: 02/14/2005

Halocarbons	Results in ug / Kg	Halocarbons	Results in ug / Kg
Bromodichloromethane	ND< 1,860	trans-1,2-Dichloroethene	ND< 1,860
Bromomethane	ND< 1,860	1,2-Dichloropropane	ND< 1,860
Bromoform	ND< 1,860	cis-1,3-Dichloropropene	ND< 1,860
Carbon Tetrachloride	ND< 1,860	trans-1,3-Dichloropropene	ND< 1,860
Chloroethane	ND< 1,860	Methylene chloride	ND< 4,660
Chloromethane	ND< 1,860	1,1,2,2-Tetrachloroethane	ND< 1,860
2-Chloroethyl vinyl Ether	ND< 1,860	Tetrachloroethene	5,870
Chloroform	ND< 1,860	1,1,1-Trichloroethane	ND< 1,860
Dibromochloromethane	ND< 1,860	1,1,2-Trichloroethane	ND< 1,860
1,1-Dichloroethane	ND< 1,860	Trichloroethene	ND< 1,860
1,2-Dichloroethane	ND< 1,860	Trichlorofluoromethane	ND< 1,860
1,1-Dichloroethene	ND< 1,860	Vinyl chloride	ND< 1,860
Chlorobenzene	ND< 1,860	1,3-Dichlorobenzene	ND< 1,860
1,2-Dichlorobenzene	ND< 1,860	1,4-Dichlorobenzene	ND< 1,860

ELAP Number 10958

Method: EPA 8260B

Data File: 27455.D

Comments: ND denotes Non Detect  
ug / Kg = microgram per Kilogram

Signature: \_\_\_\_\_

Bruce Hoogesteger: Technical Director



# PARADIGM ENVIRONMENTAL SERVICES, INC.

179 Lake Avenue  
Rochester, NY 14608  
(585) 647-2530 • (800) 724-1997  
FAX: (585) 647-3311

## CHAIN OF CUSTODY

REPORT TO:		INVOICE TO:	
COMPANY:	179 Lake Avenue	COMPANY:	179 Lake Avenue
ADDRESS:	179 Lake Avenue	ADDRESS:	179 Lake Avenue
CITY:	Rochester	CITY:	Rochester
STATE:	NY	STATE:	NY
ZIP:	14608	ZIP:	14608
PHONE:	(585) 647-2530	PHONE:	(585) 647-2530
FAX:	(585) 647-3311	FAX:	(585) 647-3311
ATTN:	John M. ...	ATTN:	John M. ...
PROJECT NAME/SITE NAME:	179 Lake Avenue	LAB PROJECT #:	05-0546
CLIENT PROJECT #:	3543	TURNAROUND TIME (WORKING DAYS):	5
OTHER:		STANDARD:	1 2 3 4 5

DATE	TIME	COMPOSITE	GRA B	SAMPLE LOCATION/FIELD ID	MATRIX	CONTAINERS	REMARKS	PARADIGM LAB SAMPLE NUMBER
2/2/05	13:00	X	TS 113 (6.5)	Soil	1	X	*	2695
2/2/05	13:14	X	TS 114 (6.5)	Soil	1	X	*	2696
2/2/05		X	TS 115 (6.5)	Soil	4		Phase 115	
2/2/05		X	TS 116 (6.5)	Soil	4		Phase 116	
2/2/05		X	TS 117 (6.5)	Soil	3		Phase 117	
2/2/05		X	TS 118 (6.5)	Soil	4		Phase 118	
2/2/05		X	TS 119 (6.5)	Soil	3		Phase 119	
2/2/05		X	TS 120 (6.5)	Soil	3		Phase 120	
2/2/05		X	TS 121 (6.5)	Soil	3		Phase 121	
2/2/05		X	TS 122 (6.5)	Soil	3		Phase 122	

LAB USE ONLY - BELOW THIS LINE

Sample Condition: Per NELAP/LAP 210/241/242/243/244

Receipt Parameter	NELAP Compliance
Container Type:	Y <input checked="" type="checkbox"/> N <input type="checkbox"/>
Preservation:	Y <input checked="" type="checkbox"/> N <input type="checkbox"/>
Holding Time:	Y <input checked="" type="checkbox"/> N <input type="checkbox"/>
Temperature:	Y <input checked="" type="checkbox"/> N <input type="checkbox"/>

Sampled By: GCD Date/Time: 2/2/05 17:00

Relinquished By: Sample Date/Time: 2/2/05 10:00

Received By: Kelly Randall Date/Time: 2/9/05 15:18

Received @ Lab: Date/Time: 2/9/05 15:18

Total Cost:

P.I.F.

# PARADIGM ENVIRONMENTAL SERVICES, INC.

179 Lake Avenue  
Rochester, NY 14608  
(585) 647-2530 • (800) 724-1997  
FAX: (585) 647-3311

## CHL OF CUSTODY

REPORT TO:		INVOICE TO:	
COMPANY:	LAB PROJECT #:	CLIENT PROJECT #:	
ADDRESS:	05-0546	3565-04	
CITY:	STATE:	ZIP:	
PHONE:	FAX:	TURNAROUND TIME (WORKING DAYS):	
ATTN:	1	2	3
COMMENTS:	4	5	OTHER

### REQUESTED ANALYSIS

DATE	TIME	COMPOSITE	G R A B	SAMPLE LOCATION/FIELD ID	M A T R I X	C O N T A M I N E N T S	REMARKS	PARADIGM LAB SAMPLE NUMBER
12/1/05			X	TB-116 (40/55) (600) (14)	5	4		
2/2/06			X	TB-117 (25) (6.5)	1	2		
3								
4								
5								
6								
7								
8								
9								
10								

LAB USE ONLY BELOW THIS LINE

Sample Condition: Per NELAP/ELAP 210/241/242/243/244

Receipt Parameter	NELAP Compliance
Container Type:	Y <input checked="" type="checkbox"/> N <input type="checkbox"/>
Preservation:	Y <input checked="" type="checkbox"/> N <input type="checkbox"/>
Holding Time:	Y <input checked="" type="checkbox"/> N <input type="checkbox"/>
Temperature:	Y <input checked="" type="checkbox"/> N <input type="checkbox"/>

Sampled By:	Date/Time
Relinquished By:	Date/Time
Received By:	Date/Time
Received @ Lab By:	Date/Time

Total Cost:

P.I.F.

# PARADIGM ENVIRONMENTAL SERVICES, INC.

179 Lake Avenue  
Rochester, NY 14608  
(585) 647-2530 • (800) 724-1997  
FAX: (585) 647-3311

## CHAIN OF CUSTODY

1 of 3

PROJECT NAME/DATE NAME: 5 HUNT ROAD, JANESBORO, N.Y.		COMPANY: PAY ENVIRONMENTAL INC.		LAB PROJECT #: 05-05410		CLIENT PROJECT #: 35635-04	
ADDRESS: 40 Commercial Street		ADDRESS: SAME		CITY: Rochester		CITY: Rochester	
STATE: N.Y.		STATE: N.Y.		STATE: N.Y.		STATE: N.Y.	
ZIP: 14614		ZIP: 14614		ZIP: 14614		ZIP: 14614	
PHONE: 454 0210		PHONE: 454 0825		PHONE: 454 0825		PHONE: 454 0825	
FAX: 454 0825		FAX: 454 0825		FAX: 454 0825		FAX: 454 0825	
ATTN: DAN NOLL		ATTN: DAN NOLL		ATTN: DAN NOLL		ATTN: DAN NOLL	
TURNAROUND TIME: (WORKING DAYS)		TURNAROUND TIME: (WORKING DAYS)		TURNAROUND TIME: (WORKING DAYS)		TURNAROUND TIME: (WORKING DAYS)	
STD		STD		STD		STD	
OTHER		OTHER		OTHER		OTHER	

COMMENTS: \* Please save sample for Potential Discrete or Composite analysis in future, as requested by DAN NOLL.

DATE	TIME	COMPOSITE	GRA B	SAMPLE LOCATION/FIELD ID	MATRIX	CONTAINER	REMARKS	PARADIGM LAB SAMPLE NUMBER
1 2/7/05	0432	X	X	7B-100 (0-2'); (0-2'); (0-2'); (0-2')	Soil	5	Composite the 5 jars to make one 0-2' sample	2685
2 2/7/05	0947	X	X	7B-101 (0-2'); (0-2'); (0-2')	Soil	4	Composite 4 jars to make one 0-2' sample	2686
3 2/7/05	1002	X	X	7B-102 (0-2'); (0-2'); (0-2')	Soil	4	Composite 4 jars to make one 0-2' sample	2687
4 2/7/05	1019	X	X	7B-103 (0-2'); (0-2'); (0-2')	Soil	4	Composite 4 jars to make one 0-2' sample	2688
5 2/7/05	1046	X	X	7B-105 (0-4'); (0-4'); (0-4')	Soil	3	Composite 3 jars to make one 0-2' sample	2689
6 2/7/05	1100	X	X	7B-106 (0-4'); (0-4'); (0-4')	Soil	3	Composite 3 jars to make one 0-2' sample	2690
7 2/7/05	1148	X	X	7B-110 (0-2'); (0-2'); (0-2')	Soil	4	Composite 4 jars to make one 0-2' sample	2691
8 2/7/05	1202	X	X	7B-111 (0-2'); (0-2'); (0-2')	Soil	4	Composite 4 jars to make one 0-2' sample	2692
9 2/7/05	1124	X	X	7B-108 (4-6')	Soil	1	Please save remaining sample	2693
10 2/7/05	1249	X	X	7B-112 (4-6')	Soil	1	Please save remaining sample	2694

Sample Condition: Per NELAP/ELAP 210/241/242/243/244

Receipt Parameter		NELAP Compliance	
Container Type:	<input checked="" type="checkbox"/> Y <input type="checkbox"/> N	Container Type:	<input checked="" type="checkbox"/> Y <input type="checkbox"/> N
Preservation:	<input checked="" type="checkbox"/> Y <input type="checkbox"/> N	Preservation:	<input checked="" type="checkbox"/> Y <input type="checkbox"/> N
Holding Time:	<input checked="" type="checkbox"/> Y <input type="checkbox"/> N	Holding Time:	<input checked="" type="checkbox"/> Y <input type="checkbox"/> N
Temperature:	<input checked="" type="checkbox"/> Y <input type="checkbox"/> N	Temperature:	<input checked="" type="checkbox"/> Y <input type="checkbox"/> N

Sampled By	2/18/05	17:00
Relinquished By	2/19/05	10:00
Received By	2/19/05	10:00
Received @	2/19/05	1518

Total Cost:

P.F.F.



# PARADIGM ENVIRONMENTAL SERVICES, INC.

179 Lake Avenue  
Rochester, NY 14608  
(585) 647-2530 • (800) 724-1987  
FAX: (585) 647-9311

## CHL OF CUSTODY

2 of 3

COMPANY: DAY ENVIRONMENTAL, INC.		ADDRESS: 40 Commercial St		CITY: Rochester		STATE: NY		ZIP: 14614		PHONE: 454 0210		FAX: 454 0825		ATTN: DAN MULL		COMMENTS: * Please save sample for potential composite analysis in future, as requested by DAY ENV.	
LAB PROJECT #		05-0546		TURNAROUND TIME (WORKING DAYS)		1		2		3		4		5		OTHER	
CLIENT PROJECT #		35635-04		STATE		ZIP		PHONE		FAX		ATTN		COMMENTS		PARADIGM LAB SAMPLE NUMBER	

DATE	TIME	COMPOSITE	GRA B	SAMPLE LOCATION/FIELD ID	MATRIX	CONTAINERS	REMARKS	PARADIGM LAB SAMPLE NUMBER
12/7/05	1305	X	TB-113 (6-8')	Soil	1	X	*	2695
22/7/05	1314	X	TB-114 (6-8')	Soil	1	X	*	2696
32/7/05		X	TB-104 (0-2') (2-4') (4-6') (6-8')	Soil	4		Please Hold	
42/7/05		X	TB-107 (0-2') (2-4') (4-6') (6-8')	Soil	4		Please Hold	
52/7/05		X	TB-108 (0-2') (2-4') (4-6') (6-8')	Soil	3		Please Hold	
62/7/05		X	TB-109 (0-2') (2-4') (4-6') (6-8')	Soil	4		Please Hold	
72/7/05		X	TB-112 (0-2') (2-4') (4-6') (6-8')	Soil	3		Please Hold	
82/7/05		X	TB-113 (0-2') (2-4') (4-6') (6-8')	Soil	3		Please Hold	
92/7/05		X	TB-114 (0-2') (2-4') (4-6') (6-8')	Soil	3		Please Hold	
102/7/05		X	TB-115 (4.0') (6.0') (11.0')	Soil	3		Please Hold	

Sample Condition: Per NELAP/ELAP 210/241/242/243/244

Receipt Parameter		NELAC Compliance	
Container Type:	<input checked="" type="checkbox"/> Y <input type="checkbox"/> N	Y	<input checked="" type="checkbox"/> X <input type="checkbox"/> N
Preservation:	<input checked="" type="checkbox"/> Y <input type="checkbox"/> N	Y	<input checked="" type="checkbox"/> X <input type="checkbox"/> N
Holding Time:	<input checked="" type="checkbox"/> Y <input type="checkbox"/> N	Y	<input checked="" type="checkbox"/> X <input type="checkbox"/> N
Temperature:	<input checked="" type="checkbox"/> Y <input type="checkbox"/> N	Y	<input checked="" type="checkbox"/> X <input type="checkbox"/> N

Sampled By	2/18/05	17:00
Relinquished By	2/18/05	10:00
Received By	2/18/05	10:00
Received By	2/19/05	1518

Total Cost:

PLF

# PARADIGM ENVIRONMENTAL SERVICES, INC.

178 Lake Avenue  
Rochester, NY 14608  
(585) 647-2530 • (800) 724-1987  
FAX: (585) 647-8311

## CHAIN OF CUSTODY

3.03

COMPANY: <b>DAY ENVIRONMENTAL INC.</b>		ADDRESS: <b>40 COMMERCIAL ST.</b>		CITY: <b>ROCHESTER</b>		STATE: <b>NY</b>		ZIP: <b>14614</b>		PHONE: <b>454 0210</b>		FAX: <b>454 0825</b>		ATTN: <b>DAN NIEL</b>		COMMENTS: <b>* Please Hand sample until further instructed by DAY</b>	
LAB PROJECT #		CLIENT PROJECT #		TURNAROUND TIME (WORKING DAYS)		1		2		3		4		5		OTHER	
05-0546		35635-04															

DATE	TIME	COMPOSITE	GRAAB	SAMPLE LOCATION/FIELD ID	MATRIX	CONTAMINANTS	REMARKS	PARADIGM LAB SAMPLE NUMBER
1 2/7/05			X	TD-116 (4.0') (6.5') (10.0') (14.2')	Soil	4	Please Hand *	
2 2/7/05			X	TB-117 (2.5') (6.5')	Soil	2	Please Hand *	
3								
4								
5								
6								
7								
8								
9								
10								

Sample Condition: Per NELAC/ELAP 210241/242/243/244

Receipt Parameter	NELAC Compliance
Container Type:	Y <input checked="" type="checkbox"/> N <input type="checkbox"/>
Preservation:	Y <input checked="" type="checkbox"/> N <input type="checkbox"/>
Holding Time:	Y <input checked="" type="checkbox"/> N <input type="checkbox"/>
Temperature:	Y <input checked="" type="checkbox"/> N <input type="checkbox"/>

Comments: \_\_\_\_\_

Comments: \_\_\_\_\_

Comments: \_\_\_\_\_

Comments: \_\_\_\_\_

Signature: [Signature]

Received By: [Signature]

Relinquished By: [Signature]

Sampled By: [Signature]

Date/Time: 2/8/05 17:00

Date/Time: 2/9/05 10:00

Date/Time: 2/9/05 10:00

Date/Time: 2/9/05 15:18

Total Cost: \_\_\_\_\_

P.I.F. \_\_\_\_\_

**DATE SAMPLED: AUGUST 18, 2005**

**PW-3**

**MW-07**

**PARADIGM**

ENVIRONMENTAL SERVICES, INC.

179 Lake Avenue Rochester, New York 14608 (585) 647 - 2530 FAX (585) 647 - 3311

**PHC Analysis Report for Non-potable Water****Client:** Day Environmental, Inc.**Client Job Site:** 5 Hunt Rd  
Jamestown, NY**Client Job Number:** 3566S-04**Field Location:** PW-3**Field ID Number:** N/A**Sample Type:** Water**Lab Project Number:** 05-2876**Lab Sample Number:** 10419**Date Sampled:** 08/18/2005**Date Received:** 08/19/2005**Date Analyzed:** 08/25/2005

PHC Classification	Results in ug / L
Petroleum Hydrocarbon	ND< 500

ELAP Number 10958

Method: NYSDOH 310.13

Comments: ND denotes Non Detect

ug / L = microgram per Liter

PHC = Petroleum Hydrocarbon

Signature: \_\_\_\_\_

Bruce Hoogesteger: Technical Director

This report is part of a multipage document and should only be evaluated in its entirety. Chain of Custody provides additional information, including compliance with sample condition requirements upon receipt.

052876p1.xls

**PARADIGM**

ENVIRONMENTAL SERVICES, INC.

179 Lake Avenue Rochester, New York 14608 (585) 647 - 2530 FAX (585) 647 - 3311

**PHC Analysis Report for Non-potable Water****Client:** Day Environmental, Inc.

**Client Job Site:** 5 Hunt Rd  
Jamestown, NY  
**Client Job Number:** 3566S-04  
**Field Location:** MW-07  
**Field ID Number:** N/A  
**Sample Type:** Water

**Lab Project Number:** 05-2876  
**Lab Sample Number:** 10420  
**Date Sampled:** 08/18/2005  
**Date Received:** 08/19/2005  
**Date Analyzed:** 08/25/2005

PHC Classification	Results in ug / L
Petroleum Hydrocarbon	ND< 500

ELAP Number 10958 Method: NYSDOH 310.13

Comments: ND denotes Non Detect  
ug / L = microgram per Liter  
PHC = Petroleum Hydrocarbon

**Signature:**  
Bruce Hoogesteger: Technical Director

This report is part of a multipage document and should only be evaluated in its entirety. Chain of Custody provides additional information, including compliance with sample condition requirements upon receipt.

052676p2.xls

# PARADIGM ENVIRONMENTAL SERVICES, INC.

179 Lake Avenue  
Rochester, NY 14608  
(585) 647-2530 • (800) 724-1997  
FAX: (585) 647-3311

## CHAIN OF CUSTODY

REPORT TO:		INVOICE TO:	
COMPANY: DAY ENVIRONMENTAL, INC.	ADDRESS: 40 Commercial St.	LAB PROJECT #: 05-2876	CLIENT PROJECT #: 35635-04
CITY: Rochester	STATE: NY	TURNAROUND TIME: (WORKING DAYS)	
PHONE: 454 0210	FAX: 454 0825		
ATTN: Ray Kempt	ATTN:		
COMMENTS:			
PROJECT NAME/SITE NAME: 5 Hunt Rd, Jarvis town, NY			
		1	2
		3	5
		OTHER	

### REQUESTED ANALYSIS

DATE	TIME	COMPOSITE	GRA B	SAMPLE LOCATION/FIELD ID	MATRIX	CONTAINER NUMBERS	REMARKS	PARADIGM LAB SAMPLE NUMBER
18/8/05	1056		X	PW-3	Watu	1		10419
28/8/05	1122		X	MW-07	Watu	1		10420
3								
4								
5								
6								
7								
8								
9								
10								

LAB USE ONLY BELOW THIS LINE

Sample Condition: Per NELAC/EIAP 210241/242/243/244

Receipt Parameter		NELAC Compliance	
Comments:	Container Type: Gas	Y	N
Comments:	Preservation:	Y	N
Comments:	Holding Time:	Y	N
Comments:	Temperature: 10°C	Y	N

Sampled By: DCJL 8/18/05 16:00

Relinquished By: 8/19/05 11:15 AM

Received By: 8/18/05 11:15 AM

Received By: 8/19/05 11:23

Received @ Lab By: 8/19/05 11:23

Total Cost:

P.I.F.



*"Environmental Testing For The New Millennium"*

---

May 3, 2005

Day Environmental, Inc.  
40 Commercial Street  
Rochester, NY 14614  
Attn: Mr. Chris Davidson

RE: Client Project: 5 Hunt Road, Jamestown, NY  
Lab Work Order #: D0410

Dear Mr. Danzinger:

Enclosed please find the data report of the required analyses for the samples associated with the above referenced project.

If you have any questions regarding this report, please call me.

We appreciate your business.

Sincerely,

A handwritten signature in cursive script, appearing to read "Agnes R. Ng".

Agnes R. Ng  
CLP Project Manager



**\* Data Summary Pack \***



## Mitkem Corporation

### New York State Department of Environmental Conservation Sample Identification and Analytical Requirements Summary

Project Name: **Jamestown**

SDG: **D0410**

Customer Sample ID	Laboratory Sample ID	Analytical Requirements				
		VOA GC/MS Method #	SVOA GC/MS Method #	Pest/PCB Method #	Metals	Other
BR311326	D0410-01	ASP				
BR417432	D0410-02	ASP				
BR547562	D0410-03	ASP				
BR677692	D0410-04	ASP				
BR807822	D0410-05	ASP				
BR937952	D0410-06	ASP				
TRIP-01	D0410-07	ASP				

NYASP 10/95



New York State Department of Environmental Conservation

**Project Name:** Jamestown

[illegible]

Page 5

Analytical Data Package for Day Environmental, Inc.

Client Project No.: 5 Hunt Road, Jamestown, NY

Mitkem Work Order ID: D0410

May 3, 2005

Prepared For: Day Environmental, Inc.  
40 Commercial Street  
Rochester, NY 14614  
Attn: Mr. Jeff Danzinger

Prepared By: Mitkem Corporation  
175 Metro Center Boulevard  
Warwick, RI 02886  
(401) 732-3400

## **SDG Narrative**

Mitkem Corporation submits the enclosed data package in response to Day Environmental Inc.'s 5 Hunt Road, Jamestown, NY project. Under this deliverable, analysis results are presented for seven aqueous samples that were received on April 8, 2005. Analyses were performed per specifications in the project's contract and the chain of custody forms. Sample Identifications were shortened where necessary due to limitations in data reporting software. Following the narrative is a table of sample identifications for cross-referencing full client sample ID, shortened client sample ID and laboratory sample ID, along with the Mitkem Work Order.

The analyses were performed and reported per NYSDEC ASP (2000 update) requirement for Category B deliverable.

The following observation and/or deviations are observed for the following analyses:

### **1. Overall observation:**

Where needed, manual integrations were performed to improve data quality. The corrections were reviewed and associated hardcopies generated and reported as required. Manual integrations are coded to provide the data reviewer justification for such action. The codes are labeled on the ion chromatogram signal (GC/MS signal) and chromatogram for GC based analysis as follows:

- M1            peak tailing or fronting.
- M2            peak co-elution.
- M3            rising or falling baseline.
- M4            retention time shift.
- M5            miscellaneous – under this category, the justification is explained.

The enclosed report includes the originals of all data with the exception of logbook pages and certain initial calibrations. Photocopies of logbook pages are included, with the originals maintained on file at the laboratory. The originals of initial calibrations that are shared among several cases are maintained on file at the laboratory, with photocopies included in the data package.

## 2. Volatiles Analysis:

Trap used for instrument V1: OI Analytical #10 trap containing 8 cm each of Tenax, silica gel and carbon molecular sieve.

GC column used: 30 m x 0.25 mm id (1.4 um film thickness) DB-624 capillary column.

The aqueous sample was acid preserved, pH <2.

Surrogate recovery: recoveries were within the QC limits.

Lab control sample: spike recoveries were within the QC limits.

Matrix spike/matrix spike duplicate: duplicate matrix spikes were performed on sample BR311326. Spike recoveries were within the QC limits with the exception of trichloroethene in both the matrix spike and matrix spike duplicate. Replicate RPDs were not within the QC limits. The spike recovery for trichloroethene could not be accurately determined due to its high concentration in the native sample.

Sample analysis: due to high concentration of target analytes, the following samples were re-analyzed at dilution: BR311326 (50x), BR417432 (80x), BR547562 (20x), BR677692 (3x) and BR807822 (4x). Please note that the initial analyses for these samples have potential carryover. The diluted analyses do not have carryover. No other unusual observation was made for the analysis.

All pages in this report have been numbered consecutively, starting with the title page and ending with a page saying only "Last Page of Data Report".

I certify that this data package is in compliance, both technically and for completeness, for other than the conditions detailed above. Release of the data contained in this hardcopy data package has been authorized by the laboratory manager or his designee, as verified by the following signature.



Agnes Ng  
CLP Project Manager  
05/03/05

# ***Mitkem and Client Sample ID Summary Report\****

***Mitkem Workorder:*** D0410

***Client Name:*** Day Environmental, Inc

<b><i>Mitkem Sample ID</i></b>	<b><i>Reported Client Sample ID</i></b>	<b><i>Full Client Sample ID</i></b>
D0410-01A	BR311326	BR-01 (31.1-32.6')
D0410-02A	BR417432	BR-01 (41.7-43.2')
D0410-03A	BR547562	BR-01 (54.7-56.2')
D0410-04A	BR677692	BR-01 (67.7-69.2')
D0410-05A	BR807822	BR-01 (80.7-82.2')
D0410-06A	BR937952	BR-01 (93.7-95.2')
D0410-07A	TRIP-01	

---

***\* If client sample ID has not been truncated, the full client sample ID is listed  
in the column labeled "Reported Client Sample ID"***

Client ID: DAY

Project: Jamestown

Location:

Comments: N/A

Case:

SDG:

PO: 3563S-05

Report Level: ASP-B

EDD:

HC Due: 04/29/05

Fax Due:

Sample ID	Client Sample ID	Collection Date	Date Received	Matrix	Test Code	Lab Test Comments	Iold	MS	SEL	Storage
D0410-01A	BR311326	04/07/05 11:00	04/08/05	Aqueous	OLM4.2_VOA_W	NYS CLP - ADD LCS	<input type="checkbox"/>	<input checked="" type="checkbox"/>	<input type="checkbox"/>	VOA
D0410-02A	BR417432	04/07/05 11:05	04/08/05	Aqueous	OLM4.2_VOA_W	NYS CLP - ADD LCS	<input type="checkbox"/>	<input type="checkbox"/>	<input type="checkbox"/>	VOA
D0410-03A	BR547562	04/07/05 11:10	04/08/05	Aqueous	OLM4.2_VOA_W	NYS CLP - ADD LCS	<input type="checkbox"/>	<input type="checkbox"/>	<input type="checkbox"/>	VOA
D0410-04A	BR677692	04/07/05 11:15	04/08/05	Aqueous	OLM4.2_VOA_W	NYS CLP - ADD LCS	<input type="checkbox"/>	<input type="checkbox"/>	<input type="checkbox"/>	VOA
D0410-05A	BR807822	04/07/05 11:20	04/08/05	Aqueous	OLM4.2_VOA_W	NYS CLP - ADD LCS	<input type="checkbox"/>	<input type="checkbox"/>	<input type="checkbox"/>	VOA
D0410-06A	BR937952	04/07/05 11:25	04/08/05	Aqueous	OLM4.2_VOA_W	NYS CLP - ADD LCS	<input type="checkbox"/>	<input type="checkbox"/>	<input type="checkbox"/>	VOA
D0410-07A	TRIP-01	04/07/05 00:00	04/08/05	Aqueous	OLM4.2_VOA_W	NYS CLP - ADD LCS	<input type="checkbox"/>	<input type="checkbox"/>	<input type="checkbox"/>	VOA



1A  
VOLATILE ORGANICS ANALYSIS DATA SHEET

EPA SAMPLE NO.

BR311326

Lab Name: MITKEM CORPORATION Contract: \_\_\_\_\_

Lab Code: MITKEM Case No.: \_\_\_\_\_ SAS No.: \_\_\_\_\_ SDG No.: MD0410

Matrix: (soil/water) WATER Lab Sample ID: D0410-01A

Sample wt/vol: 5.000 (g/mL) ML Lab File ID: V2G7917

Level: (low/med) LOW Date Received: 04/08/05

% Moisture: not dec. \_\_\_\_\_ Date Analyzed: 04/13/05

GC Column: DB-624 ID: 0.25 (mm) Dilution Factor: 1.0

Soil Extract Volume: \_\_\_\_\_ (uL) Soil Aliquot Volume: \_\_\_\_\_ (uL)

CONCENTRATION UNITS:  
(ug/L or ug/Kg) UG/L Q

CAS NO.	COMPOUND		
75-71-8	Dichlorodifluoromethane	10	U
74-87-3	Chloromethane	10	U
75-01-4	Vinyl Chloride	320	E
74-83-9	Bromomethane	10	U
75-00-3	Chloroethane	10	U
75-69-4	Trichlorofluoromethane	10	U
75-35-4	1,1-Dichloroethene	41	
76-13-1	1,1,2-Trichloro-1,2,2-trifluoroethane	10	U
67-64-1	Acetone	10	U
75-15-0	Carbon Disulfide	10	U
79-20-9	Methyl Acetate	10	U
75-09-2	Methylene Chloride	10	U
156-60-5	trans-1,2-Dichloroethene	12	
1634-04-4	Methyl tert-Butyl Ether	10	U
75-34-3	1,1-Dichloroethane	3	J
156-59-2	cis-1,2-Dichloroethene	1600	E
78-93-3	2-Butanone	10	U
67-66-3	Chloroform	10	U
71-55-6	1,1,1-Trichloroethane	10	U
110-82-7	Cyclohexane	10	U
56-23-5	Carbon Tetrachloride	10	U
71-43-2	Benzene	10	U
107-06-2	1,2-Dichloroethane	10	U

1B  
VOLATILE ORGANICS ANALYSIS DATA SHEET

EPA SAMPLE NO.

BR311326

Lab Name: MITKEM CORPORATION Contract: \_\_\_\_\_

Lab Code: MITKEM Case No.: \_\_\_\_\_ SAS No.: \_\_\_\_\_ SDG No.: MD0410

Matrix: (soil/water) WATER Lab Sample ID: D0410-01A

Sample wt/vol: 5.000 (g/mL) ML Lab File ID: V2G7917

Level: (low/med) LOW Date Received: 04/08/05

% Moisture: not dec. \_\_\_\_\_ Date Analyzed: 04/13/05

GC Column: DB-624 ID: 0.25 (mm) Dilution Factor: 1.0

Soil Extract Volume: \_\_\_\_\_ (uL) Soil Aliquot Volume: \_\_\_\_\_ (uL)

CONCENTRATION UNITS:  
(ug/L or ug/Kg) UG/L Q

CAS NO.	COMPOUND		
79-01-6	Trichloroethene	3000	E
108-87-2	Methylcyclohexane	10	U
78-87-5	1,2-Dichloropropane	10	U
75-27-4	Bromodichloromethane	10	U
10061-01-5	cis-1,3-Dichloropropene	10	U
108-10-1	4-Methyl-2-Pentanone	10	U
108-88-3	Toluene	10	U
10061-02-6	trans-1,3-Dichloropropene	10	U
79-00-5	1,1,2-Trichloroethane	10	U
127-18-4	Tetrachloroethene	5300	E
591-78-6	2-Hexanone	10	U
124-48-1	Dibromochloromethane	10	U
106-93-4	1,2-Dibromoethane	10	U
108-90-7	Chlorobenzene	10	U
100-41-4	Ethylbenzene	10	U
1330-20-7	Xylene (Total)	10	U
100-42-5	Styrene	10	U
75-25-2	Bromoform	10	U
98-82-8	Isopropylbenzene	10	U
79-34-5	1,1,2,2-Tetrachloroethane	10	U
541-73-1	1,3-Dichlorobenzene	10	U
106-46-7	1,4-Dichlorobenzene	10	U
95-50-1	1,2-Dichlorobenzene	10	U
96-12-8	1,2-Dibromo-3-chloropropane	10	U
120-82-1	1,2,4-Trichlorobenzene	10	U

1F  
VOLATILE ORGANICS ANALYSIS DATA SHEET  
TENTATIVELY IDENTIFIED COMPOUNDS

EPA SAMPLE NO.

BR311326

Lab Name: MITKEM CORPORATION Contract: \_\_\_\_\_

Lab Code: MITKEM Case No.: \_\_\_\_\_ SAS No.: \_\_\_\_\_ SDG No.: MD0410

Matrix: (soil/water) WATER Lab Sample ID: D0410-01A

Sample wt/vol: 5.000 (g/mL) ML Lab File ID: V2G7917

Level: (low/med) LOW Date Received: 04/08/05

% Moisture: not dec. \_\_\_\_\_ Date Analyzed: 04/13/05

GC Column: DB-624 ID: 0.25 (mm) Dilution Factor: 1.0

Soil Extract Volume: \_\_\_\_\_ (uL) Soil Aliquot Volume: \_\_\_\_\_ (uL)

Number TICs found: 0 CONCENTRATION UNITS:  
(ug/L or ug/Kg) ug/L

CAS NUMBER	COMPOUND NAME	RT	EST. CONC.	Q
1.				
2.				
3.				
4.				
5.				
6.				
7.				
8.				
9.				
10.				
11.				
12.				
13.				
14.				
15.				
16.				
17.				
18.				
19.				
20.				
21.				
22.				
23.				
24.				
25.				
26.				
27.				
28.				
29.				
30.				

1A  
VOLATILE ORGANICS ANALYSIS DATA SHEET

EPA SAMPLE NO.

BR311326DL

Lab Name: MITKEM CORPORATION Contract: \_\_\_\_\_

Lab Code: MITKEM Case No.: \_\_\_\_\_ SAS No.: \_\_\_\_\_ SDG No.: MD0410

Matrix: (soil/water) WATER Lab Sample ID: D0410-01ADL

Sample wt/vol: 5.000 (g/mL) ML Lab File ID: V2G7926

Level: (low/med) LOW Date Received: 04/08/05

% Moisture: not dec. \_\_\_\_\_ Date Analyzed: 04/14/05

GC Column: DB-624 ID: 0.25 (mm) Dilution Factor: 50.0

Soil Extract Volume: \_\_\_\_\_ (uL) Soil Aliquot Volume: \_\_\_\_\_ (uL)

CONCENTRATION UNITS:  
(ug/L or ug/Kg) UG/L Q

CAS NO.	COMPOUND		
75-71-8	Dichlorodifluoromethane	500	U
74-87-3	Chloromethane	500	U
75-01-4	Vinyl Chloride	260	DJ
74-83-9	Bromomethane	500	U
75-00-3	Chloroethane	500	U
75-69-4	Trichlorofluoromethane	500	U
75-35-4	1,1-Dichloroethene	500	U
76-13-1	1,1,2-Trichloro-1,2,2-trifluoroethane	500	U
67-64-1	Acetone	500	U
75-15-0	Carbon Disulfide	500	U
79-20-9	Methyl Acetate	500	U
75-09-2	Methylene Chloride	500	U
156-60-5	trans-1,2-Dichloroethene	500	U
1634-04-4	Methyl tert-Butyl Ether	500	U
75-34-3	1,1-Dichloroethane	500	U
156-59-2	cis-1,2-Dichloroethene	1700	D
78-93-3	2-Butanone	500	U
67-66-3	Chloroform	500	U
71-55-6	1,1,1-Trichloroethane	500	U
110-82-7	Cyclohexane	500	U
56-23-5	Carbon Tetrachloride	500	U
71-43-2	Benzene	500	U
107-06-2	1,2-Dichloroethane	500	U

1B  
VOLATILE ORGANICS ANALYSIS DATA SHEET

EPA SAMPLE NO.

BR311326DL

Lab Name: MITKEM CORPORATION Contract: \_\_\_\_\_

Lab Code: MITKEM Case No.: \_\_\_\_\_ SAS No.: \_\_\_\_\_ SDG No.: MD0410

Matrix: (soil/water) WATER Lab Sample ID: D0410-01ADL

Sample wt/vol: 5.000 (g/mL) ML Lab File ID: V2G7926

Level: (low/med) LOW Date Received: 04/08/05

% Moisture: not dec. \_\_\_\_\_ Date Analyzed: 04/14/05

GC Column: DB-624 ID: 0.25 (mm) Dilution Factor: 50.0

Soil Extract Volume: \_\_\_\_\_ (uL) Soil Aliquot Volume: \_\_\_\_\_ (uL)

CONCENTRATION UNITS:  
(ug/L or ug/Kg) UG/L Q

CAS NO.	COMPOUND		
79-01-6	Trichloroethene	3400	D
108-87-2	Methylcyclohexane	500	U
78-87-5	1,2-Dichloropropane	500	U
75-27-4	Bromodichloromethane	500	U
10061-01-5	cis-1,3-Dichloropropene	500	U
108-10-1	4-Methyl-2-Pentanone	500	U
108-88-3	Toluene	500	U
10061-02-6	trans-1,3-Dichloropropene	500	U
79-00-5	1,1,2-Trichloroethane	500	U
127-18-4	Tetrachloroethene	7100	D
591-78-6	2-Hexanone	500	U
124-48-1	Dibromochloromethane	500	U
106-93-4	1,2-Dibromoethane	500	U
108-90-7	Chlorobenzene	500	U
100-41-4	Ethylbenzene	500	U
1330-20-7	Xylene (Total)	500	U
100-42-5	Styrene	500	U
75-25-2	Bromoform	500	U
98-82-8	Isopropylbenzene	500	U
79-34-5	1,1,2,2-Tetrachloroethane	500	U
541-73-1	1,3-Dichlorobenzene	500	U
106-46-7	1,4-Dichlorobenzene	500	U
95-50-1	1,2-Dichlorobenzene	500	U
96-12-8	1,2-Dibromo-3-chloropropane	500	U
120-82-1	1,2,4-Trichlorobenzene	500	U

1F  
VOLATILE ORGANICS ANALYSIS DATA SHEET  
TENTATIVELY IDENTIFIED COMPOUNDS

EPA SAMPLE NO.

BR311326DL

Lab Name: MITKEM CORPORATION Contract: \_\_\_\_\_

Lab Code: MITKEM Case No.: \_\_\_\_\_ SAS No.: \_\_\_\_\_ SDG No.: MD0410

Matrix: (soil/water) WATER Lab Sample ID: D0410-01ADL

Sample wt/vol: 5.000 (g/mL) ML Lab File ID: V2G7926

Level: (low/med) LOW Date Received: 04/08/05

% Moisture: not dec. \_\_\_\_\_ Date Analyzed: 04/14/05

GC Column: DB-624 ID: 0.25 (mm) Dilution Factor: 50.0

Soil Extract Volume: \_\_\_\_\_ (uL) Soil Aliquot Volume: \_\_\_\_\_ (uL)

Number TICs found: 0 CONCENTRATION UNITS:  
(ug/L or ug/Kg) ug/L

CAS NUMBER	COMPOUND NAME	RT	EST. CONC.	Q
=====	=====	=====	=====	=====
1.				
2.				
3.				
4.				
5.				
6.				
7.				
8.				
9.				
10.				
11.				
12.				
13.				
14.				
15.				
16.				
17.				
18.				
19.				
20.				
21.				
22.				
23.				
24.				
25.				
26.				
27.				
28.				
29.				
30.				

1A  
VOLATILE ORGANICS ANALYSIS DATA SHEET

EPA SAMPLE NO.

BR311326MS

Lab Name: MITKEM CORPORATION Contract: \_\_\_\_\_

Lab Code: MITKEM Case No.: \_\_\_\_\_ SAS No.: \_\_\_\_\_ SDG No.: MD0410

Matrix: (soil/water) WATER Lab Sample ID: D0410-01AMS

Sample wt/vol: 5.000 (g/mL) ML Lab File ID: V2G7918

Level: (low/med) LOW Date Received: 04/08/05

% Moisture: not dec. \_\_\_\_\_ Date Analyzed: 04/13/05

GC Column: DB-624 ID: 0.25 (mm) Dilution Factor: 1.0

Soil Extract Volume: \_\_\_\_\_ (uL) Soil Aliquot Volume: \_\_\_\_\_ (uL)

CONCENTRATION UNITS:  
(ug/L or ug/Kg) UG/L Q

CAS NO.	COMPOUND		
75-71-8	Dichlorodifluoromethane	10	U
74-87-3	Chloromethane	10	U
75-01-4	Vinyl Chloride	310	E
74-83-9	Bromomethane	10	U
75-00-3	Chloroethane	10	U
75-69-4	Trichlorofluoromethane	10	U
75-35-4	1,1-Dichloroethene	85	
76-13-1	1,1,2-Trichloro-1,2,2-trifluoroethane	10	U
67-64-1	Acetone	10	U
75-15-0	Carbon Disulfide	10	U
79-20-9	Methyl Acetate	10	U
75-09-2	Methylene Chloride	10	U
156-60-5	trans-1,2-Dichloroethene	13	
1634-04-4	Methyl tert-Butyl Ether	10	U
75-34-3	1,1-Dichloroethane	4	J
156-59-2	cis-1,2-Dichloroethene	1600	E
78-93-3	2-Butanone	10	U
67-66-3	Chloroform	10	U
71-55-6	1,1,1-Trichloroethane	10	U
110-82-7	Cyclohexane	10	U
56-23-5	Carbon Tetrachloride	10	U
71-43-2	Benzene	45	
107-06-2	1,2-Dichloroethane	10	U

1B  
VOLATILE ORGANICS ANALYSIS DATA SHEET

EPA SAMPLE NO.

BR311326MS

Lab Name: MITKEM CORPORATION Contract: \_\_\_\_\_

Lab Code: MITKEM Case No.: \_\_\_\_\_ SAS No.: \_\_\_\_\_ SDG No.: MD0410

Matrix: (soil/water) WATER Lab Sample ID: D0410-01AMS

Sample wt/vol: 5.000 (g/mL) ML Lab File ID: V2G7918

Level: (low/med) LOW Date Received: 04/08/05

% Moisture: not dec. \_\_\_\_\_ Date Analyzed: 04/13/05

GC Column: DB-624 ID: 0.25 (mm) Dilution Factor: 1.0

Soil Extract Volume: \_\_\_\_\_ (uL) Soil Aliquot Volume: \_\_\_\_\_ (uL)

CONCENTRATION UNITS:  
(ug/L or ug/Kg) UG/L Q

CAS NO.	COMPOUND		
79-01-6	Trichloroethene	2900	E
108-87-2	Methylcyclohexane	10	U
78-87-5	1,2-Dichloropropane	10	U
75-27-4	Bromodichloromethane	10	U
10061-01-5	cis-1,3-Dichloropropene	10	U
108-10-1	4-Methyl-2-Pentanone	10	U
108-88-3	Toluene	47	
10061-02-6	trans-1,3-Dichloropropene	10	U
79-00-5	1,1,2-Trichloroethane	10	U
127-18-4	Tetrachloroethene	5200	E
591-78-6	2-Hexanone	10	U
124-48-1	Dibromochloromethane	10	U
106-93-4	1,2-Dibromoethane	10	U
108-90-7	Chlorobenzene	47	
100-41-4	Ethylbenzene	10	U
1330-20-7	Xylene (Total)	10	U
100-42-5	Styrene	10	U
75-25-2	Bromoform	10	U
98-82-8	Isopropylbenzene	10	U
79-34-5	1,1,2,2-Tetrachloroethane	10	U
541-73-1	1,3-Dichlorobenzene	10	U
106-46-7	1,4-Dichlorobenzene	10	U
95-50-1	1,2-Dichlorobenzene	10	U
96-12-8	1,2-Dibromo-3-chloropropane	10	U
120-82-1	1,2,4-Trichlorobenzene	10	U



1A  
VOLATILE ORGANICS ANALYSIS DATA SHEET

EPA SAMPLE NO.

BR311326MSD

Lab Name: MITKEM CORPORATION

Contract: \_\_\_\_\_

Lab Code: MITKEM Case No.: \_\_\_\_\_

SAS No.: \_\_\_\_\_

SDG No.: MD0410

Matrix: (soil/water) WATER

Lab Sample ID: D0410-01AMSD

Sample wt/vol: 5.000 (g/mL) ML

Lab File ID: V2G7919

Level: (low/med) LOW

Date Received: 04/08/05

% Moisture: not dec. \_\_\_\_\_

Date Analyzed: 04/13/05

GC Column: DB-624 ID: 0.25 (mm)

Dilution Factor: 1.0

Soil Extract Volume: \_\_\_\_\_ (uL)

Soil Aliquot Volume: \_\_\_\_\_ (uL)

CAS NO.	COMPOUND	CONCENTRATION UNITS: (ug/L or ug/Kg) <u>UG/L</u>	<u>Q</u>
---------	----------	---	----------

75-71-8	Dichlorodifluoromethane	10	U
74-87-3	Chloromethane	10	U
75-01-4	Vinyl Chloride	320	E
74-83-9	Bromomethane	10	U
75-00-3	Chloroethane	10	U
75-69-4	Trichlorofluoromethane	10	U
75-35-4	1,1-Dichloroethene	100	
76-13-1	1,1,2-Trichloro-1,2,2-trifluoroethane	10	U
67-64-1	Acetone	10	U
75-15-0	Carbon Disulfide	10	U
79-20-9	Methyl Acetate	10	U
75-09-2	Methylene Chloride	10	U
156-60-5	trans-1,2-Dichloroethene	12	
1634-04-4	Methyl tert-Butyl Ether	10	U
75-34-3	1,1-Dichloroethane	3	J
156-59-2	cis-1,2-Dichloroethene	1600	E
78-93-3	2-Butanone	10	U
67-66-3	Chloroform	10	U
71-55-6	1,1,1-Trichloroethane	10	U
110-82-7	Cyclohexane	10	U
56-23-5	Carbon Tetrachloride	10	U
71-43-2	Benzene	61	
107-06-2	1,2-Dichloroethane	10	U

1B  
VOLATILE ORGANICS ANALYSIS DATA SHEET

EPA SAMPLE NO.

BR311326MSD

Lab Name: MITKEM CORPORATION Contract: \_\_\_\_\_

Lab Code: MITKEM Case No.: \_\_\_\_\_ SAS No.: \_\_\_\_\_ SDG No.: MD0410

Matrix: (soil/water) WATER Lab Sample ID: D0410-01AMSD

Sample wt/vol: 5.000 (g/mL) ML Lab File ID: V2G7919

Level: (low/med) LOW Date Received: 04/08/05

% Moisture: not dec. \_\_\_\_\_ Date Analyzed: 04/13/05

GC Column: DB-624 ID: 0.25 (mm) Dilution Factor: 1.0

Soil Extract Volume: \_\_\_\_\_ (uL) Soil Aliquot Volume: \_\_\_\_\_ (uL)

CONCENTRATION UNITS:  
(ug/L or ug/Kg) UG/L Q

CAS NO.	COMPOUND		
79-01-6	Trichloroethene	2900	E
108-87-2	Methylcyclohexane	10	U
78-87-5	1,2-Dichloropropane	10	U
75-27-4	Bromodichloromethane	10	U
10061-01-5	cis-1,3-Dichloropropene	10	U
108-10-1	4-Methyl-2-Pentanone	10	U
108-88-3	Toluene	62	
10061-02-6	trans-1,3-Dichloropropene	10	U
79-00-5	1,1,2-Trichloroethane	10	U
127-18-4	Tetrachloroethene	5100	E
591-78-6	2-Hexanone	10	U
124-48-1	Dibromochloromethane	10	U
106-93-4	1,2-Dibromoethane	10	U
108-90-7	Chlorobenzene	63	
100-41-4	Ethylbenzene	10	U
1330-20-7	Xylene (Total)	10	U
100-42-5	Styrene	10	U
75-25-2	Bromoform	10	U
98-82-8	Isopropylbenzene	10	U
79-34-5	1,1,2,2-Tetrachloroethane	10	U
541-73-1	1,3-Dichlorobenzene	10	U
106-46-7	1,4-Dichlorobenzene	10	U
95-50-1	1,2-Dichlorobenzene	10	U
96-12-8	1,2-Dibromo-3-chloropropane	10	U
120-82-1	1,2,4-Trichlorobenzene	10	U

1A  
VOLATILE ORGANICS ANALYSIS DATA SHEET

EPA SAMPLE NO.

BR417432

Lab Name: MITKEM CORPORATION Contract: \_\_\_\_\_

Lab Code: MITKEM Case No.: \_\_\_\_\_ SAS No.: \_\_\_\_\_ SDG No.: MD0410

Matrix: (soil/water) WATER Lab Sample ID: D0410-02A

Sample wt/vol: 5.000 (g/mL) ML Lab File ID: V2G7920

Level: (low/med) LOW Date Received: 04/08/05

% Moisture: not dec. \_\_\_\_\_ Date Analyzed: 04/13/05

GC Column: DB-624 ID: 0.25 (mm) Dilution Factor: 1.0

Soil Extract Volume: \_\_\_\_\_ (uL) Soil Aliquot Volume: \_\_\_\_\_ (uL)

CONCENTRATION UNITS:  
(ug/L or ug/Kg) UG/L Q

CAS NO.	COMPOUND		
75-71-8	Dichlorodifluoromethane	10	U
74-87-3	Chloromethane	10	U
75-01-4	Vinyl Chloride	340	E
74-83-9	Bromomethane	10	U
75-00-3	Chloroethane	10	U
75-69-4	Trichlorofluoromethane	10	U
75-35-4	1,1-Dichloroethene	44	
76-13-1	1,1,2-Trichloro-1,2,2-trifluoroethane	10	U
67-64-1	Acetone	10	U
75-15-0	Carbon Disulfide	10	U
79-20-9	Methyl Acetate	10	U
75-09-2	Methylene Chloride	10	U
156-60-5	trans-1,2-Dichloroethene	14	
1634-04-4	Methyl tert-Butyl Ether	10	U
75-34-3	1,1-Dichloroethane	4	J
156-59-2	cis-1,2-Dichloroethene	1700	E
78-93-3	2-Butanone	10	U
67-66-3	Chloroform	10	U
71-55-6	1,1,1-Trichloroethane	10	U
110-82-7	Cyclohexane	10	U
56-23-5	Carbon Tetrachloride	10	U
71-43-2	Benzene	10	U
107-06-2	1,2-Dichloroethane	10	U

1B  
VOLATILE ORGANICS ANALYSIS DATA SHEET

EPA SAMPLE NO.

BR417432

Lab Name: MITKEM CORPORATION Contract: \_\_\_\_\_

Lab Code: MITKEM Case No.: \_\_\_\_\_ SAS No.: \_\_\_\_\_ SDG No.: MD0410

Matrix: (soil/water) WATER Lab Sample ID: D0410-02A

Sample wt/vol: 5.000 (g/mL) ML Lab File ID: V2G7920

Level: (low/med) LOW Date Received: 04/08/05

% Moisture: not dec. \_\_\_\_\_ Date Analyzed: 04/13/05

GC Column: DB-624 ID: 0.25 (mm) Dilution Factor: 1.0

Soil Extract Volume: \_\_\_\_\_ (uL) Soil Aliquot Volume: \_\_\_\_\_ (uL)

CAS NO. COMPOUND CONCENTRATION UNITS:  
(ug/L or ug/Kg) UG/L Q

79-01-6	Trichloroethene	3100	E
108-87-2	Methylcyclohexane	10	U
78-87-5	1,2-Dichloropropane	10	U
75-27-4	Bromodichloromethane	10	U
10061-01-5	cis-1,3-Dichloropropene	10	U
108-10-1	4-Methyl-2-Pentanone	10	U
108-88-3	Toluene	1	J
10061-02-6	trans-1,3-Dichloropropene	10	U
79-00-5	1,1,2-Trichloroethane	10	U
127-18-4	Tetrachloroethene	6300	E
591-78-6	2-Hexanone	10	U
124-48-1	Dibromochloromethane	10	U
106-93-4	1,2-Dibromoethane	10	U
108-90-7	Chlorobenzene	10	U
100-41-4	Ethylbenzene	10	U
1330-20-7	Xylene (Total)	10	U
100-42-5	Styrene	10	U
75-25-2	Bromoform	10	U
98-82-8	Isopropylbenzene	10	U
79-34-5	1,1,2,2-Tetrachloroethane	10	U
541-73-1	1,3-Dichlorobenzene	10	U
106-46-7	1,4-Dichlorobenzene	10	U
95-50-1	1,2-Dichlorobenzene	10	U
96-12-8	1,2-Dibromo-3-chloropropane	10	U
120-82-1	1,2,4-Trichlorobenzene	10	U

1F  
VOLATILE ORGANICS ANALYSIS DATA SHEET  
TENTATIVELY IDENTIFIED COMPOUNDS

EPA SAMPLE NO.

BR417432

Lab Name: MITKEM CORPORATION Contract: \_\_\_\_\_

Lab Code: MITKEM Case No.: \_\_\_\_\_ SAS No.: \_\_\_\_\_ SDG No.: MD0410

Matrix: (soil/water) WATER Lab Sample ID: D0410-02A

Sample wt/vol: 5.000 (g/mL) ML Lab File ID: V2G7920

Level: (low/med) LOW Date Received: 04/08/05

% Moisture: not dec. \_\_\_\_\_ Date Analyzed: 04/13/05

GC Column: DB-624 ID: 0.25 (mm) Dilution Factor: 1.0

Soil Extract Volume: \_\_\_\_\_ (uL) Soil Aliquot Volume: \_\_\_\_\_ (uL)

Number TICs found: 0 CONCENTRATION UNITS:  
(ug/L or ug/Kg) ug/L

CAS NUMBER	COMPOUND NAME	RT	EST. CONC.	Q
=====	=====	=====	=====	=====
1.				
2.				
3.				
4.				
5.				
6.				
7.				
8.				
9.				
10.				
11.				
12.				
13.				
14.				
15.				
16.				
17.				
18.				
19.				
20.				
21.				
22.				
23.				
24.				
25.				
26.				
27.				
28.				
29.				
30.				

1A  
VOLATILE ORGANICS ANALYSIS DATA SHEET

EPA SAMPLE NO.

BR417432DL

Lab Name: MITKEM CORPORATION Contract: \_\_\_\_\_

Lab Code: MITKEM Case No.: \_\_\_\_\_ SAS No.: \_\_\_\_\_ SDG No.: MD0410

Matrix: (soil/water) WATER Lab Sample ID: D0410-02ADL

Sample wt/vol: 5.000 (g/mL) ML Lab File ID: V2G7927

Level: (low/med) LOW Date Received: 04/08/05

% Moisture: not dec. \_\_\_\_\_ Date Analyzed: 04/14/05

GC Column: DB-624 ID: 0.25 (mm) Dilution Factor: 80.0

Soil Extract Volume: \_\_\_\_\_ (uL) Soil Aliquot Volume: \_\_\_\_\_ (uL)

CONCENTRATION UNITS:  
(ug/L or ug/Kg) UG/L Q

CAS NO.	COMPOUND		
75-71-8	Dichlorodifluoromethane	800	U
74-87-3	Chloromethane	800	U
75-01-4	Vinyl Chloride	280	DJ
74-83-9	Bromomethane	800	U
75-00-3	Chloroethane	800	U
75-69-4	Trichlorofluoromethane	800	U
75-35-4	1,1-Dichloroethene	800	U
76-13-1	1,1,2-Trichloro-1,2,2-trifluoroethane	800	U
67-64-1	Acetone	800	U
75-15-0	Carbon Disulfide	800	U
79-20-9	Methyl Acetate	800	U
75-09-2	Methylene Chloride	800	U
156-60-5	trans-1,2-Dichloroethene	800	U
1634-04-4	Methyl tert-Butyl Ether	800	U
75-34-3	1,1-Dichloroethane	800	U
156-59-2	cis-1,2-Dichloroethene	1700	D
78-93-3	2-Butanone	800	U
67-66-3	Chloroform	800	U
71-55-6	1,1,1-Trichloroethane	800	U
110-82-7	Cyclohexane	800	U
56-23-5	Carbon Tetrachloride	800	U
71-43-2	Benzene	800	U
107-06-2	1,2-Dichloroethane	800	U

1B  
VOLATILE ORGANICS ANALYSIS DATA SHEET

EPA SAMPLE NO.

BR417432DL

Lab Name: MITKEM CORPORATION Contract: \_\_\_\_\_

Lab Code: MITKEM Case No.: \_\_\_\_\_ SAS No.: \_\_\_\_\_ SDG No.: MD0410

Matrix: (soil/water) WATER Lab Sample ID: D0410-02ADL

Sample wt/vol: 5.000 (g/mL) ML Lab File ID: V2G7927

Level: (low/med) LOW Date Received: 04/08/05

% Moisture: not dec. \_\_\_\_\_ Date Analyzed: 04/14/05

GC Column: DB-624 ID: 0.25 (mm) Dilution Factor: 80.0

Soil Extract Volume: \_\_\_\_\_ (uL) Soil Aliquot Volume: \_\_\_\_\_ (uL)

CONCENTRATION UNITS:  
(ug/L or ug/Kg) UG/L Q

CAS NO.	COMPOUND		
79-01-6	Trichloroethene	3300	D
108-87-2	Methylcyclohexane	800	U
78-87-5	1,2-Dichloropropane	800	U
75-27-4	Bromodichloromethane	800	U
10061-01-5	cis-1,3-Dichloropropene	800	U
108-10-1	4-Methyl-2-Pentanone	800	U
108-88-3	Toluene	800	U
10061-02-6	trans-1,3-Dichloropropene	800	U
79-00-5	1,1,2-Trichloroethane	800	U
127-18-4	Tetrachloroethene	10000	D
591-78-6	2-Hexanone	800	U
124-48-1	Dibromochloromethane	800	U
106-93-4	1,2-Dibromoethane	800	U
108-90-7	Chlorobenzene	800	U
100-41-4	Ethylbenzene	800	U
1330-20-7	Xylene (Total)	800	U
100-42-5	Styrene	800	U
75-25-2	Bromoform	800	U
98-82-8	Isopropylbenzene	800	U
79-34-5	1,1,2,2-Tetrachloroethane	800	U
541-73-1	1,3-Dichlorobenzene	800	U
106-46-7	1,4-Dichlorobenzene	800	U
95-50-1	1,2-Dichlorobenzene	800	U
96-12-8	1,2-Dibromo-3-chloropropane	800	U
120-82-1	1,2,4-Trichlorobenzene	800	U

1F  
VOLATILE ORGANICS ANALYSIS DATA SHEET  
TENTATIVELY IDENTIFIED COMPOUNDS

EPA SAMPLE NO.

BR417432DL

Lab Name: MITKEM CORPORATION Contract: \_\_\_\_\_

Lab Code: MITKEM Case No.: \_\_\_\_\_ SAS No.: \_\_\_\_\_ SDG No.: MD0410

Matrix: (soil/water) WATER Lab Sample ID: D0410-02ADL

Sample wt/vol: 5.000 (g/mL) ML Lab File ID: V2G7927

Level: (low/med) LOW Date Received: 04/08/05

% Moisture: not dec. \_\_\_\_\_ Date Analyzed: 04/14/05

GC Column: DB-624 ID: 0.25 (mm) Dilution Factor: 80.0

Soil Extract Volume: \_\_\_\_\_ (uL) Soil Aliquot Volume: \_\_\_\_\_ (uL)

Number TICs found: 0 CONCENTRATION UNITS:  
(ug/L or ug/Kg) ug/L

CAS NUMBER	COMPOUND NAME	RT	EST. CONC.	Q
=====	=====	=====	=====	=====
1.				
2.				
3.				
4.				
5.				
6.				
7.				
8.				
9.				
10.				
11.				
12.				
13.				
14.				
15.				
16.				
17.				
18.				
19.				
20.				
21.				
22.				
23.				
24.				
25.				
26.				
27.				
28.				
29.				
30.				



1A  
VOLATILE ORGANICS ANALYSIS DATA SHEET

EPA SAMPLE NO.

BR547562

Lab Name: MITKEM CORPORATION Contract: \_\_\_\_\_

Lab Code: MITKEM Case No.: \_\_\_\_\_ SAS No.: \_\_\_\_\_ SDG No.: MD0410

Matrix: (soil/water) WATER Lab Sample ID: D0410-03A

Sample wt/vol: 5.000 (g/mL) ML Lab File ID: V2G7921

Level: (low/med) LOW Date Received: 04/08/05

% Moisture: not dec. \_\_\_\_\_ Date Analyzed: 04/13/05

GC Column: DB-624 ID: 0.25 (mm) Dilution Factor: 1.0

Soil Extract Volume: \_\_\_\_\_ (uL) Soil Aliquot Volume: \_\_\_\_\_ (uL)

CONCENTRATION UNITS:  
(ug/L or ug/Kg) UG/L Q

CAS NO.	COMPOUND		
75-71-8	Dichlorodifluoromethane	10	U
74-87-3	Chloromethane	10	U
75-01-4	Vinyl Chloride	150	
74-83-9	Bromomethane	10	U
75-00-3	Chloroethane	10	U
75-69-4	Trichlorofluoromethane	10	U
75-35-4	1,1-Dichloroethene	19	
76-13-1	1,1,2-Trichloro-1,2,2-trifluoroethane	10	U
67-64-1	Acetone	10	U
75-15-0	Carbon Disulfide	10	U
79-20-9	Methyl Acetate	10	U
75-09-2	Methylene Chloride	10	U
156-60-5	trans-1,2-Dichloroethene	6	J
1634-04-4	Methyl tert-Butyl Ether	10	U
75-34-3	1,1-Dichloroethane	2	J
156-59-2	cis-1,2-Dichloroethene	830	E
78-93-3	2-Butanone	10	U
67-66-3	Chloroform	10	U
71-55-6	1,1,1-Trichloroethane	10	U
110-82-7	Cyclohexane	1	J
56-23-5	Carbon Tetrachloride	10	U
71-43-2	Benzene	2	J
107-06-2	1,2-Dichloroethane	10	U

1B  
VOLATILE ORGANICS ANALYSIS DATA SHEET

EPA SAMPLE NO.

BR547562

Lab Name: MITKEM CORPORATION Contract: \_\_\_\_\_

Lab Code: MITKEM Case No.: \_\_\_\_\_ SAS No.: \_\_\_\_\_ SDG No.: MD0410

Matrix: (soil/water) WATER Lab Sample ID: D0410-03A

Sample wt/vol: 5.000 (g/mL) ML Lab File ID: V2G7921

Level: (low/med) LOW Date Received: 04/08/05

% Moisture: not dec. \_\_\_\_\_ Date Analyzed: 04/13/05

GC Column: DB-624 ID: 0.25 (mm) Dilution Factor: 1.0

Soil Extract Volume: \_\_\_\_\_ (uL) Soil Aliquot Volume: \_\_\_\_\_ (uL)

CONCENTRATION UNITS:  
(ug/L or ug/Kg) UG/L Q

CAS NO.	COMPOUND		
79-01-6	Trichloroethene	1500	E
108-87-2	Methylcyclohexane	10	U
78-87-5	1,2-Dichloropropane	10	U
75-27-4	Bromodichloromethane	10	U
10061-01-5	cis-1,3-Dichloropropene	10	U
108-10-1	4-Methyl-2-Pentanone	10	U
108-88-3	Toluene	10	U
10061-02-6	trans-1,3-Dichloropropene	10	U
79-00-5	1,1,2-Trichloroethane	10	U
127-18-4	Tetrachloroethene	2600	E
591-78-6	2-Hexanone	10	U
124-48-1	Dibromochloromethane	10	U
106-93-4	1,2-Dibromoethane	10	U
108-90-7	Chlorobenzene	10	U
100-41-4	Ethylbenzene	10	U
1330-20-7	Xylene (Total)	10	U
100-42-5	Styrene	10	U
75-25-2	Bromoform	10	U
98-82-8	Isopropylbenzene	10	U
79-34-5	1,1,2,2-Tetrachloroethane	10	U
541-73-1	1,3-Dichlorobenzene	10	U
106-46-7	1,4-Dichlorobenzene	10	U
95-50-1	1,2-Dichlorobenzene	10	U
96-12-8	1,2-Dibromo-3-chloropropane	10	U
120-82-1	1,2,4-Trichlorobenzene	10	U

1F  
VOLATILE ORGANICS ANALYSIS DATA SHEET  
TENTATIVELY IDENTIFIED COMPOUNDS

EPA SAMPLE NO.

BR547562

Lab Name: MITKEM CORPORATION Contract: \_\_\_\_\_

Lab Code: MITKEM Case No.: \_\_\_\_\_ SAS No.: \_\_\_\_\_ SDG No.: MD0410

Matrix: (soil/water) WATER Lab Sample ID: D0410-03A

Sample wt/vol: 5.000 (g/mL) ML Lab File ID: V2G7921

Level: (low/med) LOW Date Received: 04/08/05

% Moisture: not dec. \_\_\_\_\_ Date Analyzed: 04/13/05

GC Column: DB-624 ID: 0.25 (mm) Dilution Factor: 1.0

Soil Extract Volume: \_\_\_\_\_ (uL) Soil Aliquot Volume: \_\_\_\_\_ (uL)

Number TICs found: 0 CONCENTRATION UNITS:  
(ug/L or ug/Kg) ug/L

CAS NUMBER	COMPOUND NAME	RT	EST. CONC.	Q
1.				
2.				
3.				
4.				
5.				
6.				
7.				
8.				
9.				
10.				
11.				
12.				
13.				
14.				
15.				
16.				
17.				
18.				
19.				
20.				
21.				
22.				
23.				
24.				
25.				
26.				
27.				
28.				
29.				
30.				

1A  
VOLATILE ORGANICS ANALYSIS DATA SHEET

EPA SAMPLE NO.

BR547562DL

Lab Name: MITKEM CORPORATION Contract: \_\_\_\_\_

Lab Code: MITKEM Case No.: \_\_\_\_\_ SAS No.: \_\_\_\_\_ SDG No.: MD0410

Matrix: (soil/water) WATER Lab Sample ID: D0410-03ADL

Sample wt/vol: 5.000 (g/mL) ML Lab File ID: V2G7928

Level: (low/med) LOW Date Received: 04/08/05

% Moisture: not dec. \_\_\_\_\_ Date Analyzed: 04/14/05

GC Column: DB-624 ID: 0.25 (mm) Dilution Factor: 20.0

Soil Extract Volume: \_\_\_\_\_ (uL) Soil Aliquot Volume: \_\_\_\_\_ (uL)

CONCENTRATION UNITS:  
(ug/L or ug/Kg) UG/L Q

CAS NO.	COMPOUND		
75-71-8	Dichlorodifluoromethane	200	U
74-87-3	Chloromethane	200	U
75-01-4	Vinyl Chloride	140	DJ
74-83-9	Bromomethane	200	U
75-00-3	Chloroethane	200	U
75-69-4	Trichlorofluoromethane	200	U
75-35-4	1,1-Dichloroethene	21	DJ
76-13-1	1,1,2-Trichloro-1,2,2-trifluoroethane	200	U
67-64-1	Acetone	200	U
75-15-0	Carbon Disulfide	200	U
79-20-9	Methyl Acetate	200	U
75-09-2	Methylene Chloride	200	U
156-60-5	trans-1,2-Dichloroethene	200	U
1634-04-4	Methyl tert-Butyl Ether	200	U
75-34-3	1,1-Dichloroethane	200	U
156-59-2	cis-1,2-Dichloroethene	910	D
78-93-3	2-Butanone	200	U
67-66-3	Chloroform	200	U
71-55-6	1,1,1-Trichloroethane	200	U
110-82-7	Cyclohexane	200	U
56-23-5	Carbon Tetrachloride	200	U
71-43-2	Benzene	200	U
107-06-2	1,2-Dichloroethane	200	U

1B  
VOLATILE ORGANICS ANALYSIS DATA SHEET

EPA SAMPLE NO.

BR547562DL

Lab Name: MITKEM CORPORATION Contract: \_\_\_\_\_

Lab Code: MITKEM Case No.: \_\_\_\_\_ SAS No.: \_\_\_\_\_ SDG No.: MD0410

Matrix: (soil/water) WATER Lab Sample ID: D0410-03ADL

Sample wt/vol: 5.000 (g/mL) ML Lab File ID: V2G7928

Level: (low/med) LOW Date Received: 04/08/05

% Moisture: not dec. \_\_\_\_\_ Date Analyzed: 04/14/05

GC Column: DB-624 ID: 0.25 (mm) Dilution Factor: 20.0

Soil Extract Volume: \_\_\_\_\_ (uL) Soil Aliquot Volume: \_\_\_\_\_ (uL)

CONCENTRATION UNITS:  
(ug/L or ug/Kg) UG/L Q

CAS NO.	COMPOUND		
79-01-6	Trichloroethene	1600	D
108-87-2	Methylcyclohexane	200	U
78-87-5	1,2-Dichloropropane	200	U
75-27-4	Bromodichloromethane	200	U
10061-01-5	cis-1,3-Dichloropropene	200	U
108-10-1	4-Methyl-2-Pentanone	200	U
108-88-3	Toluene	200	U
10061-02-6	trans-1,3-Dichloropropene	200	U
79-00-5	1,1,2-Trichloroethane	200	U
127-18-4	Tetrachloroethene	2900	D
591-78-6	2-Hexanone	200	U
124-48-1	Dibromochloromethane	200	U
106-93-4	1,2-Dibromoethane	200	U
108-90-7	Chlorobenzene	200	U
100-41-4	Ethylbenzene	200	U
1330-20-7	Xylene (Total)	200	U
100-42-5	Styrene	200	U
75-25-2	Bromoform	200	U
98-82-8	Isopropylbenzene	200	U
79-34-5	1,1,2,2-Tetrachloroethane	200	U
541-73-1	1,3-Dichlorobenzene	200	U
106-46-7	1,4-Dichlorobenzene	200	U
95-50-1	1,2-Dichlorobenzene	200	U
96-12-8	1,2-Dibromo-3-chloropropane	200	U
120-82-1	1,2,4-Trichlorobenzene	200	U

1F  
VOLATILE ORGANICS ANALYSIS DATA SHEET  
TENTATIVELY IDENTIFIED COMPOUNDS

EPA SAMPLE NO.

BR547562DL

Lab Name: MITKEM CORPORATION Contract: \_\_\_\_\_

Lab Code: MITKEM Case No.: \_\_\_\_\_ SAS No.: \_\_\_\_\_ SDG No.: MD0410

Matrix: (soil/water) WATER Lab Sample ID: D0410-03ADL

Sample wt/vol: 5.000 (g/mL) ML Lab File ID: V2G7928

Level: (low/med) LOW Date Received: 04/08/05

% Moisture: not dec. \_\_\_\_\_ Date Analyzed: 04/14/05

GC Column: DB-624 ID: 0.25 (mm) Dilution Factor: 20.0

Soil Extract Volume: \_\_\_\_\_ (uL) Soil Aliquot Volume: \_\_\_\_\_ (uL)

Number TICs found: 0 CONCENTRATION UNITS:  
(ug/L or ug/Kg) ug/L

CAS NUMBER	COMPOUND NAME	RT	EST. CONC.	Q
1.				
2.				
3.				
4.				
5.				
6.				
7.				
8.				
9.				
10.				
11.				
12.				
13.				
14.				
15.				
16.				
17.				
18.				
19.				
20.				
21.				
22.				
23.				
24.				
25.				
26.				
27.				
28.				
29.				
30.				

1A  
VOLATILE ORGANICS ANALYSIS DATA SHEET

EPA SAMPLE NO.

BR677692

Lab Name: MITKEM CORPORATION Contract: \_\_\_\_\_

Lab Code: MITKEM Case No.: \_\_\_\_\_ SAS No.: \_\_\_\_\_ SDG No.: MD0410

Matrix: (soil/water) WATER Lab Sample ID: D0410-04A

Sample wt/vol: 5.000 (g/mL) ML Lab File ID: V2G7922

Level: (low/med) LOW Date Received: 04/08/05

% Moisture: not dec. \_\_\_\_\_ Date Analyzed: 04/13/05

GC Column: DB-624 ID: 0.25 (mm) Dilution Factor: 1.0

Soil Extract Volume: \_\_\_\_\_ (uL) Soil Aliquot Volume: \_\_\_\_\_ (uL)

CONCENTRATION UNITS:  
(ug/L or ug/Kg) UG/L Q

CAS NO.	COMPOUND		
75-71-8	Dichlorodifluoromethane	10	U
74-87-3	Chloromethane	10	U
75-01-4	Vinyl Chloride	21	
74-83-9	Bromomethane	10	U
75-00-3	Chloroethane	2	J
75-69-4	Trichlorofluoromethane	10	U
75-35-4	1,1-Dichloroethene	3	J
76-13-1	1,1,2-Trichloro-1,2,2-trifluoroethane	10	U
67-64-1	Acetone	10	U
75-15-0	Carbon Disulfide	10	U
79-20-9	Methyl Acetate	10	U
75-09-2	Methylene Chloride	10	U
156-60-5	trans-1,2-Dichloroethene	4	J
1634-04-4	Methyl tert-Butyl Ether	10	U
75-34-3	1,1-Dichloroethane	10	U
156-59-2	cis-1,2-Dichloroethene	380	E
78-93-3	2-Butanone	10	U
67-66-3	Chloroform	10	U
71-55-6	1,1,1-Trichloroethane	10	U
110-82-7	Cyclohexane	10	U
56-23-5	Carbon Tetrachloride	10	U
71-43-2	Benzene	2	J
107-06-2	1,2-Dichloroethane	10	U

1B  
VOLATILE ORGANICS ANALYSIS DATA SHEET

EPA SAMPLE NO.

BR677692

Lab Name: MITKEM CORPORATION Contract: \_\_\_\_\_

Lab Code: MITKEM Case No.: \_\_\_\_\_ SAS No.: \_\_\_\_\_ SDG No.: MD0410

Matrix: (soil/water) WATER Lab Sample ID: D0410-04A

Sample wt/vol: 5.000 (g/mL) ML Lab File ID: V2G7922

Level: (low/med) LOW Date Received: 04/08/05

% Moisture: not dec. \_\_\_\_\_ Date Analyzed: 04/13/05

GC Column: DB-624 ID: 0.25 (mm) Dilution Factor: 1.0

Soil Extract Volume: \_\_\_\_\_ (uL) Soil Aliquot Volume: \_\_\_\_\_ (uL)

CONCENTRATION UNITS:  
(ug/L or ug/Kg) UG/L Q

CAS NO.	COMPOUND		
79-01-6	Trichloroethene	210	E
108-87-2	Methylcyclohexane	10	U
78-87-5	1,2-Dichloropropane	10	U
75-27-4	Bromodichloromethane	10	U
10061-01-5	cis-1,3-Dichloropropene	10	U
108-10-1	4-Methyl-2-Pentanone	10	U
108-88-3	Toluene	10	U
10061-02-6	trans-1,3-Dichloropropene	10	U
79-00-5	1,1,2-Trichloroethane	10	U
127-18-4	Tetrachloroethene	270	E
591-78-6	2-Hexanone	10	U
124-48-1	Dibromochloromethane	10	U
106-93-4	1,2-Dibromoethane	10	U
108-90-7	Chlorobenzene	10	U
100-41-4	Ethylbenzene	10	U
1330-20-7	Xylene (Total)	10	U
100-42-5	Styrene	10	U
75-25-2	Bromoform	10	U
98-82-8	Isopropylbenzene	10	U
79-34-5	1,1,2,2-Tetrachloroethane	10	U
541-73-1	1,3-Dichlorobenzene	10	U
106-46-7	1,4-Dichlorobenzene	10	U
95-50-1	1,2-Dichlorobenzene	10	U
96-12-8	1,2-Dibromo-3-chloropropane	10	U
120-82-1	1,2,4-Trichlorobenzene	10	U



1F  
VOLATILE ORGANICS ANALYSIS DATA SHEET  
TENTATIVELY IDENTIFIED COMPOUNDS

EPA SAMPLE NO.

BR677692

Lab Name: MITKEM CORPORATION Contract: \_\_\_\_\_

Lab Code: MITKEM Case No.: \_\_\_\_\_ SAS No.: \_\_\_\_\_ SDG No.: MD0410

Matrix: (soil/water) WATER Lab Sample ID: D0410-04A

Sample wt/vol: 5.000 (g/mL) ML Lab File ID: V2G7922

Level: (low/med) LOW Date Received: 04/08/05

% Moisture: not dec. \_\_\_\_\_ Date Analyzed: 04/13/05

GC Column: DB-624 ID: 0.25 (mm) Dilution Factor: 1.0

Soil Extract Volume: \_\_\_\_\_ (uL) Soil Aliquot Volume: \_\_\_\_\_ (uL)

Number TICs found: 0 CONCENTRATION UNITS:  
(ug/L or ug/Kg) ug/L

CAS NUMBER	COMPOUND NAME	RT	EST. CONC.	Q
=====	=====	=====	=====	=====
1.				
2.				
3.				
4.				
5.				
6.				
7.				
8.				
9.				
10.				
11.				
12.				
13.				
14.				
15.				
16.				
17.				
18.				
19.				
20.				
21.				
22.				
23.				
24.				
25.				
26.				
27.				
28.				
29.				
30.				

1A  
VOLATILE ORGANICS ANALYSIS DATA SHEET

EPA SAMPLE NO.

BR677692DL

Lab Name: MITKEM CORPORATION Contract: \_\_\_\_\_

Lab Code: MITKEM Case No.: \_\_\_\_\_ SAS No.: \_\_\_\_\_ SDG No.: MD0410

Matrix: (soil/water) WATER Lab Sample ID: D0410-04ADL

Sample wt/vol: 5.000 (g/mL) ML Lab File ID: V2G7929

Level: (low/med) LOW Date Received: 04/08/05

% Moisture: not dec. \_\_\_\_\_ Date Analyzed: 04/14/05

GC Column: DB-624 ID: 0.25 (mm) Dilution Factor: 3.0

Soil Extract Volume: \_\_\_\_\_ (uL) Soil Aliquot Volume: \_\_\_\_\_ (uL)

CONCENTRATION UNITS:  
(ug/L or ug/Kg) UG/L Q

CAS NO.	COMPOUND		
75-71-8	Dichlorodifluoromethane	30	U
74-87-3	Chloromethane	30	U
75-01-4	Vinyl Chloride	21	DJ
74-83-9	Bromomethane	30	U
75-00-3	Chloroethane	30	U
75-69-4	Trichlorofluoromethane	30	U
75-35-4	1,1-Dichloroethene	30	U
76-13-1	1,1,2-Trichloro-1,2,2-trifluoroethane	30	U
67-64-1	Acetone	30	U
75-15-0	Carbon Disulfide	30	U
79-20-9	Methyl Acetate	30	U
75-09-2	Methylene Chloride	30	U
156-60-5	trans-1,2-Dichloroethene	3	DJ
1634-04-4	Methyl tert-Butyl Ether	30	U
75-34-3	1,1-Dichloroethane	30	U
156-59-2	cis-1,2-Dichloroethene	420	D
78-93-3	2-Butanone	30	U
67-66-3	Chloroform	30	U
71-55-6	1,1,1-Trichloroethane	30	U
110-82-7	Cyclohexane	30	U
56-23-5	Carbon Tetrachloride	30	U
71-43-2	Benzene	30	U
107-06-2	1,2-Dichloroethane	30	U

1B  
VOLATILE ORGANICS ANALYSIS DATA SHEET

EPA SAMPLE NO.

BR677692DL

Lab Name: MITKEM CORPORATION Contract: \_\_\_\_\_

Lab Code: MITKEM Case No.: \_\_\_\_\_ SAS No.: \_\_\_\_\_ SDG No.: MD0410

Matrix: (soil/water) WATER Lab Sample ID: D0410-04ADL

Sample wt/vol: 5.000 (g/mL) ML Lab File ID: V2G7929

Level: (low/med) LOW Date Received: 04/08/05

% Moisture: not dec. \_\_\_\_\_ Date Analyzed: 04/14/05

GC Column: DB-624 ID: 0.25 (mm) Dilution Factor: 3.0

Soil Extract Volume: \_\_\_\_\_ (uL) Soil Aliquot Volume: \_\_\_\_\_ (uL)

CONCENTRATION UNITS:  
(ug/L or ug/Kg) UG/L Q

CAS NO.	COMPOUND		
79-01-6	Trichloroethene	200	D
108-87-2	Methylcyclohexane	30	U
78-87-5	1,2-Dichloropropane	30	U
75-27-4	Bromodichloromethane	30	U
10061-01-5	cis-1,3-Dichloropropene	30	U
108-10-1	4-Methyl-2-Pentanone	30	U
108-88-3	Toluene	30	U
10061-02-6	trans-1,3-Dichloropropene	30	U
79-00-5	1,1,2-Trichloroethane	30	U
127-18-4	Tetrachloroethene	230	D
591-78-6	2-Hexanone	30	U
124-48-1	Dibromochloromethane	30	U
106-93-4	1,2-Dibromoethane	30	U
108-90-7	Chlorobenzene	30	U
100-41-4	Ethylbenzene	30	U
1330-20-7	Xylene (Total)	30	U
100-42-5	Styrene	30	U
75-25-2	Bromoform	30	U
98-82-8	Isopropylbenzene	30	U
79-34-5	1,1,2,2-Tetrachloroethane	30	U
541-73-1	1,3-Dichlorobenzene	30	U
106-46-7	1,4-Dichlorobenzene	30	U
95-50-1	1,2-Dichlorobenzene	30	U
96-12-8	1,2-Dibromo-3-chloropropane	30	U
120-82-1	1,2,4-Trichlorobenzene	30	U

1F  
VOLATILE ORGANICS ANALYSIS DATA SHEET  
TENTATIVELY IDENTIFIED COMPOUNDS

EPA SAMPLE NO.

BR677692DL

Lab Name: MITKEM CORPORATION Contract: \_\_\_\_\_

Lab Code: MITKEM Case No.: \_\_\_\_\_ SAS No.: \_\_\_\_\_ SDG No.: MD0410

Matrix: (soil/water) WATER Lab Sample ID: D0410-04ADL

Sample wt/vol: 5.000 (g/mL) ML Lab File ID: V2G7929

Level: (low/med) LOW Date Received: 04/08/05

% Moisture: not dec. \_\_\_\_\_ Date Analyzed: 04/14/05

GC Column: DB-624 ID: 0.25 (mm) Dilution Factor: 3.0

Soil Extract Volume: \_\_\_\_\_ (uL) Soil Aliquot Volume: \_\_\_\_\_ (uL)

Number TICs found: 0 CONCENTRATION UNITS:  
(ug/L or ug/Kg) ug/L

CAS NUMBER	COMPOUND NAME	RT	EST. CONC.	Q
=====	=====	=====	=====	=====
1.				
2.				
3.				
4.				
5.				
6.				
7.				
8.				
9.				
10.				
11.				
12.				
13.				
14.				
15.				
16.				
17.				
18.				
19.				
20.				
21.				
22.				
23.				
24.				
25.				
26.				
27.				
28.				
29.				
30.				

1A  
VOLATILE ORGANICS ANALYSIS DATA SHEET

EPA SAMPLE NO.

BR807822

Lab Name: MITKEM CORPORATION Contract: \_\_\_\_\_

Lab Code: MITKEM Case No.: \_\_\_\_\_ SAS No.: \_\_\_\_\_ SDG No.: MD0410

Matrix: (soil/water) WATER Lab Sample ID: D0410-05A

Sample wt/vol: 5.000 (g/mL) ML Lab File ID: V2G7923

Level: (low/med) LOW Date Received: 04/08/05

% Moisture: not dec. \_\_\_\_\_ Date Analyzed: 04/13/05

GC Column: DB-624 ID: 0.25 (mm) Dilution Factor: 1.0

Soil Extract Volume: \_\_\_\_\_ (uL) Soil Aliquot Volume: \_\_\_\_\_ (uL)

CONCENTRATION UNITS:  
(ug/L or ug/Kg) UG/L Q

CAS NO.	COMPOUND		
75-71-8	Dichlorodifluoromethane	10	U
74-87-3	Chloromethane	10	U
75-01-4	Vinyl Chloride	17	
74-83-9	Bromomethane	10	U
75-00-3	Chloroethane	7	J
75-69-4	Trichlorofluoromethane	10	U
75-35-4	1,1-Dichloroethene	10	U
76-13-1	1,1,2-Trichloro-1,2,2-trifluoroethane	10	U
67-64-1	Acetone	10	U
75-15-0	Carbon Disulfide	10	U
79-20-9	Methyl Acetate	10	U
75-09-2	Methylene Chloride	10	U
156-60-5	trans-1,2-Dichloroethene	2	J
1634-04-4	Methyl tert-Butyl Ether	10	U
75-34-3	1,1-Dichloroethane	10	U
156-59-2	cis-1,2-Dichloroethene	440	E
78-93-3	2-Butanone	10	U
67-66-3	Chloroform	10	U
71-55-6	1,1,1-Trichloroethane	10	U
110-82-7	Cyclohexane	10	U
56-23-5	Carbon Tetrachloride	10	U
71-43-2	Benzene	3	J
107-06-2	1,2-Dichloroethane	10	U

1B  
VOLATILE ORGANICS ANALYSIS DATA SHEET

EPA SAMPLE NO.

BR807822

Lab Name: MITKEM CORPORATION Contract: \_\_\_\_\_

Lab Code: MITKEM Case No.: \_\_\_\_\_ SAS No.: \_\_\_\_\_ SDG No.: MD0410

Matrix: (soil/water) WATER Lab Sample ID: D0410-05A

Sample wt/vol: 5.000 (g/mL) ML Lab File ID: V2G7923

Level: (low/med) LOW Date Received: 04/08/05

% Moisture: not dec. \_\_\_\_\_ Date Analyzed: 04/13/05

GC Column: DB-624 ID: 0.25 (mm) Dilution Factor: 1.0

Soil Extract Volume: \_\_\_\_\_ (uL) Soil Aliquot Volume: \_\_\_\_\_ (uL)

CAS NO. COMPOUND CONCENTRATION UNITS:  
(ug/L or ug/Kg) UG/L Q

79-01-6	Trichloroethene	47	
108-87-2	Methylcyclohexane	10	U
78-87-5	1,2-Dichloropropane	10	U
75-27-4	Bromodichloromethane	10	U
10061-01-5	cis-1,3-Dichloropropene	10	U
108-10-1	4-Methyl-2-Pentanone	10	U
108-88-3	Toluene	10	U
10061-02-6	trans-1,3-Dichloropropene	10	U
79-00-5	1,1,2-Trichloroethane	10	U
127-18-4	Tetrachloroethene	190	
591-78-6	2-Hexanone	10	U
124-48-1	Dibromochloromethane	10	U
106-93-4	1,2-Dibromoethane	10	U
108-90-7	Chlorobenzene	10	U
100-41-4	Ethylbenzene	10	U
1330-20-7	Xylene (Total)	10	U
100-42-5	Styrene	10	U
75-25-2	Bromoform	10	U
98-82-8	Isopropylbenzene	10	U
79-34-5	1,1,2,2-Tetrachloroethane	10	U
541-73-1	1,3-Dichlorobenzene	10	U
106-46-7	1,4-Dichlorobenzene	10	U
95-50-1	1,2-Dichlorobenzene	10	U
96-12-8	1,2-Dibromo-3-chloropropane	10	U
120-82-1	1,2,4-Trichlorobenzene	10	U

1F  
VOLATILE ORGANICS ANALYSIS DATA SHEET  
TENTATIVELY IDENTIFIED COMPOUNDS

EPA SAMPLE NO.

BR807822

Lab Name: MITKEM CORPORATION Contract: \_\_\_\_\_

Lab Code: MITKEM Case No.: \_\_\_\_\_ SAS No.: \_\_\_\_\_ SDG No.: MD0410

Matrix: (soil/water) WATER Lab Sample ID: D0410-05A

Sample wt/vol: 5.000 (g/mL) ML Lab File ID: V2G7923

Level: (low/med) LOW Date Received: 04/08/05

% Moisture: not dec. \_\_\_\_\_ Date Analyzed: 04/13/05

GC Column: DB-624 ID: 0.25 (mm) Dilution Factor: 1.0

Soil Extract Volume: \_\_\_\_\_ (uL) Soil Aliquot Volume: \_\_\_\_\_ (uL)

Number TICs found: 0 CONCENTRATION UNITS:  
(ug/L or ug/Kg) ug/L

CAS NUMBER	COMPOUND NAME	RT	EST. CONC.	Q
=====	=====	=====	=====	=====
1.				
2.				
3.				
4.				
5.				
6.				
7.				
8.				
9.				
10.				
11.				
12.				
13.				
14.				
15.				
16.				
17.				
18.				
19.				
20.				
21.				
22.				
23.				
24.				
25.				
26.				
27.				
28.				
29.				
30.				

1A  
VOLATILE ORGANICS ANALYSIS DATA SHEET

EPA SAMPLE NO.

BR807822DL

Lab Name: MITKEM CORPORATION Contract: \_\_\_\_\_

Lab Code: MITKEM Case No.: \_\_\_\_\_ SAS No.: \_\_\_\_\_ SDG No.: MD0410

Matrix: (soil/water) WATER Lab Sample ID: D0410-05ADL

Sample wt/vol: 5.000 (g/mL) ML Lab File ID: V2G7930

Level: (low/med) LOW Date Received: 04/08/05

% Moisture: not dec. \_\_\_\_\_ Date Analyzed: 04/14/05

GC Column: DB-624 ID: 0.25 (mm) Dilution Factor: 4.0

Soil Extract Volume: \_\_\_\_\_ (uL) Soil Aliquot Volume: \_\_\_\_\_ (uL)

CONCENTRATION UNITS:  
(ug/L or ug/Kg) UG/L Q

CAS NO.	COMPOUND		
75-71-8	Dichlorodifluoromethane	40	U
74-87-3	Chloromethane	40	U
75-01-4	Vinyl Chloride	17	DJ
74-83-9	Bromomethane	40	U
75-00-3	Chloroethane	8	DJ
75-69-4	Trichlorofluoromethane	40	U
75-35-4	1,1-Dichloroethene	40	U
76-13-1	1,1,2-Trichloro-1,2,2-trifluoroethane	40	U
67-64-1	Acetone	40	U
75-15-0	Carbon Disulfide	40	U
79-20-9	Methyl Acetate	40	U
75-09-2	Methylene Chloride	40	U
156-60-5	trans-1,2-Dichloroethene	40	U
1634-04-4	Methyl tert-Butyl Ether	40	U
75-34-3	1,1-Dichloroethane	40	U
156-59-2	cis-1,2-Dichloroethene	490	D
78-93-3	2-Butanone	40	U
67-66-3	Chloroform	40	U
71-55-6	1,1,1-Trichloroethane	40	U
110-82-7	Cyclohexane	40	U
56-23-5	Carbon Tetrachloride	40	U
71-43-2	Benzene	40	U
107-06-2	1,2-Dichloroethane	40	U



1B  
VOLATILE ORGANICS ANALYSIS DATA SHEET

EPA SAMPLE NO.

BR807822DL

Lab Name: MITKEM CORPORATION Contract: \_\_\_\_\_

Lab Code: MITKEM Case No.: \_\_\_\_\_ SAS No.: \_\_\_\_\_ SDG No.: MD0410

Matrix: (soil/water) WATER Lab Sample ID: D0410-05ADL

Sample wt/vol: 5.000 (g/mL) ML Lab File ID: V2G7930

Level: (low/med) LOW Date Received: 04/08/05

% Moisture: not dec. \_\_\_\_\_ Date Analyzed: 04/14/05

GC Column: DB-624 ID: 0.25 (mm) Dilution Factor: 4.0

Soil Extract Volume: \_\_\_\_\_ (uL) Soil Aliquot Volume: \_\_\_\_\_ (uL)

CONCENTRATION UNITS:  
(ug/L or ug/Kg) UG/L Q

CAS NO.	COMPOUND		
79-01-6	Trichloroethene	43	D
108-87-2	Methylcyclohexane	40	U
78-87-5	1,2-Dichloropropane	40	U
75-27-4	Bromodichloromethane	40	U
10061-01-5	cis-1,3-Dichloropropene	40	U
108-10-1	4-Methyl-2-Pentanone	40	U
108-88-3	Toluene	40	U
10061-02-6	trans-1,3-Dichloropropene	40	U
79-00-5	1,1,2-Trichloroethane	40	U
127-18-4	Tetrachloroethene	170	D
591-78-6	2-Hexanone	40	U
124-48-1	Dibromochloromethane	40	U
106-93-4	1,2-Dibromoethane	40	U
108-90-7	Chlorobenzene	40	U
100-41-4	Ethylbenzene	40	U
1330-20-7	Xylene (Total)	40	U
100-42-5	Styrene	40	U
75-25-2	Bromoform	40	U
98-82-8	Isopropylbenzene	40	U
79-34-5	1,1,2,2-Tetrachloroethane	40	U
541-73-1	1,3-Dichlorobenzene	40	U
106-46-7	1,4-Dichlorobenzene	40	U
95-50-1	1,2-Dichlorobenzene	40	U
96-12-8	1,2-Dibromo-3-chloropropane	40	U
120-82-1	1,2,4-Trichlorobenzene	40	U

1F  
VOLATILE ORGANICS ANALYSIS DATA SHEET  
TENTATIVELY IDENTIFIED COMPOUNDS

EPA SAMPLE NO.

BR807822DL

Lab Name: MITKEM CORPORATION Contract: \_\_\_\_\_

Lab Code: MITKEM Case No.: \_\_\_\_\_ SAS No.: \_\_\_\_\_ SDG No.: MD0410

Matrix: (soil/water) WATER Lab Sample ID: D0410-05ADL

Sample wt/vol: 5.000 (g/mL) ML Lab File ID: V2G7930

Level: (low/med) LOW Date Received: 04/08/05

% Moisture: not dec. \_\_\_\_\_ Date Analyzed: 04/14/05

GC Column: DB-624 ID: 0.25 (mm) Dilution Factor: 4.0

Soil Extract Volume: \_\_\_\_\_ (uL) Soil Aliquot Volume: \_\_\_\_\_ (uL)

Number TICs found: 0 CONCENTRATION UNITS:  
(ug/L or ug/Kg) ug/L

CAS NUMBER	COMPOUND NAME	RT	EST. CONC.	Q
=====	=====	=====	=====	=====
1.				
2.				
3.				
4.				
5.				
6.				
7.				
8.				
9.				
10.				
11.				
12.				
13.				
14.				
15.				
16.				
17.				
18.				
19.				
20.				
21.				
22.				
23.				
24.				
25.				
26.				
27.				
28.				
29.				
30.				

1A  
VOLATILE ORGANICS ANALYSIS DATA SHEET

EPA SAMPLE NO.

BR937952

Lab Name: MITKEM CORPORATION Contract: \_\_\_\_\_

Lab Code: MITKEM Case No.: \_\_\_\_\_ SAS No.: \_\_\_\_\_ SDG No.: MD0410

Matrix: (soil/water) WATER Lab Sample ID: D0410-06A

Sample wt/vol: 5.000 (g/mL) ML Lab File ID: V2G7925

Level: (low/med) LOW Date Received: 04/08/05

% Moisture: not dec. \_\_\_\_\_ Date Analyzed: 04/14/05

GC Column: DB-624 ID: 0.25 (mm) Dilution Factor: 1.0

Soil Extract Volume: \_\_\_\_\_ (uL) Soil Aliquot Volume: \_\_\_\_\_ (uL)

CONCENTRATION UNITS:  
(ug/L or ug/Kg) UG/L Q

CAS NO.	COMPOUND		
75-71-8	Dichlorodifluoromethane	10	U
74-87-3	Chloromethane	10	U
75-01-4	Vinyl Chloride	3	J
74-83-9	Bromomethane	10	U
75-00-3	Chloroethane	10	U
75-69-4	Trichlorofluoromethane	10	U
75-35-4	1,1-Dichloroethene	10	U
76-13-1	1,1,2-Trichloro-1,2,2-trifluoroethane	10	U
67-64-1	Acetone	10	U
75-15-0	Carbon Disulfide	10	U
79-20-9	Methyl Acetate	10	U
75-09-2	Methylene Chloride	10	U
156-60-5	trans-1,2-Dichloroethene	1	J
1634-04-4	Methyl tert-Butyl Ether	10	U
75-34-3	1,1-Dichloroethane	10	U
156-59-2	cis-1,2-Dichloroethene	27	
78-93-3	2-Butanone	10	U
67-66-3	Chloroform	10	U
71-55-6	1,1,1-Trichloroethane	10	U
110-82-7	Cyclohexane	10	U
56-23-5	Carbon Tetrachloride	10	U
71-43-2	Benzene	5	J
107-06-2	1,2-Dichloroethane	10	U

1B  
VOLATILE ORGANICS ANALYSIS DATA SHEET

EPA SAMPLE NO.

BR937952

Lab Name: MITKEM CORPORATION Contract: \_\_\_\_\_

Lab Code: MITKEM Case No.: \_\_\_\_\_ SAS No.: \_\_\_\_\_ SDG No.: MD0410

Matrix: (soil/water) WATER Lab Sample ID: D0410-06A

Sample wt/vol: 5.000 (g/mL) ML Lab File ID: V2G7925

Level: (low/med) LOW Date Received: 04/08/05

% Moisture: not dec. \_\_\_\_\_ Date Analyzed: 04/14/05

GC Column: DB-624 ID: 0.25 (mm) Dilution Factor: 1.0

Soil Extract Volume: \_\_\_\_\_ (uL) Soil Aliquot Volume: \_\_\_\_\_ (uL)

CONCENTRATION UNITS:  
(ug/L or ug/Kg) UG/L Q

CAS NO.	COMPOUND		
79-01-6	Trichloroethene	18	
108-87-2	Methylcyclohexane	10	U
78-87-5	1,2-Dichloropropane	10	U
75-27-4	Bromodichloromethane	10	U
10061-01-5	cis-1,3-Dichloropropene	10	U
108-10-1	4-Methyl-2-Pentanone	10	U
108-88-3	Toluene	10	U
10061-02-6	trans-1,3-Dichloropropene	10	U
79-00-5	1,1,2-Trichloroethane	10	U
127-18-4	Tetrachloroethene	96	
591-78-6	2-Hexanone	10	U
124-48-1	Dibromochloromethane	10	U
106-93-4	1,2-Dibromoethane	10	U
108-90-7	Chlorobenzene	10	U
100-41-4	Ethylbenzene	10	U
1330-20-7	Xylene (Total)	10	U
100-42-5	Styrene	10	U
75-25-2	Bromoform	10	U
98-82-8	Isopropylbenzene	10	U
79-34-5	1,1,2,2-Tetrachloroethane	10	U
541-73-1	1,3-Dichlorobenzene	10	U
106-46-7	1,4-Dichlorobenzene	10	U
95-50-1	1,2-Dichlorobenzene	10	U
96-12-8	1,2-Dibromo-3-chloropropane	10	U
120-82-1	1,2,4-Trichlorobenzene	10	U

1F  
VOLATILE ORGANICS ANALYSIS DATA SHEET  
TENTATIVELY IDENTIFIED COMPOUNDS

EPA SAMPLE NO.

BR937952

Lab Name: MITKEM CORPORATION Contract: \_\_\_\_\_

Lab Code: MITKEM Case No.: \_\_\_\_\_ SAS No.: \_\_\_\_\_ SDG No.: MD0410

Matrix: (soil/water) WATER Lab Sample ID: D0410-06A

Sample wt/vol: 5.000 (g/mL) ML Lab File ID: V2G7925

Level: (low/med) LOW Date Received: 04/08/05

% Moisture: not dec. \_\_\_\_\_ Date Analyzed: 04/14/05

GC Column: DB-624 ID: 0.25 (mm) Dilution Factor: 1.0

Soil Extract Volume: \_\_\_\_\_ (uL) Soil Aliquot Volume: \_\_\_\_\_ (uL)

Number TICs found: 0 CONCENTRATION UNITS:  
(ug/L or ug/Kg) ug/L

CAS NUMBER	COMPOUND NAME	RT	EST. CONC.	Q
=====	=====	=====	=====	=====
1.				
2.				
3.				
4.				
5.				
6.				
7.				
8.				
9.				
10.				
11.				
12.				
13.				
14.				
15.				
16.				
17.				
18.				
19.				
20.				
21.				
22.				
23.				
24.				
25.				
26.				
27.				
28.				
29.				
30.				

1A  
VOLATILE ORGANICS ANALYSIS DATA SHEET

EPA SAMPLE NO.

TRIP-01

Lab Name: MITKEM CORPORATION Contract: \_\_\_\_\_

Lab Code: MITKEM Case No.: \_\_\_\_\_ SAS No.: \_\_\_\_\_ SDG No.: MD0410

Matrix: (soil/water) WATER Lab Sample ID: D0410-07A

Sample wt/vol: 5.000 (g/mL) ML Lab File ID: V2G7916

Level: (low/med) LOW Date Received: 04/08/05

% Moisture: not dec. \_\_\_\_\_ Date Analyzed: 04/13/05

GC Column: DB-624 ID: 0.25 (mm) Dilution Factor: 1.0

Soil Extract Volume: \_\_\_\_\_ (uL) Soil Aliquot Volume: \_\_\_\_\_ (uL)

CONCENTRATION UNITS:  
(ug/L or ug/Kg) UG/L Q

CAS NO.	COMPOUND		
75-71-8	Dichlorodifluoromethane	10	U
74-87-3	Chloromethane	10	U
75-01-4	Vinyl Chloride	10	U
74-83-9	Bromomethane	10	U
75-00-3	Chloroethane	10	U
75-69-4	Trichlorofluoromethane	10	U
75-35-4	1,1-Dichloroethene	10	U
76-13-1	1,1,2-Trichloro-1,2,2-trifluoroethane	10	U
67-64-1	Acetone	10	U
75-15-0	Carbon Disulfide	10	U
79-20-9	Methyl Acetate	10	U
75-09-2	Methylene Chloride	10	U
156-60-5	trans-1,2-Dichloroethene	10	U
1634-04-4	Methyl tert-Butyl Ether	10	U
75-34-3	1,1-Dichloroethane	10	U
156-59-2	cis-1,2-Dichloroethene	10	U
78-93-3	2-Butanone	10	U
67-66-3	Chloroform	10	U
71-55-6	1,1,1-Trichloroethane	10	U
110-82-7	Cyclohexane	10	U
56-23-5	Carbon Tetrachloride	10	U
71-43-2	Benzene	10	U
107-06-2	1,2-Dichloroethane	10	U

1B  
VOLATILE ORGANICS ANALYSIS DATA SHEET

EPA SAMPLE NO.

TRIP-01

Lab Name: MITKEM CORPORATION Contract: \_\_\_\_\_

Lab Code: MITKEM Case No.: \_\_\_\_\_ SAS No.: \_\_\_\_\_ SDG No.: MD0410

Matrix: (soil/water) WATER Lab Sample ID: D0410-07A

Sample wt/vol: 5.000 (g/mL) ML Lab File ID: V2G7916

Level: (low/med) LOW Date Received: 04/08/05

% Moisture: not dec. \_\_\_\_\_ Date Analyzed: 04/13/05

GC Column: DB-624 ID: 0.25 (mm) Dilution Factor: 1.0

Soil Extract Volume: \_\_\_\_\_ (uL) Soil Aliquot Volume: \_\_\_\_\_ (uL)

CONCENTRATION UNITS:  
(ug/L or ug/Kg) UG/L Q

CAS NO.	COMPOUND		
79-01-6	Trichloroethene	10	U
108-87-2	Methylcyclohexane	10	U
78-87-5	1,2-Dichloropropane	10	U
75-27-4	Bromodichloromethane	10	U
10061-01-5	cis-1,3-Dichloropropene	10	U
108-10-1	4-Methyl-2-Pentanone	10	U
108-88-3	Toluene	10	U
10061-02-6	trans-1,3-Dichloropropene	10	U
79-00-5	1,1,2-Trichloroethane	10	U
127-18-4	Tetrachloroethene	10	U
591-78-6	2-Hexanone	10	U
124-48-1	Dibromochloromethane	10	U
106-93-4	1,2-Dibromoethane	10	U
108-90-7	Chlorobenzene	10	U
100-41-4	Ethylbenzene	10	U
1330-20-7	Xylene (Total)	10	U
100-42-5	Styrene	10	U
75-25-2	Bromoform	10	U
98-82-8	Isopropylbenzene	10	U
79-34-5	1,1,2,2-Tetrachloroethane	10	U
541-73-1	1,3-Dichlorobenzene	10	U
106-46-7	1,4-Dichlorobenzene	10	U
95-50-1	1,2-Dichlorobenzene	10	U
96-12-8	1,2-Dibromo-3-chloropropane	10	U
120-82-1	1,2,4-Trichlorobenzene	10	U

1F  
VOLATILE ORGANICS ANALYSIS DATA SHEET  
TENTATIVELY IDENTIFIED COMPOUNDS

EPA SAMPLE NO.

TRIP-01

Lab Name: MITKEM CORPORATION Contract: \_\_\_\_\_

Lab Code: MITKEM Case No.: \_\_\_\_\_ SAS No.: \_\_\_\_\_ SDG No.: MD0410

Matrix: (soil/water) WATER Lab Sample ID: D0410-07A

Sample wt/vol: 5.000 (g/mL) ML Lab File ID: V2G7916

Level: (low/med) LOW Date Received: 04/08/05

% Moisture: not dec. \_\_\_\_\_ Date Analyzed: 04/13/05

GC Column: DB-624 ID: 0.25 (mm) Dilution Factor: 1.0

Soil Extract Volume: \_\_\_\_\_ (uL) Soil Aliquot Volume: \_\_\_\_\_ (uL)

Number TICs found: 0 CONCENTRATION UNITS:  
(ug/L or ug/Kg) ug/L

CAS NUMBER	COMPOUND NAME	RT	EST. CONC.	Q
=====	=====	=====	=====	=====
1.				
2.				
3.				
4.				
5.				
6.				
7.				
8.				
9.				
10.				
11.				
12.				
13.				
14.				
15.				
16.				
17.				
18.				
19.				
20.				
21.				
22.				
23.				
24.				
25.				
26.				
27.				
28.				
29.				
30.				



1A  
VOLATILE ORGANICS ANALYSIS DATA SHEET

EPA SAMPLE NO.

V2QLCS

Lab Name: MITKEM CORPORATION Contract: \_\_\_\_\_

Lab Code: MITKEM Case No.: \_\_\_\_\_ SAS No.: \_\_\_\_\_ SDG No.: MD0410

Matrix: (soil/water) WATER Lab Sample ID: LCS-17654

Sample wt/vol: 5.000 (g/mL) ML Lab File ID: V2G7915

Level: (low/med) LOW Date Received: \_\_\_\_\_

% Moisture: not dec. \_\_\_\_\_ Date Analyzed: 04/13/05

GC Column: DB-624 ID: 0.25 (mm) Dilution Factor: 1.0

Soil Extract Volume: \_\_\_\_\_ (uL) Soil Aliquot Volume: \_\_\_\_\_ (uL)

CONCENTRATION UNITS:  
(ug/L or ug/Kg) UG/L Q

CAS NO.	COMPOUND		
75-71-8	Dichlorodifluoromethane	10	U
74-87-3	Chloromethane	10	U
75-01-4	Vinyl Chloride	10	U
74-83-9	Bromomethane	10	U
75-00-3	Chloroethane	10	U
75-69-4	Trichlorofluoromethane	10	U
75-35-4	1,1-Dichloroethene	57	
76-13-1	1,1,2-Trichloro-1,2,2-trifluoroethane	10	U
67-64-1	Acetone	10	U
75-15-0	Carbon Disulfide	10	U
79-20-9	Methyl Acetate	10	U
75-09-2	Methylene Chloride	10	U
156-60-5	trans-1,2-Dichloroethene	10	U
1634-04-4	Methyl tert-Butyl Ether	10	U
75-34-3	1,1-Dichloroethane	10	U
156-59-2	cis-1,2-Dichloroethene	10	U
78-93-3	2-Butanone	10	U
67-66-3	Chloroform	10	U
71-55-6	1,1,1-Trichloroethane	10	U
110-82-7	Cyclohexane	10	U
56-23-5	Carbon Tetrachloride	10	U
71-43-2	Benzene	58	
107-06-2	1,2-Dichloroethane	10	U

1B  
VOLATILE ORGANICS ANALYSIS DATA SHEET

EPA SAMPLE NO.

V2QLCS

Lab Name: MITKEM CORPORATION Contract: \_\_\_\_\_

Lab Code: MITKEM Case No.: \_\_\_\_\_ SAS No.: \_\_\_\_\_ SDG No.: MD0410

Matrix: (soil/water) WATER Lab Sample ID: LCS-17654

Sample wt/vol: 5.000 (g/mL) ML Lab File ID: V2G7915

Level: (low/med) LOW Date Received: \_\_\_\_\_

% Moisture: not dec. \_\_\_\_\_ Date Analyzed: 04/13/05

GC Column: DB-624 ID: 0.25 (mm) Dilution Factor: 1.0

Soil Extract Volume: \_\_\_\_\_ (uL) Soil Aliquot Volume: \_\_\_\_\_ (uL)

CONCENTRATION UNITS:  
(ug/L or ug/Kg) UG/L Q

CAS NO. COMPOUND

79-01-6	Trichloroethene	59	
108-87-2	Methylcyclohexane	10	U
78-87-5	1,2-Dichloropropane	10	U
75-27-4	Bromodichloromethane	10	U
10061-01-5	cis-1,3-Dichloropropene	10	U
108-10-1	4-Methyl-2-Pentanone	10	U
108-88-3	Toluene	59	
10061-02-6	trans-1,3-Dichloropropene	10	U
79-00-5	1,1,2-Trichloroethane	10	U
127-18-4	Tetrachloroethene	10	U
591-78-6	2-Hexanone	10	U
124-48-1	Dibromochloromethane	10	U
106-93-4	1,2-Dibromoethane	10	U
108-90-7	Chlorobenzene	60	
100-41-4	Ethylbenzene	10	U
1330-20-7	Xylene (Total)	10	U
100-42-5	Styrene	10	U
75-25-2	Bromoform	10	U
98-82-8	Isopropylbenzene	10	U
79-34-5	1,1,2,2-Tetrachloroethane	10	U
541-73-1	1,3-Dichlorobenzene	10	U
106-46-7	1,4-Dichlorobenzene	10	U
95-50-1	1,2-Dichlorobenzene	10	U
96-12-8	1,2-Dibromo-3-chloropropane	10	U
120-82-1	1,2,4-Trichlorobenzene	10	U

1A  
VOLATILE ORGANICS ANALYSIS DATA SHEET

EPA SAMPLE NO.

V2TLCS

Lab Name: MITKEM CORPORATION Contract: \_\_\_\_\_

Lab Code: MITKEM Case No.: \_\_\_\_\_ SAS No.: \_\_\_\_\_ SDG No.: MD0410

Matrix: (soil/water) WATER Lab Sample ID: LCS-17666

Sample wt/vol: 5.000 (g/mL) ML Lab File ID: V2G7924

Level: (low/med) LOW Date Received: \_\_\_\_\_

% Moisture: not dec. \_\_\_\_\_ Date Analyzed: 04/14/05

GC Column: DB-624 ID: 0.25 (mm) Dilution Factor: 1.0

Soil Extract Volume: \_\_\_\_\_ (uL) Soil Aliquot Volume: \_\_\_\_\_ (uL)

CONCENTRATION UNITS:  
(ug/L or ug/Kg) UG/L Q

CAS NO.	COMPOUND		
75-71-8	Dichlorodifluoromethane	10	U
74-87-3	Chloromethane	10	U
75-01-4	Vinyl Chloride	10	U
74-83-9	Bromomethane	10	U
75-00-3	Chloroethane	10	U
75-69-4	Trichlorofluoromethane	10	U
75-35-4	1,1-Dichloroethene	55	
76-13-1	1,1,2-Trichloro-1,2,2-trifluoroethane	10	U
67-64-1	Acetone	10	U
75-15-0	Carbon Disulfide	10	U
79-20-9	Methyl Acetate	10	U
75-09-2	Methylene Chloride	10	U
156-60-5	trans-1,2-Dichloroethene	10	U
1634-04-4	Methyl tert-Butyl Ether	10	U
75-34-3	1,1-Dichloroethane	10	U
156-59-2	cis-1,2-Dichloroethene	10	U
78-93-3	2-Butanone	10	U
67-66-3	Chloroform	10	U
71-55-6	1,1,1-Trichloroethane	10	U
110-82-7	Cyclohexane	10	U
56-23-5	Carbon Tetrachloride	10	U
71-43-2	Benzene	53	
107-06-2	1,2-Dichloroethane	10	U

1B  
VOLATILE ORGANICS ANALYSIS DATA SHEET

EPA SAMPLE NO.

V2TLCS

Lab Name: MITKEM CORPORATION Contract: \_\_\_\_\_

Lab Code: MITKEM Case No.: \_\_\_\_\_ SAS No.: \_\_\_\_\_ SDG No.: MD0410

Matrix: (soil/water) WATER Lab Sample ID: LCS-17666

Sample wt/vol: 5.000 (g/mL) ML Lab File ID: V2G7924

Level: (low/med) LOW Date Received: \_\_\_\_\_

% Moisture: not dec. \_\_\_\_\_ Date Analyzed: 04/14/05

GC Column: DB-624 ID: 0.25 (mm) Dilution Factor: 1.0

Soil Extract Volume: \_\_\_\_\_ (uL) Soil Aliquot Volume: \_\_\_\_\_ (uL)

CONCENTRATION UNITS:  
(ug/L or ug/Kg) UG/L Q

CAS NO.	COMPOUND		
79-01-6	Trichloroethene	51	
108-87-2	Methylcyclohexane	10	U
78-87-5	1,2-Dichloropropane	10	U
75-27-4	Bromodichloromethane	10	U
10061-01-5	cis-1,3-Dichloropropene	10	U
108-10-1	4-Methyl-2-Pentanone	10	U
108-88-3	Toluene	53	
10061-02-6	trans-1,3-Dichloropropene	10	U
79-00-5	1,1,2-Trichloroethane	10	U
127-18-4	Tetrachloroethene	10	U
591-78-6	2-Hexanone	10	U
124-48-1	Dibromochloromethane	10	U
106-93-4	1,2-Dibromoethane	10	U
108-90-7	Chlorobenzene	54	
100-41-4	Ethylbenzene	10	U
1330-20-7	Xylene (Total)	10	U
100-42-5	Styrene	10	U
75-25-2	Bromoform	10	U
98-82-8	Isopropylbenzene	10	U
79-34-5	1,1,2,2-Tetrachloroethane	10	U
541-73-1	1,3-Dichlorobenzene	10	U
106-46-7	1,4-Dichlorobenzene	10	U
95-50-1	1,2-Dichlorobenzene	10	U
96-12-8	1,2-Dibromo-3-chloropropane	10	U
120-82-1	1,2,4-Trichlorobenzene	10	U

2A  
WATER VOLATILE SYSTEM MONITORING COMPOUND RECOVERY

Lab Name: MITKEM CORPORATION Contract: \_\_\_\_\_

Lab Code: MITKEM Case No.: \_\_\_\_\_ SAS No.: \_\_\_\_\_ SDG No.: MD0410

	EPA SAMPLE NO.	SMC1 (TOL) #	SMC2 (BFB) #	SMC3 (DCE) #	OTHER	TOT OUT
	=====	=====	=====	=====	=====	=====
01	VBLK2Q	98	99	104		0
02	V2QLCS	96	95	104		0
03	TRIP-01	98	100	98		0
04	BR311326	94	98	103		0
05	BR311326MS	92	97	99		0
06	BR311326MSD	94	94	101		0
07	BR417432	99	100	98		0
08	BR547562	103	97	96		0
09	BR677692	97	95	96		0
10	BR807822	89	90	93		0
11	VBLK2T	105	96	106		0
12	V2TLCS	104	91	107		0
13	BR937952	97	91	96		0
14	BR311326DL	104	96	108		0
15	BR417432DL	105	100	102		0
16	BR547562DL	104	97	107		0
17	BR677692DL	103	96	103		0
18	BR807822DL	101	97	103		0
19	VHBLK2T	102	92	103		0
20						
21						
22						
23						
24						
25						
26						
27						
28						
29						
30						

QC LIMITS

SMC1 (TOL) = Toluene-d8 (88-110)

SMC2 (BFB) = Bromofluorobenzene (86-115)

SMC3 (DCE) = 1,2-Dichloroethane-d4 (76-114)

# Column to be used to flag recovery values

\* Values outside of contract required QC limits

3A  
WATER VOLATILE MATRIX SPIKE/MATRIX SPIKE DUPLICATE RECOVERY

Lab Name: MITKEM CORPORATION Contract: \_\_\_\_\_  
 Lab Code: MITKEM Case No.: \_\_\_\_\_ SAS No.: \_\_\_\_\_ SDG No.: MD0410  
 Matrix Spike - EPA Sample No.: BR311326

COMPOUND	SPIKE ADDED (ug/L)	SAMPLE CONCENTRATION (ug/L)	MS CONCENTRATION (ug/L)	MS % REC #	QC. LIMITS REC.
1,1-Dichloroethene	50	41	85	88	61-145
Trichloroethene	50	3000	2900	-200*	71-120
Benzene	50	0.0	45	90	76-127
Toluene	50	0.0	47	94	76-125
Chlorobenzene	50	0.0	47	94	75-130

COMPOUND	SPIKE ADDED (ug/L)	MSD CONCENTRATION (ug/L)	MSD % REC #	% RPD #	QC LIMITS	
					RPD	REC.
1,1-Dichloroethene	50	100	118	29*	14	61-145
Trichloroethene	50	2900	-200*	0	14	71-120
Benzene	50	61	122	30*	11	76-127
Toluene	50	62	124	28*	13	76-125
Chlorobenzene	50	63	126	29*	13	75-130

# Column to be used to flag recovery and RPD values with an asterisk

\* Values outside of QC limits

RPD: 4 out of 5 outside limits

Spike Recovery: 2 out of 10 outside limits

COMMENTS: \_\_\_\_\_  
 \_\_\_\_\_

FORM 3  
WATER VOLATILE LAB CONTROL SAMPLE

Lab Name: MITKEM CORPORATION Contract: \_\_\_\_\_

Lab Code: MITKEM Case No.: \_\_\_\_\_ SAS No.: \_\_\_\_\_ SDG No.: MD0410

Matrix Spike - Sample No.: V2QLCS

COMPOUND	SPIKE ADDED (ug/L)	SAMPLE CONCENTRATION (ug/L)	LCS CONCENTRATION (ug/L)	LCS % REC #	QC. LIMITS REC.
=====	=====	=====	=====	=====	=====
1,1-Dichloroethene	50		57	114	61-145
Trichloroethene	50		59	118	71-120
Benzene	50		58	116	76-127
Toluene	50		59	118	76-125
Chlorobenzene	50		60	120	75-130

# Column to be used to flag recovery and RPD values with an asterisk

\* Values outside of QC limits

RPD: 0 out of 0 outside limits

Spike Recovery: 0 out of 5 outside limits

COMMENTS: \_\_\_\_\_  
\_\_\_\_\_

FORM 3  
WATER VOLATILE LAB CONTROL SAMPLE

Lab Name: MITKEM CORPORATION Contract: \_\_\_\_\_  
Lab Code: MITKEM Case No.: \_\_\_\_\_ SAS No.: \_\_\_\_\_ SDG No.: MD0410  
Matrix Spike - Sample No.: V2TLCS

COMPOUND	SPIKE ADDED (ug/L)	SAMPLE AMOUNT (ug/L)	LCS AMOUNT (ug/L)	LCS % REC #	QC. LIMITS REC.
=====	=====	=====	=====	=====	=====
1,1-Dichloroethene	50		55	110	61-145
Trichloroethene	50		51	102	71-120
Benzene	50		53	106	76-127
Toluene	50		53	106	76-125
Chlorobenzene	50		54	108	75-130

# Column to be used to flag recovery and RPD values with an asterisk

\* Values outside of QC limits

RPD: 0 out of 0 outside limits

Spike Recovery: 0 out of 5 outside limits

COMMENTS: \_\_\_\_\_  
\_\_\_\_\_



4A  
VOLATILE METHOD BLANK SUMMARY

EPA SAMPLE NO.

VBLK2Q

Lab Name: MITKEM CORPORATION Contract: \_\_\_\_\_

Lab Code: MITKEM Case No.: \_\_\_\_\_ SAS No.: \_\_\_\_\_ SDG No.: MD0410

Lab File ID: V2G7914 Lab Sample ID: MB-17654

Date Analyzed: 04/13/05 Time Analyzed: 1246

GC Column: DB-624 ID: 0.25 (mm) Heated Purge: (Y/N) N

Instrument ID: V2

THIS METHOD BLANK APPLIES TO THE FOLLOWING SAMPLES, MS, and MSD:

	EPA SAMPLE NO. =====	LAB SAMPLE ID =====	LAB FILE ID =====	TIME ANALYZED =====
01	V2QLCS	LCS-17654	V2G7915	1324
02	TRIP-01	D0410-07A	V2G7916	1412
03	BR311326	D0410-01A	V2G7917	1437
04	BR311326MS	D0410-01AMS	V2G7918	1503
05	BR311326MSD	D0410-01AMSD	V2G7919	1528
06	BR417432	D0410-02A	V2G7920	1554
07	BR547562	D0410-03A	V2G7921	1620
08	BR677692	D0410-04A	V2G7922	1645
09	BR807822	D0410-05A	V2G7923	1711
10				
11				
12				
13				
14				
15				
16				
17				
18				
19				
20				
21				
22				
23				
24				
25				
26				
27				
28				
29				
30				

COMMENTS:

1A  
VOLATILE ORGANICS ANALYSIS DATA SHEET

EPA SAMPLE NO.

VLBK2Q

Lab Name: MITKEM CORPORATION Contract: \_\_\_\_\_

Lab Code: MITKEM Case No.: \_\_\_\_\_ SAS No.: \_\_\_\_\_ SDG No.: MD0410

Matrix: (soil/water) WATER Lab Sample ID: MB-17654

Sample wt/vol: 5.000 (g/mL) ML Lab File ID: V2G7914

Level: (low/med) LOW Date Received: \_\_\_\_\_

% Moisture: not dec. \_\_\_\_\_ Date Analyzed: 04/13/05

GC Column: DB-624 ID: 0.25 (mm) Dilution Factor: 1.0

Soil Extract Volume: \_\_\_\_\_ (uL) Soil Aliquot Volume: \_\_\_\_\_ (uL)

CONCENTRATION UNITS:  
(ug/L or ug/Kg) UG/L Q

CAS NO.	COMPOUND		
75-71-8	Dichlorodifluoromethane	10	U
74-87-3	Chloromethane	10	U
75-01-4	Vinyl Chloride	10	U
74-83-9	Bromomethane	10	U
75-00-3	Chloroethane	10	U
75-69-4	Trichlorofluoromethane	10	U
75-35-4	1,1-Dichloroethene	10	U
76-13-1	1,1,2-Trichloro-1,2,2-trifluoroethane	10	U
67-64-1	Acetone	10	U
75-15-0	Carbon Disulfide	10	U
79-20-9	Methyl Acetate	10	U
75-09-2	Methylene Chloride	10	U
156-60-5	trans-1,2-Dichloroethene	10	U
1634-04-4	Methyl tert-Butyl Ether	10	U
75-34-3	1,1-Dichloroethane	10	U
156-59-2	cis-1,2-Dichloroethene	10	U
78-93-3	2-Butanone	10	U
67-66-3	Chloroform	10	U
71-55-6	1,1,1-Trichloroethane	10	U
110-82-7	Cyclohexane	10	U
56-23-5	Carbon Tetrachloride	10	U
71-43-2	Benzene	10	U
107-06-2	1,2-Dichloroethane	10	U

1B  
VOLATILE ORGANICS ANALYSIS DATA SHEET

EPA SAMPLE NO.

VBLK2Q

Lab Name: MITKEM CORPORATION Contract: \_\_\_\_\_

Lab Code: MITKEM Case No.: \_\_\_\_\_ SAS No.: \_\_\_\_\_ SDG No.: MD0410

Matrix: (soil/water) WATER Lab Sample ID: MB-17654

Sample wt/vol: 5.000 (g/mL) ML Lab File ID: V2G7914

Level: (low/med) LOW Date Received: \_\_\_\_\_

% Moisture: not dec. \_\_\_\_\_ Date Analyzed: 04/13/05

GC Column: DB-624 ID: 0.25 (mm) Dilution Factor: 1.0

Soil Extract Volume: \_\_\_\_\_ (uL) Soil Aliquot Volume: \_\_\_\_\_ (uL)

CONCENTRATION UNITS:  
(ug/L or ug/Kg) UG/L Q

CAS NO.	COMPOUND		
79-01-6	Trichloroethene	10	U
108-87-2	Methylcyclohexane	10	U
78-87-5	1,2-Dichloropropane	10	U
75-27-4	Bromodichloromethane	10	U
10061-01-5	cis-1,3-Dichloropropene	10	U
108-10-1	4-Methyl-2-Pentanone	10	U
108-88-3	Toluene	10	U
10061-02-6	trans-1,3-Dichloropropene	10	U
79-00-5	1,1,2-Trichloroethane	10	U
127-18-4	Tetrachloroethene	10	U
591-78-6	2-Hexanone	10	U
124-48-1	Dibromochloromethane	10	U
106-93-4	1,2-Dibromoethane	10	U
108-90-7	Chlorobenzene	10	U
100-41-4	Ethylbenzene	10	U
1330-20-7	Xylene (Total)	10	U
100-42-5	Styrene	10	U
75-25-2	Bromoform	10	U
98-82-8	Isopropylbenzene	10	U
79-34-5	1,1,2,2-Tetrachloroethane	10	U
541-73-1	1,3-Dichlorobenzene	10	U
106-46-7	1,4-Dichlorobenzene	10	U
95-50-1	1,2-Dichlorobenzene	10	U
96-12-8	1,2-Dibromo-3-chloropropane	10	U
120-82-1	1,2,4-Trichlorobenzene	10	U

1F  
VOLATILE ORGANICS ANALYSIS DATA SHEET  
TENTATIVELY IDENTIFIED COMPOUNDS

EPA SAMPLE NO.

VLK2Q

Lab Name: MITKEM CORPORATION Contract: \_\_\_\_\_

Lab Code: MITKEM Case No.: \_\_\_\_\_ SAS No.: \_\_\_\_\_ SDG No.: MD0410

Matrix: (soil/water) WATER Lab Sample ID: MB-17654

Sample wt/vol: 5.000 (g/mL) ML Lab File ID: V2G7914

Level: (low/med) LOW Date Received: \_\_\_\_\_

% Moisture: not dec. \_\_\_\_\_ Date Analyzed: 04/13/05

GC Column: DB-624 ID: 0.25 (mm) Dilution Factor: 1.0

Soil Extract Volume: \_\_\_\_\_ (uL) Soil Aliquot Volume: \_\_\_\_\_ (uL)

Number TICs found: 0 CONCENTRATION UNITS:  
(ug/L or ug/Kg) ug/L

CAS NUMBER	COMPOUND NAME	RT	EST. CONC.	Q
1.				
2.				
3.				
4.				
5.				
6.				
7.				
8.				
9.				
10.				
11.				
12.				
13.				
14.				
15.				
16.				
17.				
18.				
19.				
20.				
21.				
22.				
23.				
24.				
25.				
26.				
27.				
28.				
29.				
30.				

4A  
VOLATILE METHOD BLANK SUMMARY

EPA SAMPLE NO.

VBLK2T

Lab Name: MITKEM CORPORATION Contract: \_\_\_\_\_

Lab Code: MITKEM Case No.: \_\_\_\_\_ SAS No.: \_\_\_\_\_ SDG No.: MD0410

Lab File ID: V2G7923 Lab Sample ID: MB-17666

Date Analyzed: 04/14/05 Time Analyzed: 1241

GC Column: DB-624 ID: 0.25 (mm) Heated Purge: (Y/N) N

Instrument ID: V2

THIS METHOD BLANK APPLIES TO THE FOLLOWING SAMPLES, MS, and MSD:

	EPA SAMPLE NO.	LAB SAMPLE ID	LAB FILE ID	TIME ANALYZED
	=====	=====	=====	=====
01	V2TLCs	LCS-17666	V2G7924	1327
02	BR937952	D0410-06A	V2G7925	1406
03	BR311326DL	D0410-01ADL	V2G7926	1435
04	BR417432DL	D0410-02ADL	V2G7927	1503
05	BR547562DL	D0410-03ADL	V2G7928	1531
06	BR677692DL	D0410-04ADL	V2G7929	1601
07	BR807822DL	D0410-05ADL	V2G7930	1627
08	VHBLK2T	VHBLK2T	V2G7932	1718
09				
10				
11				
12				
13				
14				
15				
16				
17				
18				
19				
20				
21				
22				
23				
24				
25				
26				
27				
28				
29				
30				

COMMENTS: \_\_\_\_\_

\_\_\_\_\_

1A  
VOLATILE ORGANICS ANALYSIS DATA SHEET

EPA SAMPLE NO.

VBLK2T

Lab Name: MITKEM CORPORATION Contract: \_\_\_\_\_

Lab Code: MITKEM Case No.: \_\_\_\_\_ SAS No.: \_\_\_\_\_ SDG No.: MD0410

Matrix: (soil/water) WATER Lab Sample ID: MB-17666

Sample wt/vol: 5.000 (g/mL) ML Lab File ID: V2G7923

Level: (low/med) LOW Date Received: \_\_\_\_\_

% Moisture: not dec. \_\_\_\_\_ Date Analyzed: 04/14/05

GC Column: DB-624 ID: 0.25 (mm) Dilution Factor: 1.0

Soil Extract Volume: \_\_\_\_\_ (uL) Soil Aliquot Volume: \_\_\_\_\_ (uL)

CAS NO. COMPOUND

CONCENTRATION UNITS:  
(ug/L or ug/Kg) UG/L Q

75-71-8	Dichlorodifluoromethane	10	U
74-87-3	Chloromethane	10	U
75-01-4	Vinyl Chloride	10	U
74-83-9	Bromomethane	10	U
75-00-3	Chloroethane	10	U
75-69-4	Trichlorofluoromethane	10	U
75-35-4	1,1-Dichloroethene	10	U
76-13-1	1,1,2-Trichloro-1,2,2-trifluoroethane	10	U
67-64-1	Acetone	10	U
75-15-0	Carbon Disulfide	10	U
79-20-9	Methyl Acetate	10	U
75-09-2	Methylene Chloride	10	U
156-60-5	trans-1,2-Dichloroethene	10	U
1634-04-4	Methyl tert-Butyl Ether	10	U
75-34-3	1,1-Dichloroethane	10	U
156-59-2	cis-1,2-Dichloroethene	10	U
78-93-3	2-Butanone	10	U
67-66-3	Chloroform	10	U
71-55-6	1,1,1-Trichloroethane	10	U
110-82-7	Cyclohexane	10	U
56-23-5	Carbon Tetrachloride	10	U
71-43-2	Benzene	10	U
107-06-2	1,2-Dichloroethane	10	U

1B  
VOLATILE ORGANICS ANALYSIS DATA SHEET

EPA SAMPLE NO.

VBK2T

Lab Name: MITKEM CORPORATION Contract: \_\_\_\_\_

Lab Code: MITKEM Case No.: \_\_\_\_\_ SAS No.: \_\_\_\_\_ SDG No.: MD0410

Matrix: (soil/water) WATER Lab Sample ID: MB-17666

Sample wt/vol: 5.000 (g/mL) ML Lab File ID: V2G7923

Level: (low/med) LOW Date Received: \_\_\_\_\_

% Moisture: not dec. \_\_\_\_\_ Date Analyzed: 04/14/05

GC Column: DB-624 ID: 0.25 (mm) Dilution Factor: 1.0

Soil Extract Volume: \_\_\_\_\_ (uL) Soil Aliquot Volume: \_\_\_\_\_ (uL)

CAS NO. COMPOUND

CONCENTRATION UNITS:  
(ug/L or ug/Kg) UG/L Q

79-01-6	Trichloroethene	10	U
108-87-2	Methylcyclohexane	10	U
78-87-5	1,2-Dichloropropane	10	U
75-27-4	Bromodichloromethane	10	U
10061-01-5	cis-1,3-Dichloropropene	10	U
108-10-1	4-Methyl-2-Pentanone	10	U
108-88-3	Toluene	10	U
10061-02-6	trans-1,3-Dichloropropene	10	U
79-00-5	1,1,2-Trichloroethane	10	U
127-18-4	Tetrachloroethene	10	U
591-78-6	2-Hexanone	10	U
124-48-1	Dibromochloromethane	10	U
106-93-4	1,2-Dibromoethane	10	U
108-90-7	Chlorobenzene	10	U
100-41-4	Ethylbenzene	10	U
1330-20-7	Xylene (Total)	10	U
100-42-5	Styrene	10	U
75-25-2	Bromoform	10	U
98-82-8	Isopropylbenzene	10	U
79-34-5	1,1,2,2-Tetrachloroethane	10	U
541-73-1	1,3-Dichlorobenzene	10	U
106-46-7	1,4-Dichlorobenzene	10	U
95-50-1	1,2-Dichlorobenzene	10	U
96-12-8	1,2-Dibromo-3-chloropropane	10	U
120-82-1	1,2,4-Trichlorobenzene	10	U

1F  
VOLATILE ORGANICS ANALYSIS DATA SHEET  
TENTATIVELY IDENTIFIED COMPOUNDS

EPA SAMPLE NO.

VLBK2T

Lab Name: MITKEM CORPORATION Contract: \_\_\_\_\_

Lab Code: MITKEM Case No.: \_\_\_\_\_ SAS No.: \_\_\_\_\_ SDG No.: MD0410

Matrix: (soil/water) WATER Lab Sample ID: MB-17666

Sample wt/vol: 5.000 (g/mL) ML Lab File ID: V2G7923

Level: (low/med) LOW Date Received: \_\_\_\_\_

% Moisture: not dec. \_\_\_\_\_ Date Analyzed: 04/14/05

GC Column: DB-624 ID: 0.25 (mm) Dilution Factor: 1.0  
17666-0-28 5/3/05

Soil Extract Volume: \_\_\_\_\_ (uL) Soil Aliquot Volume: \_\_\_\_\_ (uL)

Number TICs found: 0

CONCENTRATION UNITS:  
(ug/L or ug/Kg) ug/L

CAS NUMBER	COMPOUND NAME	RT	EST. CONC.	Q
1.				
2.				
3.				
4.				
5.				
6.				
7.				
8.				
9.				
10.				
11.				
12.				
13.				
14.				
15.				
16.				
17.				
18.				
19.				
20.				
21.				
22.				
23.				
24.				
25.				
26.				
27.				
28.				
29.				
30.				



1A  
VOLATILE ORGANICS ANALYSIS DATA SHEET

EPA SAMPLE NO.

VHBLK2T

Lab Name: MITKEM CORPORATION Contract: \_\_\_\_\_

Lab Code: MITKEM Case No.: \_\_\_\_\_ SAS No.: \_\_\_\_\_ SDG No.: MD0410

Matrix: (soil/water) WATER Lab Sample ID: VHBLK2T

Sample wt/vol: 5.000 (g/mL) ML Lab File ID: V2G7932

Level: (low/med) LOW Date Received: 04/08/05

% Moisture: not dec. \_\_\_\_\_ Date Analyzed: 04/14/05

GC Column: DB-624 ID: 0.25 (mm) Dilution Factor: 1.0

Soil Extract Volume: \_\_\_\_\_ (uL) Soil Aliquot Volume: \_\_\_\_\_ (uL)

CONCENTRATION UNITS:  
(ug/L or ug/Kg) UG/L Q

CAS NO.	COMPOUND		
75-71-8	Dichlorodifluoromethane	10	U
74-87-3	Chloromethane	10	U
75-01-4	Vinyl Chloride	10	U
74-83-9	Bromomethane	10	U
75-00-3	Chloroethane	10	U
75-69-4	Trichlorofluoromethane	10	U
75-35-4	1,1-Dichloroethene	10	U
76-13-1	1,1,2-Trichloro-1,2,2-trifluoroethane	10	U
67-64-1	Acetone	10	U
75-15-0	Carbon Disulfide	10	U
79-20-9	Methyl Acetate	10	U
75-09-2	Methylene Chloride	10	U
156-60-5	trans-1,2-Dichloroethene	10	U
1634-04-4	Methyl tert-Butyl Ether	10	U
75-34-3	1,1-Dichloroethane	10	U
156-59-2	cis-1,2-Dichloroethene	10	U
78-93-3	2-Butanone	10	U
67-66-3	Chloroform	10	U
71-55-6	1,1,1-Trichloroethane	10	U
110-82-7	Cyclohexane	10	U
56-23-5	Carbon Tetrachloride	10	U
71-43-2	Benzene	10	U
107-06-2	1,2-Dichloroethane	10	U

1B  
VOLATILE ORGANICS ANALYSIS DATA SHEET

EPA SAMPLE NO.

VHBLK2T

Lab Name: MITKEM CORPORATION Contract: \_\_\_\_\_

Lab Code: MITKEM Case No.: \_\_\_\_\_ SAS No.: \_\_\_\_\_ SDG No.: MD0410

Matrix: (soil/water) WATER Lab Sample ID: VHBLK2T

Sample wt/vol: 5.000 (g/mL) ML Lab File ID: V2G7932

Level: (low/med) LOW Date Received: 04/08/05

% Moisture: not dec. \_\_\_\_\_ Date Analyzed: 04/14/05

GC Column: DB-624 ID: 0.25 (mm) Dilution Factor: 1.0

Soil Extract Volume: \_\_\_\_\_ (uL) Soil Aliquot Volume: \_\_\_\_\_ (uL)

CONCENTRATION UNITS:  
(ug/L or ug/Kg) UG/L Q

CAS NO.	COMPOUND		
79-01-6	Trichloroethene	10	U
108-87-2	Methylcyclohexane	10	U
78-87-5	1,2-Dichloropropane	10	U
75-27-4	Bromodichloromethane	10	U
10061-01-5	cis-1,3-Dichloropropene	10	U
108-10-1	4-Methyl-2-Pentanone	10	U
108-88-3	Toluene	10	U
10061-02-6	trans-1,3-Dichloropropene	10	U
79-00-5	1,1,2-Trichloroethane	10	U
127-18-4	Tetrachloroethene	10	U
591-78-6	2-Hexanone	10	U
124-48-1	Dibromochloromethane	10	U
106-93-4	1,2-Dibromoethane	10	U
108-90-7	Chlorobenzene	10	U
100-41-4	Ethylbenzene	10	U
1330-20-7	Xylene (Total)	10	U
100-42-5	Styrene	10	U
75-25-2	Bromoform	10	U
98-82-8	Isopropylbenzene	10	U
79-34-5	1,1,2,2-Tetrachloroethane	10	U
541-73-1	1,3-Dichlorobenzene	10	U
106-46-7	1,4-Dichlorobenzene	10	U
95-50-1	1,2-Dichlorobenzene	10	U
96-12-8	1,2-Dibromo-3-chloropropane	10	U
120-82-1	1,2,4-Trichlorobenzene	10	U

1F  
VOLATILE ORGANICS ANALYSIS DATA SHEET  
TENTATIVELY IDENTIFIED COMPOUNDS

EPA SAMPLE NO.

VHBLK2T

Lab Name: MITKEM CORPORATION Contract: \_\_\_\_\_

Lab Code: MITKEM Case No.: \_\_\_\_\_ SAS No.: \_\_\_\_\_ SDG No.: MD0410

Matrix: (soil/water) WATER Lab Sample ID: VHBLK2T

Sample wt/vol: 5.000 (g/mL) ML Lab File ID: V2G7932

Level: (low/med) LOW Date Received: 04/08/05

% Moisture: not dec. \_\_\_\_\_ Date Analyzed: 04/14/05

GC Column: DB-624 ID: 0.25 (mm) Dilution Factor: 1.0

Soil Extract Volume: \_\_\_\_\_ (uL) Soil Aliquot Volume: \_\_\_\_\_ (uL)

Number TICs found: 0 CONCENTRATION UNITS:  
(ug/L or ug/Kg) ug/L

CAS NUMBER	COMPOUND NAME	RT	EST. CONC.	Q
=====	=====	=====	=====	=====
1.				
2.				
3.				
4.				
5.				
6.				
7.				
8.				
9.				
10.				
11.				
12.				
13.				
14.				
15.				
16.				
17.				
18.				
19.				
20.				
21.				
22.				
23.				
24.				
25.				
26.				
27.				
28.				
29.				
30.				

8A  
VOLATILE INTERNAL STANDARD AREA AND RT SUMMARY

Lab Name: MITKEM CORPORATION Contract: \_\_\_\_\_  
 Lab Code: MITKEM Case No.: \_\_\_\_\_ SAS No.: \_\_\_\_\_ SDG No.: MD0410  
 EPA Sample No. (VSTD050##): VSTD0502Q Date Analyzed: 04/13/05  
 Lab File ID (Standard): V2G7911 Time Analyzed: 1046  
 Instrument ID: V2 Heated Purge: (Y/N) N  
 GC Column: DB-624 ID: 0.25 (mm)

	IS1 (BCM)	RT #	IS2 (DFB)	RT #	IS3 (CBZ)	RT #
	AREA #		AREA #		AREA #	
=====	=====	=====	=====	=====	=====	=====
12 HOUR STD	204532	5.60	921600	6.72	687011	10.32
UPPER LIMIT	409064	6.10	1843200	7.22	1374022	10.82
LOWER LIMIT	102266	5.10	460800	6.22	343506	9.82
=====	=====	=====	=====	=====	=====	=====
EPA SAMPLE						
=====	=====	=====	=====	=====	=====	=====
01 VBLK2Q	191400	5.60	866450	6.72	636593	10.31
02 V2QLCS	190595	5.60	865559	6.72	648332	10.31
03 TRIP-01	188337	5.61	863692	6.71	606736	10.31
04 BR311326	177118	5.60	812664	6.72	614119	10.31
05 BR311326MS	184411	5.60	859988	6.72	638320	10.31
06 BR311326MSD	179578	5.60	841433	6.72	624440	10.31
07 BR417432	173895	5.60	759755	6.71	568335	10.31
08 BR547562	191379	5.60	844042	6.72	625501	10.31
09 BR677692	201666	5.60	855337	6.72	649035	10.31
10 BR807822	199311	5.60	868612	6.71	654897	10.31
11						
12						
13						
14						
15						
16						
17						
18						
19						
20						
21						
22						

IS1 (BCM) = Bromochloromethane  
 IS2 (DFB) = 1,4-Difluorobenzene  
 IS3 (CBZ) = Chlorobenzene-d5

AREA UPPER LIMIT = +100% of internal standard area  
 AREA LOWER LIMIT = - 50% of internal standard area  
 RT UPPER LIMIT = + 0.50 minutes of internal standard RT  
 RT LOWER LIMIT = - 0.50 minutes of internal standard RT

# Column used to flag values outside QC limits with an asterisk.  
 \* Values outside of QC limits

8A  
VOLATILE INTERNAL STANDARD AREA AND RT SUMMARY

Lab Name: MITKEM CORPORATION Contract: \_\_\_\_\_  
 Lab Code: MITKEM Case No.: \_\_\_\_\_ SAS No.: \_\_\_\_\_ SDG No.: MD0410  
 EPA Sample No. (VSTD050##): VSTD0502T Date Analyzed: 04/14/05  
 Lab File ID (Standard): V2G7922 Time Analyzed: 1202  
 Instrument ID: V2 Heated Purge: (Y/N) N  
 GC Column: DB-624 ID: 0.25 (mm)

	IS1 (BCM)	RT #	IS2 (DFB)	RT #	IS3 (CBZ)	RT #
	AREA #		AREA #		AREA #	
=====	=====	=====	=====	=====	=====	=====
12 HOUR STD	224805	5.59	1012963	6.71	772848	10.31
UPPER LIMIT	449610	6.09	2025926	7.21	1545696	10.81
LOWER LIMIT	112403	5.09	506482	6.21	386424	9.81
=====	=====	=====	=====	=====	=====	=====
EPA SAMPLE						
=====	=====	=====	=====	=====	=====	=====
01 VBLK2T	217434	5.60	981358	6.71	692593	10.31
02 V2TLCS	206086	5.59	962738	6.71	689943	10.30
03 BR937952	228167	5.59	1008396	6.71	723968	10.30
04 BR311326DL	206369	5.59	895879	6.70	673793	10.30
05 BR417432DL	210965	5.59	918437	6.70	663528	10.30
06 BR547562DL	200532	5.59	879699	6.70	666054	10.30
07 BR677692DL	211271	5.59	925446	6.70	682755	10.30
08 BR807822DL	210319	5.59	943996	6.70	705865	10.30
09 VHBLK2T	209057	5.59	947694	6.70	687320	10.30
10						
11						
12						
13						
14						
15						
16						
17						
18						
19						
20						
21						
22						

IS1 (BCM) = Bromochloromethane  
 IS2 (DFB) = 1,4-Difluorobenzene  
 IS3 (CBZ) = Chlorobenzene-d5

AREA UPPER LIMIT = +100% of internal standard area  
 AREA LOWER LIMIT = - 50% of internal standard area  
 RT UPPER LIMIT = + 0.50 minutes of internal standard RT  
 RT LOWER LIMIT = - 0.50 minutes of internal standard RT

# Column used to flag values outside QC limits with an asterisk.  
 \* Values outside of QC limits

## Mitkem Corporation

### New York State Department of Environmental Conservation Sample Identification and Analytical Requirements Summary

Project Name: **Jamestown**

SDG: **D0410**

Customer Sample ID	Laboratory Sample ID	Analytical Requirements				
		VOA GC/MS Method #	SVOA GC/MS Method #	Pest/PCB Method #	Metals	Other
BR311326	D0410-01	ASP				
BR417432	D0410-02	ASP				
BR547562	D0410-03	ASP				
BR677692	D0410-04	ASP				
BR807822	D0410-05	ASP				
BR937952	D0410-06	ASP				
TRIP-01	D0410-07	ASP				

NYASP 10/95

New York State Department of Environmental Conservation

Project Name: **Jamestown**

[illegible]

Page 2





Analytical Data Package for Day Environmental, Inc.

Client Project No.: 5 Hunt Road, Jamestown, NY

Mitkem Work Order ID: D0410

May 3, 2005

Prepared For: Day Environmental, Inc.  
40 Commercial Street  
Rochester, NY 14614  
Attn: Mr. Jeff Danzinger

Prepared By: Mitkem Corporation  
175 Metro Center Boulevard  
Warwick, RI 02886  
(401) 732-3400

## **SDG Narrative**

Mitkem Corporation submits the enclosed data package in response to Day Environmental Inc.'s 5 Hunt Road, Jamestown, NY project. Under this deliverable, analysis results are presented for seven aqueous samples that were received on April 8, 2005. Analyses were performed per specifications in the project's contract and the chain of custody forms. Sample Identifications were shortened where necessary due to limitations in data reporting software. Following the narrative is a table of sample identifications for cross-referencing full client sample ID, shortened client sample ID and laboratory sample ID, along with the Mitkem Work Order.

The analyses were performed and reported per NYSDEC ASP (2000 update) requirement for Category B deliverable.

The following observation and/or deviations are observed for the following analyses:

### **1. Overall observation:**

Where needed, manual integrations were performed to improve data quality. The corrections were reviewed and associated hardcopies generated and reported as required. Manual integrations are coded to provide the data reviewer justification for such action. The codes are labeled on the ion chromatogram signal (GC/MS signal) and chromatogram for GC based analysis as follows:

- M1            peak tailing or fronting.
- M2            peak co-elution.
- M3            rising or falling baseline.
- M4            retention time shift.
- M5            miscellaneous – under this category, the justification is explained.

The enclosed report includes the originals of all data with the exception of logbook pages and certain initial calibrations. Photocopies of logbook pages are included, with the originals maintained on file at the laboratory. The originals of initial calibrations that are shared among several cases are maintained on file at the laboratory, with photocopies included in the data package.

## 2. Volatiles Analysis:

Trap used for instrument V1: OI Analytical #10 trap containing 8 cm each of Tenax, silica gel and carbon molecular sieve.

GC column used: 30 m x 0.25 mm id (1.4 um film thickness) DB-624 capillary column.

The aqueous sample was acid preserved, pH <2.

Surrogate recovery: recoveries were within the QC limits.

Lab control sample: spike recoveries were within the QC limits.

Matrix spike/matrix spike duplicate: duplicate matrix spikes were performed on sample BR311326. Spike recoveries were within the QC limits with the exception of trichloroethene in both the matrix spike and matrix spike duplicate. Replicate RPDs were not within the QC limits. The spike recovery for trichloroethene could not be accurately determined due to its high concentration in the native sample.

Sample analysis: due to high concentration of target analytes, the following samples were re-analyzed at dilution: BR311326 (50x), BR417432 (80x), BR547562 (20x), BR677692 (3x) and BR807822 (4x). Please note that the initial analyses for these samples have potential carryover. The diluted analyses do not have carryover. No other unusual observation was made for the analysis.

All pages in this report have been numbered consecutively, starting with the title page and ending with a page saying only "Last Page of Data Report".

I certify that this data package is in compliance, both technically and for completeness, for other than the conditions detailed above. Release of the data contained in this hardcopy data package has been authorized by the laboratory manager or his designee, as verified by the following signature.



Agnes Ng  
CLP Project Manager  
05/03/05

# ***Mitkem and Client Sample ID Summary Report\****

***Mitkem Workorder:*** D0410

***Client Name:*** Day Environmental, Inc

<b><i>Mitkem Sample ID</i></b>	<b><i>Reported Client Sample ID</i></b>	<b><i>Full Client Sample ID</i></b>
D0410-01A	BR311326	BR-01 (31.1-32.6')
D0410-02A	BR417432	BR-01 (41.7-43.2')
D0410-03A	BR547562	BR-01 (54.7-56.2')
D0410-04A	BR677692	BR-01 (67.7-69.2')
D0410-05A	BR807822	BR-01 (80.7-82.2')
D0410-06A	BR937952	BR-01 (93.7-95.2')
D0410-07A	TRIP-01	

***\* If client sample ID has not been truncated, the full client sample ID is listed in the column labeled "Reported Client Sample ID"***

Client ID: DAY

Project: Jamestown

Location:

Comments: N/A

Case:

SDG:

PO: 3563S-05

Report Level: ASP-B

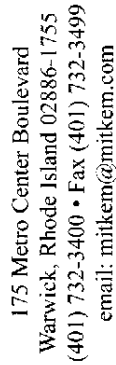
EDD:

HC Due: 04/29/05

Fax Due:

Sample ID	Client Sample ID	Collection Date	Date Received	Matrix	Test Code	Lab Test Comments	Hold	MS	SEL	Storage
D0410-01A	BR311326	04/07/05 11:00	04/08/05	Aqueous	OLM4.2_VOA_W	NYS CLP - ADD LCS	<input checked="" type="checkbox"/>			VOA
D0410-02A	BR417432	04/07/05 11:05	04/08/05	Aqueous	OLM4.2_VOA_W	NYS CLP - ADD LCS	<input type="checkbox"/>	<input type="checkbox"/>	<input type="checkbox"/>	VOA
D0410-03A	BR547562	04/07/05 11:10	04/08/05	Aqueous	OLM4.2_VOA_W	NYS CLP - ADD LCS	<input type="checkbox"/>	<input type="checkbox"/>	<input type="checkbox"/>	VOA
D0410-04A	BR677692	04/07/05 11:15	04/08/05	Aqueous	OLM4.2_VOA_W	NYS CLP - ADD LCS	<input type="checkbox"/>	<input type="checkbox"/>	<input type="checkbox"/>	VOA
D0410-05A	BR807822	04/07/05 11:20	04/08/05	Aqueous	OLM4.2_VOA_W	NYS CLP - ADD LCS	<input type="checkbox"/>	<input type="checkbox"/>	<input type="checkbox"/>	VOA
D0410-06A	BR937952	04/07/05 11:25	04/08/05	Aqueous	OLM4.2_VOA_W	NYS CLP - ADD LCS	<input type="checkbox"/>	<input type="checkbox"/>	<input type="checkbox"/>	VOA
D0410-07A	TRIP-01	04/07/05 00:00	04/08/05	Aqueous	OLM4.2_VOA_W	NYS CLP - ADD LCS	<input type="checkbox"/>	<input type="checkbox"/>	<input type="checkbox"/>	VOA

## Sample Transmittal Documentation



## CHAIN-OF-CUSTODY RECORD

REPORT TO				INVOICE TO													
COMPANY	NAME	ADDRESS	CITY/ST/ZIP	PHONE	FAX	COMPANY	NAME	ADDRESS	CITY/ST/ZIP	PHONE	FAX						
Day Environmental Inc.	Ray Kampoff	40 Commercial Street	Rochester New York 14614	(503) 454-0210	(503) 454-0825	SAME											
CLIENT PROJECT NAME: 5 HUNT ROAD, JAMESTOWN, NY				CLIENT PROJECT #: 3563S-05				CLIENT P.O.#: 3563505									
SAMPLE IDENTIFICATION	DATE/TIME SAMPLED	COMPOSITE	GRAB	WATER	SOIL	OTHER	LAB ID	# OF CONTAINERS	REQUESTED ANALYSES			COMMENTS					
BR-01 (31.1 - 32.6')	4/7/05 / 1100	X	X				61	6	X	TLV VOLCS ASP ONLY 2		Plasma MS/MSD					
BR-01 (41.7 - 43.2')	4/7/05 / 1105	X	X				02	2	X								
BR-01 (54.7 - 56.2')	4/7/05 / 1110	X	X				03	2	X								
BR-01 (67.7 - 69.2')	4/7/05 / 1115	X	X				04	2	X								
BR-01 (80.7 - 82.2')	4/7/05 / 1120	X	X				05	2	X								
BR-01 (93.7 - 95.2')	4/7/05 / 1125	X	X				06	2	X								
TRIP-01	4/7/05 /						07	1	X								
RELINQUISHED BY				DATE/TIME				ACCEPTED BY				DATE/TIME		ADDITIONAL REMARKS:		COOLER TEMP:	
BOL-C Rm				4/7/05 / 1530				FEDEX				4/7/05 / 1530		Please report in category B data deliverables		50C	

1-0007

WHITE; LABORATORY COPY

**YELLOW: REPORT COPY**

**PINK: CLIENT'S COPY**

**MITKEM CORPORATION**  
**Sample Condition Form**

Page 1 of 1

Received By: <u>ARN</u>		Reviewed By: <u>galt</u>		Date: <u>4/8/05</u>		MITKEM Project #: <u>D0410</u>		
Client Project: <u>Janus town</u>				Client: <u>Day</u>			Soil Headspace or Air Bubbles ≥ 1/4"	
		Lab Sample ID		Preservation (pH)		VOA Matrix		
				HNO <sub>3</sub>	H <sub>2</sub> SO <sub>4</sub>	HCl	NaOH	
Cooler Sealed	<u>(Yes)</u> No	<u>D0410</u>	<u>01</u>					<u>H</u>
1) Custody Seal(s)	<u>(Present)</u> / Absent <u>(Coolers)</u> / Bottles <u>(Intact)</u> / Broken		<u>02</u>					
			<u>03</u>					
			<u>04</u>					
			<u>05</u>					
			<u>06</u>					
2) Custody Seal Number(s)	<u>NA</u>	<u>D0410</u>	<u>07</u>					<u>H</u>
3) Chain-of-Custody	<u>(Present)</u> / Absent							
4) Cooler Temperature	<u>5°C</u>							
Coolant Condition	<u>Ice</u>							
5) Airbill(s)	<u>(Present)</u> / Absent							
Airbill Number(s)	<u>FDX</u>							
	<u>850764707927</u>							
6) Sample Bottles	<u>(Intact)</u> / Broken/Leaking							
7) Date Received	<u>4/8/05</u>							
8) Time Received	<u>845</u>							
Preservative Name/Lot No:								

VOA Matrix Key:

**US** = Unpreserved Soil    **A** = Air

**UA** = Unpreserved Aqueo    **H** = HCl

**M/N** = MeOH & NaHSO<sub>4</sub>    **E** = Encore

**N** = NaHSO<sub>4</sub>    **M** = MeOH

See Sample Condition Notification/Corrective Action Form    yes (no)

Rad OK    yes/ no





\* Volatiles \*

2A  
WATER VOLATILE SYSTEM MONITORING COMPOUND RECOVERY

Lab Name: MITKEM CORPORATION Contract: \_\_\_\_\_

Lab Code: MITKEM Case No.: \_\_\_\_\_ SAS No.: \_\_\_\_\_ SDG No.: MD0410

	EPA SAMPLE NO.	SMC1 (TOL) #	SMC2 (BFB) #	SMC3 (DCE) #	OTHER	TOT OUT
	=====	=====	=====	=====	=====	=====
01	VBLK2Q	98	99	104		0
02	V2QLCS	96	95	104		0
03	TRIP-01	98	100	98		0
04	BR311326	94	98	103		0
05	BR311326MS	92	97	99		0
06	BR311326MSD	94	94	101		0
07	BR417432	99	100	98		0
08	BR547562	103	97	96		0
09	BR677692	97	95	96		0
10	BR807822	89	90	93		0
11	VBLK2T	105	96	106		0
12	V2TLCS	104	91	107		0
13	BR937952	97	91	96		0
14	BR311326DL	104	96	108		0
15	BR417432DL	105	100	102		0
16	BR547562DL	104	97	107		0
17	BR677692DL	103	96	103		0
18	BR807822DL	101	97	103		0
19	VHBLK2T	102	92	103		0
20						
21						
22						
23						
24						
25						
26						
27						
28						
29						
30						

QC LIMITS

SMC1 (TOL) = Toluene-d8 (88-110)

SMC2 (BFB) = Bromofluorobenzene (86-115)

SMC3 (DCE) = 1,2-Dichloroethane-d4 (76-114)

# Column to be used to flag recovery values

\* Values outside of contract required QC limits

3A  
WATER VOLATILE MATRIX SPIKE/MATRIX SPIKE DUPLICATE RECOVERY

Lab Name: MITKEM CORPORATION Contract: \_\_\_\_\_  
 Lab Code: MITKEM Case No.: \_\_\_\_\_ SAS No.: \_\_\_\_\_ SDG No.: MD0410  
 Matrix Spike - EPA Sample No.: BR311326

COMPOUND	SPIKE ADDED (ug/L)	SAMPLE CONCENTRATION (ug/L)	MS CONCENTRATION (ug/L)	MS % REC #	QC. LIMITS REC.
=====	=====	=====	=====	=====	=====
1,1-Dichloroethene	50	41	85	88	61-145
Trichloroethene	50	3000	2900	-200*	71-120
Benzene	50	0.0	45	90	76-127
Toluene	50	0.0	47	94	76-125
Chlorobenzene	50	0.0	47	94	75-130

COMPOUND	SPIKE ADDED (ug/L)	MSD CONCENTRATION (ug/L)	MSD % REC #	% RPD #	QC LIMITS RPD REC.
=====	=====	=====	=====	=====	=====
1,1-Dichloroethene	50	100	118	29*	14 61-145
Trichloroethene	50	2900	-200*	0	14 71-120
Benzene	50	61	122	30*	11 76-127
Toluene	50	62	124	28*	13 76-125
Chlorobenzene	50	63	126	29*	13 75-130

# Column to be used to flag recovery and RPD values with an asterisk

\* Values outside of QC limits

RPD: 4 out of 5 outside limits

Spike Recovery: 2 out of 10 outside limits

COMMENTS: \_\_\_\_\_

FORM 3  
WATER VOLATILE LAB CONTROL SAMPLE

Lab Name: MITKEM CORPORATION Contract: \_\_\_\_\_  
Lab Code: MITKEM Case No.: \_\_\_\_\_ SAS No.: \_\_\_\_\_ SDG No.: MD0410  
Matrix Spike - Sample No.: V2QLCS

COMPOUND	SPIKE ADDED (ug/L)	SAMPLE CONCENTRATION (ug/L)	LCS CONCENTRATION (ug/L)	LCS % REC #	QC. LIMITS REC.
=====	=====	=====	=====	=====	=====
1,1-Dichloroethene	50		57	114	61-145
Trichloroethene	50		59	118	71-120
Benzene	50		58	116	76-127
Toluene	50		59	118	76-125
Chlorobenzene	50		60	120	75-130

# Column to be used to flag recovery and RPD values with an asterisk

\* Values outside of QC limits

RPD: 0 out of 0 outside limits

Spike Recovery: 0 out of 5 outside limits

COMMENTS: \_\_\_\_\_  
\_\_\_\_\_

FORM 3  
WATER VOLATILE LAB CONTROL SAMPLE

Lab Name: MITKEM CORPORATION Contract: \_\_\_\_\_  
Lab Code: MITKEM Case No.: \_\_\_\_\_ SAS No.: \_\_\_\_\_ SDG No.: MD0410  
Matrix Spike - Sample No.: V2TLCS

COMPOUND	SPIKE ADDED (ug/L)	SAMPLE AMOUNT (ug/L)	LCS AMOUNT (ug/L)	LCS % REC #	QC. LIMITS REC.
=====	=====	=====	=====	=====	=====
1,1-Dichloroethene	50		55	110	61-145
Trichloroethene	50		51	102	71-120
Benzene	50		53	106	76-127
Toluene	50		53	106	76-125
Chlorobenzene	50		54	108	75-130

# Column to be used to flag recovery and RPD values with an asterisk

\* Values outside of QC limits

RPD: 0 out of 0 outside limits

Spike Recovery: 0 out of 5 outside limits

COMMENTS: \_\_\_\_\_  
\_\_\_\_\_

4A  
VOLATILE METHOD BLANK SUMMARY

EPA SAMPLE NO.

VBLK2Q

Lab Name: MITKEM CORPORATION Contract: \_\_\_\_\_  
 Lab Code: MITKEM Case No.: \_\_\_\_\_ SAS No.: \_\_\_\_\_ SDG No.: MD0410  
 Lab File ID: V2G7914 Lab Sample ID: MB-17654  
 Date Analyzed: 04/13/05 Time Analyzed: 1246  
 GC Column: DB-624 ID: 0.25 (mm) Heated Purge: (Y/N) N  
 Instrument ID: V2

THIS METHOD BLANK APPLIES TO THE FOLLOWING SAMPLES, MS, and MSD:

	EPA SAMPLE NO.	LAB SAMPLE ID	LAB FILE ID	TIME ANALYZED
	=====	=====	=====	=====
01	V2QLCS	LCS-17654	V2G7915	1324
02	TRIP-01	D0410-07A	V2G7916	1412
03	BR311326	D0410-01A	V2G7917	1437
04	BR311326MS	D0410-01AMS	V2G7918	1503
05	BR311326MSD	D0410-01AMSD	V2G7919	1528
06	BR417432	D0410-02A	V2G7920	1554
07	BR547562	D0410-03A	V2G7921	1620
08	BR677692	D0410-04A	V2G7922	1645
09	BR807822	D0410-05A	V2G7923	1711
10				
11				
12				
13				
14				
15				
16				
17				
18				
19				
20				
21				
22				
23				
24				
25				
26				
27				
28				
29				
30				

COMMENTS: \_\_\_\_\_  
 \_\_\_\_\_

4A  
VOLATILE METHOD BLANK SUMMARY

EPA SAMPLE NO.

VBLK2T

Lab Name: MITKEM CORPORATION Contract: \_\_\_\_\_

Lab Code: MITKEM Case No.: \_\_\_\_\_ SAS No.: \_\_\_\_\_ SDG No.: MD0410

Lab File ID: V2G7923 Lab Sample ID: MB-17666

Date Analyzed: 04/14/05 Time Analyzed: 1241

GC Column: DB-624 ID: 0.25 (mm) Heated Purge: (Y/N) N

Instrument ID: V2

THIS METHOD BLANK APPLIES TO THE FOLLOWING SAMPLES, MS, and MSD:

	EPA SAMPLE NO. =====	LAB SAMPLE ID =====	LAB FILE ID =====	TIME ANALYZED =====
01	V2TLCs	LCS-17666	V2G7924	1327
02	BR937952	D0410-06A	V2G7925	1406
03	BR311326DL	D0410-01ADL	V2G7926	1435
04	BR417432DL	D0410-02ADL	V2G7927	1503
05	BR547562DL	D0410-03ADL	V2G7928	1531
06	BR677692DL	D0410-04ADL	V2G7929	1601
07	BR807822DL	D0410-05ADL	V2G7930	1627
08	VHBLK2T	VHBLK2T	V2G7932	1718
09				
10				
11				
12				
13				
14				
15				
16				
17				
18				
19				
20				
21				
22				
23				
24				
25				
26				
27				
28				
29				
30				

COMMENTS: \_\_\_\_\_

\_\_\_\_\_

5A  
VOLATILE ORGANIC INSTRUMENT PERFORMANCE CHECK  
BROMOFLUOROBENZENE (BFB)

Lab Name: MITKEM CORPORATION Contract: \_\_\_\_\_  
 Lab Code: MITKEM Case No.: \_\_\_\_\_ SAS No.: \_\_\_\_\_ SDG No.: MD0410  
 Lab File ID: V2G7900 BFB Injection Date: 04/12/05  
 Instrument ID: V2 BFB Injection Time: 1621  
 GC Column: DB-624 ID: 0.25 (mm)

m/e	ION ABUNDANCE CRITERIA	% RELATIVE ABUNDANCE
50	8.0 - 40.0% of mass 95	24.5
75	30.0 - 66.0% of mass 95	55.7
95	Base Peak, 100% relative abundance	100.0
96	5.0 - 9.0% of mass 95	6.8
173	Less than 2.0% of mass 174	0.0 ( 0.0)1
174	50.0 - 120.0% of mass 95	90.8
175	4.0 - 9.0% of mass 174	7.5 ( 8.2)1
176	93.0 - 101.0% of mass 174	90.3 ( 99.4)1
177	5.0 - 9.0% of mass 176	5.9 ( 6.5)2

1-Value is % mass 174                      2-Value is % mass 176

THIS CHECK APPLIES TO THE FOLLOWING SAMPLES, MS, MSD, BLANKS, AND STANDARDS:

	EPA SAMPLE NO.	LAB SAMPLE ID	LAB FILE ID	DATE ANALYZED	TIME ANALYZED
01	VSTD0502P	VSTD0502P	V2G7901	04/12/05	1652
02	VSTD0102P	VSTD0102P	V2G7902	04/12/05	1718
03	VSTD2002P	VSTD2002P	V2G7903	04/12/05	1744
04	VSTD1002P	VSTD1002P	V2G7904	04/12/05	1810
05	VSTD0202P	VSTD0202P	V2G7905	04/12/05	1836
06					
07					
08					
09					
10					
11					
12					
13					
14					
15					
16					
17					
18					
19					
20					
21					
22					



5A  
VOLATILE ORGANIC INSTRUMENT PERFORMANCE CHECK  
BROMOFLUOROBENZENE (BFB)

Lab Name: MITKEM CORPORATION Contract: \_\_\_\_\_  
 Lab Code: MITKEM Case No.: \_\_\_\_\_ SAS No.: \_\_\_\_\_ SDG No.: MD0410  
 Lab File ID: V2G7910 BFB Injection Date: 04/13/05  
 Instrument ID: V2 BFB Injection Time: 1024  
 GC Column: DB-624 ID: 0.25 (mm)

m/e	ION ABUNDANCE CRITERIA	% RELATIVE ABUNDANCE
50	8.0 - 40.0% of mass 95	22.3
75	30.0 - 66.0% of mass 95	51.1
95	Base Peak, 100% relative abundance	100.0
96	5.0 - 9.0% of mass 95	7.0
173	Less than 2.0% of mass 174	0.0 ( 0.0)1
174	50.0 - 120.0% of mass 95	85.7
175	4.0 - 9.0% of mass 174	6.6 ( 7.7)1
176	93.0 - 101.0% of mass 174	83.2 ( 97.1)1
177	5.0 - 9.0% of mass 176	5.6 ( 6.7)2

1-Value is % mass 174                      2-Value is % mass 176

THIS CHECK APPLIES TO THE FOLLOWING SAMPLES, MS, MSD, BLANKS, AND STANDARDS:

	EPA SAMPLE NO.	LAB SAMPLE ID	LAB FILE ID	DATE ANALYZED	TIME ANALYZED
01	VSTD0502Q	VSTD0502Q	V2G7911	04/13/05	1046
02	VBLK2Q	MB-17654	V2G7914	04/13/05	1246
03	V2QLCS	LCS-17654	V2G7915	04/13/05	1324
04	TRIP-01	D0410-07A	V2G7916	04/13/05	1412
05	BR311326	D0410-01A	V2G7917	04/13/05	1437
06	BR311326MS	D0410-01AMS	V2G7918	04/13/05	1503
07	BR311326MSD	D0410-01AMSD	V2G7919	04/13/05	1528
08	BR417432	D0410-02A	V2G7920	04/13/05	1554
09	BR547562	D0410-03A	V2G7921	04/13/05	1620
10	BR677692	D0410-04A	V2G7922	04/13/05	1645
11	BR807822	D0410-05A	V2G7923	04/13/05	1711
12					
13					
14					
15					
16					
17					
18					
19					
20					
21					
22					

5A  
VOLATILE ORGANIC INSTRUMENT PERFORMANCE CHECK  
BROMOFLUOROBENZENE (BFB)

Lab Name: MITKEM CORPORATION Contract: \_\_\_\_\_  
 Lab Code: MITKEM Case No.: \_\_\_\_\_ SAS No.: \_\_\_\_\_ SDG No.: MD0410  
 Lab File ID: V2G7920 BFB Injection Date: 04/14/05  
 Instrument ID: V2 BFB Injection Time: 1040  
 GC Column: DB-624 ID: 0.25 (mm)

m/e	ION ABUNDANCE CRITERIA	% RELATIVE ABUNDANCE
50	8.0 - 40.0% of mass 95	22.8
75	30.0 - 66.0% of mass 95	51.8
95	Base Peak, 100% relative abundance	100.0
96	5.0 - 9.0% of mass 95	6.8
173	Less than 2.0% of mass 174	0.0 ( 0.0)1
174	50.0 - 120.0% of mass 95	78.6
175	4.0 - 9.0% of mass 174	6.1 ( 7.7)1
176	93.0 - 101.0% of mass 174	77.0 ( 97.9)1
177	5.0 - 9.0% of mass 176	5.2 ( 6.8)2

1-Value is % mass 174                      2-Value is % mass 176

THIS CHECK APPLIES TO THE FOLLOWING SAMPLES, MS, MSD, BLANKS, AND STANDARDS:

	EPA SAMPLE NO.	LAB SAMPLE ID	LAB FILE ID	DATE ANALYZED	TIME ANALYZED
01	VSTD0502T	VSTD0502T	V2G7922	04/14/05	1202
02	VBLK2T	MB-17666	V2G7923	04/14/05	1241
03	V2TLCS	LCS-17666	V2G7924	04/14/05	1327
04	BR937952	D0410-06A	V2G7925	04/14/05	1406
05	BR311326DL	D0410-01ADL	V2G7926	04/14/05	1435
06	BR417432DL	D0410-02ADL	V2G7927	04/14/05	1503
07	BR547562DL	D0410-03ADL	V2G7928	04/14/05	1531
08	BR677692DL	D0410-04ADL	V2G7929	04/14/05	1601
09	BR807822DL	D0410-05ADL	V2G7930	04/14/05	1627
10	VHBLK2T	VHBLK2T	V2G7932	04/14/05	1718
11					
12					
13					
14					
15					
16					
17					
18					
19					
20					
21					
22					

8A  
VOLATILE INTERNAL STANDARD AREA AND RT SUMMARY

Lab Name: MITKEM CORPORATION Contract: \_\_\_\_\_  
 Lab Code: MITKEM Case No.: \_\_\_\_\_ SAS No.: \_\_\_\_\_ SDG No.: MD0410  
 EPA Sample No. (VSTD050##): VSTD0502Q Date Analyzed: 04/13/05  
 Lab File ID (Standard): V2G7911 Time Analyzed: 1046  
 Instrument ID: V2 Heated Purge: (Y/N) N  
 GC Column: DB-624 ID: 0.25 (mm)

	IS1 (BCM)	RT #	IS2 (DFB)	RT #	IS3 (CBZ)	RT #
	AREA #		AREA #		AREA #	
=====	=====	=====	=====	=====	=====	=====
12 HOUR STD	204532	5.60	921600	6.72	687011	10.32
UPPER LIMIT	409064	6.10	1843200	7.22	1374022	10.82
LOWER LIMIT	102266	5.10	460800	6.22	343506	9.82
=====	=====	=====	=====	=====	=====	=====
EPA SAMPLE						
=====	=====	=====	=====	=====	=====	=====
01 VBLK2Q	191400	5.60	866450	6.72	636593	10.31
02 V2QLCS	190595	5.60	865559	6.72	648332	10.31
03 TRIP-01	188337	5.61	863692	6.71	606736	10.31
04 BR311326	177118	5.60	812664	6.72	614119	10.31
05 BR311326MS	184411	5.60	859988	6.72	638320	10.31
06 BR311326MSD	179578	5.60	841433	6.72	624440	10.31
07 BR417432	173895	5.60	759755	6.71	568335	10.31
08 BR547562	191379	5.60	844042	6.72	625501	10.31
09 BR677692	201666	5.60	855337	6.72	649035	10.31
10 BR807822	199311	5.60	868612	6.71	654897	10.31
11						
12						
13						
14						
15						
16						
17						
18						
19						
20						
21						
22						

IS1 (BCM) = Bromochloromethane  
 IS2 (DFB) = 1,4-Difluorobenzene  
 IS3 (CBZ) = Chlorobenzene-d5

AREA UPPER LIMIT = +100% of internal standard area  
 AREA LOWER LIMIT = - 50% of internal standard area  
 RT UPPER LIMIT = + 0.50 minutes of internal standard RT  
 RT LOWER LIMIT = - 0.50 minutes of internal standard RT

# Column used to flag values outside QC limits with an asterisk.  
 \* Values outside of QC limits

8A  
VOLATILE INTERNAL STANDARD AREA AND RT SUMMARY

Lab Name: MITKEM CORPORATION Contract: \_\_\_\_\_  
 Lab Code: MITKEM Case No.: \_\_\_\_\_ SAS No.: \_\_\_\_\_ SDG No.: MD0410  
 EPA Sample No. (VSTD050##): VSTD0502T Date Analyzed: 04/14/05  
 Lab File ID (Standard): V2G7922 Time Analyzed: 1202  
 Instrument ID: V2 Heated Purge: (Y/N) N  
 GC Column: DB-624 ID: 0.25 (mm)

	IS1 (BCM)	RT #	IS2 (DFB)	RT #	IS3 (CBZ)	RT #
	AREA #		AREA #		AREA #	
=====	=====	=====	=====	=====	=====	=====
12 HOUR STD	224805	5.59	1012963	6.71	772848	10.31
UPPER LIMIT	449610	6.09	2025926	7.21	1545696	10.81
LOWER LIMIT	112403	5.09	506482	6.21	386424	9.81
=====	=====	=====	=====	=====	=====	=====
EPA SAMPLE						
=====	=====	=====	=====	=====	=====	=====
01 VBLK2T	217434	5.60	981358	6.71	692593	10.31
02 V2TLCS	206086	5.59	962738	6.71	689943	10.30
03 BR937952	228167	5.59	1008396	6.71	723968	10.30
04 BR311326DL	206369	5.59	895879	6.70	673793	10.30
05 BR417432DL	210965	5.59	918437	6.70	663528	10.30
06 BR547562DL	200532	5.59	879699	6.70	666054	10.30
07 BR677692DL	211271	5.59	925446	6.70	682755	10.30
08 BR807822DL	210319	5.59	943996	6.70	705865	10.30
09 VHBLK2T	209057	5.59	947694	6.70	687320	10.30
10						
11						
12						
13						
14						
15						
16						
17						
18						
19						
20						
21						
22						

IS1 (BCM) = Bromochloromethane  
 IS2 (DFB) = 1,4-Difluorobenzene  
 IS3 (CBZ) = Chlorobenzene-d5

AREA UPPER LIMIT = +100% of internal standard area  
 AREA LOWER LIMIT = - 50% of internal standard area  
 RT UPPER LIMIT = + 0.50 minutes of internal standard RT  
 RT LOWER LIMIT = - 0.50 minutes of internal standard RT

# Column used to flag values outside QC limits with an asterisk.  
 \* Values outside of QC limits

1A  
VOLATILE ORGANICS ANALYSIS DATA SHEET

EPA SAMPLE NO.

BR311326

Lab Name: MITKEM CORPORATION Contract: \_\_\_\_\_

Lab Code: MITKEM Case No.: \_\_\_\_\_ SAS No.: \_\_\_\_\_ SDG No.: MD0410

Matrix: (soil/water) WATER Lab Sample ID: D0410-01A

Sample wt/vol: 5.000 (g/mL) ML Lab File ID: V2G7917

Level: (low/med) LOW Date Received: 04/08/05

% Moisture: not dec. \_\_\_\_\_ Date Analyzed: 04/13/05

GC Column: DB-624 ID: 0.25 (mm) Dilution Factor: 1.0

Soil Extract Volume: \_\_\_\_\_ (uL) Soil Aliquot Volume: \_\_\_\_\_ (uL)

CONCENTRATION UNITS:  
(ug/L or ug/Kg) UG/L Q

CAS NO.	COMPOUND		
75-71-8	Dichlorodifluoromethane	10	U
74-87-3	Chloromethane	10	U
75-01-4	Vinyl Chloride	320	E
74-83-9	Bromomethane	10	U
75-00-3	Chloroethane	10	U
75-69-4	Trichlorofluoromethane	10	U
75-35-4	1,1-Dichloroethene	41	
76-13-1	1,1,2-Trichloro-1,2,2-trifluoroethane	10	U
67-64-1	Acetone	10	U
75-15-0	Carbon Disulfide	10	U
79-20-9	Methyl Acetate	10	U
75-09-2	Methylene Chloride	10	U
156-60-5	trans-1,2-Dichloroethene	12	
1634-04-4	Methyl tert-Butyl Ether	10	U
75-34-3	1,1-Dichloroethane	3	J
156-59-2	cis-1,2-Dichloroethene	1600	E
78-93-3	2-Butanone	10	U
67-66-3	Chloroform	10	U
71-55-6	1,1,1-Trichloroethane	10	U
110-82-7	Cyclohexane	10	U
56-23-5	Carbon Tetrachloride	10	U
71-43-2	Benzene	10	U
107-06-2	1,2-Dichloroethane	10	U

1B  
VOLATILE ORGANICS ANALYSIS DATA SHEET

EPA SAMPLE NO.

BR311326

Lab Name: MITKEM CORPORATION Contract: \_\_\_\_\_

Lab Code: MITKEM Case No.: \_\_\_\_\_ SAS No.: \_\_\_\_\_ SDG No.: MD0410

Matrix: (soil/water) WATER Lab Sample ID: D0410-01A

Sample wt/vol: 5.000 (g/mL) ML Lab File ID: V2G7917

Level: (low/med) LOW Date Received: 04/08/05

% Moisture: not dec. \_\_\_\_\_ Date Analyzed: 04/13/05

GC Column: DB-624 ID: 0.25 (mm) Dilution Factor: 1.0

Soil Extract Volume: \_\_\_\_\_ (uL) Soil Aliquot Volume: \_\_\_\_\_ (uL)

CONCENTRATION UNITS:  
(ug/L or ug/Kg) UG/L Q

CAS NO.	COMPOUND		
79-01-6	Trichloroethene	3000	E
108-87-2	Methylcyclohexane	10	U
78-87-5	1,2-Dichloropropane	10	U
75-27-4	Bromodichloromethane	10	U
10061-01-5	cis-1,3-Dichloropropene	10	U
108-10-1	4-Methyl-2-Pentanone	10	U
108-88-3	Toluene	10	U
10061-02-6	trans-1,3-Dichloropropene	10	U
79-00-5	1,1,2-Trichloroethane	10	U
127-18-4	Tetrachloroethene	5300	E
591-78-6	2-Hexanone	10	U
124-48-1	Dibromochloromethane	10	U
106-93-4	1,2-Dibromoethane	10	U
108-90-7	Chlorobenzene	10	U
100-41-4	Ethylbenzene	10	U
1330-20-7	Xylene (Total)	10	U
100-42-5	Styrene	10	U
75-25-2	Bromoform	10	U
98-82-8	Isopropylbenzene	10	U
79-34-5	1,1,2,2-Tetrachloroethane	10	U
541-73-1	1,3-Dichlorobenzene	10	U
106-46-7	1,4-Dichlorobenzene	10	U
95-50-1	1,2-Dichlorobenzene	10	U
96-12-8	1,2-Dibromo-3-chloropropane	10	U
120-82-1	1,2,4-Trichlorobenzene	10	U

1F  
VOLATILE ORGANICS ANALYSIS DATA SHEET  
TENTATIVELY IDENTIFIED COMPOUNDS

EPA SAMPLE NO.

BR311326

Lab Name: MITKEM CORPORATION Contract: \_\_\_\_\_

Lab Code: MITKEM Case No.: \_\_\_\_\_ SAS No.: \_\_\_\_\_ SDG No.: MD0410

Matrix: (soil/water) WATER Lab Sample ID: D0410-01A

Sample wt/vol: 5.000 (g/mL) ML Lab File ID: V2G7917

Level: (low/med) LOW Date Received: 04/08/05

% Moisture: not dec. \_\_\_\_\_ Date Analyzed: 04/13/05

GC Column: DB-624 ID: 0.25 (mm) Dilution Factor: 1.0

Soil Extract Volume: \_\_\_\_\_ (uL) Soil Aliquot Volume: \_\_\_\_\_ (uL)

Number TICs found: 0 CONCENTRATION UNITS:  
(ug/L or ug/Kg) ug/L

CAS NUMBER	COMPOUND NAME	RT	EST. CONC.	Q
=====	=====	=====	=====	=====
1.				
2.				
3.				
4.				
5.				
6.				
7.				
8.				
9.				
10.				
11.				
12.				
13.				
14.				
15.				
16.				
17.				
18.				
19.				
20.				
21.				
22.				
23.				
24.				
25.				
26.				
27.				
28.				
29.				
30.				

Data File: \\AVOCADRO\ORGANICS\voa\2.i\050413.B\267917.D

Date : 13-APR-2005 14:37

Client ID: BR311326

Sample Info: ,D0410-01A,,17654

Purge Volume: 5.0

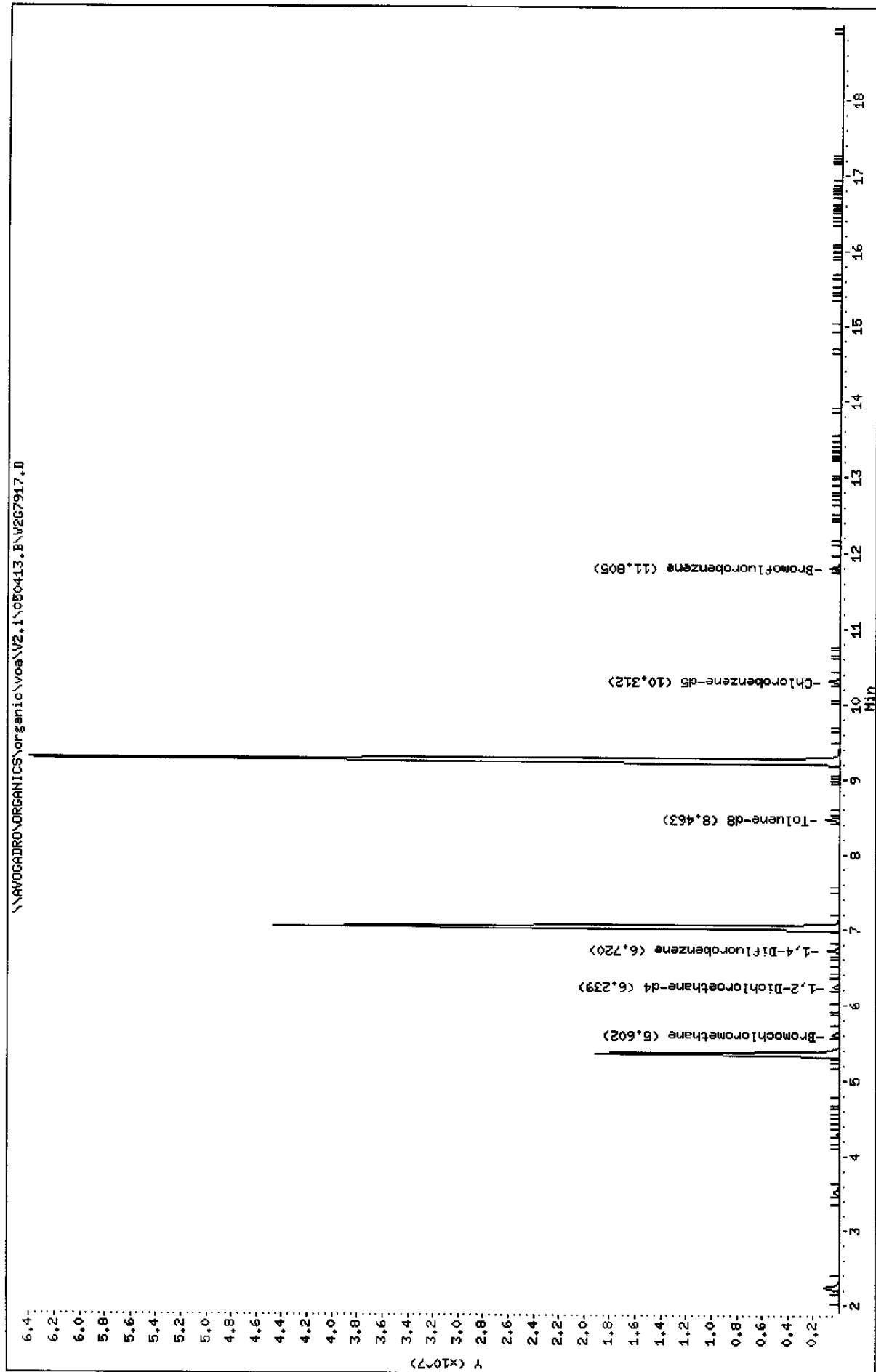
Column phase: DB-624

Instrument: V2.i

Operator: JC SRC: LIHS

Column diameter: 0.25

\\AVOCADRO\ORGANICS\voa\2.i\050413.B\267917.D





Data File: \\AVOGADRO\ORGANICS\organic\voa\V2.i\050413.B\V2G7917.D  
Report Date: 03-May-2005 11:48

Mitkem Corporation

CLP OLM4.X - Water and Medium Soils

Data file : \\AVOGADRO\ORGANICS\organic\voa\V2.i\050413.B\V2G7917.D  
Lab Smp Id: D0410-01A Client Smp ID: BR311326  
Inj Date : 13-APR-2005 14:37  
Operator : JC SRC: LIMS Inst ID: V2.i  
Smp Info : ,D0410-01A,,17654  
Misc Info :  
Comment :  
Method : \\AVOGADRO\ORGANICS\organic\voa\V2.i\050413.B\v2clp4S.m  
Meth Date : 03-May-2005 11:40 mtl Quant Type: ISTD  
Cal Date : 13-APR-2005 10:46 Cal File: V2G7911.D ✓  
Als bottle: 7  
Dil Factor: 1.00000  
Integrator: HP RTE Compound Sublist: CLP4.sub  
Target Version: 4.03  
Processing Host: TARGET6

Concentration Formula: Amt \* DF \* Uf \* 5/Vo

Name	Value	Description
DF	1.000	Dilution Factor
Uf	1.000	ng unit correction factor
Vo	5.000	Sample Volume purged (mL)

Compounds	QUANT SIG MASS	RT	EXP RT	REL RT	RESPONSE	CONCENTRATIONS	
						ON-COLUMN ( ug/L)	FINAL ( ug/L)
3 Vinyl Chloride	62	2.230	2.219	(0.398)	2016287	321.119	320 (A)
7 1,1-Dichloroethene	96	3.503	3.514	(0.625)	231775	41.0361	41
13 trans-1,2-Dichloroethene	96	4.287	4.286	(0.765)	71180	11.6095	12
15 1,1-Dichloroethane	63	4.725	4.725	(0.843)	32713	3.16742	3 (a)
17 cis-1,2-Dichloroethene	96	5.341	5.351	(0.953)	9060314	1613.88	1600 (A)
* 18 Bromochloromethane	128	5.602	5.602	(1.000)	177118	50.0000	
\$ 23 1,2-Dichloroethane-d4	65	6.239	6.239	(1.114)	491922	51.2628	51
* 26 1,4-Difluorobenzene	114	6.720	6.719	(1.000)	812664	50.0000	
27 Trichloroethene	130	7.022	7.022	(1.045)	15814682	3020.85	3000 (A)
\$ 33 Toluene-d8	98	8.463	8.463	(0.821)	800407	46.9637	47
37 Tetrachloroethene	164	9.246	9.236	(0.897)	20762767	5300.73	5300 (A)
* 42 Chlorobenzene-d5	117	10.312	10.322	(1.000)	614119	50.0000	
\$ 50 Bromofluorobenzene	95	11.805	11.804	(1.145)	336117	49.1419	49

SB  
5/3/05

Data File: \\AVOGADRO\ORGANICS\organic\voa\V2.i\050413.B\V2G7917.D  
Report Date: 03-May-2005 11:48

QC Flag Legend

- a - Target compound detected but, quantitated amount  
Below Limit Of Quantitation(BLOQ).
- A - Target compound detected but, quantitated amount  
exceeded maximum amount.

Data File: \\AVOGADRO\ORGANICS\organic\voa\V2.i\050413.B\V2G7917.D  
Report Date: 03-May-2005 11:48

Mitkem Corporation

CLP OLM4.X - Water and Medium Soils  
Data file : \\AVOGADRO\ORGANICS\organic\voa\V2.i\050413.B\V2G7917.D  
Lab Smp Id: D0410-01A Client Smp ID: BR311326  
Inj Date : 13-APR-2005 14:37  
Operator : JC SRC: LIMS Inst ID: V2.i  
Smp Info : ,D0410-01A,,17654  
Misc Info :  
Comment :  
Method : \\AVOGADRO\ORGANICS\organic\voa\V2.i\050413.B\v2clp4S.m  
Meth Date : 03-May-2005 11:40 mtl Quant Type: ISTD  
Cal Date : 13-APR-2005 10:46 Cal File: V2G7911.D  
Als bottle: 7  
Dil Factor: 1.00000  
Integrator: HP RTE Compound Sublist: CLP4.sub  
Target Version: 4.03  
Processing Host: TARGET6

- NO TENTATIVELY IDENTIFIED COMPOUNDS -

Data File: \\AVOGADRO\ORGANICS\organic\voa\V2.i\050413.B\V2G7917.D

Date : 13-APR-2005 14:37

Client ID: BR311326

Instrument: V2.i

Sample Info: ,D0410-01A,,17654

Purge Volume: 5.0

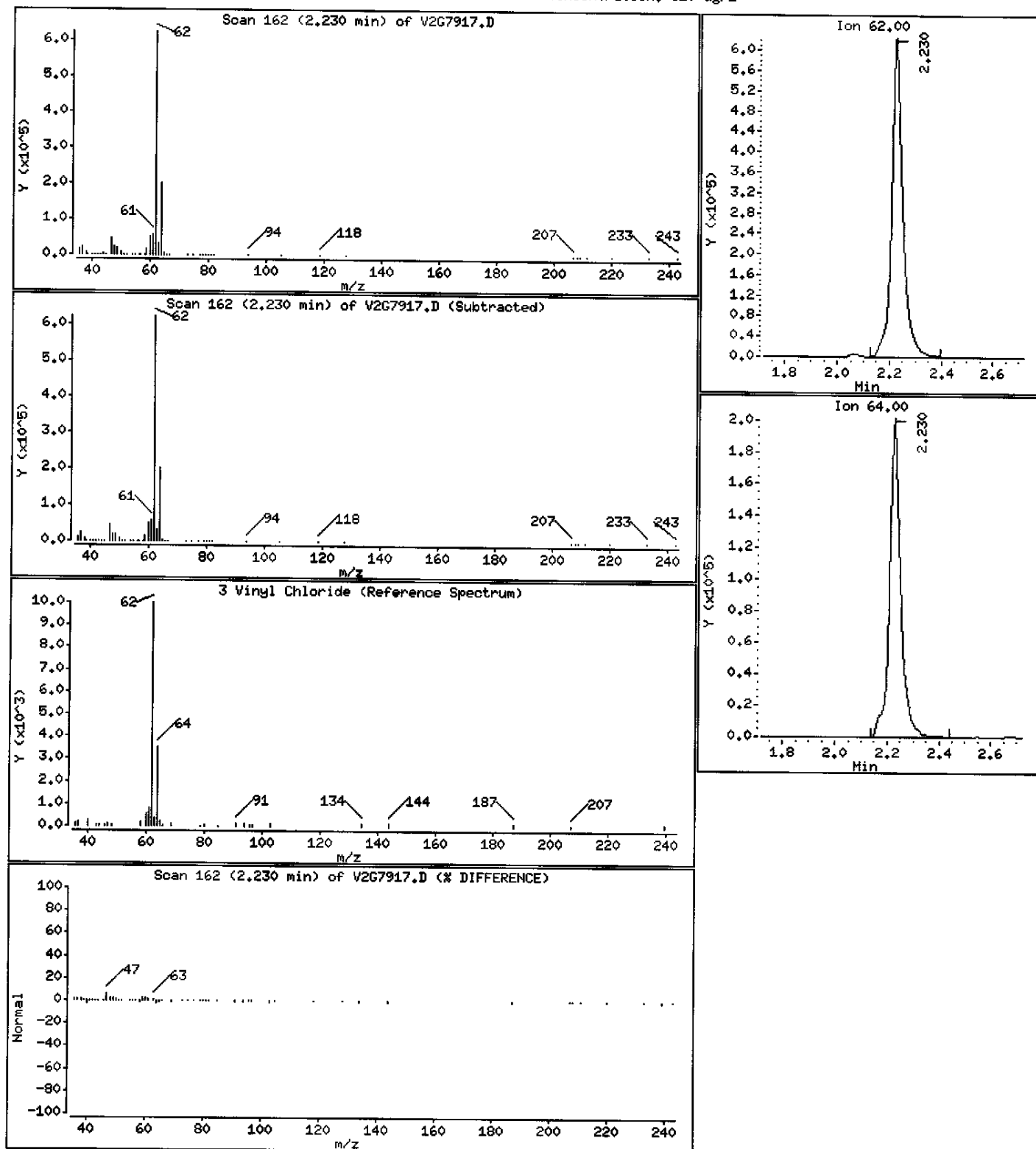
Operator: JC SRC: LIMS

Column phase: DB-624

Column diameter: 0.25

3 Vinyl Chloride

Concentration: 320 ug/L



Data File: \\AVOGADRO\ORGANICS\organic\voa\V2.i\050413.B\V2G7917.D

Date : 13-APR-2005 14:37

Client ID: BR311326

Instrument: V2.i

Sample Info: ,D0410-01A,,17654

Purge Volume: 5.0

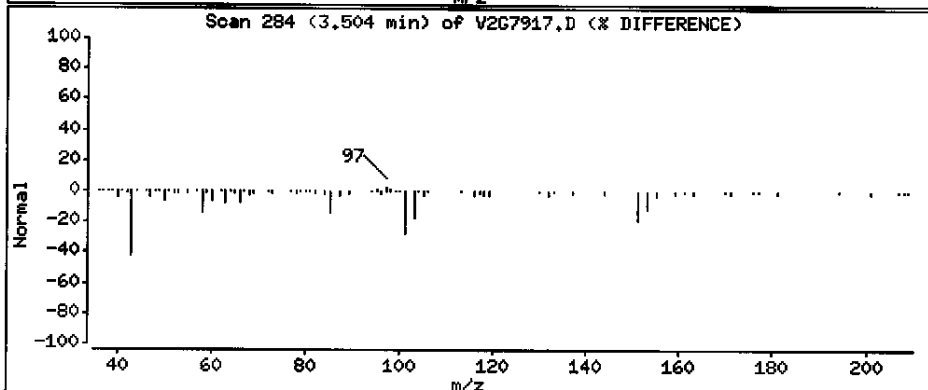
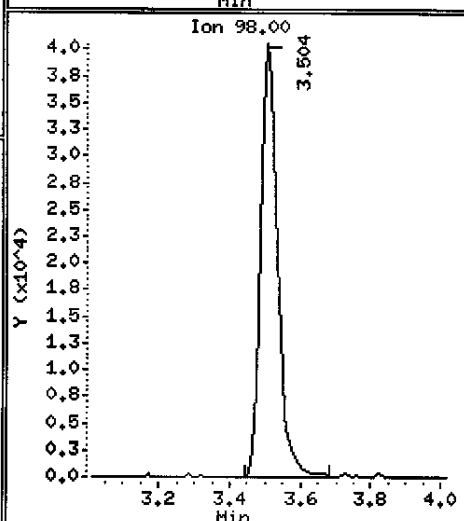
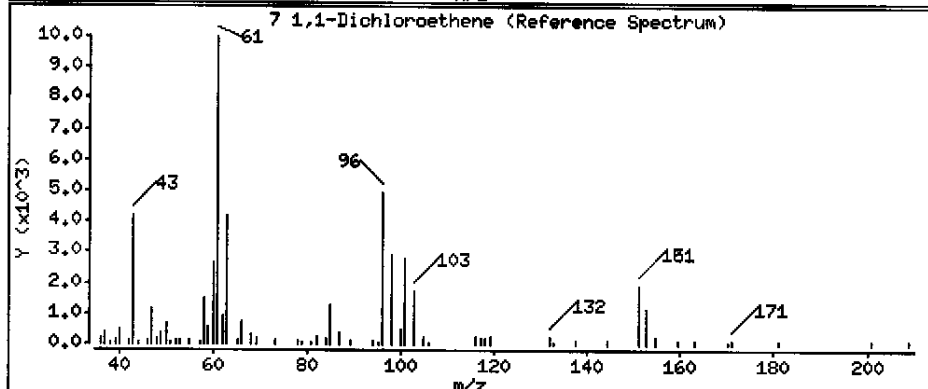
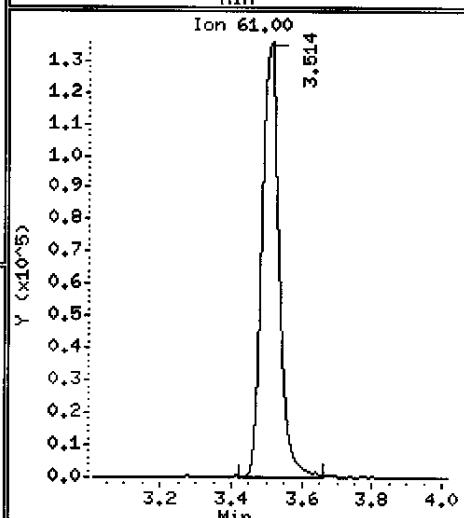
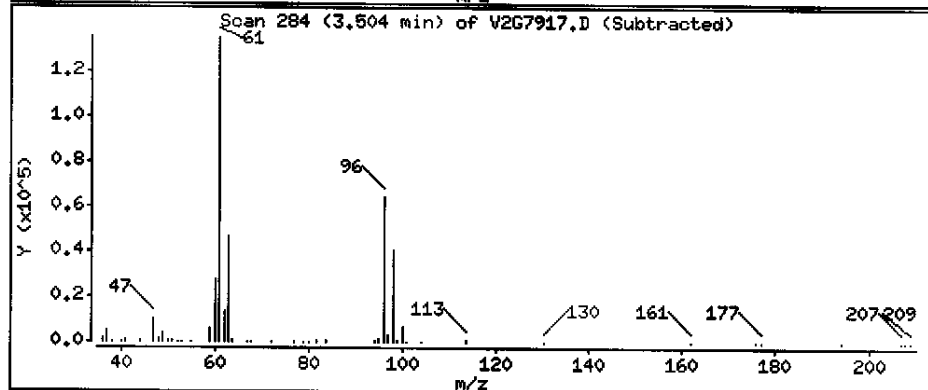
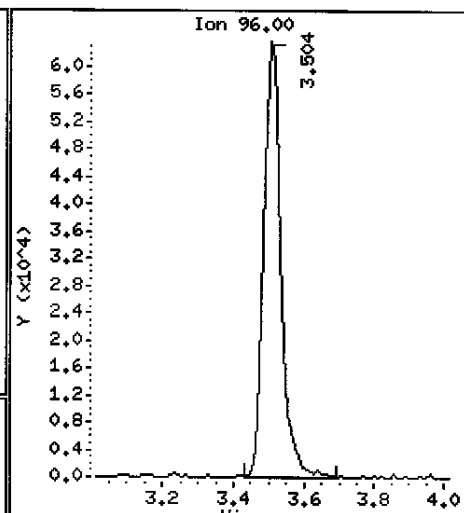
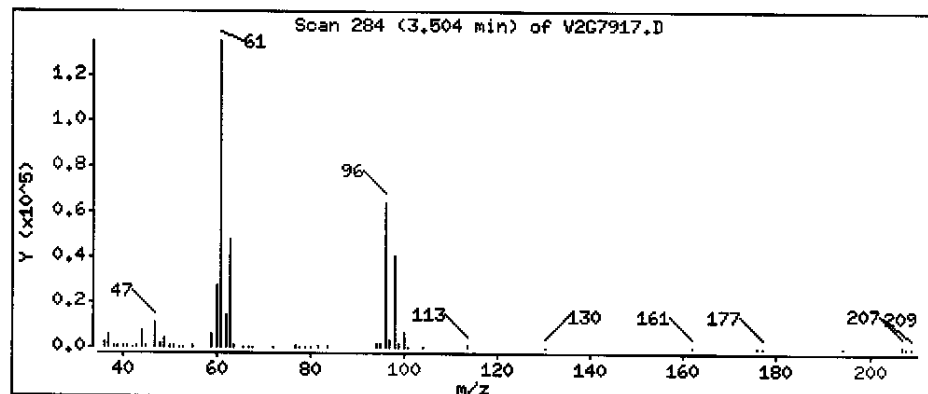
Operator: JC SRC: LIMS

Column phase: DB-624

Column diameter: 0.25

7 1,1-Dichloroethene

Concentration: 41 ug/L



Data File: \\AVOGADRO\ORGANICS\organic\voa\V2.i\050413.B\V2G7917.D

Date : 13-APR-2005 14:37

Client ID: BR311326

Instrument: V2.i

Sample Info: ,D0410-01A,,17654

Purge Volume: 5.0

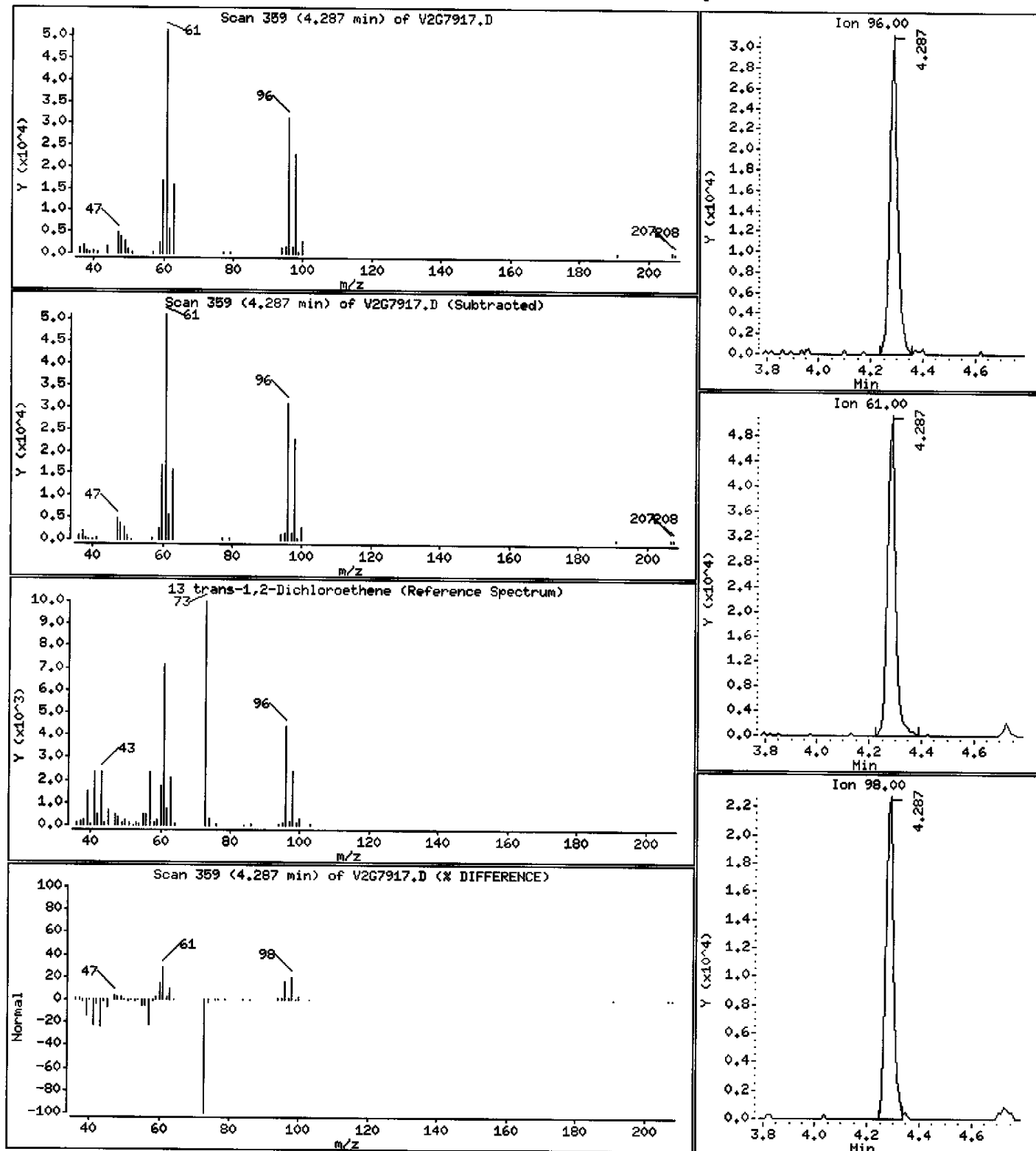
Operator: JC SRC: LIMS

Column phase: DB-624

Column diameter: 0.25

13 trans-1,2-Dichloroethene

Concentration: 12 ug/L



Data File: \\AVOGADRO\ORGANICS\organic\voa\V2.i\050413.B\V2G7917.D

Date : 13-APR-2005 14:37

Client ID: BR311326

Instrument: V2.i

Sample Info: ,D0410-01A,,17654

Purge Volume: 5.0

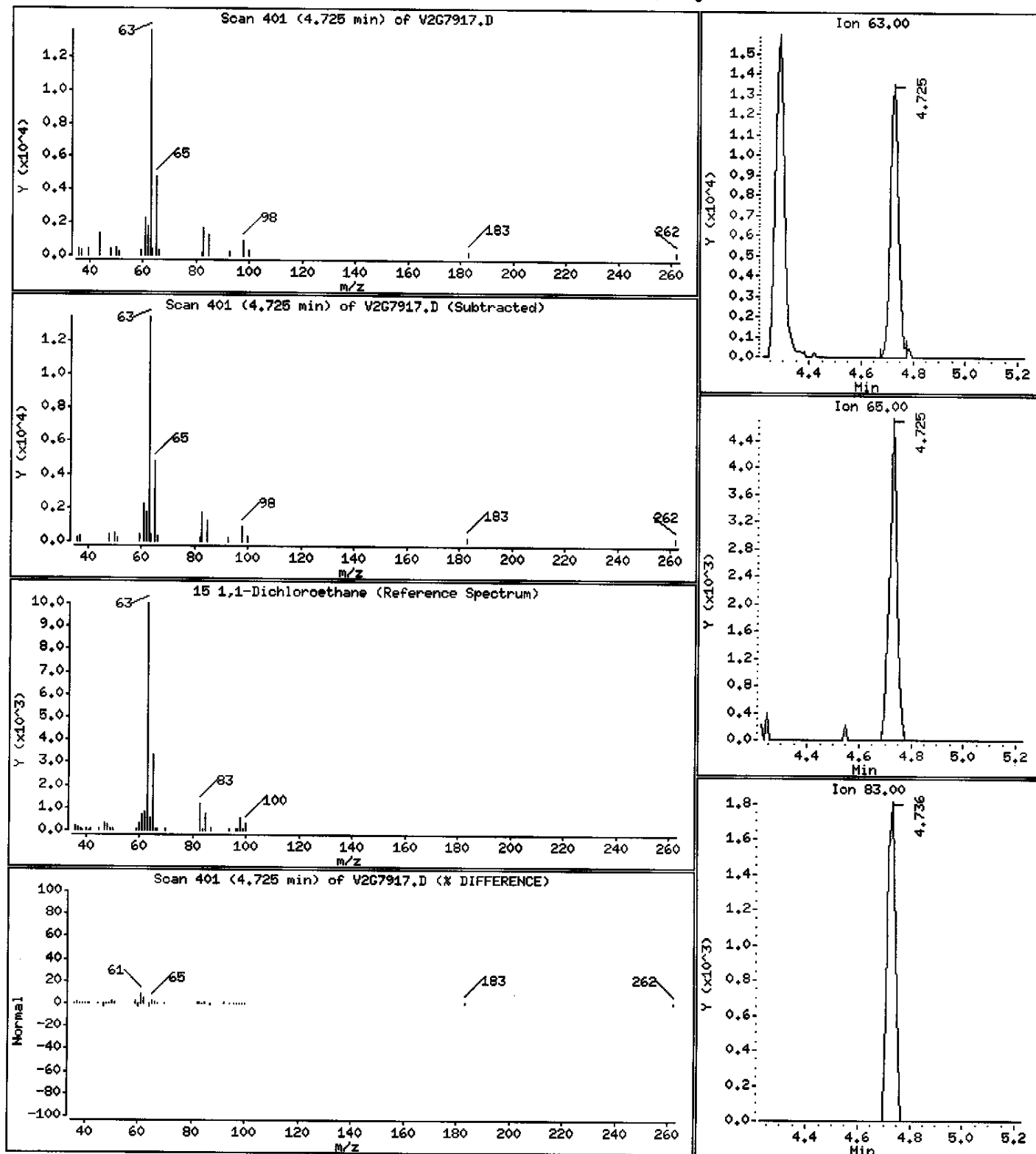
Operator: JC SRC: LIMS

Column phase: DB-624

Column diameter: 0.25

15 1,1-Dichloroethane

Concentration: 3 ug/L



Data File: \\AVOCADRO\ORGANICS\organic\voa\V2.i\050413.B\V2G7917.D

Date : 13-APR-2005 14:37

Client ID: BR311326

Instrument: V2.i

Sample Info: ,D0410-01A,,17654

Purge Volume: 5.0

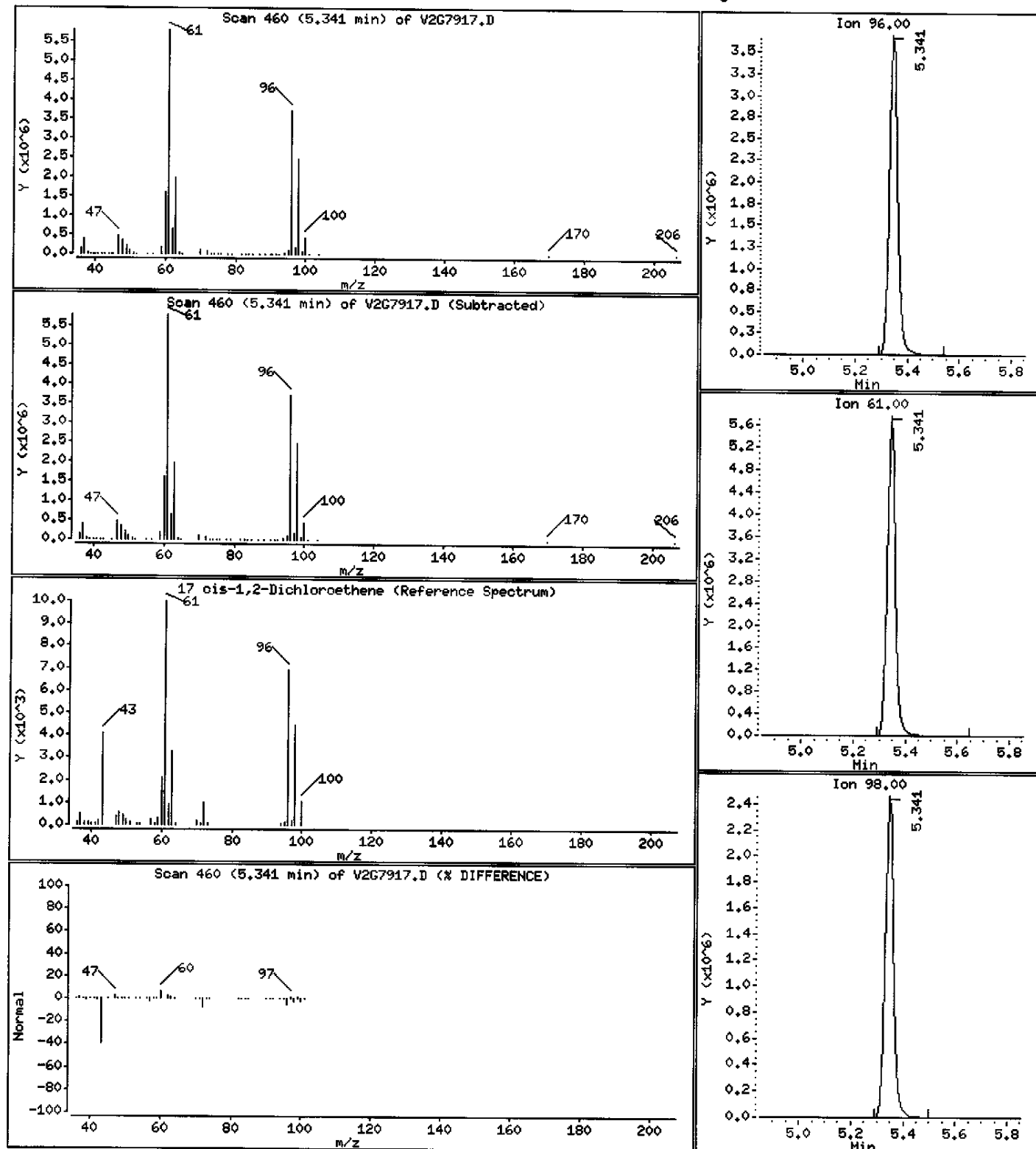
Operator: JC SRC: LIMS

Column phase: DB-624

Column diameter: 0.25

17 cis-1,2-Dichloroethene

Concentration: 1600 ug/L





Data File: \\AVOGADRO\ORGANICS\organic\voa\V2.i\050413.B\V2G7917.D

Date : 13-APR-2005 14:37

Client ID: BR311326

Instrument: V2.i

Sample Info: ,D0410-01A,,17654

Purge Volume: 5.0

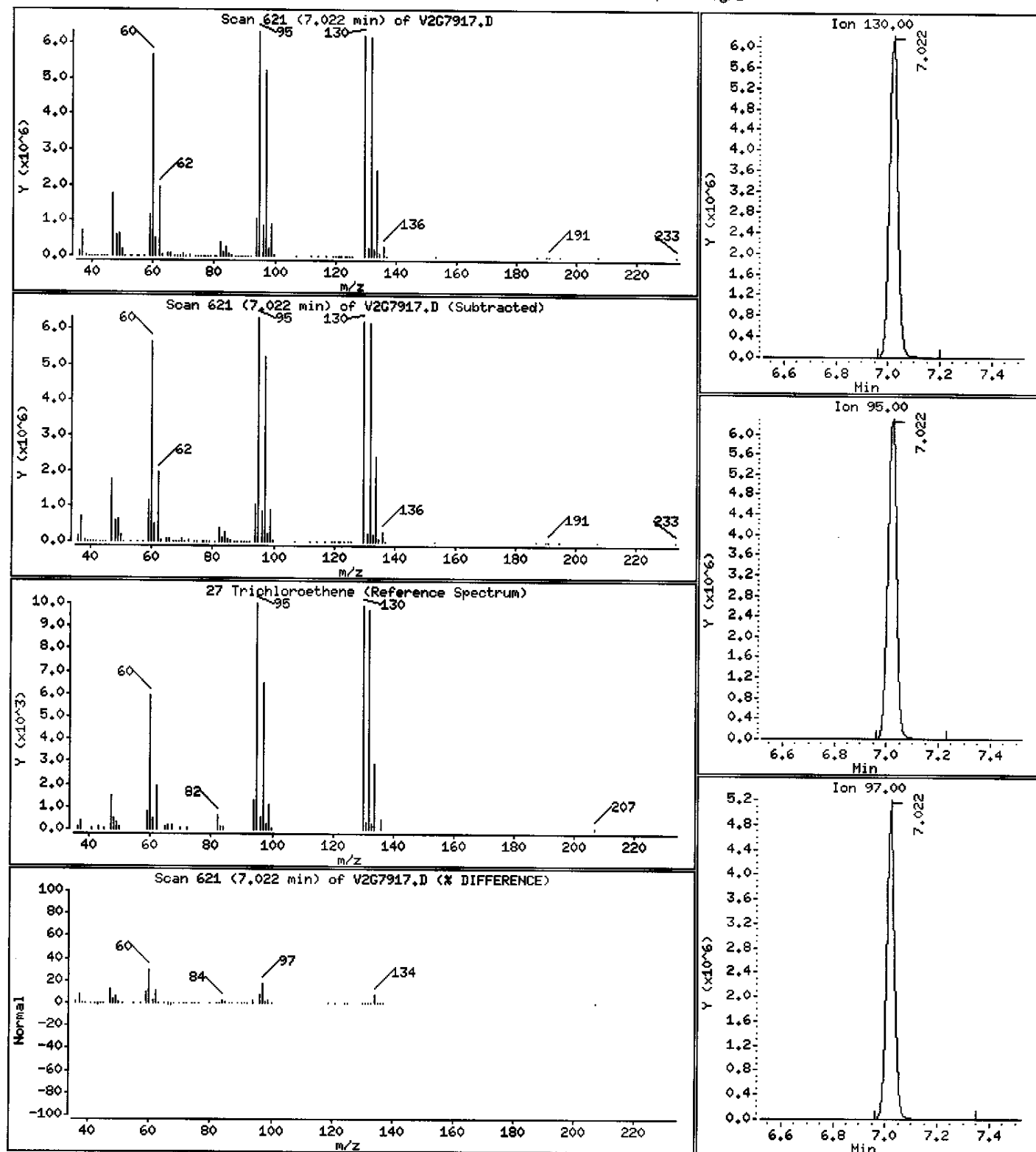
Operator: JC SRC: LIMS

Column phase: DB-624

Column diameter: 0.25

27 Trichloroethene

Concentration: 3000 ug/L



0033

Data File: \\AVOGADRO\ORGANICS\organic\voa\V2.i\050413.B\V2G7917.D

Date : 13-APR-2005 14:37

Client ID: BR311326

Instrument: V2.i

Sample Info: ,D0410-01A,,17654

Purge Volume: 5.0

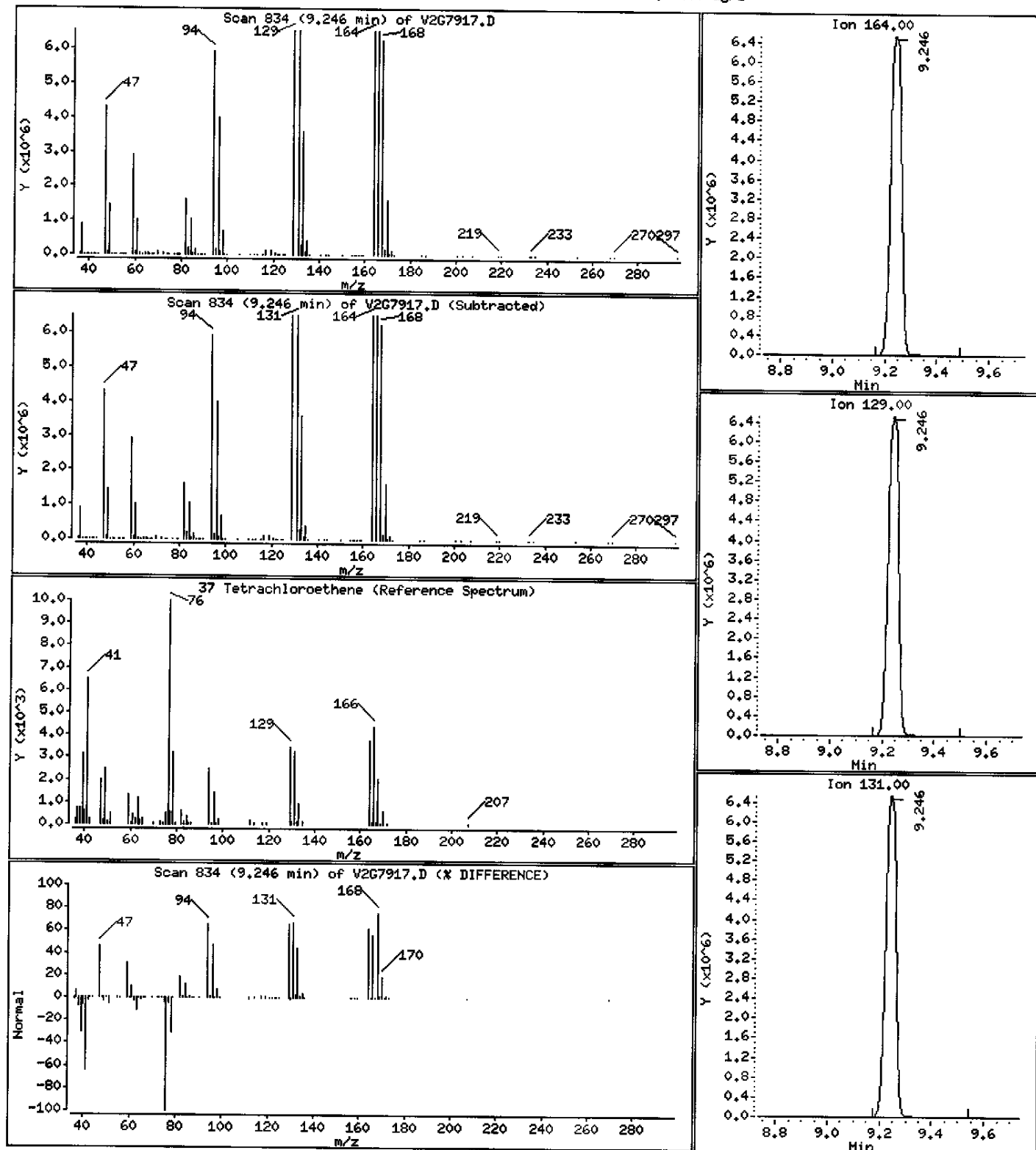
Operator: JC SRC: LIMS

Column phase: DB-624

Column diameter: 0.25

37 Tetrachloroethene

Concentration: 5300 ug/L



1A  
VOLATILE ORGANICS ANALYSIS DATA SHEET

EPA SAMPLE NO.

BR311326DL

Lab Name: MITKEM CORPORATION Contract: \_\_\_\_\_

Lab Code: MITKEM Case No.: \_\_\_\_\_ SAS No.: \_\_\_\_\_ SDG No.: MD0410

Matrix: (soil/water) WATER Lab Sample ID: D0410-01ADL

Sample wt/vol: 5.000 (g/mL) ML Lab File ID: V2G7926

Level: (low/med) LOW Date Received: 04/08/05

% Moisture: not dec. \_\_\_\_\_ Date Analyzed: 04/14/05

GC Column: DB-624 ID: 0.25 (mm) Dilution Factor: 50.0

Soil Extract Volume: \_\_\_\_\_ (uL) Soil Aliquot Volume: \_\_\_\_\_ (uL)

CONCENTRATION UNITS:  
(ug/L or ug/Kg) UG/L Q

CAS NO.	COMPOUND		
75-71-8	Dichlorodifluoromethane	500	U
74-87-3	Chloromethane	500	U
75-01-4	Vinyl Chloride	260	DJ
74-83-9	Bromomethane	500	U
75-00-3	Chloroethane	500	U
75-69-4	Trichlorofluoromethane	500	U
75-35-4	1,1-Dichloroethene	500	U
76-13-1	1,1,2-Trichloro-1,2,2-trifluoroethane	500	U
67-64-1	Acetone	500	U
75-15-0	Carbon Disulfide	500	U
79-20-9	Methyl Acetate	500	U
75-09-2	Methylene Chloride	500	U
156-60-5	trans-1,2-Dichloroethene	500	U
1634-04-4	Methyl tert-Butyl Ether	500	U
75-34-3	1,1-Dichloroethane	500	U
156-59-2	cis-1,2-Dichloroethene	1700	D
78-93-3	2-Butanone	500	U
67-66-3	Chloroform	500	U
71-55-6	1,1,1-Trichloroethane	500	U
110-82-7	Cyclohexane	500	U
56-23-5	Carbon Tetrachloride	500	U
71-43-2	Benzene	500	U
107-06-2	1,2-Dichloroethane	500	U

1B  
VOLATILE ORGANICS ANALYSIS DATA SHEET

EPA SAMPLE NO.

BR311326DL

Lab Name: MITKEM CORPORATION Contract: \_\_\_\_\_

Lab Code: MITKEM Case No.: \_\_\_\_\_ SAS No.: \_\_\_\_\_ SDG No.: MD0410

Matrix: (soil/water) WATER Lab Sample ID: D0410-01ADL

Sample wt/vol: 5.000 (g/mL) ML Lab File ID: V2G7926

Level: (low/med) LOW Date Received: 04/08/05

% Moisture: not dec. \_\_\_\_\_ Date Analyzed: 04/14/05

GC Column: DB-624 ID: 0.25 (mm) Dilution Factor: 50.0

Soil Extract Volume: \_\_\_\_\_ (uL) Soil Aliquot Volume: \_\_\_\_\_ (uL)

CONCENTRATION UNITS:  
(ug/L or ug/Kg) UG/L Q

CAS NO.	COMPOUND		
79-01-6	Trichloroethene	3400	D
108-87-2	Methylcyclohexane	500	U
78-87-5	1,2-Dichloropropane	500	U
75-27-4	Bromodichloromethane	500	U
10061-01-5	cis-1,3-Dichloropropene	500	U
108-10-1	4-Methyl-2-Pentanone	500	U
108-88-3	Toluene	500	U
10061-02-6	trans-1,3-Dichloropropene	500	U
79-00-5	1,1,2-Trichloroethane	500	U
127-18-4	Tetrachloroethene	7100	D
591-78-6	2-Hexanone	500	U
124-48-1	Dibromochloromethane	500	U
106-93-4	1,2-Dibromoethane	500	U
108-90-7	Chlorobenzene	500	U
100-41-4	Ethylbenzene	500	U
1330-20-7	Xylene (Total)	500	U
100-42-5	Styrene	500	U
75-25-2	Bromoform	500	U
98-82-8	Isopropylbenzene	500	U
79-34-5	1,1,2,2-Tetrachloroethane	500	U
541-73-1	1,3-Dichlorobenzene	500	U
106-46-7	1,4-Dichlorobenzene	500	U
95-50-1	1,2-Dichlorobenzene	500	U
96-12-8	1,2-Dibromo-3-chloropropane	500	U
120-82-1	1,2,4-Trichlorobenzene	500	U

1F  
VOLATILE ORGANICS ANALYSIS DATA SHEET  
TENTATIVELY IDENTIFIED COMPOUNDS

EPA SAMPLE NO.

BR311326DL

Lab Name: MITKEM CORPORATION Contract: \_\_\_\_\_

Lab Code: MITKEM Case No.: \_\_\_\_\_ SAS No.: \_\_\_\_\_ SDG No.: MD0410

Matrix: (soil/water) WATER Lab Sample ID: D0410-01ADL

Sample wt/vol: 5.000 (g/mL) ML Lab File ID: V2G7926

Level: (low/med) LOW Date Received: 04/08/05

% Moisture: not dec. \_\_\_\_\_ Date Analyzed: 04/14/05

GC Column: DB-624 ID: 0.25 (mm) Dilution Factor: 50.0

Soil Extract Volume: \_\_\_\_\_ (uL) Soil Aliquot Volume: \_\_\_\_\_ (uL)

Number TICs found: 0 CONCENTRATION UNITS:  
(ug/L or ug/Kg) ug/L

CAS NUMBER	COMPOUND NAME	RT	EST. CONC.	Q
=====	=====	=====	=====	=====
1.				
2.				
3.				
4.				
5.				
6.				
7.				
8.				
9.				
10.				
11.				
12.				
13.				
14.				
15.				
16.				
17.				
18.				
19.				
20.				
21.				
22.				
23.				
24.				
25.				
26.				
27.				
28.				
29.				
30.				

Data File: \\AVOGADRO\ORGANICS\organic\voa\2.i\050414.B\267926.D

Date : 14-APR-2005 14:35

Client ID: BR311326DL

Sample Info: D0410-01ADL,,17666,50

Purge Volume: 5.0

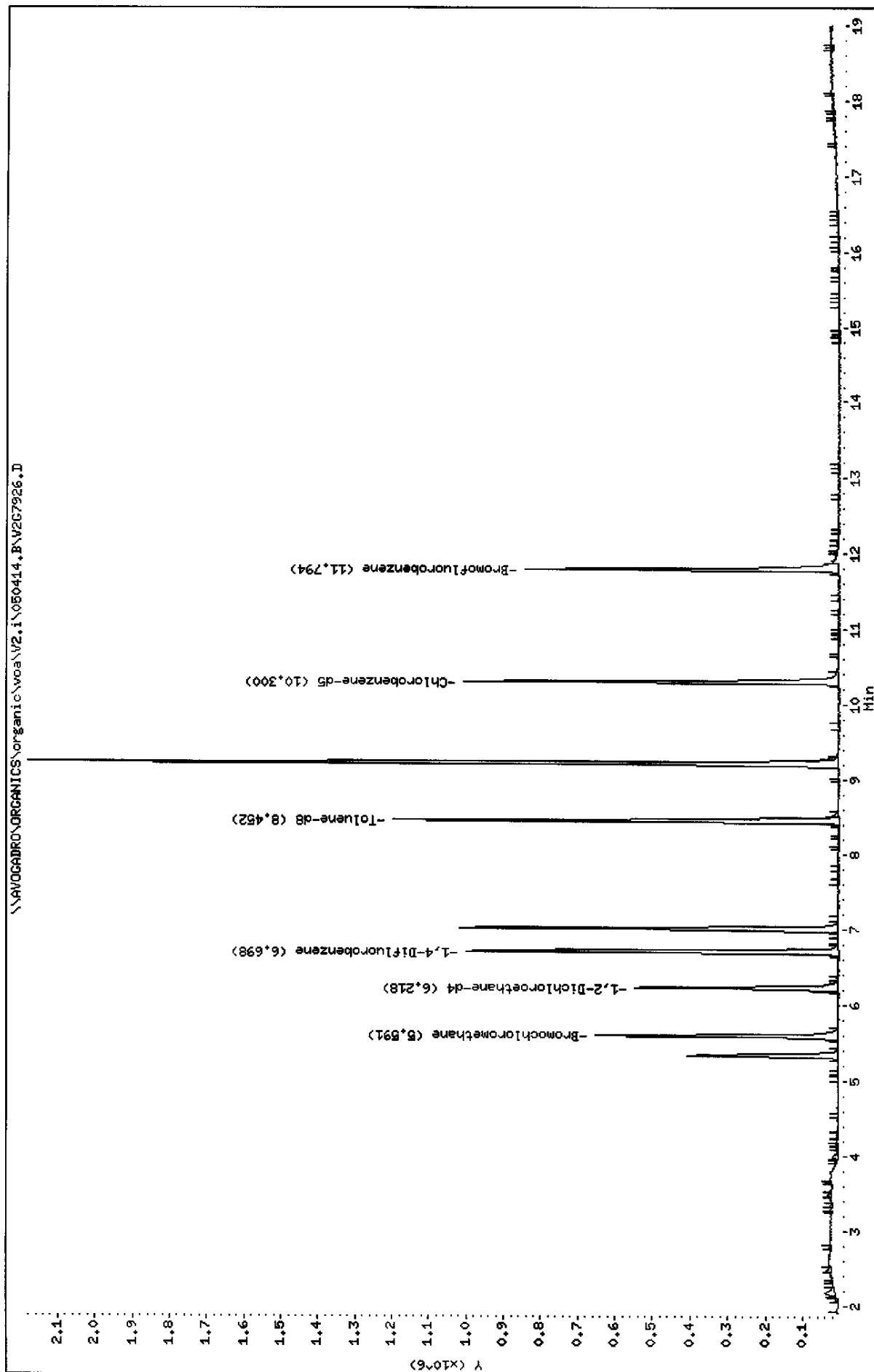
Column phase: DB-624

Instrument: V2.i

Operator: JC SRC: LIMS

Column diameter: 0.25

\\AVOGADRO\ORGANICS\organic\voa\2.i\050414.B\267926.D



Data File: \\AVOGADRO\ORGANICS\organic\voa\V2.i\050414.B\V2G7926.D  
Report Date: 03-May-2005 12:04

Mitkem Corporation

CLP OLM4.X - Water and Medium Soils

Data file : \\AVOGADRO\ORGANICS\organic\voa\V2.i\050414.B\V2G7926.D  
Lab Smp Id: D0410-01ADL Client Smp ID: BR311326DL  
Inj Date : 14-APR-2005 14:35  
Operator : JC SRC: LIMS Inst ID: V2.i  
Smp Info : ,D0410-01ADL,,17666,50  
Misc Info :  
Comment :  
Method : \\AVOGADRO\ORGANICS\organic\voa\V2.i\050414.B\v2clp4S.m  
Meth Date : 03-May-2005 11:59 mtl Quant Type: ISTD  
Cal Date : 14-APR-2005 12:02 Cal File: V2G7922.D ✓  
Als bottle: 6  
Dil Factor: 50.00000  
Integrator: HP RTE Compound Sublist: CLP4.sub  
Target Version: 4.03  
Processing Host: TARGET6

Concentration Formula: Amt \* DF \* Uf \* 5/Vo

Name	Value	Description
DF	50.000 ✓	Dilution Factor
Uf	1.000	ng unit correction factor
Vo	5.000	Sample Volume purged (mL)

Compounds	QUANT SIG						CONCENTRATIONS	
	MASS	RT	EXP RT	REL RT	RESPONSE	ON-COLUMN	FINAL	
						( ug/L)	( ug/L)	
3 Vinyl Chloride	62	2.166	2.210 (0.387)		38966	5.14451	260 (a)	
17 cis-1,2-Dichloroethene	96	5.330	5.342 (0.953)		201656	33.1451	1700	
* 18 Bromochloromethane	128	5.591	5.593 (1.000)		206369	50.0000		
\$ 23 1,2-Dichloroethane-d4	65	6.218	6.230 (1.112)		567389	53.9519	54	
* 26 1,4-Difluorobenzene	114	6.698	6.710 (1.000)		895879	50.0000		
27 Trichloroethene	130	7.001	7.013 (1.045)		386854	68.2610	3400	
\$ 33 Toluene-d8	98	8.452	8.454 (0.821)		909015	51.8484	52	
37 Tetrachloroethene	164	9.214	9.226 (0.895)		605508	142.699	7100	
* 42 Chlorobenzene-d5	117	10.300	10.312 (1.000)		673793	50.0000		
\$ 50 Bromofluorobenzene	95	11.794	11.795 (1.145)		358886	47.8295	48	

QC Flag Legend

a - Target compound detected but, quantitated amount  
Below Limit Of Quantitation(BLOQ).

SB  
5/3/05

Data File: \\AVOGADRO\ORGANICS\organic\voa\V2.i\050414.B\V2G7926.D  
Report Date: 03-May-2005 12:04

Mitkem Corporation

CLP OLM4.X - Water and Medium Soils  
Data file : \\AVOGADRO\ORGANICS\organic\voa\V2.i\050414.B\V2G7926.D  
Lab Smp Id: D0410-01ADL Client Smp ID: BR311326DL  
Inj Date : 14-APR-2005 14:35  
Operator : JC SRC: LIMS Inst ID: V2.i  
Smp Info : ,D0410-01ADL,,17666,50  
Misc Info :  
Comment :  
Method : \\AVOGADRO\ORGANICS\organic\voa\V2.i\050414.B\v2clp4S.m  
Meth Date : 03-May-2005 11:59 mtl Quant Type: ISTD  
Cal Date : 14-APR-2005 12:02 Cal File: V2G7922.D  
Als bottle: 6  
Dil Factor: 50.00000  
Integrator: HP RTE Compound Sublist: CLP4.sub  
Target Version: 4.03  
Processing Host: TARGET6

- NO TENTATIVELY IDENTIFIED COMPOUNDS -



Data File: \\AVOCADRO\ORGANICS\organic\voa\V2.i\050414.B\V2G7926.D

Date : 14-APR-2005 14:35

Client ID: BR311326DL

Instrument: V2.i

Sample Info: ,D0410-01ADL,,17666,50

Purge Volume: 5.0

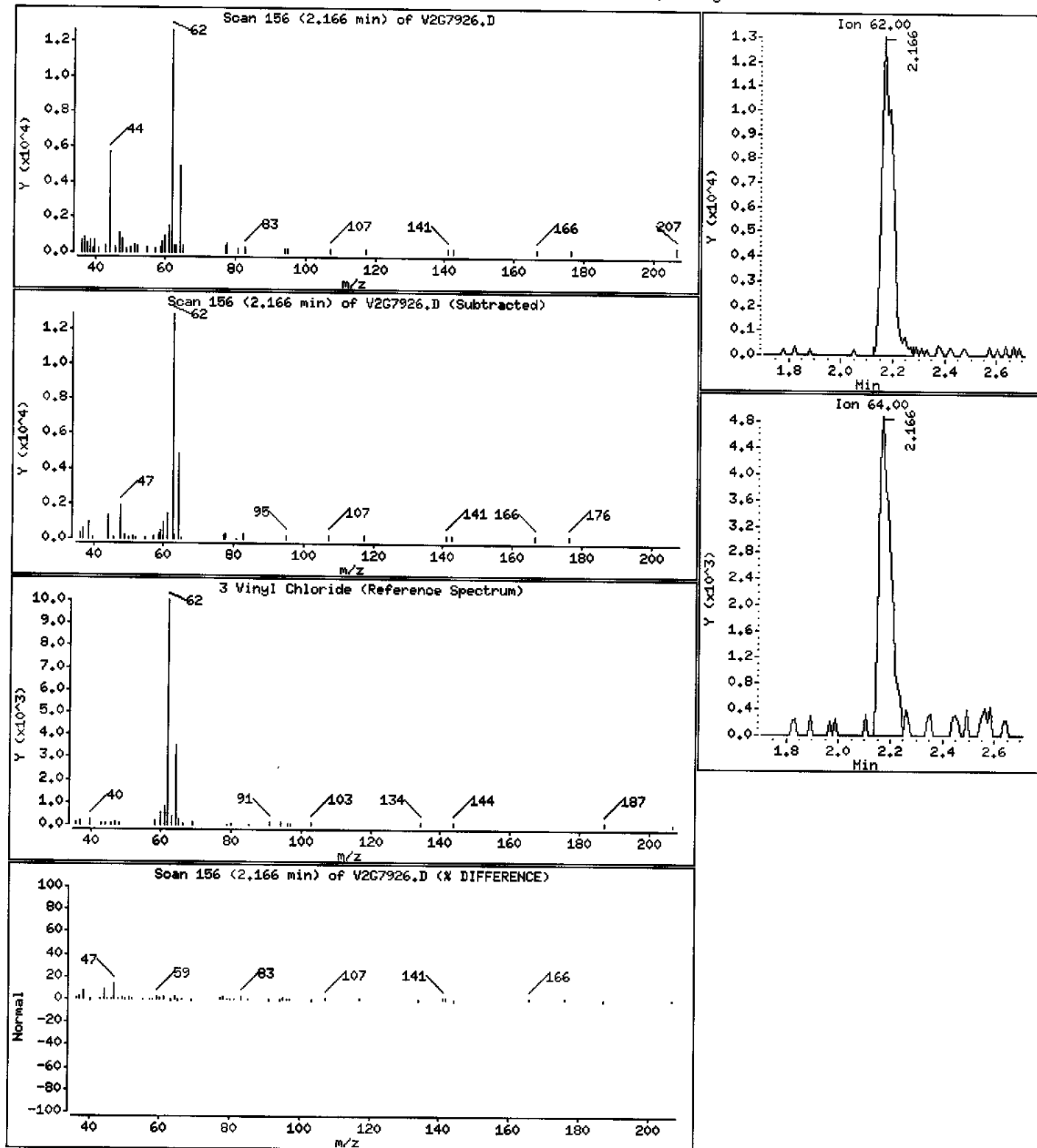
Operator: JC SRC: LIMS

Column phase: DB-624

Column diameter: 0.25

3 Vinyl Chloride

Concentration: 260 ug/L



Data File: \\AVOGADRO\ORGANICS\organic\voa\V2.i\050414.B\V2G7926.D

Date : 14-APR-2005 14:35

Client ID: BR311326DL

Instrument: V2.i

Sample Info: ,D0410-01ADL,,17666,50

Purge Volume: 5.0

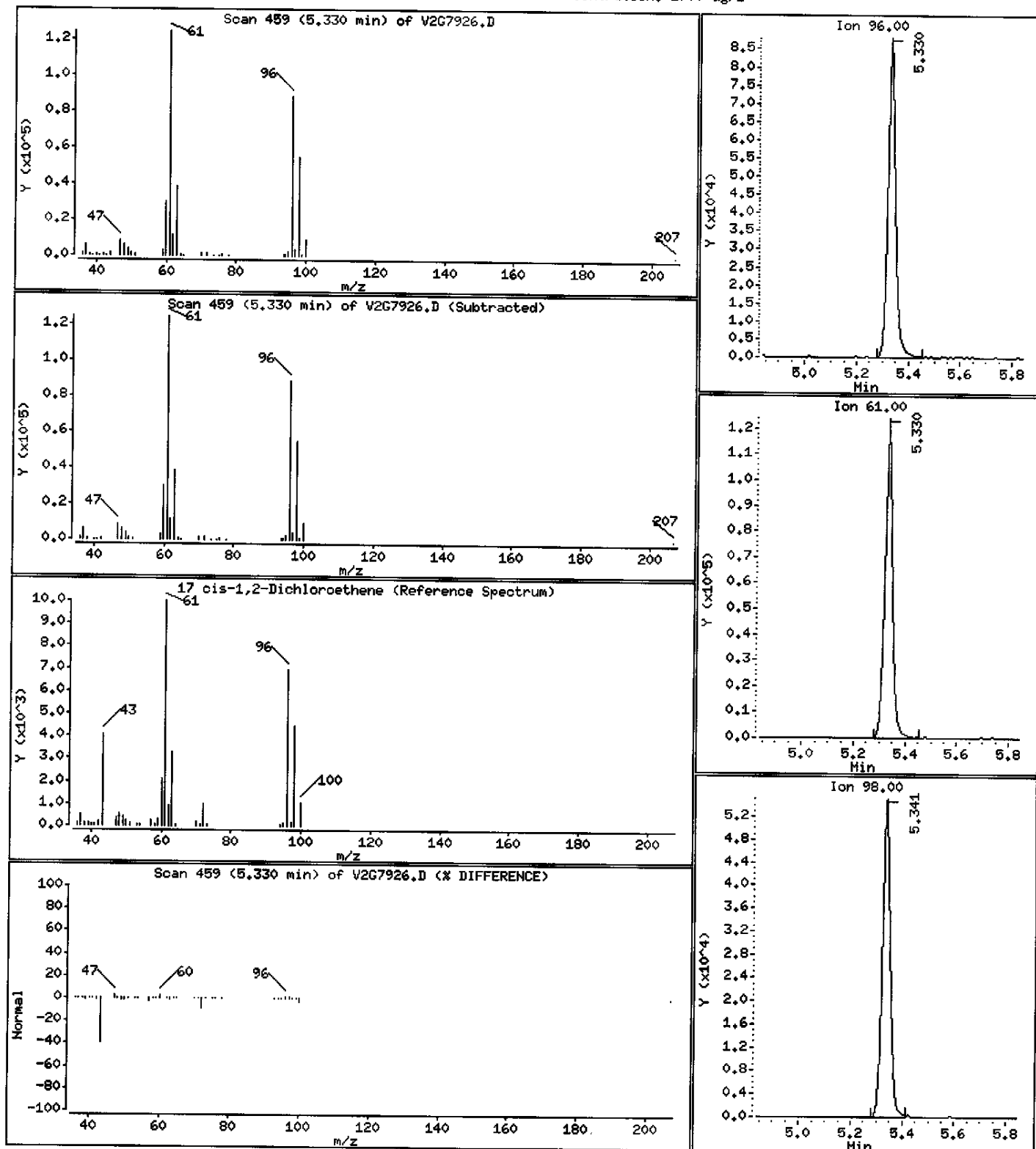
Operator: JC SRC: LIMS

Column phase: DB-624

Column diameter: 0.25

17 cis-1,2-Dichloroethene

Concentration: 1700 ug/L



Data File: \\AVOGADRO\ORGANICS\organic\voa\V2.i\050414.B\V2G7926.D

Date : 14-APR-2005 14:35

Client ID: BR311326DL

Instrument: V2.i

Sample Info: ,D0410-01ADL,,17666,50

Purge Volume: 5.0

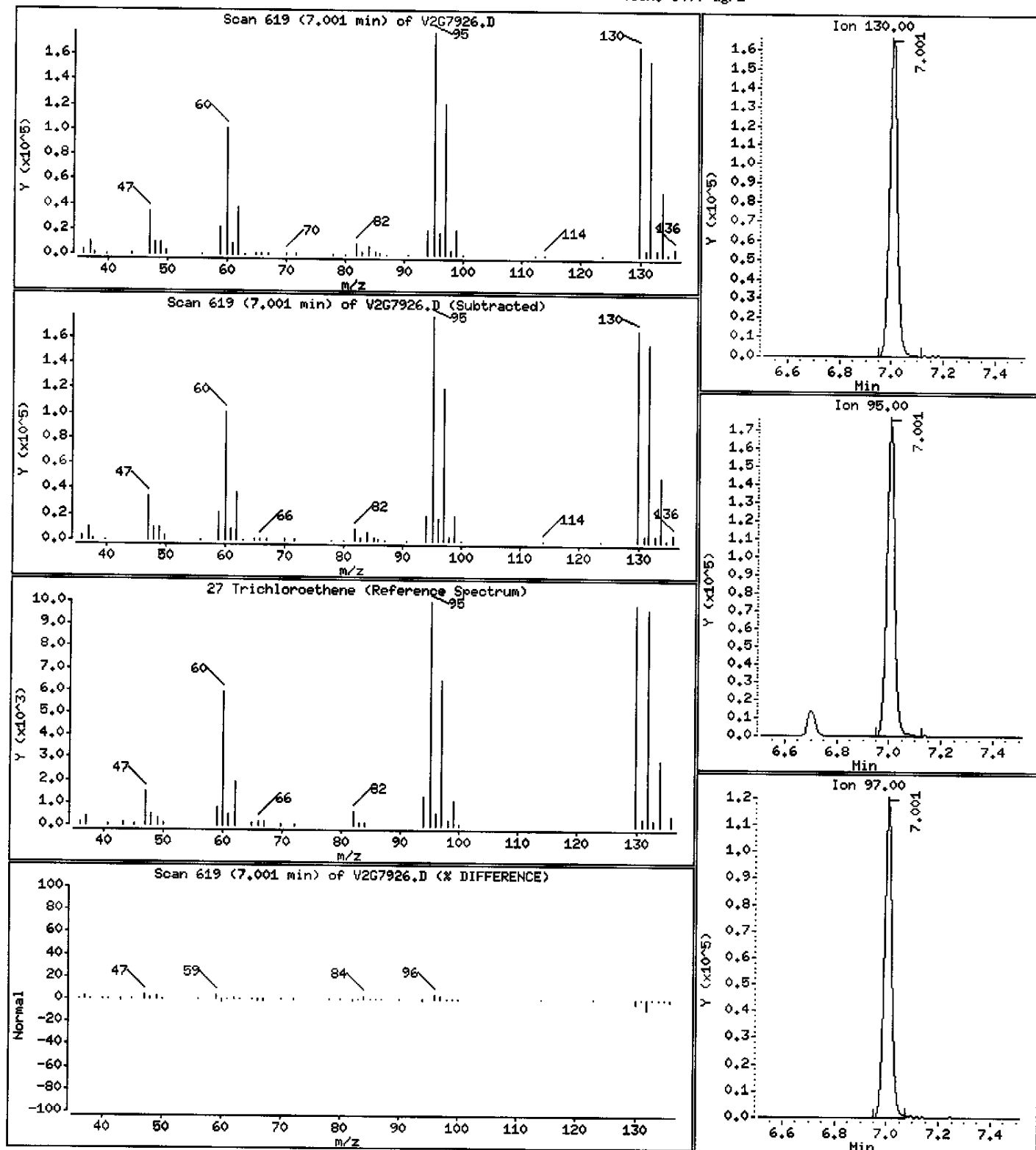
Operator: JC SRC: LIMS

Column phase: DB-624

Column diameter: 0.25

27 Trichloroethene

Concentration: 3400 ug/L



Data File: \\AVOCADRO\ORGANICS\organic\voa\050414.B\050414.D

Date : 14-APR-2005 14:35

Client ID: BR311326DL

Instrument: V2.i

Sample Info: ,D0410-01ADL,,17666,50

Purge Volume: 5.0

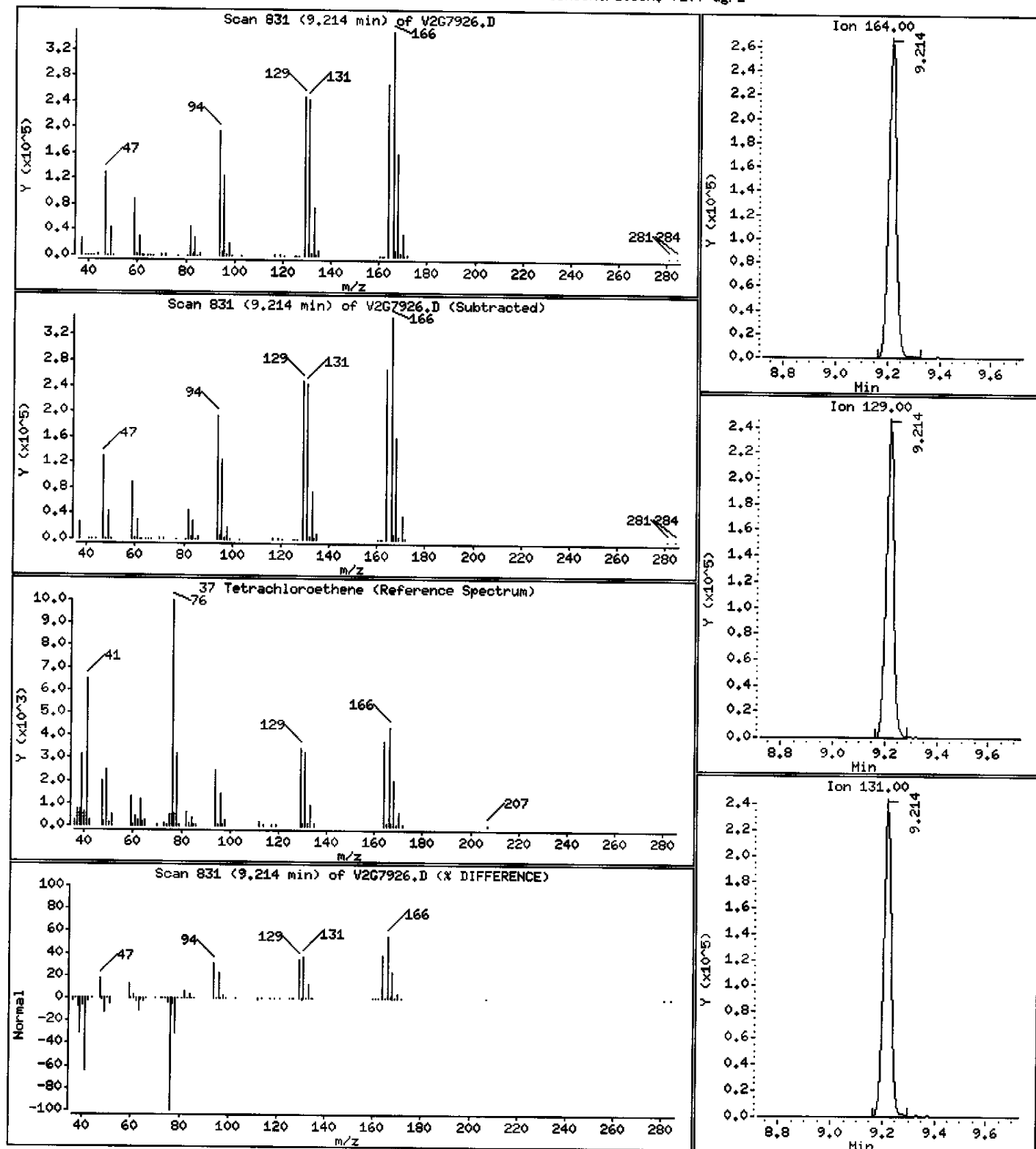
Operator: JC SRC: LIMS

Column phase: DB-624

Column diameter: 0.25

37 Tetrachloroethene

Concentration: 7100 ug/L



1A  
VOLATILE ORGANICS ANALYSIS DATA SHEET

EPA SAMPLE NO.

BR417432

Lab Name: MITKEM CORPORATION Contract: \_\_\_\_\_

Lab Code: MITKEM Case No.: \_\_\_\_\_ SAS No.: \_\_\_\_\_ SDG No.: MD0410

Matrix: (soil/water) WATER Lab Sample ID: D0410-02A

Sample wt/vol: 5.000 (g/mL) ML Lab File ID: V2G7920

Level: (low/med) LOW Date Received: 04/08/05

% Moisture: not dec. \_\_\_\_\_ Date Analyzed: 04/13/05

GC Column: DB-624 ID: 0.25 (mm) Dilution Factor: 1.0

Soil Extract Volume: \_\_\_\_\_ (uL) Soil Aliquot Volume: \_\_\_\_\_ (uL)

CONCENTRATION UNITS:  
(ug/L or ug/Kg) UG/L Q

CAS NO.	COMPOUND		
75-71-8	Dichlorodifluoromethane	10	U
74-87-3	Chloromethane	10	U
75-01-4	Vinyl Chloride	340	E
74-83-9	Bromomethane	10	U
75-00-3	Chloroethane	10	U
75-69-4	Trichlorofluoromethane	10	U
75-35-4	1,1-Dichloroethene	44	
76-13-1	1,1,2-Trichloro-1,2,2-trifluoroethane	10	U
67-64-1	Acetone	10	U
75-15-0	Carbon Disulfide	10	U
79-20-9	Methyl Acetate	10	U
75-09-2	Methylene Chloride	10	U
156-60-5	trans-1,2-Dichloroethene	14	
1634-04-4	Methyl tert-Butyl Ether	10	U
75-34-3	1,1-Dichloroethane	4	J
156-59-2	cis-1,2-Dichloroethene	1700	E
78-93-3	2-Butanone	10	U
67-66-3	Chloroform	10	U
71-55-6	1,1,1-Trichloroethane	10	U
110-82-7	Cyclohexane	10	U
56-23-5	Carbon Tetrachloride	10	U
71-43-2	Benzene	10	U
107-06-2	1,2-Dichloroethane	10	U

1B  
VOLATILE ORGANICS ANALYSIS DATA SHEET

EPA SAMPLE NO.

BR417432

Lab Name: MITKEM CORPORATION Contract: \_\_\_\_\_

Lab Code: MITKEM Case No.: \_\_\_\_\_ SAS No.: \_\_\_\_\_ SDG No.: MD0410

Matrix: (soil/water) WATER Lab Sample ID: D0410-02A

Sample wt/vol: 5.000 (g/mL) ML Lab File ID: V2G7920

Level: (low/med) LOW Date Received: 04/08/05

% Moisture: not dec. \_\_\_\_\_ Date Analyzed: 04/13/05

GC Column: DB-624 ID: 0.25 (mm) Dilution Factor: 1.0

Soil Extract Volume: \_\_\_\_\_ (uL) Soil Aliquot Volume: \_\_\_\_\_ (uL)

CONCENTRATION UNITS:  
(ug/L or ug/Kg) UG/L Q

CAS NO.	COMPOUND		
79-01-6	Trichloroethene	3100	E
108-87-2	Methylcyclohexane	10	U
78-87-5	1,2-Dichloropropane	10	U
75-27-4	Bromodichloromethane	10	U
10061-01-5	cis-1,3-Dichloropropene	10	U
108-10-1	4-Methyl-2-Pentanone	10	U
108-88-3	Toluene	1	J
10061-02-6	trans-1,3-Dichloropropene	10	U
79-00-5	1,1,2-Trichloroethane	10	U
127-18-4	Tetrachloroethene	6300	E
591-78-6	2-Hexanone	10	U
124-48-1	Dibromochloromethane	10	U
106-93-4	1,2-Dibromoethane	10	U
108-90-7	Chlorobenzene	10	U
100-41-4	Ethylbenzene	10	U
1330-20-7	Xylene (Total)	10	U
100-42-5	Styrene	10	U
75-25-2	Bromoform	10	U
98-82-8	Isopropylbenzene	10	U
79-34-5	1,1,2,2-Tetrachloroethane	10	U
541-73-1	1,3-Dichlorobenzene	10	U
106-46-7	1,4-Dichlorobenzene	10	U
95-50-1	1,2-Dichlorobenzene	10	U
96-12-8	1,2-Dibromo-3-chloropropane	10	U
120-82-1	1,2,4-Trichlorobenzene	10	U

1F  
VOLATILE ORGANICS ANALYSIS DATA SHEET  
TENTATIVELY IDENTIFIED COMPOUNDS

EPA SAMPLE NO.

BR417432

Lab Name: MITKEM CORPORATION Contract: \_\_\_\_\_

Lab Code: MITKEM Case No.: \_\_\_\_\_ SAS No.: \_\_\_\_\_ SDG No.: MD0410

Matrix: (soil/water) WATER Lab Sample ID: D0410-02A

Sample wt/vol: 5.000 (g/mL) ML Lab File ID: V2G7920

Level: (low/med) LOW Date Received: 04/08/05

% Moisture: not dec. \_\_\_\_\_ Date Analyzed: 04/13/05

GC Column: DB-624 ID: 0.25 (mm) Dilution Factor: 1.0

Soil Extract Volume: \_\_\_\_\_ (uL) Soil Aliquot Volume: \_\_\_\_\_ (uL)

Number TICs found: 0 CONCENTRATION UNITS:  
(ug/L or ug/Kg) ug/L

CAS NUMBER	COMPOUND NAME	RT	EST. CONC.	Q
=====	=====	=====	=====	=====
1.				
2.				
3.				
4.				
5.				
6.				
7.				
8.				
9.				
10.				
11.				
12.				
13.				
14.				
15.				
16.				
17.				
18.				
19.				
20.				
21.				
22.				
23.				
24.				
25.				
26.				
27.				
28.				
29.				
30.				

Data File: \\AVOGADRO\ORGANICS\voa\2.i\050413.B\207920.D

Date : 13-APR-2005 15:54

Client ID: BR417432

Sample Info: ,D0410-02A,,17654

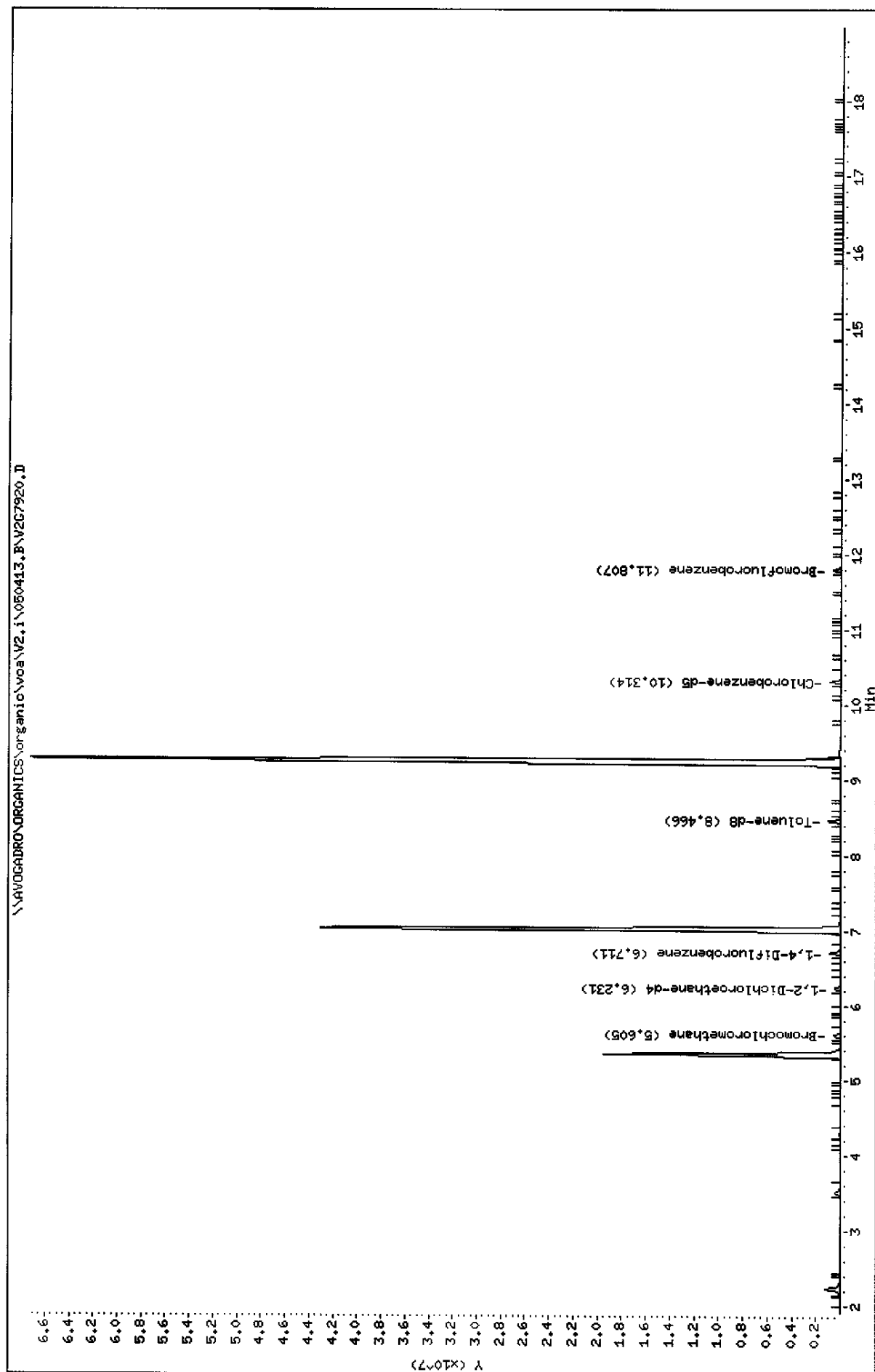
Purge Volume: 5.0

Column phase: DB-624

Instrument: V2.i

Operator: JC SRC: LIMS

Column diameter: 0.25





Data File: \\AVOGADRO\ORGANICS\organic\voa\V2.i\050413.B\V2G7920.D  
Report Date: 03-May-2005 11:48

Mitkem Corporation

CLP OLM4.X - Water and Medium Soils

Data file : \\AVOGADRO\ORGANICS\organic\voa\V2.i\050413.B\V2G7920.D  
Lab Smp Id: D0410-02A Client Smp ID: BR417432  
Inj Date : 13-APR-2005 15:54  
Operator : JC SRC: LIMS Inst ID: V2.i  
Smp Info : ,D0410-02A,,17654  
Misc Info :  
Comment :  
Method : \\AVOGADRO\ORGANICS\organic\voa\V2.i\050413.B\v2clp4S.m  
Meth Date : 03-May-2005 11:40 mtl Quant Type: ISTD  
Cal Date : 13-APR-2005 10:46 Cal File: V2G7911.D✓  
Als bottle: 10  
Dil Factor: 1.00000  
Integrator: HP RTE Compound Sublist: CLP4.sub  
Target Version: 4.03  
Processing Host: TARGET6

Concentration Formula: Amt \* DF \* Uf \* 5/Vo

Name	Value	Description
DF	1.000	Dilution Factor
Uf	1.000	ng unit correction factor
Vo	5.000	Sample Volume purged (mL)

Compounds	QUANT SIG MASS	RT	EXP RT	REL RT	RESPONSE	CONCENTRATIONS	
						ON-COLUMN ( ug/L)	FINAL ( ug/L)
3 Vinyl Chloride	62	2.221	2.219	(0.396)	2073273	336.315	340 (A)
7 1,1-Dichloroethene	96	3.506	3.514	(0.626)	242728	43.7718	44
13 trans-1,2-Dichloroethene	96	4.279	4.286	(0.763)	81776	13.5850	14
15 1,1-Dichloroethane	63	4.728	4.725	(0.844)	39662	3.91143	4 (a)
17 cis-1,2-Dichloroethene	96	5.344	5.351	(0.953)	9201415	1669.39	1700 (A)
* 18 Bromochloromethane	128	5.605	5.602	(1.000)	173895	50.0000	
\$ 23 1,2-Dichloroethane-d4	65	6.231	6.239	(1.112)	460433	48.8707	49
* 26 1,4-Difluorobenzene	114	6.712	6.719	(1.000)	759755	50.0000	
27 Trichloroethene	130	7.025	7.022	(1.047)	15386260	3143.69	3100 (A)
\$ 33 Toluene-d8	98	8.466	8.463	(0.821)	784362	49.7297	50
34 Toluene	91	8.539	8.547	(0.828)	17084	1.02961	1 (a)
37 Tetrachloroethene	164	9.238	9.236	(0.896)	23003503	6345.89	6300 (A)
* 42 Chlorobenzene-d5	117	10.314	10.322	(1.000)	568335	50.0000	
\$ 50 Bromofluorobenzene	95	11.807	11.804	(1.145)	317344	50.1348	50

SB  
5/3/05

Data File: \\AVOGADRO\ORGANICS\organic\voa\V2.i\050413.B\V2G7920.D  
Report Date: 03-May-2005 11:48

QC Flag Legend

- a - Target compound detected but, quantitated amount  
Below Limit Of Quantitation(BLOQ).
- A - Target compound detected but, quantitated amount  
exceeded maximum amount.

Data File: \\AVOGADRO\ORGANICS\organic\voa\V2.i\050413.B\V2G7920.D  
Report Date: 03-May-2005 11:48

Mitkem Corporation

CLP OLM4.X - Water and Medium Soils  
Data file : \\AVOGADRO\ORGANICS\organic\voa\V2.i\050413.B\V2G7920.D  
Lab Smp Id: D0410-02A Client Smp ID: BR417432  
Inj Date : 13-APR-2005 15:54  
Operator : JC SRC: LIMS Inst ID: V2.i  
Smp Info : ,D0410-02A,,17654  
Misc Info :  
Comment :  
Method : \\AVOGADRO\ORGANICS\organic\voa\V2.i\050413.B\v2clp4S.m  
Meth Date : 03-May-2005 11:40 mtl Quant Type: ISTD  
Cal Date : 13-APR-2005 10:46 Cal File: V2G7911.D  
Als bottle: 10  
Dil Factor: 1.00000  
Integrator: HP RTE Compound Sublist: CLP4.sub  
Target Version: 4.03  
Processing Host: TARGET6

- NO TENTATIVELY IDENTIFIED COMPOUNDS -

Data File: \\AVOCADRO\ORGANICS\organic\voa\V2.i\050413.B\V2G7920.D

Date : 13-APR-2005 15:54

Client ID: BR417432

Instrument: V2.i

Sample Info: ,D0410-02A,,17654

Purge Volume: 5.0

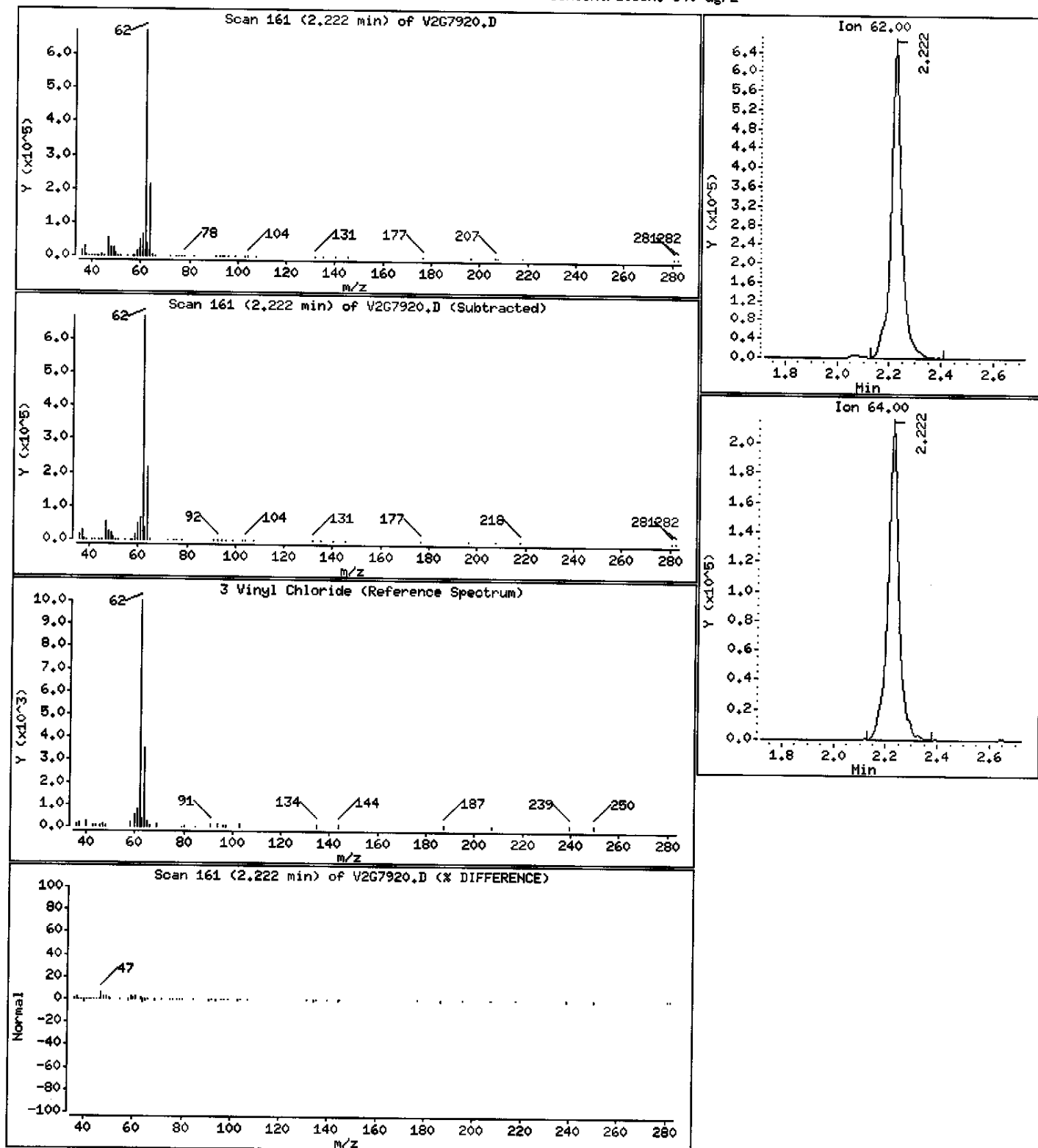
Operator: JC SRC: LIMS

Column phase: DB-624

Column diameter: 0.25

3 Vinyl Chloride

Concentration: 340 ug/L



Data File: \\AVOGADRO\ORGANICS\organic\voa\V2.i\050413.B\V2G7920.D

Date : 13-APR-2005 15:54

Client ID: BR417432

Instrument: V2.i

Sample Info: ,D0410-02A,,17654

Purge Volume: 5.0

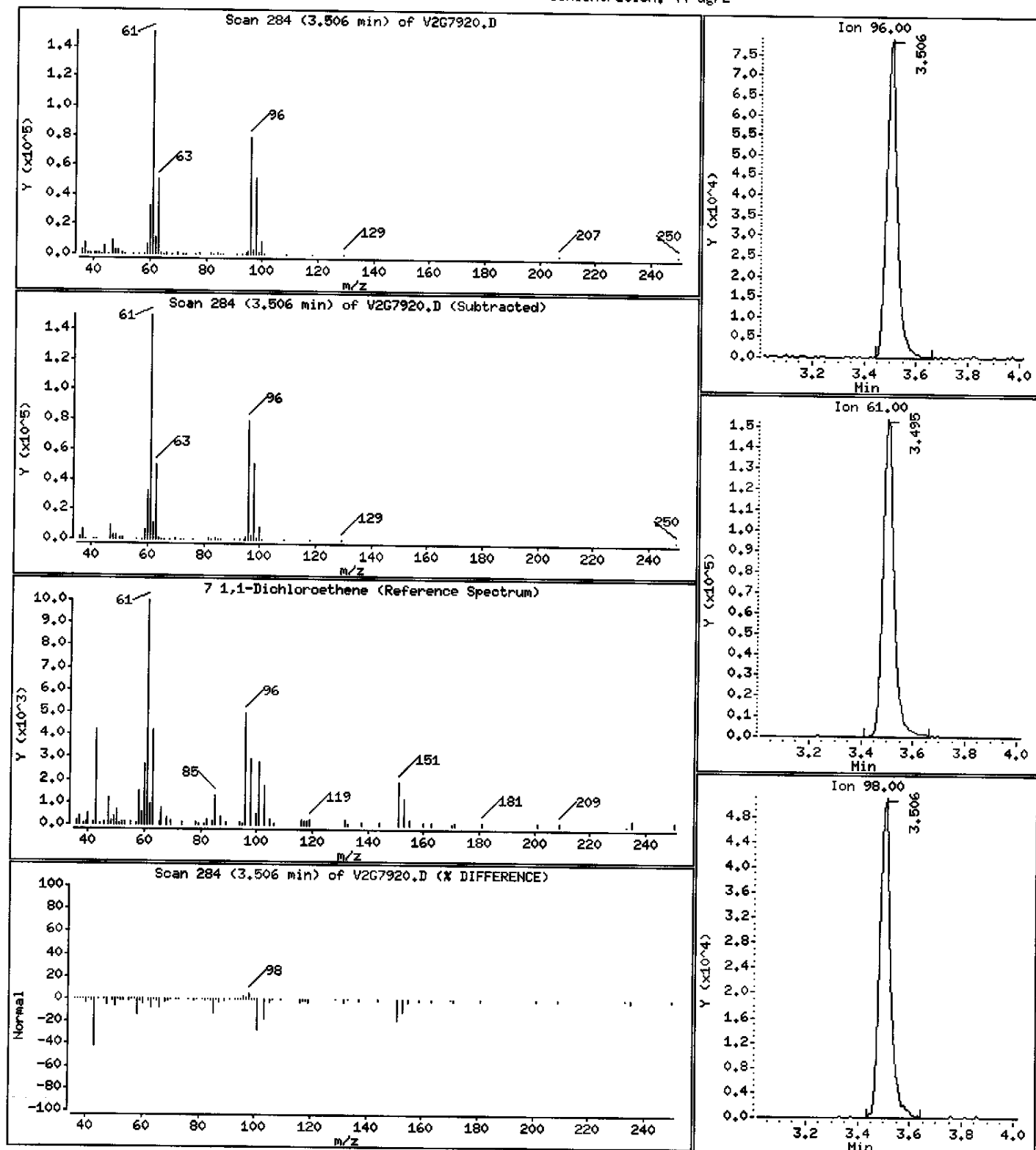
Operator: JC SRC: LIMS

Column phase: DB-624

Column diameter: 0.25

7 1,1-Dichloroethene

Concentration: 44 ug/L



Data File: \\AVOGADRO\ORGANICS\organic\voa\V2.i\050413.B\V2G7920.D

Date : 13-APR-2005 15:54

Client ID: BR417432

Instrument: V2.i

Sample Info: ,D0410-02A,,17654

Purge Volume: 5.0

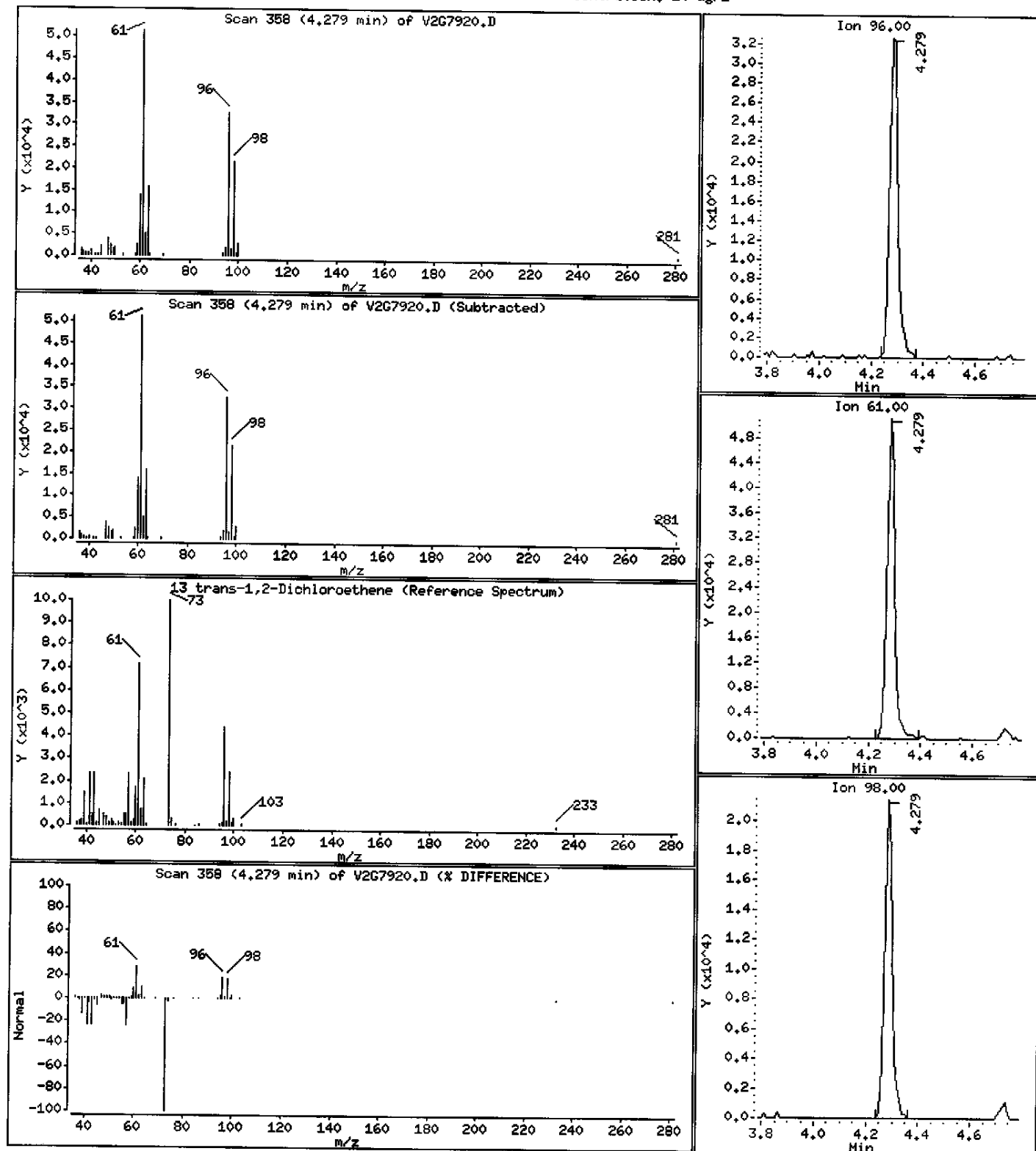
Operator: JC SRC: LIMS

Column phase: DB-624

Column diameter: 0.25

13 trans-1,2-Dichloroethene

Concentration: 14 ug/L



0054

Data File: \\AVOGADRO\ORGANICS\organic\voa\V2.i\050413.B\V2G7920.D

Date : 13-APR-2005 15:54

Client ID: BR417432

Instrument: V2.i

Sample Info: ,D0410-02A,,17654

Purge Volume: 5.0

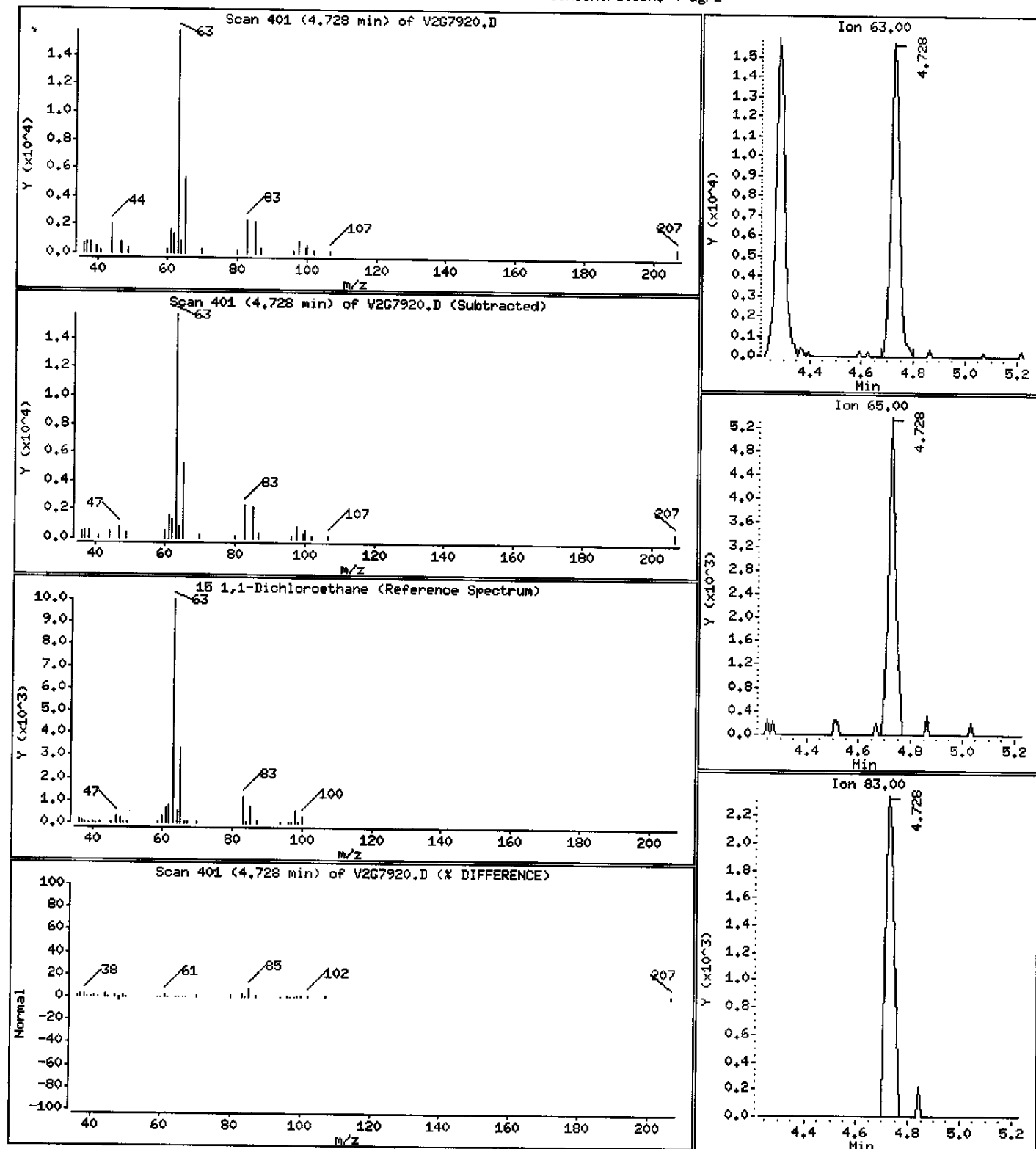
Operator: JC SRC: LIMS

Column phase: DB-624

Column diameter: 0.25

15 1,1-Dichloroethane

Concentration: 4 ug/L



0055

Data File: \\AVOGADRO\ORGANICS\organic\voa\V2.i\050413.B\V2G7920.D

Date : 13-APR-2005 15:54

Client ID: BR417432

Instrument: V2.i

Sample Info: ,D0410-02A,,17654

Purge Volume: 5.0

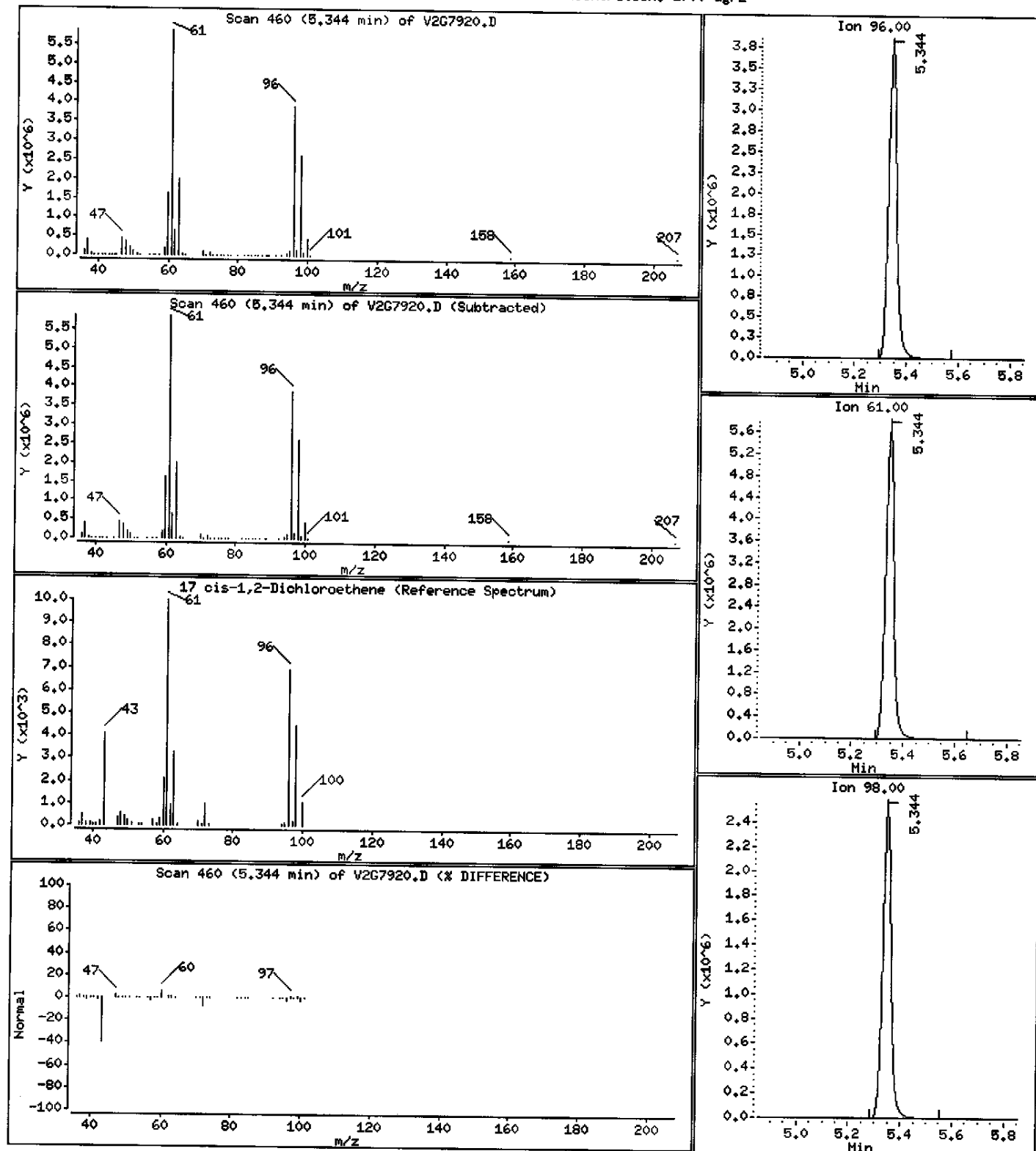
Operator: JC SRC: LIMS

Column phase: DB-624

Column diameter: 0.25

17 cis-1,2-Dichloroethene

Concentration: 1700 ug/L



0056



Data File: \\AVOGADRO\ORGANICS\organic\voa\V2.i\050413.B\V2G7920.D

Date : 13-APR-2005 15:54

Client ID: BR417432

Instrument: V2.i

Sample Info: ,D0410-02A,,17654

Purge Volume: 5.0

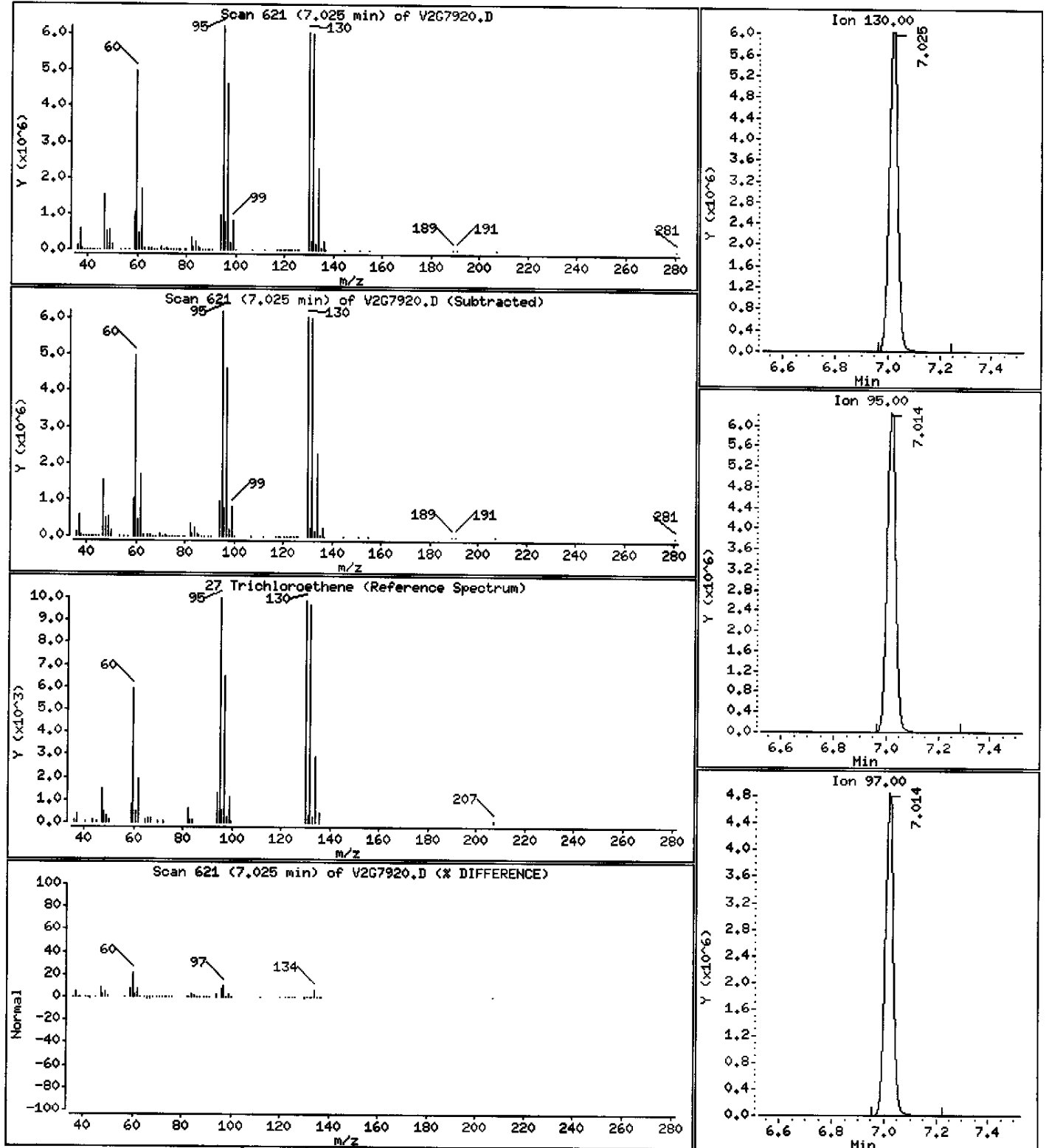
Operator: JC SRC: LIHS

Column phase: DB-624

Column diameter: 0.25

27 Trichloroethene

Concentration: 3100 ug/L



Data File: \\AVOCADRO\ORGANICS\organic\vos\V2,i\050413,B\V2G7920.D

Date : 13-APR-2005 15:54

Client ID: BR417432

Instrument: V2.i

Sample Info: ,D0410-02A,,17654

Purge Volume: 5.0

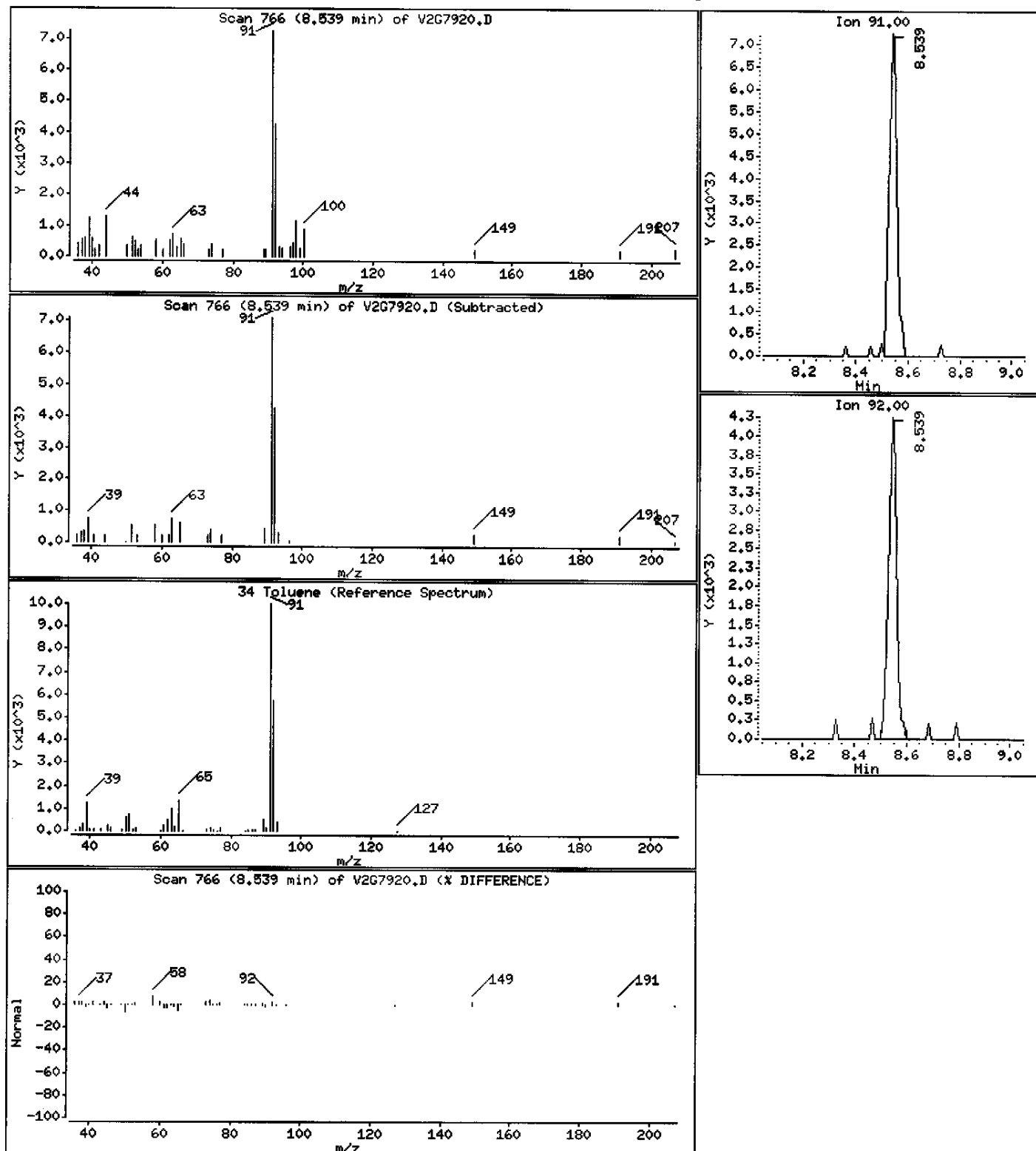
Operator: JC SRC: LIMS

Column phase: DB-624

Column diameter: 0.25

34 Toluene

Concentration: 1 ug/L



Data File: \\NAVOGADRO\ORGANICS\organic\voa\V2.i\050413.B\V2G7920.D

Date : 13-APR-2005 15:54

Client ID: BR417432

Instrument: V2.i

Sample Info: ,D0410-02A,,17654

Purge Volume: 5.0

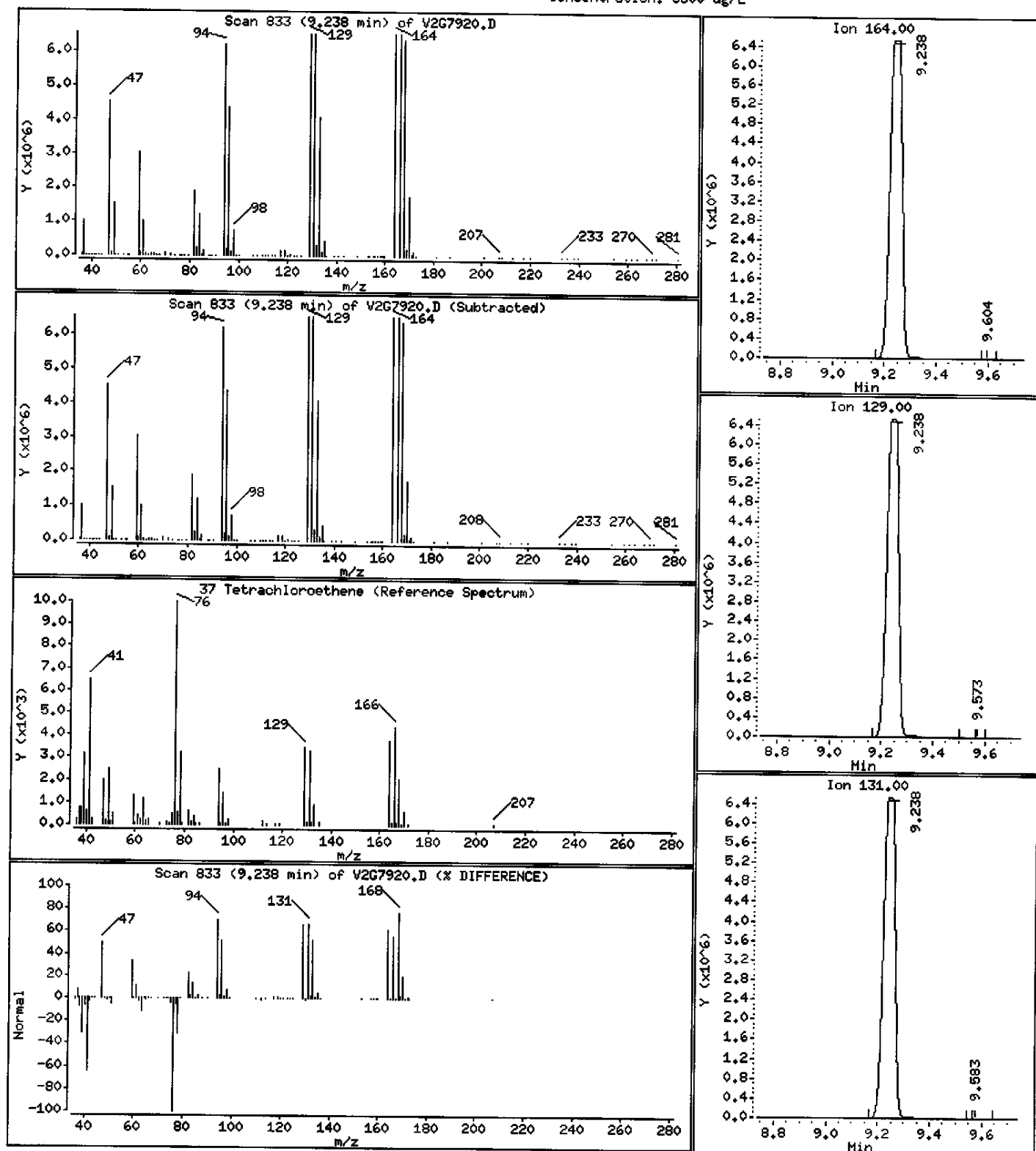
Operator: JC SRC: LIMS

Column phase: DB-624

Column diameter: 0.25

37 Tetrachloroethene

Concentration: 6300 ug/L



0059

1A  
VOLATILE ORGANICS ANALYSIS DATA SHEET

EPA SAMPLE NO.

BR417432DL

Lab Name: MITKEM CORPORATION Contract: \_\_\_\_\_

Lab Code: MITKEM Case No.: \_\_\_\_\_ SAS No.: \_\_\_\_\_ SDG No.: MD0410

Matrix: (soil/water) WATER Lab Sample ID: D0410-02ADL

Sample wt/vol: 5.000 (g/mL) ML Lab File ID: V2G7927

Level: (low/med) LOW Date Received: 04/08/05

% Moisture: not dec. \_\_\_\_\_ Date Analyzed: 04/14/05

GC Column: DB-624 ID: 0.25 (mm) Dilution Factor: 80.0

Soil Extract Volume: \_\_\_\_\_ (uL) Soil Aliquot Volume: \_\_\_\_\_ (uL)

CAS NO. COMPOUND CONCENTRATION UNITS:  
(ug/L or ug/Kg) UG/L Q

75-71-8	Dichlorodifluoromethane	800	U
74-87-3	Chloromethane	800	U
75-01-4	Vinyl Chloride	280	DJ
74-83-9	Bromomethane	800	U
75-00-3	Chloroethane	800	U
75-69-4	Trichlorofluoromethane	800	U
75-35-4	1,1-Dichloroethene	800	U
76-13-1	1,1,2-Trichloro-1,2,2-trifluoroethane	800	U
67-64-1	Acetone	800	U
75-15-0	Carbon Disulfide	800	U
79-20-9	Methyl Acetate	800	U
75-09-2	Methylene Chloride	800	U
156-60-5	trans-1,2-Dichloroethene	800	U
1634-04-4	Methyl tert-Butyl Ether	800	U
75-34-3	1,1-Dichloroethane	800	U
156-59-2	cis-1,2-Dichloroethene	1700	D
78-93-3	2-Butanone	800	U
67-66-3	Chloroform	800	U
71-55-6	1,1,1-Trichloroethane	800	U
110-82-7	Cyclohexane	800	U
56-23-5	Carbon Tetrachloride	800	U
71-43-2	Benzene	800	U
107-06-2	1,2-Dichloroethane	800	U

1B  
VOLATILE ORGANICS ANALYSIS DATA SHEET

EPA SAMPLE NO.

BR417432DL

Lab Name: MITKEM CORPORATION Contract: \_\_\_\_\_

Lab Code: MITKEM Case No.: \_\_\_\_\_ SAS No.: \_\_\_\_\_ SDG No.: MD0410

Matrix: (soil/water) WATER Lab Sample ID: D0410-02ADL

Sample wt/vol: 5.000 (g/mL) ML Lab File ID: V2G7927

Level: (low/med) LOW Date Received: 04/08/05

% Moisture: not dec. \_\_\_\_\_ Date Analyzed: 04/14/05

GC Column: DB-624 ID: 0.25 (mm) Dilution Factor: 80.0

Soil Extract Volume: \_\_\_\_\_ (uL) Soil Aliquot Volume: \_\_\_\_\_ (uL)

CONCENTRATION UNITS:  
(ug/L or ug/Kg) UG/L Q

CAS NO.	COMPOUND		
79-01-6	Trichloroethene	3300	D
108-87-2	Methylcyclohexane	800	U
78-87-5	1,2-Dichloropropane	800	U
75-27-4	Bromodichloromethane	800	U
10061-01-5	cis-1,3-Dichloropropene	800	U
108-10-1	4-Methyl-2-Pentanone	800	U
108-88-3	Toluene	800	U
10061-02-6	trans-1,3-Dichloropropene	800	U
79-00-5	1,1,2-Trichloroethane	800	U
127-18-4	Tetrachloroethene	10000	D
591-78-6	2-Hexanone	800	U
124-48-1	Dibromochloromethane	800	U
106-93-4	1,2-Dibromoethane	800	U
108-90-7	Chlorobenzene	800	U
100-41-4	Ethylbenzene	800	U
1330-20-7	Xylene (Total)	800	U
100-42-5	Styrene	800	U
75-25-2	Bromoform	800	U
98-82-8	Isopropylbenzene	800	U
79-34-5	1,1,2,2-Tetrachloroethane	800	U
541-73-1	1,3-Dichlorobenzene	800	U
106-46-7	1,4-Dichlorobenzene	800	U
95-50-1	1,2-Dichlorobenzene	800	U
96-12-8	1,2-Dibromo-3-chloropropane	800	U
120-82-1	1,2,4-Trichlorobenzene	800	U

1F  
VOLATILE ORGANICS ANALYSIS DATA SHEET  
TENTATIVELY IDENTIFIED COMPOUNDS

EPA SAMPLE NO.

BR417432DL

Lab Name: MITKEM CORPORATION Contract: \_\_\_\_\_

Lab Code: MITKEM Case No.: \_\_\_\_\_ SAS No.: \_\_\_\_\_ SDG No.: MD0410

Matrix: (soil/water) WATER Lab Sample ID: D0410-02ADL

Sample wt/vol: 5.000 (g/mL) ML Lab File ID: V2G7927

Level: (low/med) LOW Date Received: 04/08/05

% Moisture: not dec. \_\_\_\_\_ Date Analyzed: 04/14/05

GC Column: DB-624 ID: 0.25 (mm) Dilution Factor: 80.0

Soil Extract Volume: \_\_\_\_\_ (uL) Soil Aliquot Volume: \_\_\_\_\_ (uL)

Number TICs found: 0 CONCENTRATION UNITS:  
(ug/L or ug/Kg) ug/L

CAS NUMBER	COMPOUND NAME	RT	EST. CONC.	Q
=====	=====	=====	=====	=====
1.				
2.				
3.				
4.				
5.				
6.				
7.				
8.				
9.				
10.				
11.				
12.				
13.				
14.				
15.				
16.				
17.				
18.				
19.				
20.				
21.				
22.				
23.				
24.				
25.				
26.				
27.				
28.				
29.				
30.				

Data File: \\AVOCADRO\ORGANICS\organic\voa\W2.1\050414.B\W2G7927.D

Date : 14-APR-2005 15:03

Client ID: BR417432DL

Sample Info: D0410-02ADL,,17666.80

Purge Volume: 5.0

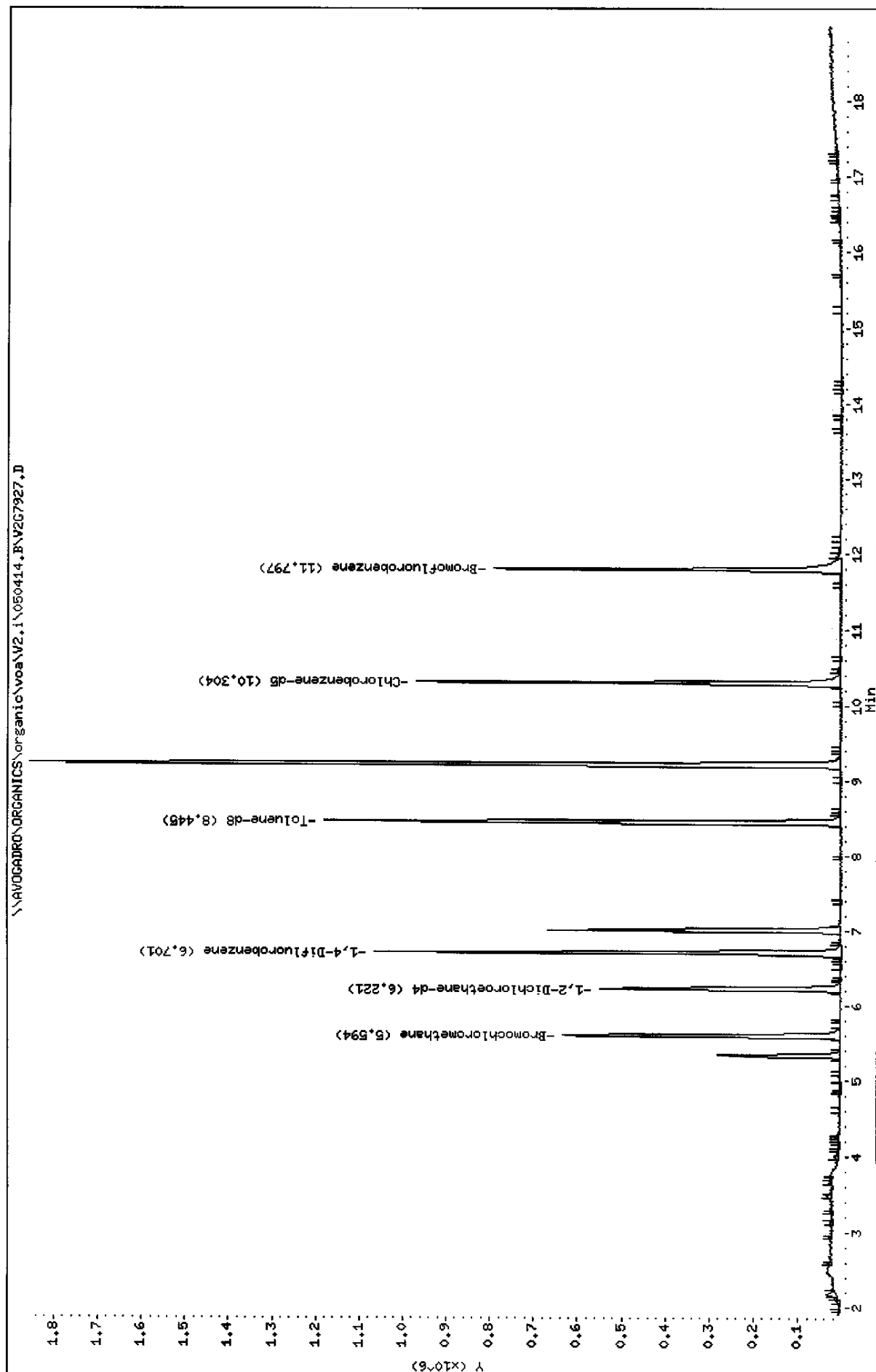
Column phase: DB-624

Instrument: V2.i

Operator: JC SRC: LIHS

Column diameter: 0.25

\\AVOCADRO\ORGANICS\organic\voa\W2.1\050414.B\W2G7927.D



Data File: \\AVOGADRO\ORGANICS\organic\voa\V2.i\050414.B\V2G7927.D  
Report Date: 03-May-2005 12:04

Mitkem Corporation

CLP OLM4.X - Water and Medium Soils

Data file : \\AVOGADRO\ORGANICS\organic\voa\V2.i\050414.B\V2G7927.D  
Lab Smp Id: D0410-02ADL Client Smp ID: BR417432DL  
Inj Date : 14-APR-2005 15:03  
Operator : JC SRC: LIMS Inst ID: V2.i  
Smp Info : ,D0410-02ADL,,17666,80  
Misc Info :  
Comment :  
Method : \\AVOGADRO\ORGANICS\organic\voa\V2.i\050414.B\v2clp4S.m  
Meth Date : 03-May-2005 11:59 mt1 Quant Type: ISTD  
Cal Date : 14-APR-2005 12:02 Cal File: V2G7922.D✓  
Als bottle: 7  
Dil Factor: 80.00000  
Integrator: HP RTE Compound Sublist: CLP4.sub  
Target Version: 4.03  
Processing Host: TARGET6

Concentration Formula: Amt \* DF \* Uf \* 5/Vo

Name	Value	Description
DF	80.000	Dilution Factor
Uf	1.000	ng unit correction factor
Vo	5.000	Sample Volume purged (mL)

Compounds	QUANT SIG	CONCENTRATIONS					
		RT	EXP RT	REL RT	RESPONSE	ON-COLUMN ( ug/L)	FINAL ( ug/L)
3 Vinyl Chloride	62	2.170	2.210	(0.388)	27292	3.52474	280(a)
17 cis-1,2-Dichloroethene	96	5.333	5.342	(0.953)	134112	21.5630	1700
* 18 Bromochloromethane	128	5.594	5.593	(1.000)	210965	50.0000	
\$ 23 1,2-Dichloroethane-d4	65	6.221	6.230	(1.112)	550801	51.2335	51
* 26 1,4-Difluorobenzene	114	6.701	6.710	(1.000)	918437	50.0000	
27 Trichloroethene	130	7.004	7.013	(1.045)	240551	41.4031	3300
\$ 33 Toluene-d8	98	8.445	8.454	(0.820)	907833	52.5820	53
37 Tetrachloroethene	164	9.218	9.226	(0.895)	524365	125.663	10000
* 42 Chlorobenzene-d5	117	10.304	10.312	(1.000)	663528	50.0000	
\$ 50 Bromofluorobenzene	95	11.786	11.795	(1.144)	369397	49.9919	50

QC Flag Legend

a - Target compound detected but, quantitated amount  
Below Limit Of Quantitation(BLOQ).

SB  
5/3/05



Data File: \\AVOGADRO\ORGANICS\organic\voa\V2.i\050414.B\V2G7927.D  
Report Date: 03-May-2005 12:04

Mitkem Corporation

CLP OLM4.X - Water and Medium Soils  
Data file : \\AVOGADRO\ORGANICS\organic\voa\V2.i\050414.B\V2G7927.D  
Lab Smp Id: D0410-02ADL Client Smp ID: BR417432DL  
Inj Date : 14-APR-2005 15:03  
Operator : JC SRC: LIMS Inst ID: V2.i  
Smp Info : ,D0410-02ADL,,17666,80  
Misc Info :  
Comment :  
Method : \\AVOGADRO\ORGANICS\organic\voa\V2.i\050414.B\v2clp4S.m  
Meth Date : 03-May-2005 11:59 mtl Quant Type: ISTD  
Cal Date : 14-APR-2005 12:02 Cal File: V2G7922.D  
Als bottle: 7  
Dil Factor: 80.00000  
Integrator: HP RTE Compound Sublist: CLP4.sub  
Target Version: 4.03  
Processing Host: TARGET6

- NO TENTATIVELY IDENTIFIED COMPOUNDS -

Data File: \\AVOGADRO\ORGANICS\organic\voa\V2.i\050414.B\V2G7927.D

Date : 14-APR-2005 15:03

Client ID: BR417432DL

Instrument: V2.i

Sample Info: ,D0410-02ADL,,17666,80

Purge Volume: 5.0

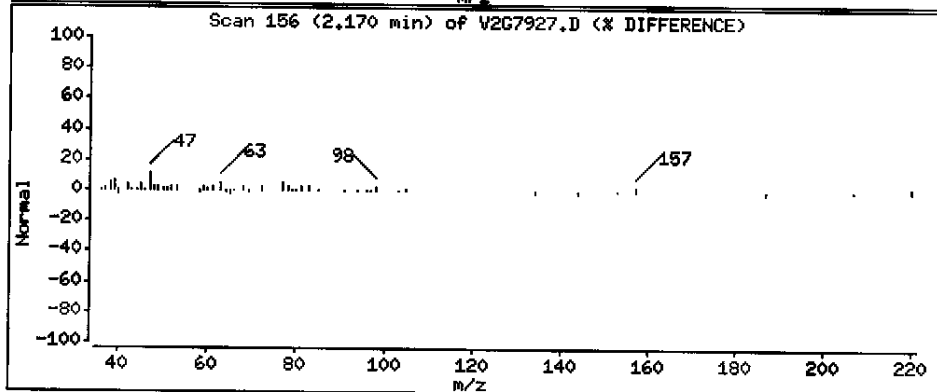
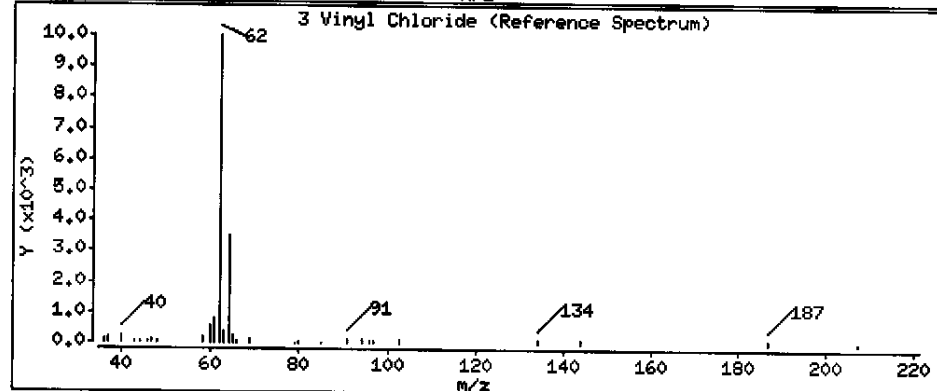
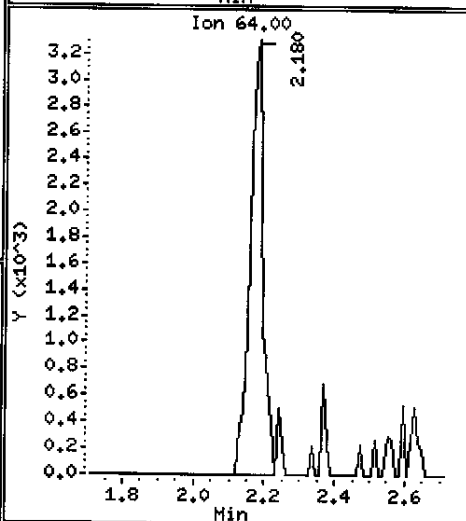
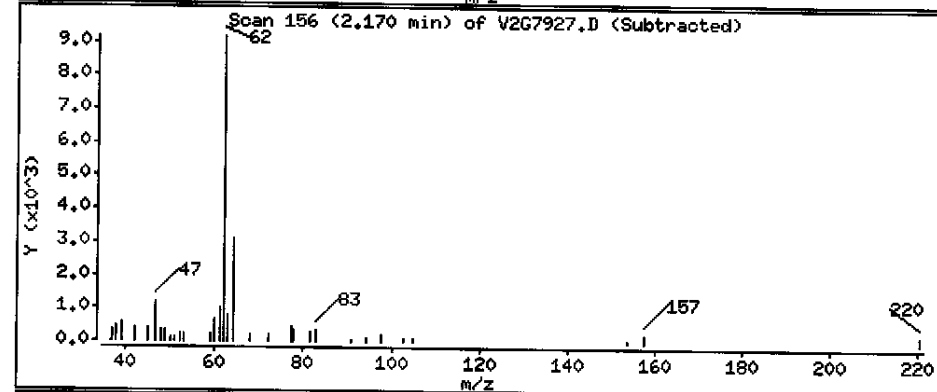
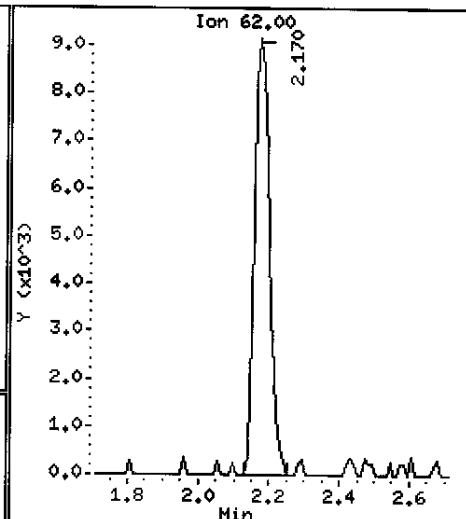
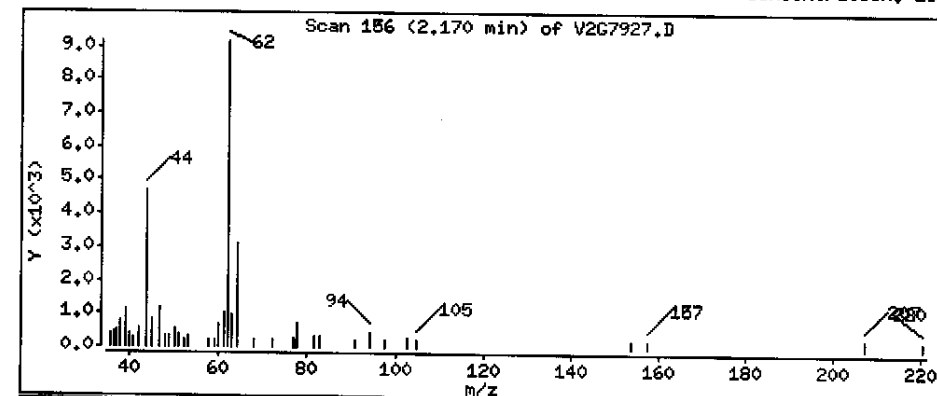
Operator: JC SRC: LIMS

Column phase: DB-624

Column diameter: 0.25

3 Vinyl Chloride

Concentration: 280 ug/L



Data File: \\AVOGADRO\ORGANICS\organic\voa\V2.i\050414.B\V2G7927.D

Date : 14-APR-2005 15:03

Client ID: BR417432DL

Instrument: V2.i

Sample Info: ,D0410-02ADL,,17666,80

Purge Volume: 5.0

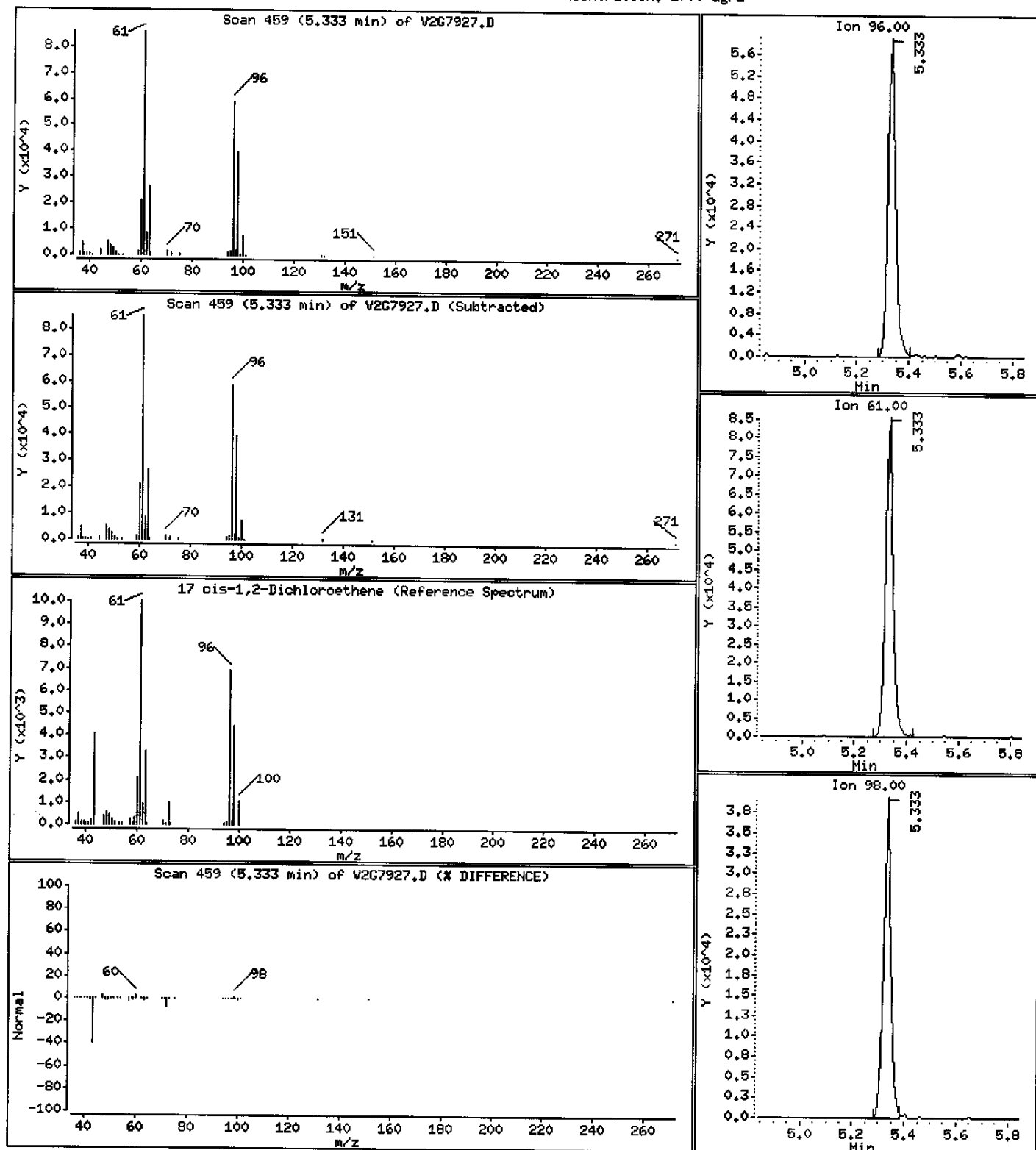
Operator: JC SRC: LIMS

Column phase: DB-624

Column diameter: 0.25

17 cis-1,2-Dichloroethene

Concentration: 1700 ug/L



Data File: \\AVOGADRO\ORGANICS\organic\voa\V2.i\050414.B\V2G7927.D

Date : 14-APR-2005 15:03

Client ID: BR417432DL

Instrument: V2.i

Sample Info: ,D0410-02ADL,,17666,80

Purge Volume: 5.0

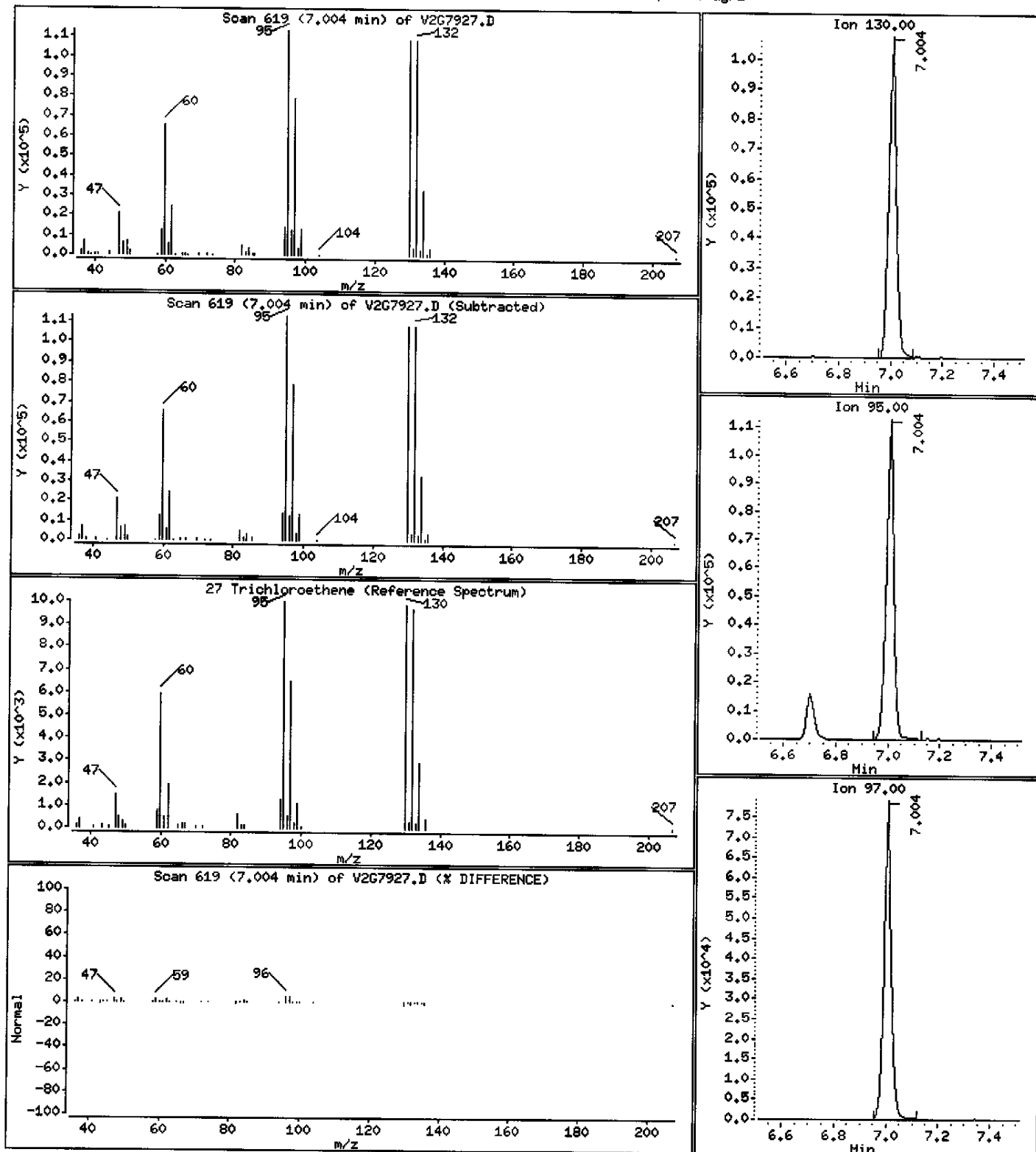
Operator: JC SRC: LIMS

Column phase: DB-624

Column diameter: 0.25

27 Trichloroethene

Concentration: 3300 ug/L



Data File: \\AVOGADRO\ORGANICS\organic\voa\V2.i\050414.B\V2G7927.D

Date : 14-APR-2005 15:03

Client ID: BR417432DL

Instrument: V2.i

Sample Info: ,D0410-02ADL,,17666,80

Purge Volume: 5.0

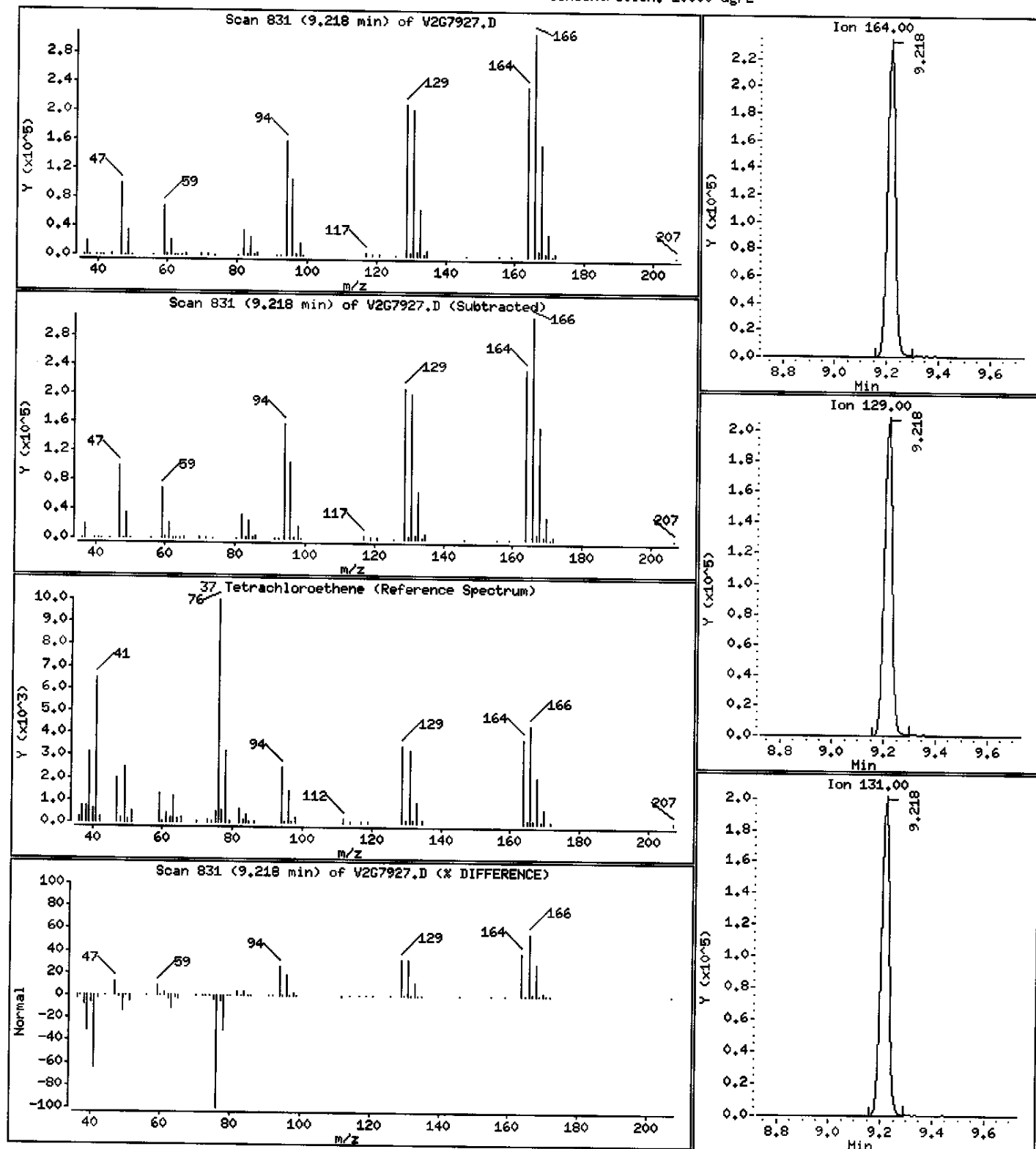
Operator: JC SRC: LIMS

Column phase: DB-624

Column diameter: 0.25

37 Tetrachloroethene

Concentration: 10000 ug/L



1A  
VOLATILE ORGANICS ANALYSIS DATA SHEET

EPA SAMPLE NO.

BR547562

Lab Name: MITKEM CORPORATION Contract: \_\_\_\_\_

Lab Code: MITKEM Case No.: \_\_\_\_\_ SAS No.: \_\_\_\_\_ SDG No.: MD0410

Matrix: (soil/water) WATER Lab Sample ID: D0410-03A

Sample wt/vol: 5.000 (g/mL) ML Lab File ID: V2G7921

Level: (low/med) LOW Date Received: 04/08/05

% Moisture: not dec. \_\_\_\_\_ Date Analyzed: 04/13/05

GC Column: DB-624 ID: 0.25 (mm) Dilution Factor: 1.0

Soil Extract Volume: \_\_\_\_\_ (uL) Soil Aliquot Volume: \_\_\_\_\_ (uL)

CONCENTRATION UNITS:  
(ug/L or ug/Kg) UG/L Q

CAS NO.	COMPOUND		
75-71-8	Dichlorodifluoromethane	10	U
74-87-3	Chloromethane	10	U
75-01-4	Vinyl Chloride	150	
74-83-9	Bromomethane	10	U
75-00-3	Chloroethane	10	U
75-69-4	Trichlorofluoromethane	10	U
75-35-4	1,1-Dichloroethene	19	
76-13-1	1,1,2-Trichloro-1,2,2-trifluoroethane	10	U
67-64-1	Acetone	10	U
75-15-0	Carbon Disulfide	10	U
79-20-9	Methyl Acetate	10	U
75-09-2	Methylene Chloride	10	U
156-60-5	trans-1,2-Dichloroethene	6	J
1634-04-4	Methyl tert-Butyl Ether	10	U
75-34-3	1,1-Dichloroethane	2	J
156-59-2	cis-1,2-Dichloroethene	830	E
78-93-3	2-Butanone	10	U
67-66-3	Chloroform	10	U
71-55-6	1,1,1-Trichloroethane	10	U
110-82-7	Cyclohexane	1	J
56-23-5	Carbon Tetrachloride	10	U
71-43-2	Benzene	2	J
107-06-2	1,2-Dichloroethane	10	U

1B  
VOLATILE ORGANICS ANALYSIS DATA SHEET

EPA SAMPLE NO.

BR547562

Lab Name: MITKEM CORPORATION Contract: \_\_\_\_\_

Lab Code: MITKEM Case No.: \_\_\_\_\_ SAS No.: \_\_\_\_\_ SDG No.: MD0410

Matrix: (soil/water) WATER Lab Sample ID: D0410-03A

Sample wt/vol: 5.000 (g/mL) ML Lab File ID: V2G7921

Level: (low/med) LOW Date Received: 04/08/05

% Moisture: not dec. \_\_\_\_\_ Date Analyzed: 04/13/05

GC Column: DB-624 ID: 0.25 (mm) Dilution Factor: 1.0

Soil Extract Volume: \_\_\_\_\_ (uL) Soil Aliquot Volume: \_\_\_\_\_ (uL)

CONCENTRATION UNITS:  
(ug/L or ug/Kg) UG/L Q

CAS NO.	COMPOUND		
79-01-6	Trichloroethene	1500	E
108-87-2	Methylcyclohexane	10	U
78-87-5	1,2-Dichloropropane	10	U
75-27-4	Bromodichloromethane	10	U
10061-01-5	cis-1,3-Dichloropropene	10	U
108-10-1	4-Methyl-2-Pentanone	10	U
108-88-3	Toluene	10	U
10061-02-6	trans-1,3-Dichloropropene	10	U
79-00-5	1,1,2-Trichloroethane	10	U
127-18-4	Tetrachloroethene	2600	E
591-78-6	2-Hexanone	10	U
124-48-1	Dibromochloromethane	10	U
106-93-4	1,2-Dibromoethane	10	U
108-90-7	Chlorobenzene	10	U
100-41-4	Ethylbenzene	10	U
1330-20-7	Xylene (Total)	10	U
100-42-5	Styrene	10	U
75-25-2	Bromoform	10	U
98-82-8	Isopropylbenzene	10	U
79-34-5	1,1,2,2-Tetrachloroethane	10	U
541-73-1	1,3-Dichlorobenzene	10	U
106-46-7	1,4-Dichlorobenzene	10	U
95-50-1	1,2-Dichlorobenzene	10	U
96-12-8	1,2-Dibromo-3-chloropropane	10	U
120-82-1	1,2,4-Trichlorobenzene	10	U

1F  
VOLATILE ORGANICS ANALYSIS DATA SHEET  
TENTATIVELY IDENTIFIED COMPOUNDS

EPA SAMPLE NO.

BR547562

Lab Name: MITKEM CORPORATION Contract: \_\_\_\_\_

Lab Code: MITKEM Case No.: \_\_\_\_\_ SAS No.: \_\_\_\_\_ SDG No.: MD0410

Matrix: (soil/water) WATER Lab Sample ID: D0410-03A

Sample wt/vol: 5.000 (g/mL) ML Lab File ID: V2G7921

Level: (low/med) LOW Date Received: 04/08/05

% Moisture: not dec. \_\_\_\_\_ Date Analyzed: 04/13/05

GC Column: DB-624 ID: 0.25 (mm) Dilution Factor: 1.0

Soil Extract Volume: \_\_\_\_\_ (uL) Soil Aliquot Volume: \_\_\_\_\_ (uL)

Number TICs found: 0 CONCENTRATION UNITS:  
(ug/L or ug/Kg) ug/L

CAS NUMBER	COMPOUND NAME	RT	EST. CONC.	Q
=====	=====	=====	=====	=====
1.				
2.				
3.				
4.				
5.				
6.				
7.				
8.				
9.				
10.				
11.				
12.				
13.				
14.				
15.				
16.				
17.				
18.				
19.				
20.				
21.				
22.				
23.				
24.				
25.				
26.				
27.				
28.				
29.				
30.				



Data File: \\AVOGADRO\ORGANICS\voa\2.i\050413.B\267921.D

Date : 13-APR-2005 16:20

Client ID: BR647562

Sample Info: D0410-03A,,17654

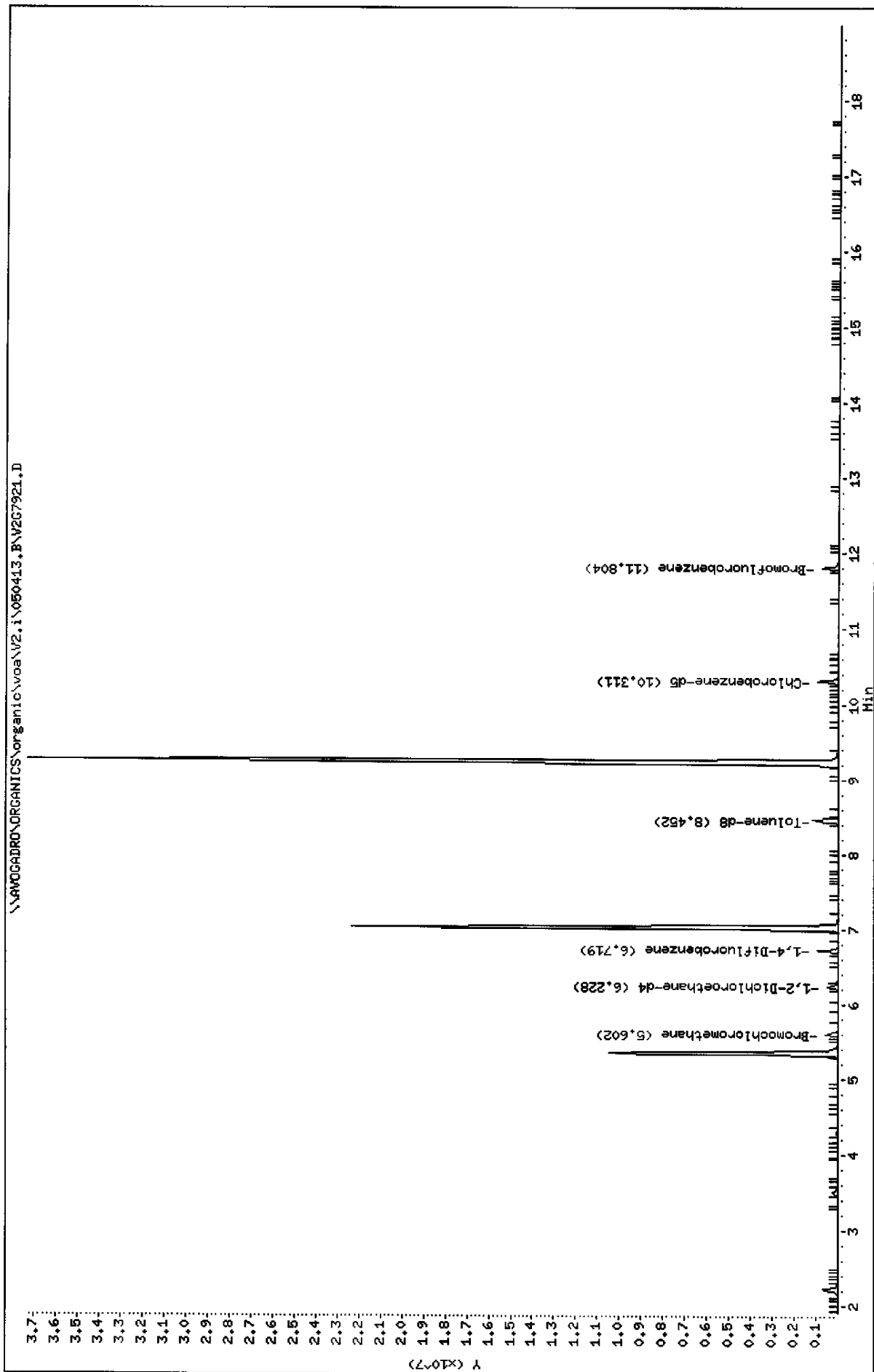
Purge Volume: 5.0

Column phase: DB-624

Instrument: V2.i

Operator: JC SRC: LIMS

Column diameter: 0.25



Data File: \\AVOGADRO\ORGANICS\organic\voa\V2.i\050413.B\V2G7921.D  
Report Date: 03-May-2005 11:48

Mitkem Corporation

CLP OLM4.X - Water and Medium Soils

Data file : \\AVOGADRO\ORGANICS\organic\voa\V2.i\050413.B\V2G7921.D  
Lab Smp Id: D0410-03A Client Smp ID: BR547562  
Inj Date : 13-APR-2005 16:20  
Operator : JC SRC: LIMS Inst ID: V2.i  
Smp Info : ,D0410-03A,,17654  
Misc Info :  
Comment :  
Method : \\AVOGADRO\ORGANICS\organic\voa\V2.i\050413.B\v2clp4S.m  
Meth Date : 03-May-2005 11:40 mtl Quant Type: ISTD  
Cal Date : 13-APR-2005 10:46 Cal File: V2G7911.D  
Als bottle: 11  
Dil Factor: 1.00000  
Integrator: HP RTE Compound Sublist: CLP4.sub  
Target Version: 4.03  
Processing Host: TARGET6

Concentration Formula: Amt \* DF \* Uf \* 5/Vo

Name	Value	Description
DF	1.000	Dilution Factor
Uf	1.000	ng unit correction factor
Vo	5.000	Sample Volume purged (mL)

Compounds	QUANT SIG	CONCENTRATIONS						
		MASS	RT	EXP RT	REL RT	RESPONSE	ON-COLUMN	FINAL
							( ug/L)	( ug/L)
=====	=====	==	=====	=====	=====	=====	=====	
3 Vinyl Chloride	62	2.219	2.219	(0.396)	1000277	147.436	150	
7 1,1-Dichloroethene	96	3.493	3.514	(0.623)	114377	18.7416	19	
13 trans-1,2-Dichloroethane	96	4.286	4.286	(0.765)	42843	6.46703	6 (a)	
15 1,1-Dichloroethane	63	4.725	4.725	(0.843)	23916	2.14310	2 (a)	
17 cis-1,2-Dichloroethene	96	5.341	5.351	(0.953)	5049869	832.485	830 (A)	
* 18 Bromochloromethane	128	5.602	5.602	(1.000)	191379	50.0000		
21 Cyclohexane	56	5.946	5.947	(0.885)	5901	1.02604	1 (a)	
\$ 23 1,2-Dichloroethane-d4	65	6.228	6.239	(1.112)	497996	48.0287	48	
25 Benzene	78	6.301	6.301	(0.938)	30451	1.71817	2 (a)	
* 26 1,4-Difluorobenzene	114	6.719	6.719	(1.000)	844042	50.0000		
27 Trichloroethene	130	7.022	7.022	(1.045)	8105106	1490.65	1500 (A)	
\$ 33 Toluene-d8	98	8.463	8.463	(0.821)	895498	51.5871	52	
37 Tetrachloroethene	164	9.236	9.236	(0.896)	10325275	2588.07	2600 (A)	
* 42 Chlorobenzene-d5	117	10.311	10.322	(1.000)	625501	50.0000		
\$ 50 Bromofluorobenzene	95	11.804	11.804	(1.145)	338805	48.6335	49	

SB  
5/3/05

Data File: \\AVOGADRO\ORGANICS\organic\voa\V2.i\050413.B\V2G7921.D  
Report Date: 03-May-2005 11:48

QC Flag Legend

- a - Target compound detected but, quantitated amount  
Below Limit Of Quantitation(BLOQ).
- A - Target compound detected but, quantitated amount  
exceeded maximum amount.

Data File: \\AVOGADRO\ORGANICS\organic\voa\V2.i\050413.B\V2G7921.D  
Report Date: 03-May-2005 11:48

Mitkem Corporation

CLP OLM4.X - Water and Medium Soils

Data file : \\AVOGADRO\ORGANICS\organic\voa\V2.i\050413.B\V2G7921.D  
Lab Smp Id: D0410-03A Client Smp ID: BR547562  
Inj Date : 13-APR-2005 16:20  
Operator : JC SRC: LIMS Inst ID: V2.i  
Smp Info : ,D0410-03A,,17654  
Misc Info :  
Comment :  
Method : \\AVOGADRO\ORGANICS\organic\voa\V2.i\050413.B\v2clp4S.m  
Meth Date : 03-May-2005 11:40 mtl Quant Type: ISTD  
Cal Date : 13-APR-2005 10:46 Cal File: V2G7911.D  
Als bottle: 11  
Dil Factor: 1.00000  
Integrator: HP RTE Compound Sublist: CLP4.sub  
Target Version: 4.03  
Processing Host: TARGET6

- NO TENTATIVELY IDENTIFIED COMPOUNDS -

Data File: \\AVOCADRO\ORGANICS\organic\voa\V2.i\050413.B\V2G7921.D

Date : 13-APR-2005 16:20

Client ID: BR547562

Instrument: V2.i

Sample Info: ,D0410-03A,,17654

Purge Volume: 5.0

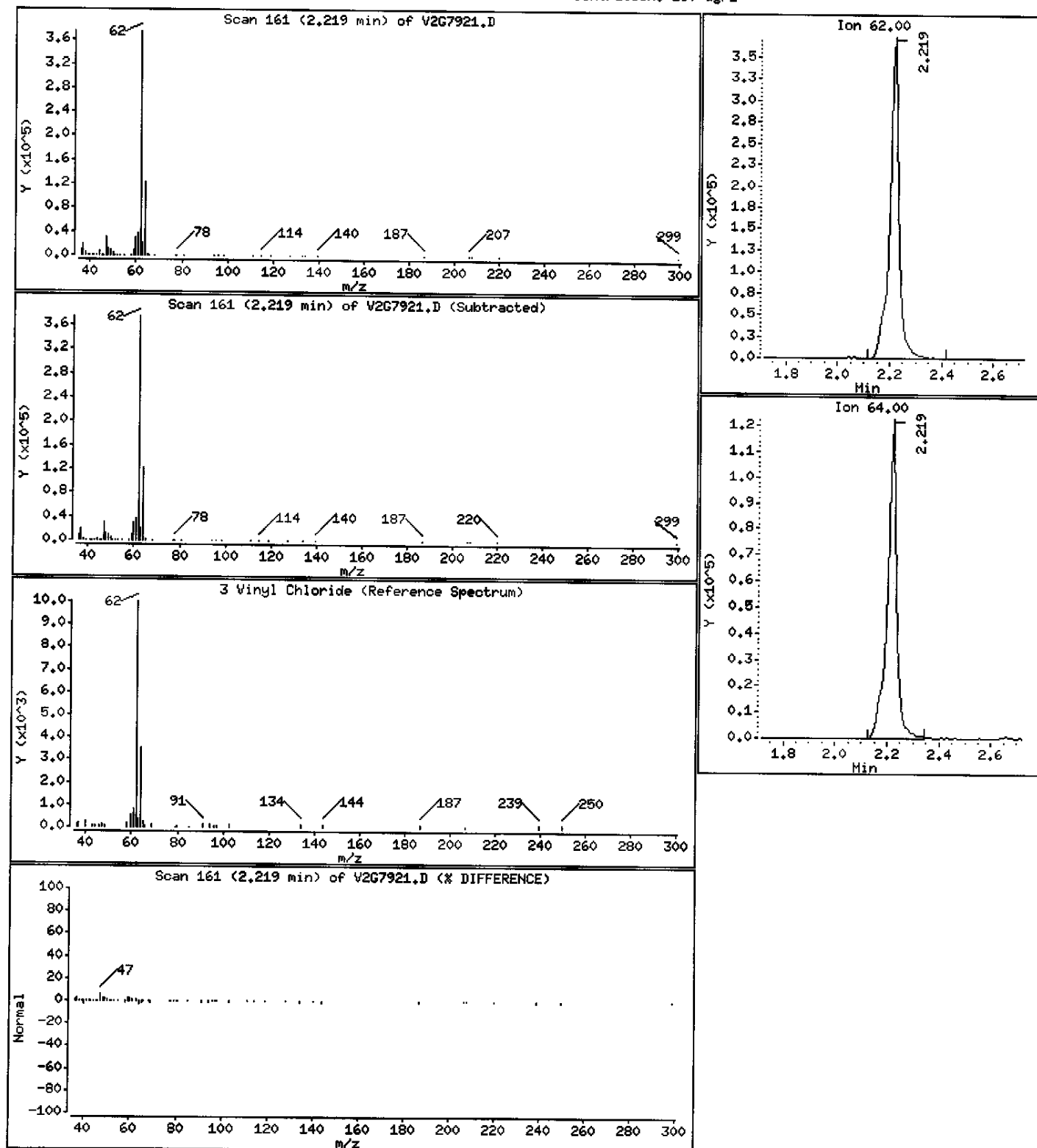
Operator: JC SRC: LIHS

Column phase: DB-624

Column diameter: 0.25

3 Vinyl Chloride

Concentration: 150 ug/L



Data File: \\AVOCADRO\ORGANICS\organic\voa\V2.i\050413.B\V2G7921.D

Date : 13-APR-2005 16:20

Client ID: BR547562

Instrument: V2.i

Sample Info: ,D0410-03A,,17654

Purge Volume: 5.0

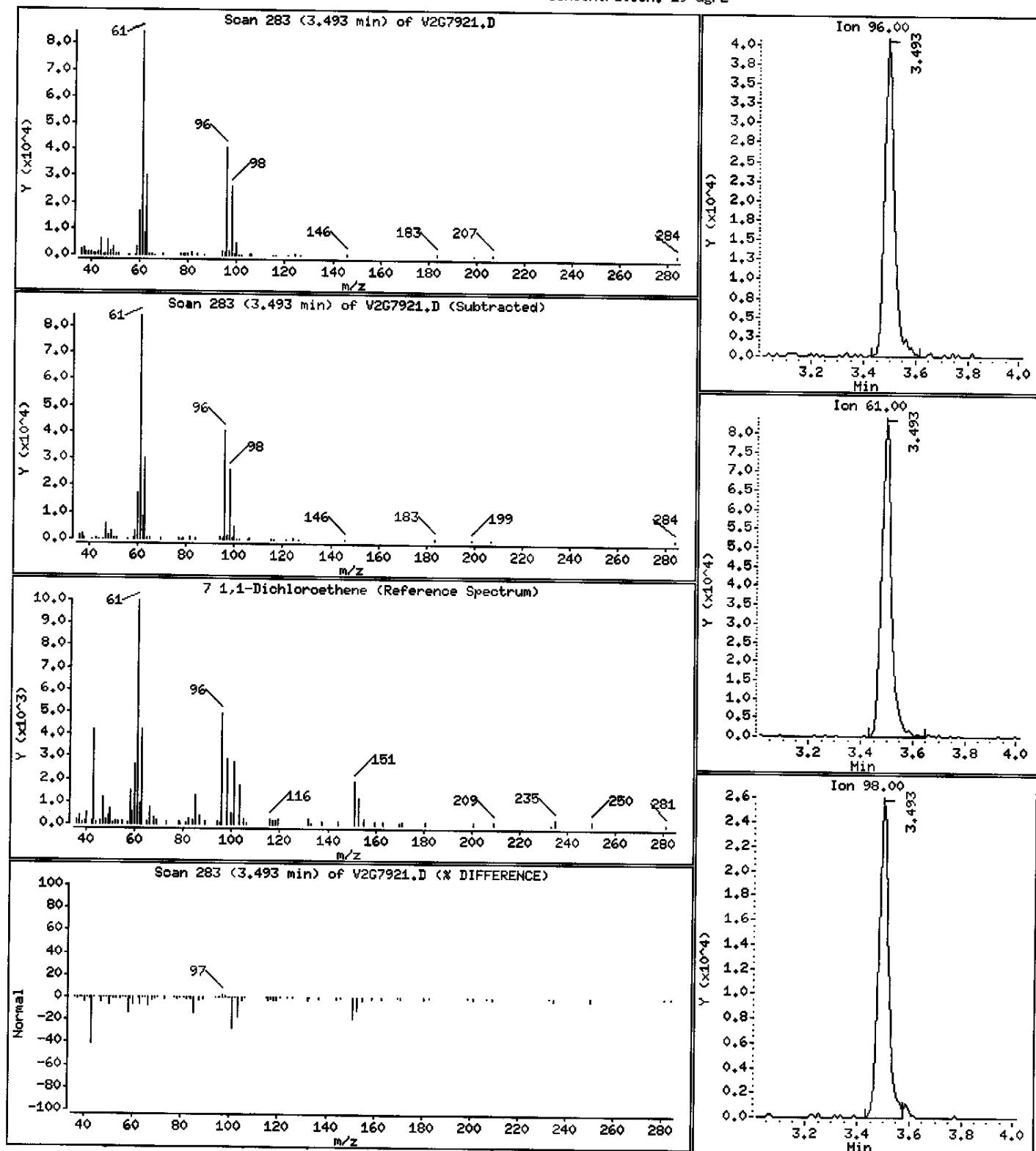
Operator: JC SRC: LIMS

Column phase: DB-624

Column diameter: 0.25

7 1,1-Dichloroethene

Concentration: 19 ug/L



Data File: \\AVOGADRO\ORGANICS\organic\voa\V2.1\050413.B\V2G7921.D

Date : 13-APR-2005 16:20

Client ID: BR547562

Instrument: V2.i

Sample Info: ,D0410-03A,,17654

Purge Volume: 5.0

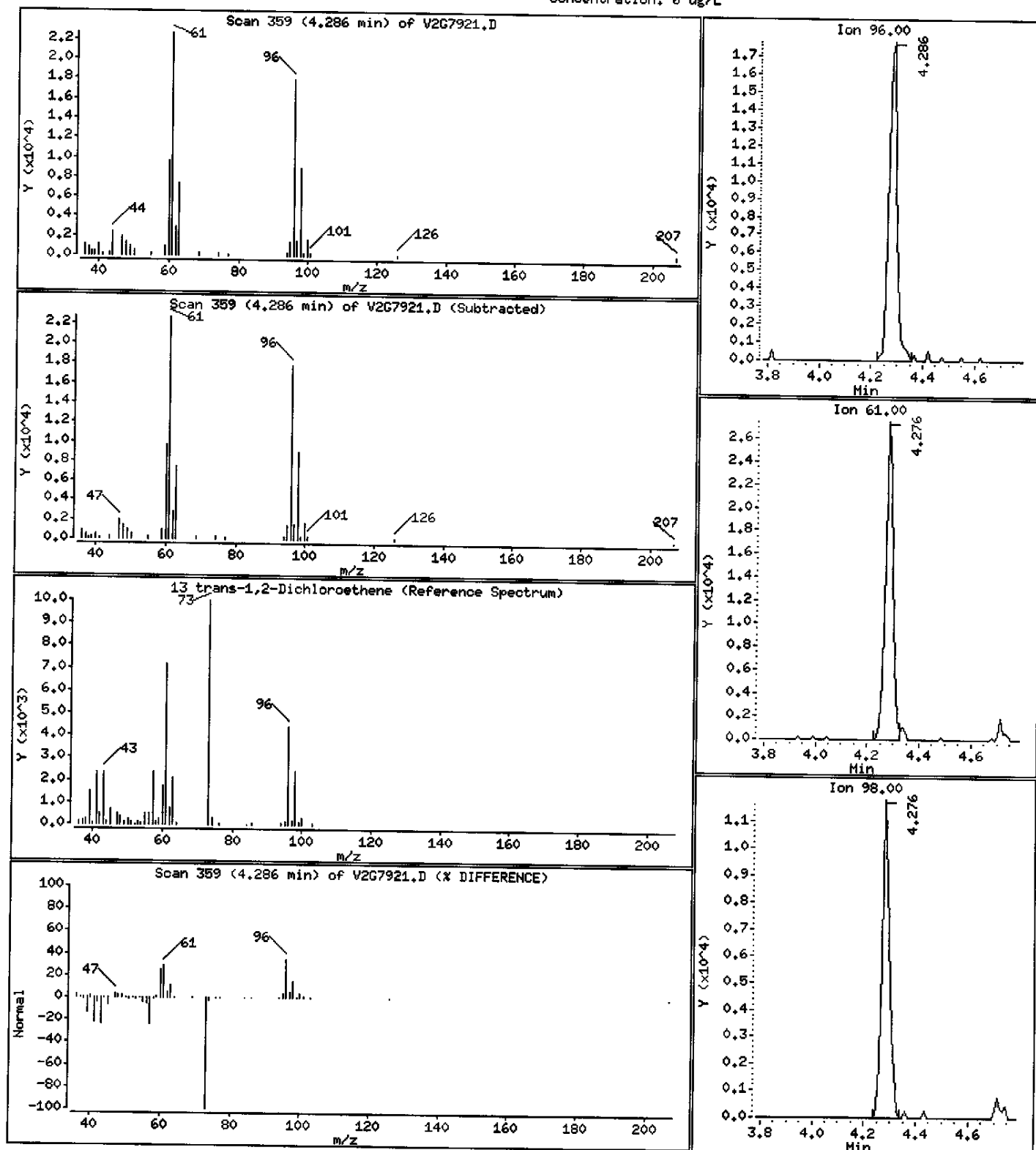
Operator: JC SRC: LIHS

Column phase: DB-624

Column diameter: 0.25

13 trans-1,2-Dichloroethene

Concentration: 6 ug/L



Data File: \\AVOGADRO\ORGANICS\organic\voa\V2.i\050413.B\V2G7921.D

Date : 13-APR-2005 16:20

Client ID: BR547562

Instrument: V2.i

Sample Info: ,D0410-03A,,17654

Purge Volume: 5.0

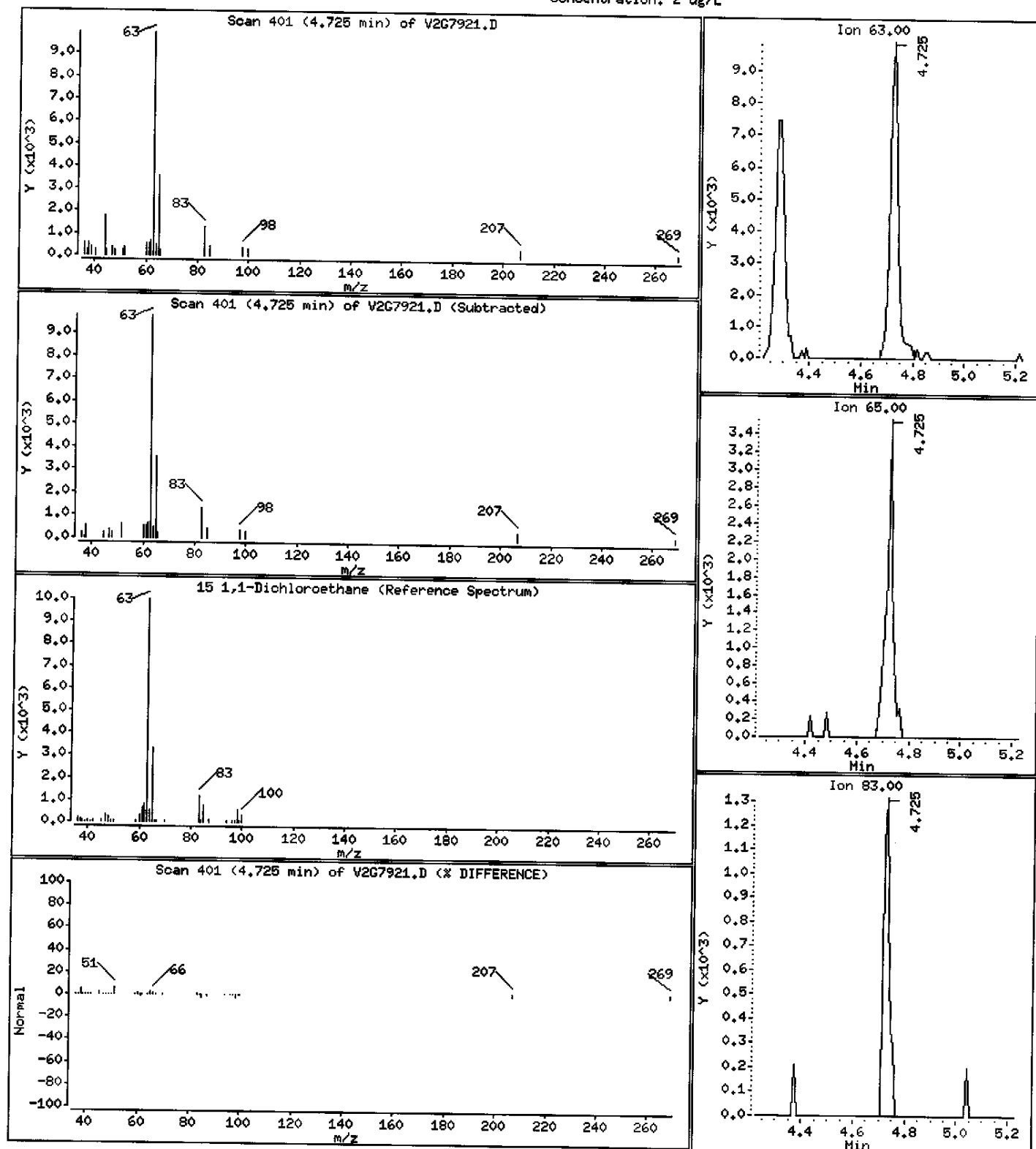
Operator: JC SRC: LIMS

Column phase: DB-624

Column diameter: 0.25

15 1,1-Dichloroethane

Concentration: 2 ug/L





Data File: \\AVOGADRO\ORGANICS\organic\voa\V2.i\050413.B\V2G7921.D

Date : 13-APR-2005 16:20

Client ID: BR547562

Instrument: V2.i

Sample Info: ,D0410-03A,,17654

Purge Volume: 5.0

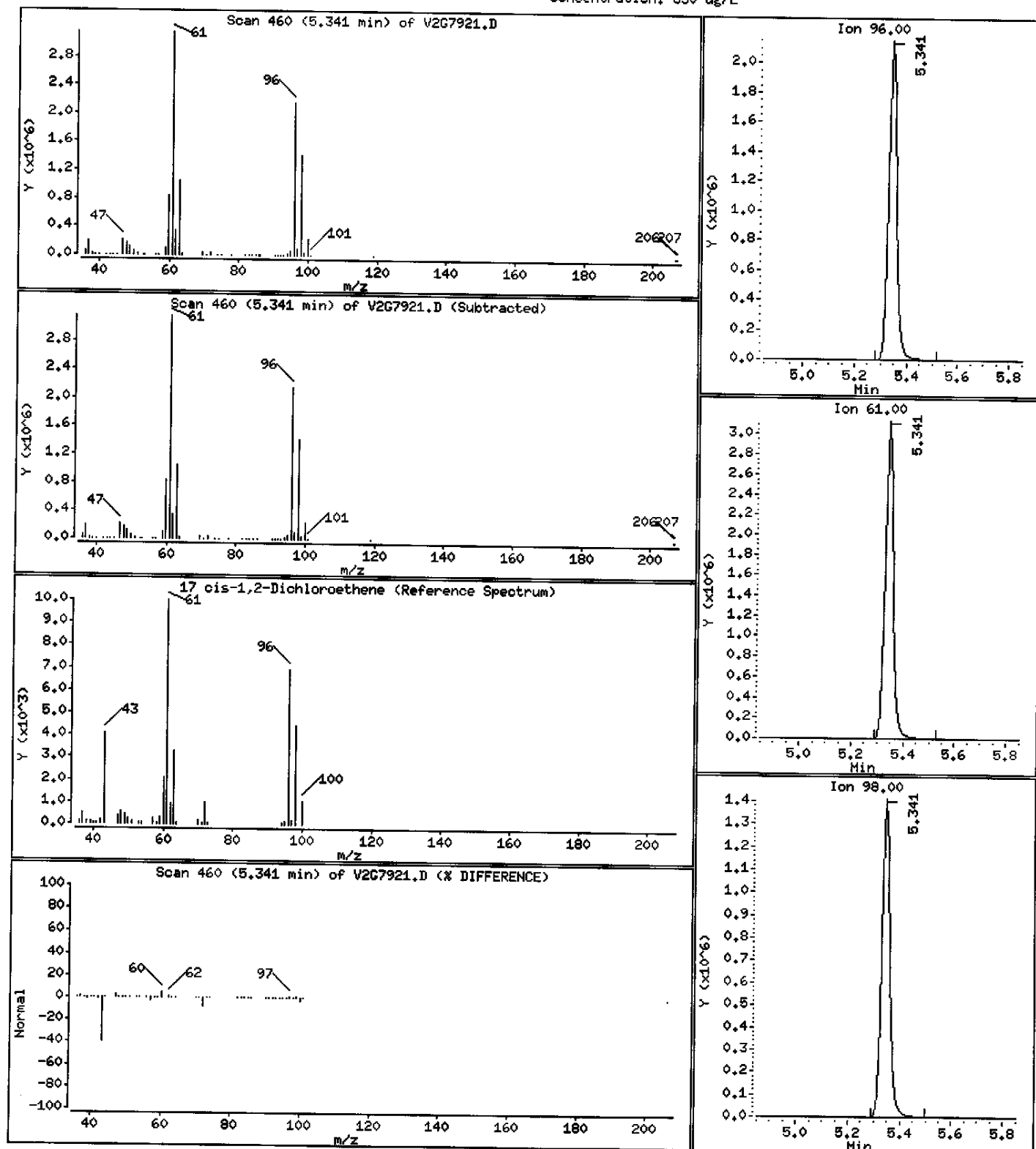
Operator: JC SRC: LIMS

Column phase: DB-624

Column diameter: 0.25

17 cis-1,2-Dichloroethene

Concentration: 830 ug/L



Data File: \\AVOGADRO\ORGANICS\organic\voa\V2.i\050413.B\V2G7921.D

Date : 13-APR-2005 16:20

Client ID: BR547862

Instrument: V2.i

Sample Info: ,D0410-03A,,17654

Purge Volume: 5.0

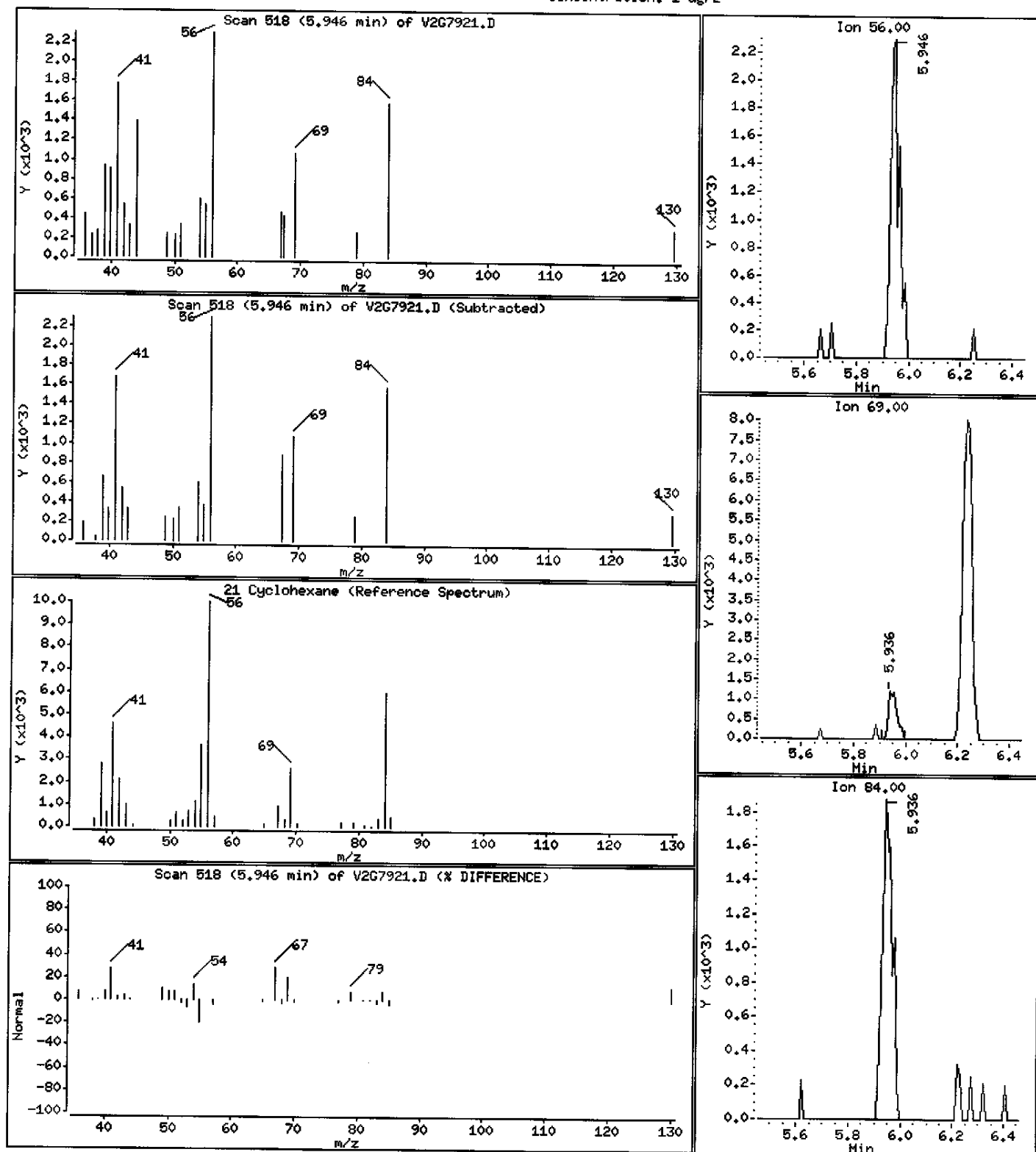
Operator: JC SRC: LIMS

Column phase: DB-624

Column diameter: 0.25

21 Cyclohexane

Concentration: 1 ug/L



Data File: \\AVOGADRO\ORGANICS\organic\voa\V2.i\050413.B\V2G7921.D

Date : 13-APR-2005 16:20

Client ID: BR547562

Instrument: V2.i

Sample Info: ,D0410-03A,,17654

Purge Volume: 5.0

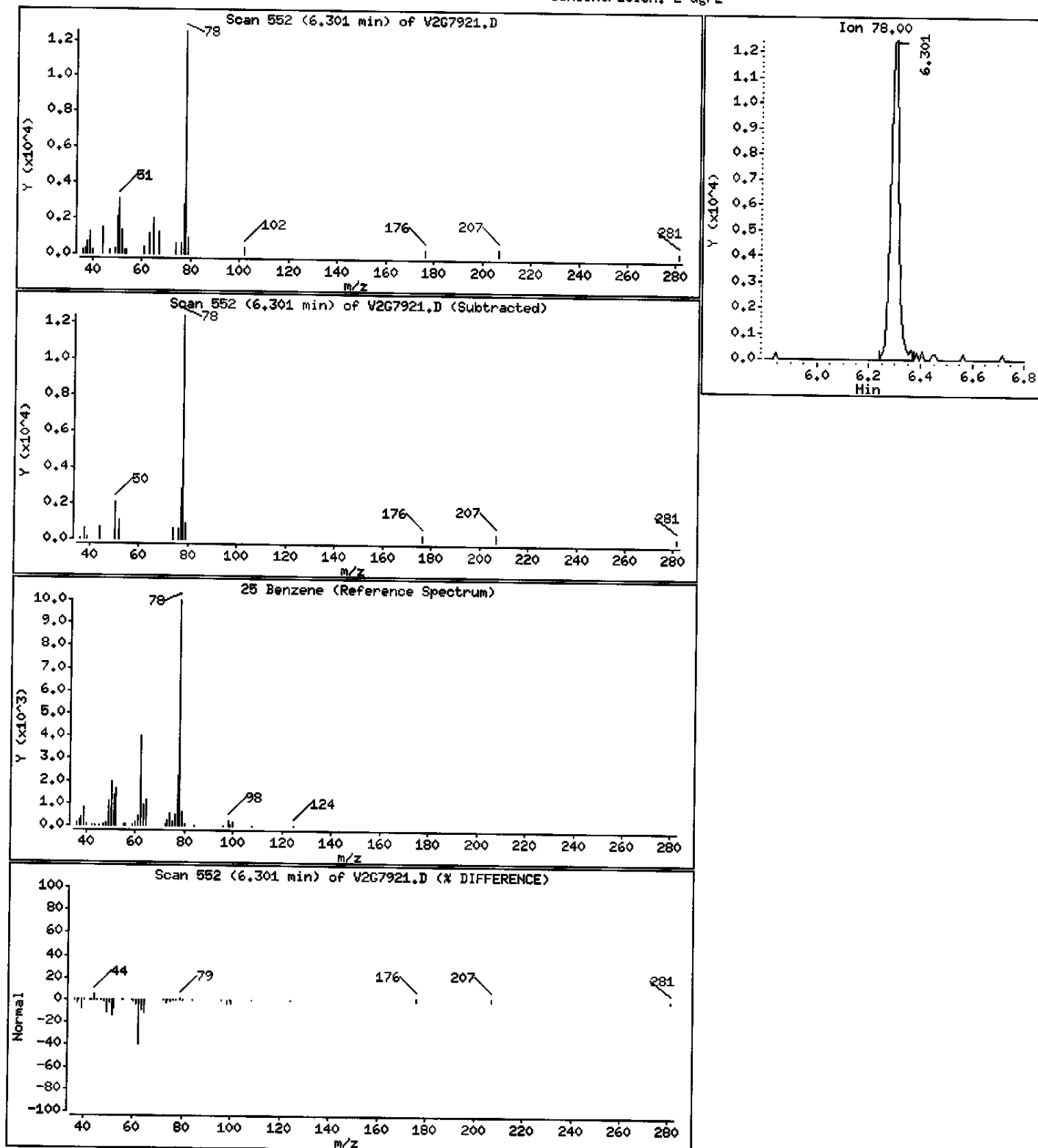
Operator: JC SRC: LIMS

Column phase: DB-624

Column diameter: 0.25

25 Benzene

Concentration: 2 ug/L



Data File: \\AVOCADRO\ORGANICS\organic\voa\V2.i\050413.B\V2G7921.D

Date : 13-APR-2005 16:20

Client ID: BR547562

Instrument: V2.i

Sample Info: ,D0410-03A,,17654

Purge Volume: 5.0


Operator: JC SRC: LIMS

Column phase: DB-624

Column diameter: 0.25

27 Trichloroethene

Concentration: 1500 ug/L



Data File: \\NAVOGADRO\ORGANICS\organic\voa\V2.i\050413.B\V2G7921.D

Date : 13-APR-2005 16:20

Client ID: BR547562

Instrument: V2.i

Sample Info: ,D0410-03A,,17654

Purge Volume: 5.0

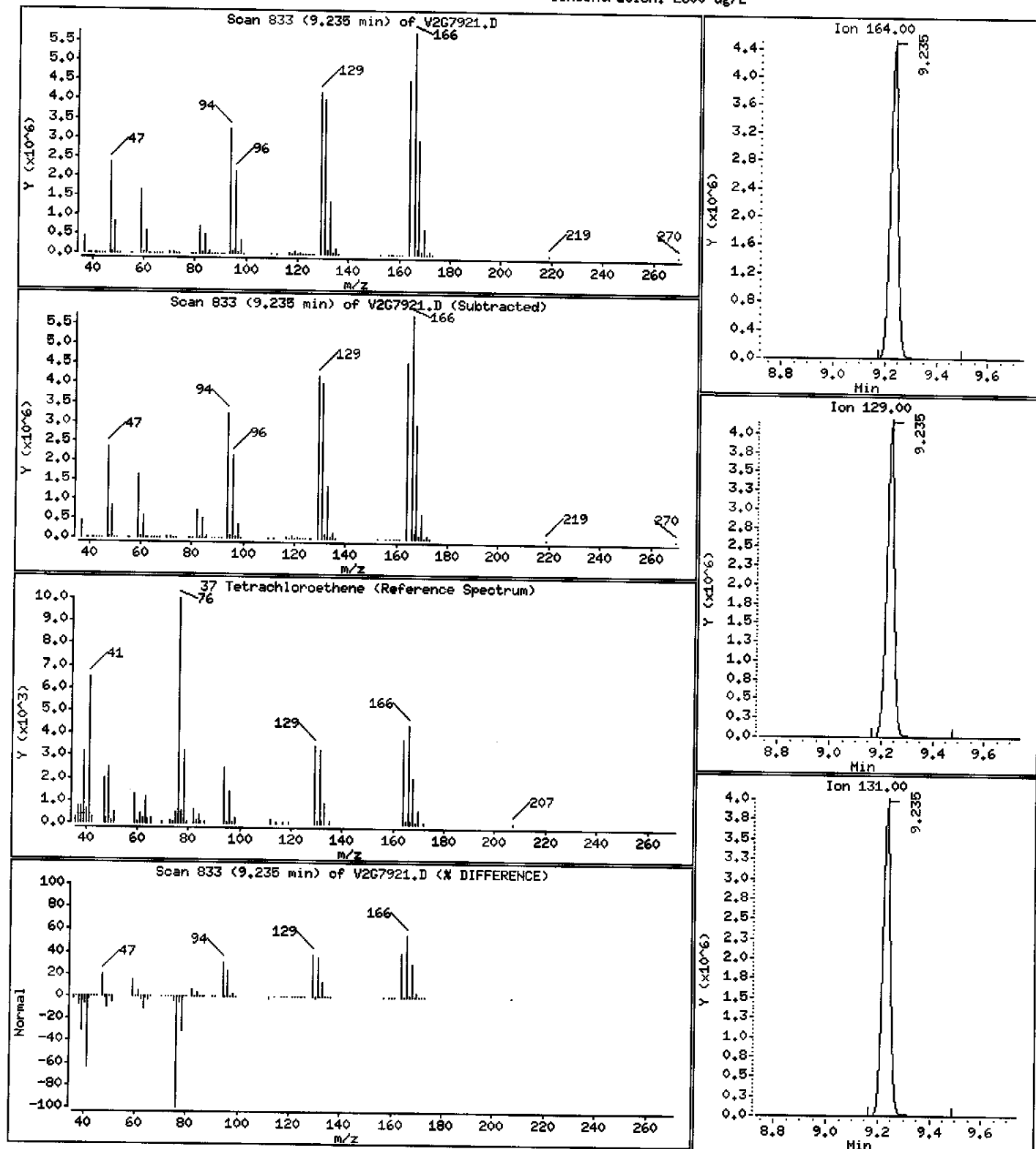
Operator: JC SRC: LIMS

Column phase: DB-624

Column diameter: 0.25

37 Tetrachloroethene

Concentration: 2600 ug/L



1A  
VOLATILE ORGANICS ANALYSIS DATA SHEET

EPA SAMPLE NO.

BR547562DL

Lab Name: MITKEM CORPORATION Contract: \_\_\_\_\_

Lab Code: MITKEM Case No.: \_\_\_\_\_ SAS No.: \_\_\_\_\_ SDG No.: MD0410

Matrix: (soil/water) WATER Lab Sample ID: D0410-03ADL

Sample wt/vol: 5.000 (g/mL) ML Lab File ID: V2G7928

Level: (low/med) LOW Date Received: 04/08/05

% Moisture: not dec. \_\_\_\_\_ Date Analyzed: 04/14/05

GC Column: DB-624 ID: 0.25 (mm) Dilution Factor: 20.0

Soil Extract Volume: \_\_\_\_\_ (uL) Soil Aliquot Volume: \_\_\_\_\_ (uL)

CAS NO. COMPOUND CONCENTRATION UNITS:  
(ug/L or ug/Kg) UG/L Q

75-71-8	Dichlorodifluoromethane	200	U
74-87-3	Chloromethane	200	U
75-01-4	Vinyl Chloride	140	DJ
74-83-9	Bromomethane	200	U
75-00-3	Chloroethane	200	U
75-69-4	Trichlorofluoromethane	200	U
75-35-4	1,1-Dichloroethene	21	DJ
76-13-1	1,1,2-Trichloro-1,2,2-trifluoroethane	200	U
67-64-1	Acetone	200	U
75-15-0	Carbon Disulfide	200	U
79-20-9	Methyl Acetate	200	U
75-09-2	Methylene Chloride	200	U
156-60-5	trans-1,2-Dichloroethene	200	U
1634-04-4	Methyl tert-Butyl Ether	200	U
75-34-3	1,1-Dichloroethane	200	U
156-59-2	cis-1,2-Dichloroethene	910	D
78-93-3	2-Butanone	200	U
67-66-3	Chloroform	200	U
71-55-6	1,1,1-Trichloroethane	200	U
110-82-7	Cyclohexane	200	U
56-23-5	Carbon Tetrachloride	200	U
71-43-2	Benzene	200	U
107-06-2	1,2-Dichloroethane	200	U

1B  
VOLATILE ORGANICS ANALYSIS DATA SHEET

EPA SAMPLE NO.

BR547562DL

Lab Name: MITKEM CORPORATION Contract: \_\_\_\_\_

Lab Code: MITKEM Case No.: \_\_\_\_\_ SAS No.: \_\_\_\_\_ SDG No.: MD0410

Matrix: (soil/water) WATER Lab Sample ID: D0410-03ADL

Sample wt/vol: 5.000 (g/mL) ML Lab File ID: V2G7928

Level: (low/med) LOW Date Received: 04/08/05

% Moisture: not dec. \_\_\_\_\_ Date Analyzed: 04/14/05

GC Column: DB-624 ID: 0.25 (mm) Dilution Factor: 20.0

Soil Extract Volume: \_\_\_\_\_ (uL) Soil Aliquot Volume: \_\_\_\_\_ (uL)

CONCENTRATION UNITS:  
(ug/L or ug/Kg) UG/L Q

CAS NO.	COMPOUND		
79-01-6	Trichloroethene	1600	D
108-87-2	Methylcyclohexane	200	U
78-87-5	1,2-Dichloropropane	200	U
75-27-4	Bromodichloromethane	200	U
10061-01-5	cis-1,3-Dichloropropene	200	U
108-10-1	4-Methyl-2-Pentanone	200	U
108-88-3	Toluene	200	U
10061-02-6	trans-1,3-Dichloropropene	200	U
79-00-5	1,1,2-Trichloroethane	200	U
127-18-4	Tetrachloroethene	2900	D
591-78-6	2-Hexanone	200	U
124-48-1	Dibromochloromethane	200	U
106-93-4	1,2-Dibromoethane	200	U
108-90-7	Chlorobenzene	200	U
100-41-4	Ethylbenzene	200	U
1330-20-7	Xylene (Total)	200	U
100-42-5	Styrene	200	U
75-25-2	Bromoform	200	U
98-82-8	Isopropylbenzene	200	U
79-34-5	1,1,2,2-Tetrachloroethane	200	U
541-73-1	1,3-Dichlorobenzene	200	U
106-46-7	1,4-Dichlorobenzene	200	U
95-50-1	1,2-Dichlorobenzene	200	U
96-12-8	1,2-Dibromo-3-chloropropane	200	U
120-82-1	1,2,4-Trichlorobenzene	200	U

1F  
VOLATILE ORGANICS ANALYSIS DATA SHEET  
TENTATIVELY IDENTIFIED COMPOUNDS

EPA SAMPLE NO.

BR547562DL

Lab Name: MITKEM CORPORATION Contract: \_\_\_\_\_

Lab Code: MITKEM Case No.: \_\_\_\_\_ SAS No.: \_\_\_\_\_ SDG No.: MD0410

Matrix: (soil/water) WATER Lab Sample ID: D0410-03ADL

Sample wt/vol: 5.000 (g/mL) ML Lab File ID: V2G7928

Level: (low/med) LOW Date Received: 04/08/05

% Moisture: not dec. \_\_\_\_\_ Date Analyzed: 04/14/05

GC Column: DB-624 ID: 0.25 (mm) Dilution Factor: 20.0

Soil Extract Volume: \_\_\_\_\_ (uL) Soil Aliquot Volume: \_\_\_\_\_ (uL)

Number TICs found: 0  
CONCENTRATION UNITS:  
(ug/L or ug/Kg) ug/L

CAS NUMBER	COMPOUND NAME	RT	EST. CONC.	Q
=====	=====	=====	=====	=====
1.				
2.				
3.				
4.				
5.				
6.				
7.				
8.				
9.				
10.				
11.				
12.				
13.				
14.				
15.				
16.				
17.				
18.				
19.				
20.				
21.				
22.				
23.				
24.				
25.				
26.				
27.				
28.				
29.				
30.				



Data File: \\AVOCADRO\ORGANICS\organic\voa\2.i\050414.B\207928.D

Date : 14-APR-2005 15:31

Client ID: BR547562DL

Sample Info: D0410-03ADL,17666,20

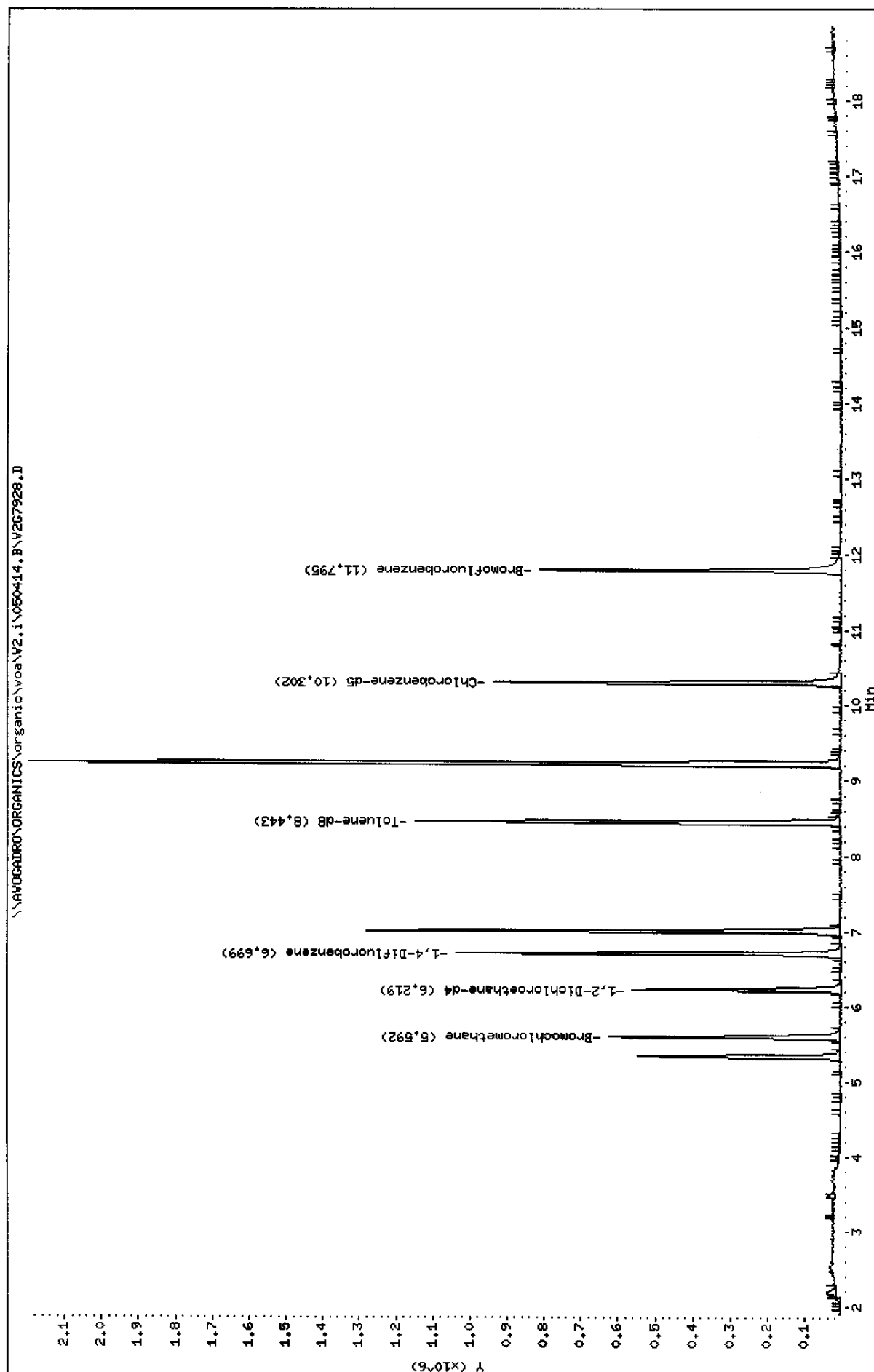
Purge Volume: 5.0

Column phase: DB-624

Instrument: V2.i

Operator: JC SRC: LIMS

Column diameter: 0.25



Data File: \\AVOGADRO\ORGANICS\organic\voa\V2.i\050414.B\V2G7928.D  
Report Date: 03-May-2005 12:04

Mitkem Corporation

CLP OLM4.X - Water and Medium Soils

Data file : \\AVOGADRO\ORGANICS\organic\voa\V2.i\050414.B\V2G7928.D  
Lab Smp Id: D0410-03ADL Client Smp ID: BR547562DL  
Inj Date : 14-APR-2005 15:31  
Operator : JC SRC: LIMS Inst ID: V2.i  
Smp Info : ,D0410-03ADL,,17666,20  
Misc Info :  
Comment :  
Method : \\AVOGADRO\ORGANICS\organic\voa\V2.i\050414.B\v2clp4S.m  
Meth Date : 03-May-2005 11:59 mtl Quant Type: ISTD  
Cal Date : 14-APR-2005 12:02 Cal File: V2G7922.D✓  
Als bottle: 8  
Dil Factor: 20.00000  
Integrator: HP RTE Compound Sublist: CLP4.sub  
Target Version: 4.03  
Processing Host: TARGET6

Concentration Formula: Amt \* DF \* Uf \* 5/Vo

Name	Value	Description
DF	20.000	Dilution Factor
Uf	1.000	ng unit correction factor
Vo	5.000	Sample Volume purged (mL)

Compounds	QUANT SIG						CONCENTRATIONS	
	MASS	RT	EXP RT	REL RT	RESPONSE	ON-COLUMN	FINAL	
						( ug/L)	( ug/L)	
3 Vinyl Chloride	62	2.188	2.210	(0.391)	52828	7.17766	140 (a)	
7 1,1-Dichloroethene	96	3.473	3.504	(0.621)	6841	1.07069	21 (a)	
17 cis-1,2-Dichloroethene	96	5.331	5.342	(0.953)	270324	45.7249	910	
* 18 Bromochloromethane	128	5.593	5.593	(1.000)	200532	50.0000		
\$ 23 1,2-Dichloroethane-d4	65	6.219	6.230	(1.112)	549173	53.7397	54	
* 26 1,4-Difluorobenzene	114	6.699	6.710	(1.000)	879699	50.0000		
27 Trichloroethene	130	7.002	7.013	(1.045)	457484	82.2085	1600	
\$ 33 Toluene-d8	98	8.454	8.454	(0.821)	899398	51.8959	52	
37 Tetrachloroethene	164	9.216	9.226	(0.895)	610892	145.844	2900	
* 42 Chlorobenzene-d5	117	10.302	10.312	(1.000)	666054	50.0000		
\$ 50 Bromofluorobenzene	95	11.795	11.795	(1.145)	361556	48.7452	49	

QC Flag Legend

a - Target compound detected but, quantitated amount  
Below Limit Of Quantitation(BLOQ).

SB  
5/3/05

Data File: \\AVOGADRO\ORGANICS\organic\voa\V2.i\050414.B\V2G7928.D  
Report Date: 03-May-2005 12:04

Mitkem Corporation

CLP OLM4.X - Water and Medium Soils

Data file : \\AVOGADRO\ORGANICS\organic\voa\V2.i\050414.B\V2G7928.D  
Lab Smp Id: D0410-03ADL Client Smp ID: BR547562DL  
Inj Date : 14-APR-2005 15:31  
Operator : JC SRC: LIMS Inst ID: V2.i  
Smp Info : ,D0410-03ADL,,17666,20  
Misc Info :  
Comment :  
Method : \\AVOGADRO\ORGANICS\organic\voa\V2.i\050414.B\v2clp4S.m  
Meth Date : 03-May-2005 11:59 mtl Quant Type: ISTD  
Cal Date : 14-APR-2005 12:02 Cal File: V2G7922.D  
Als bottle: 8  
Dil Factor: 20.00000  
Integrator: HP RTE Compound Sublist: CLP4.sub  
Target Version: 4.03  
Processing Host: TARGET6

- NO TENTATIVELY IDENTIFIED COMPOUNDS -

Data File: \\AVOGADRO\ORGANICS\organic\vos\V2.i\050414.B\V2G7928.D

Date : 14-APR-2005 15:31

Client ID: BR547562DL

Instrument: V2.i

Sample Info: ,D0410-03ADL,,17666,20

Purge Volume: 5.0

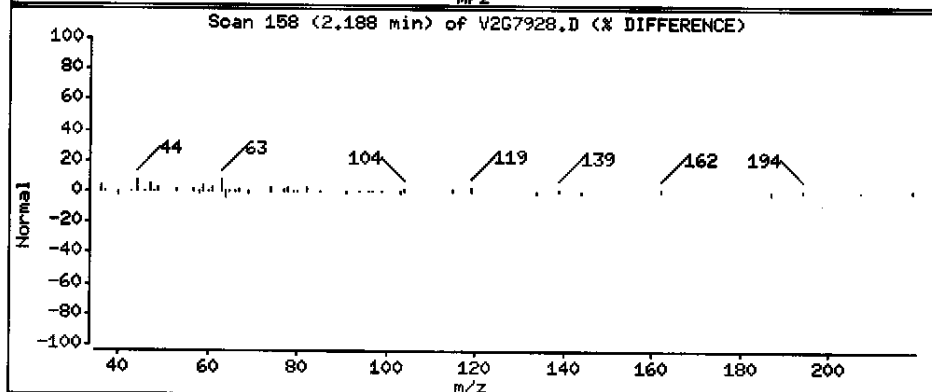
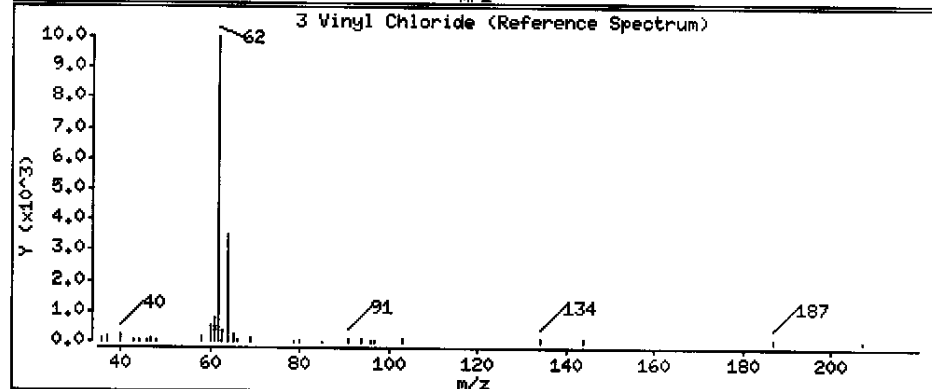
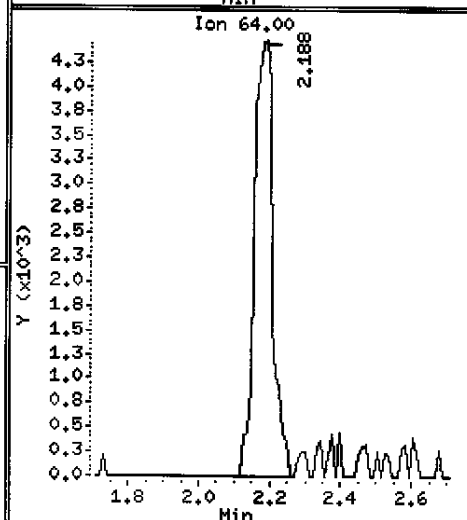
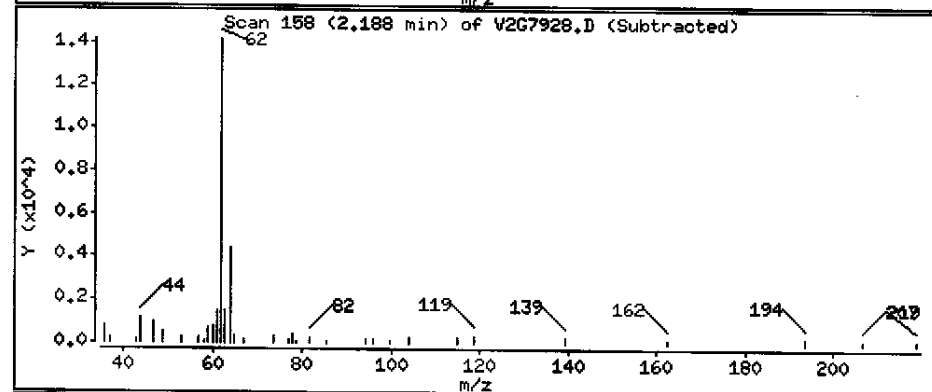
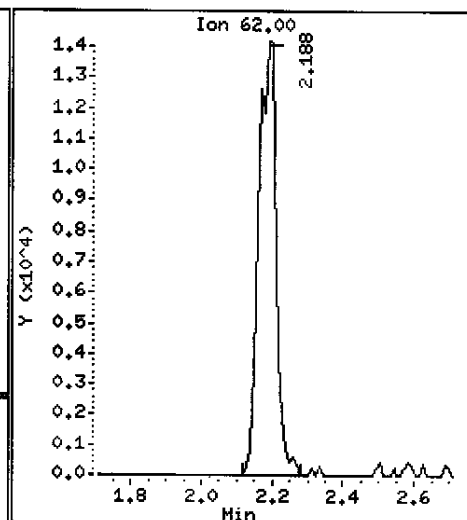
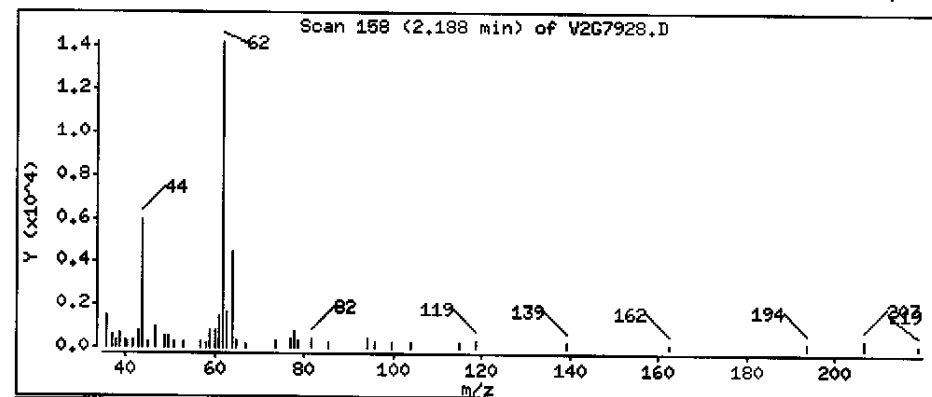
Operator: JC SRC: LIHS

Column phase: DB-624

Column diameter: 0.25

3 Vinyl Chloride

Concentration: 140 ug/L



Data File: \\AVOGADRO\ORGANICS\organic\voa\V2.i\050414.B\V2G7928.D

Date : 14-APR-2005 15:31

Client ID: BR547562DL

Instrument: V2.i

Sample Info: ,D0410-03ADL,,17666,20

Purge Volume: 5.0

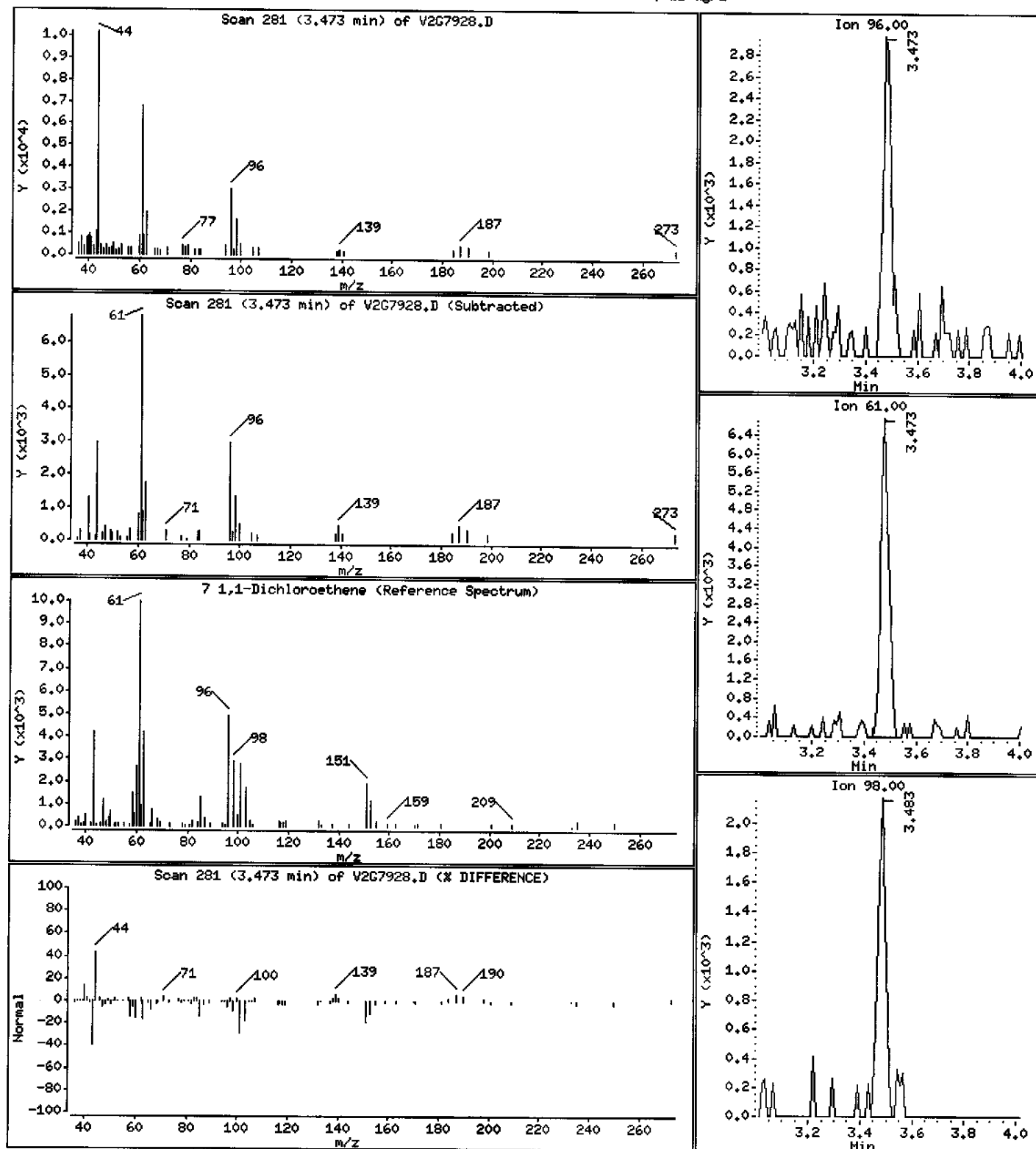
Operator: JC SRC: LIMS

Column phase: DB-624

Column diameter: 0.25

7 1,1-Dichloroethene

Concentration: 21 ug/L



Data File: \\AVOGADRO\ORGANICS\organic\vos\V2.i\050414.B\V2G7928.D

Date : 14-APR-2005 15:31

Client ID: BR547562DL

Instrument: V2.i

Sample Info: ,D0410-03ADL,,17666,20

Purge Volume: 5.0

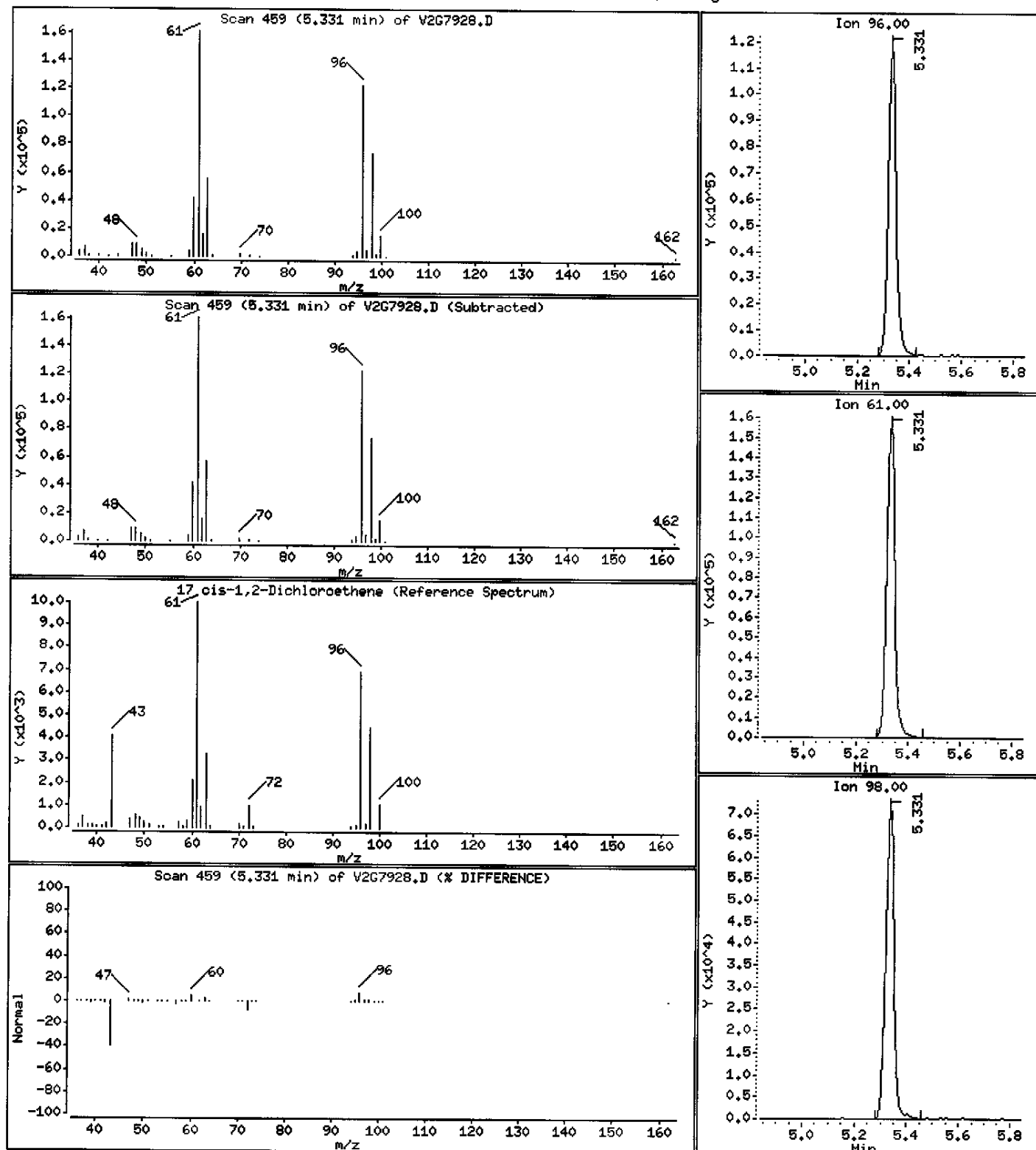
Operator: JC SRC: LIMS

Column phase: DB-624

Column diameter: 0.25

17 cis-1,2-Dichloroethene

Concentration: 910 ug/L



Data File: \\AVOCADRO\ORGANICS\organic\vos\V2.i\050414.B\V2G7928.D

Date : 14-APR-2005 15:31

Client ID: BR547562DL

Instrument: V2.i

Sample Info: ,D0410-03ADL,,17666,20

Purge Volume: 5.0

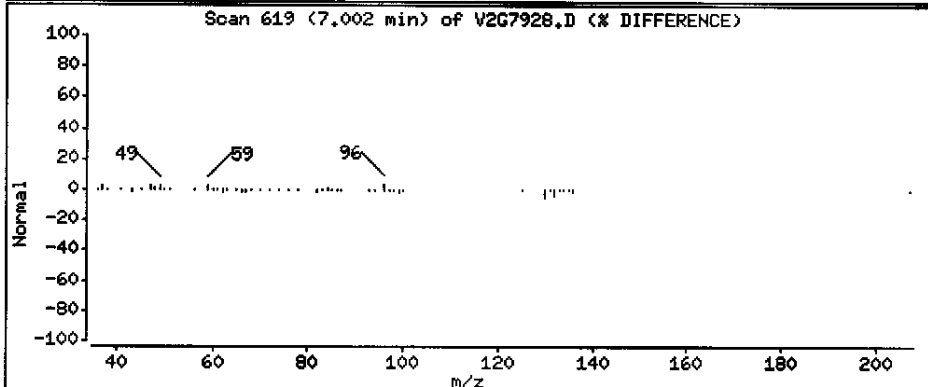
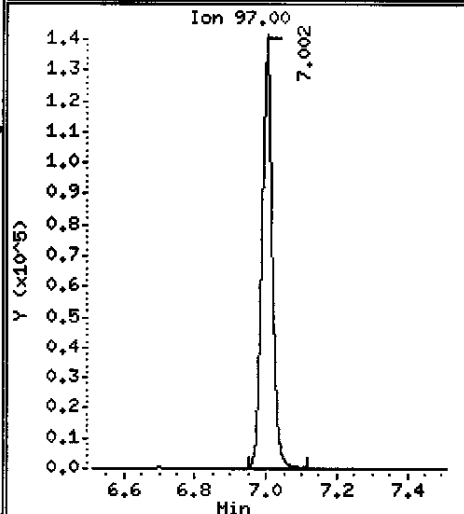
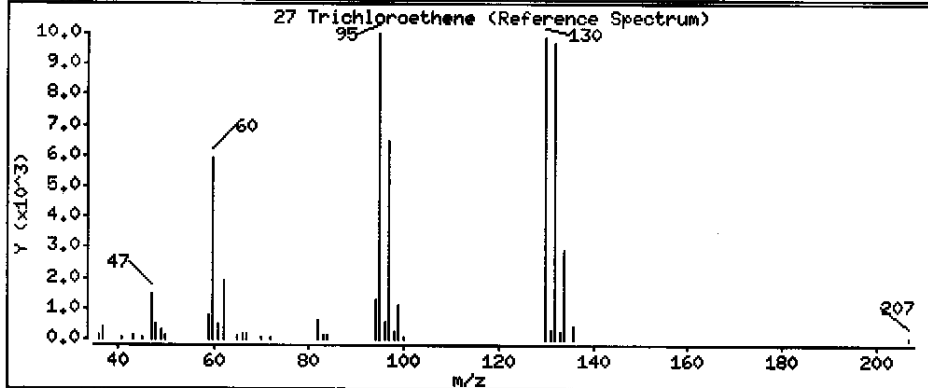
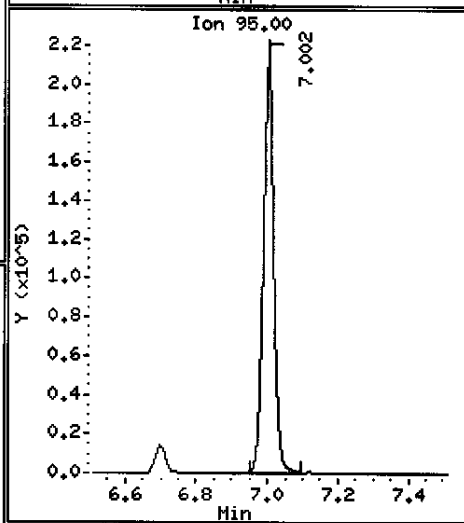
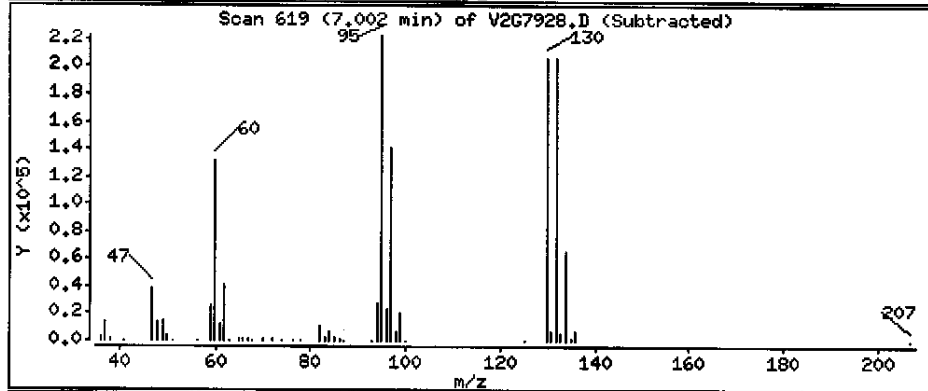
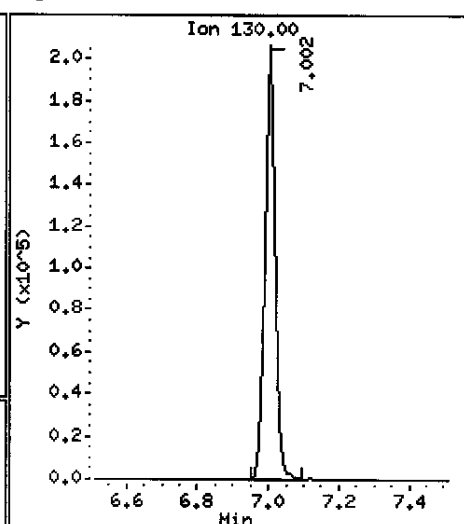
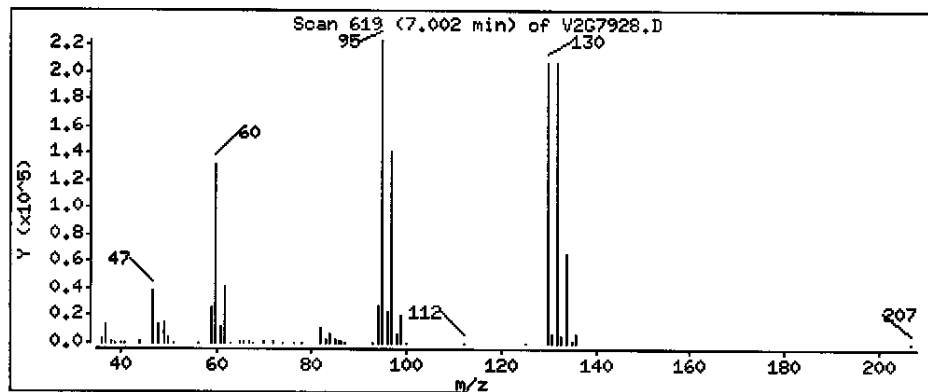
Operator: JC SRC: LIMS

Column phase: DB-624

Column diameter: 0.25

27 Trichloroethene

Concentration: 1600 ug/L



Data File: \\AVOGADRO\ORGANICS\organic\voa\V2.i\050414.B\V2G7928.D

Date : 14-APR-2005 15:31

Client ID: BR547562DL

Instrument: V2.i

Sample Info: ,D0410-03ADL,,17666,20

Purge Volume: 5.0

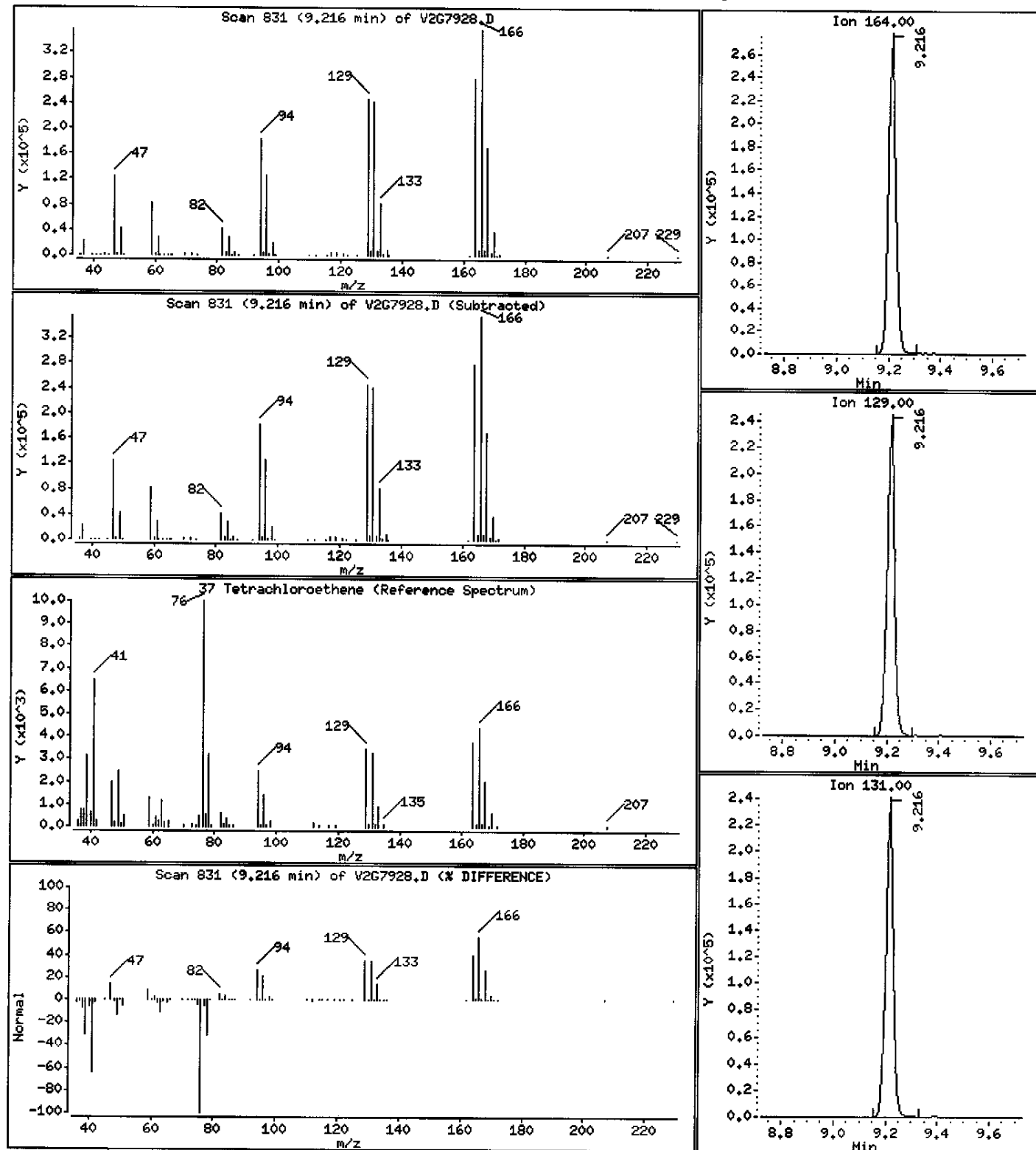
Operator: JC SRC: LIHS

Column phase: DB-624

Column diameter: 0.25

37 Tetrachloroethene

Concentration: 2900 ug/L





1A  
VOLATILE ORGANICS ANALYSIS DATA SHEET

EPA SAMPLE NO.

BR677692

Lab Name: MITKEM CORPORATION Contract: \_\_\_\_\_

Lab Code: MITKEM Case No.: \_\_\_\_\_ SAS No.: \_\_\_\_\_ SDG No.: MD0410

Matrix: (soil/water) WATER Lab Sample ID: D0410-04A

Sample wt/vol: 5.000 (g/mL) ML Lab File ID: V2G7922

Level: (low/med) LOW Date Received: 04/08/05

% Moisture: not dec. \_\_\_\_\_ Date Analyzed: 04/13/05

GC Column: DB-624 ID: 0.25 (mm) Dilution Factor: 1.0

Soil Extract Volume: \_\_\_\_\_ (uL) Soil Aliquot Volume: \_\_\_\_\_ (uL)

CAS NO. COMPOUND

CONCENTRATION UNITS:  
(ug/L or ug/Kg) UG/L Q

75-71-8	Dichlorodifluoromethane	10	U
74-87-3	Chloromethane	10	U
75-01-4	Vinyl Chloride	21	
74-83-9	Bromomethane	10	U
75-00-3	Chloroethane	2	J
75-69-4	Trichlorofluoromethane	10	U
75-35-4	1,1-Dichloroethene	3	J
76-13-1	1,1,2-Trichloro-1,2,2-trifluoroethane	10	U
67-64-1	Acetone	10	U
75-15-0	Carbon Disulfide	10	U
79-20-9	Methyl Acetate	10	U
75-09-2	Methylene Chloride	10	U
156-60-5	trans-1,2-Dichloroethene	4	J
1634-04-4	Methyl tert-Butyl Ether	10	U
75-34-3	1,1-Dichloroethane	10	U
156-59-2	cis-1,2-Dichloroethene	380	E
78-93-3	2-Butanone	10	U
67-66-3	Chloroform	10	U
71-55-6	1,1,1-Trichloroethane	10	U
110-82-7	Cyclohexane	10	U
56-23-5	Carbon Tetrachloride	10	U
71-43-2	Benzene	2	J
107-06-2	1,2-Dichloroethane	10	U

1B  
VOLATILE ORGANICS ANALYSIS DATA SHEET

EPA SAMPLE NO.

BR677692

Lab Name: MITKEM CORPORATION Contract: \_\_\_\_\_

Lab Code: MITKEM Case No.: \_\_\_\_\_ SAS No.: \_\_\_\_\_ SDG No.: MD0410

Matrix: (soil/water) WATER Lab Sample ID: D0410-04A

Sample wt/vol: 5.000 (g/mL) ML Lab File ID: V2G7922

Level: (low/med) LOW Date Received: 04/08/05

% Moisture: not dec. \_\_\_\_\_ Date Analyzed: 04/13/05

GC Column: DB-624 ID: 0.25 (mm) Dilution Factor: 1.0

Soil Extract Volume: \_\_\_\_\_ (uL) Soil Aliquot Volume: \_\_\_\_\_ (uL)

CONCENTRATION UNITS:  
(ug/L or ug/Kg) UG/L Q

CAS NO.	COMPOUND		
79-01-6	Trichloroethene	210	E
108-87-2	Methylcyclohexane	10	U
78-87-5	1,2-Dichloropropane	10	U
75-27-4	Bromodichloromethane	10	U
10061-01-5	cis-1,3-Dichloropropene	10	U
108-10-1	4-Methyl-2-Pentanone	10	U
108-88-3	Toluene	10	U
10061-02-6	trans-1,3-Dichloropropene	10	U
79-00-5	1,1,2-Trichloroethane	10	U
127-18-4	Tetrachloroethene	270	E
591-78-6	2-Hexanone	10	U
124-48-1	Dibromochloromethane	10	U
106-93-4	1,2-Dibromoethane	10	U
108-90-7	Chlorobenzene	10	U
100-41-4	Ethylbenzene	10	U
1330-20-7	Xylene (Total)	10	U
100-42-5	Styrene	10	U
75-25-2	Bromoform	10	U
98-82-8	Isopropylbenzene	10	U
79-34-5	1,1,2,2-Tetrachloroethane	10	U
541-73-1	1,3-Dichlorobenzene	10	U
106-46-7	1,4-Dichlorobenzene	10	U
95-50-1	1,2-Dichlorobenzene	10	U
96-12-8	1,2-Dibromo-3-chloropropane	10	U
120-82-1	1,2,4-Trichlorobenzene	10	U

1F  
VOLATILE ORGANICS ANALYSIS DATA SHEET  
TENTATIVELY IDENTIFIED COMPOUNDS

EPA SAMPLE NO.

BR677692

Lab Name: MITKEM CORPORATION Contract: \_\_\_\_\_

Lab Code: MITKEM Case No.: \_\_\_\_\_ SAS No.: \_\_\_\_\_ SDG No.: MD0410

Matrix: (soil/water) WATER Lab Sample ID: D0410-04A

Sample wt/vol: 5.000 (g/mL) ML Lab File ID: V2G7922

Level: (low/med) LOW Date Received: 04/08/05

% Moisture: not dec. \_\_\_\_\_ Date Analyzed: 04/13/05

GC Column: DB-624 ID: 0.25 (mm) Dilution Factor: 1.0

Soil Extract Volume: \_\_\_\_\_ (uL) Soil Aliquot Volume: \_\_\_\_\_ (uL)

Number TICs found: 0 CONCENTRATION UNITS:  
(ug/L or ug/Kg) ug/L

CAS NUMBER	COMPOUND NAME	RT	EST. CONC.	Q
=====	=====	=====	=====	=====
1.				
2.				
3.				
4.				
5.				
6.				
7.				
8.				
9.				
10.				
11.				
12.				
13.				
14.				
15.				
16.				
17.				
18.				
19.				
20.				
21.				
22.				
23.				
24.				
25.				
26.				
27.				
28.				
29.				
30.				

Data File: \\AVOCADRO\ORGANICS\organic\voa\V2.i\050413.B\V207922.D

Date : 13-APR-2005 16:45

Client ID: BR677692

Sample Info: D0410-04A,,17654

Purge Volume: 5.0

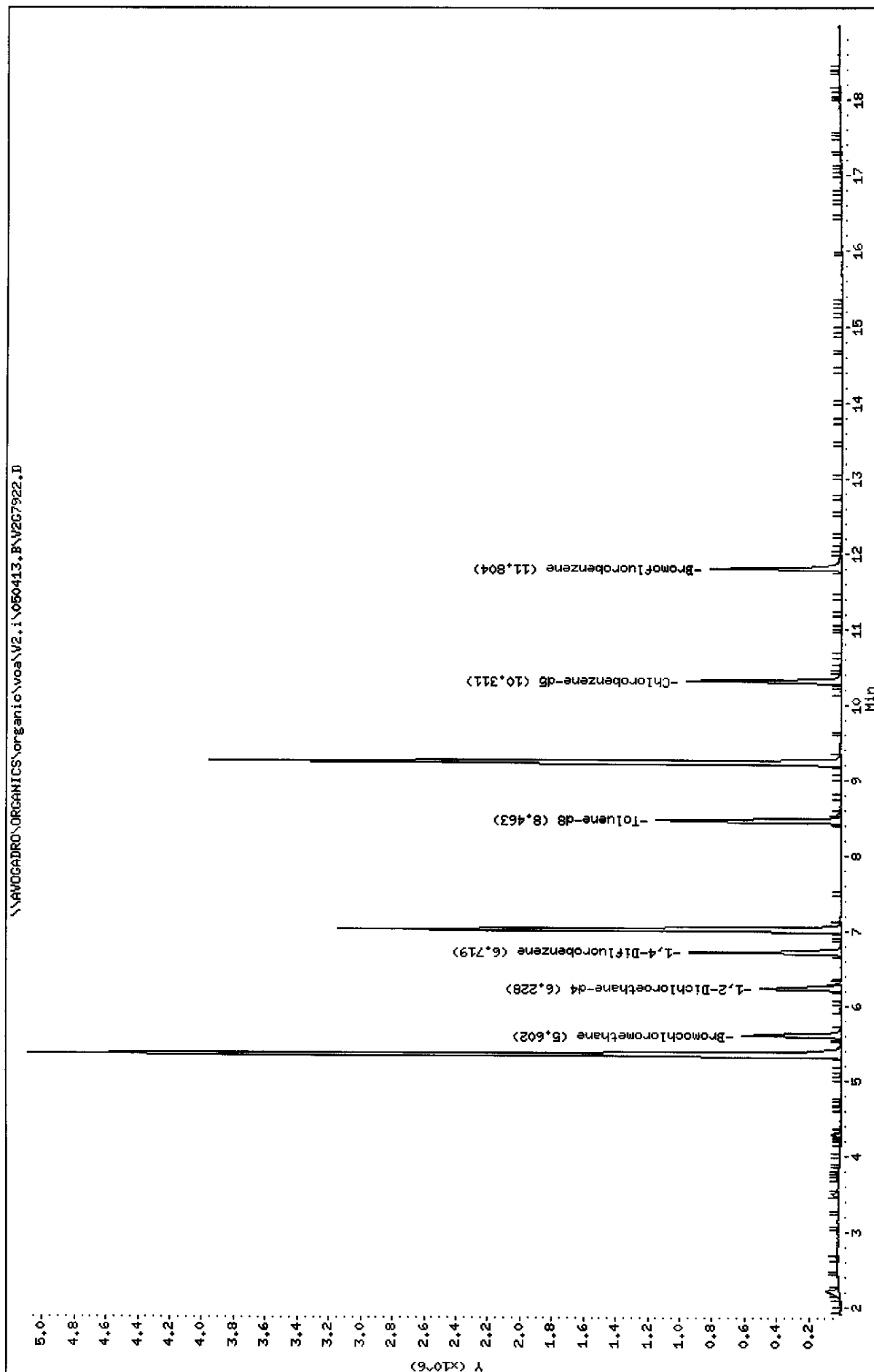
Column phase: DB-624

Instrument: V2.i

Operator: JC SRC: LIMS

Column diameter: 0.25

\\AVOCADRO\ORGANICS\organic\voa\V2.i\050413.B\V207922.D



Data File: \\AVOGADRO\ORGANICS\organic\voa\V2.i\050413.B\V2G7922.D  
Report Date: 03-May-2005 11:48

Mitkem Corporation

CLP OLM4.X - Water and Medium Soils

Data file : \\AVOGADRO\ORGANICS\organic\voa\V2.i\050413.B\V2G7922.D  
Lab Smp Id: D0410-04A Client Smp ID: BR677692  
Inj Date : 13-APR-2005 16:45  
Operator : JC SRC: LIMS Inst ID: V2.i  
Smp Info : ,D0410-04A,,17654  
Misc Info :  
Comment :  
Method : \\AVOGADRO\ORGANICS\organic\voa\V2.i\050413.B\v2clp4S.m  
Meth Date : 03-May-2005 11:40 mtl Quant Type: ISTD  
Cal Date : 13-APR-2005 10:46 Cal File: V2G7911.D ✓  
Als bottle: 12  
Dil Factor: 1.00000  
Integrator: HP RTE Compound Sublist: CLP4.sub  
Target Version: 4.03  
Processing Host: TARGET6

Concentration Formula: Amt \* DF \* Uf \* 5/Vo

Name	Value	Description
DF	1.000	Dilution Factor
Uf	1.000	ng unit correction factor
Vo	5.000	Sample Volume purged (mL)

Compounds	QUANT SIG						CONCENTRATIONS	
	MASS	RT	EXP RT	REL RT	RESPONSE	ON-COLUMN	FINAL	
						( ug/L)	( ug/L)	
3 Vinyl Chloride	62	2.208	2.219	(0.394)	148074	20.7120	21	
5 Chloroethane	64	2.647	2.657	(0.472)	9409	2.30683	2 (a)	
7 1,1-Dichloroethene	96	3.482	3.514	(0.622)	16450	2.55797	3 (a)	
13 trans-1,2-Dichloroethene	96	4.276	4.286	(0.763)	25650	3.67430	4 (a)	
17 cis-1,2-Dichloroethane	96	5.341	5.351	(0.953)	2417455	378.195	380 (A)	
* 18 Bromochloromethane	128	5.602	5.602	(1.000)	201666	50.0000		
\$ 23 1,2-Dichloroethane-d4	65	6.228	6.239	(1.112)	526012	48.1429	48	
25 Benzene	78	6.291	6.301	(0.936)	27886	1.55266	2 (a)	
* 26 1,4-Difluorobenzene	114	6.719	6.719	(1.000)	855337	50.0000		
27 Trichloroethene	130	7.011	7.022	(1.044)	1161361	210.770	210 (A)	
\$ 33 Toluene-d8	98	8.463	8.463	(0.821)	869615	48.2795	48	
37 Tetrachloroethene	164	9.225	9.236	(0.895)	1101189	266.009	270 (A)	
* 42 Chlorobenzene-d5	117	10.311	10.322	(1.000)	649035	50.0000		
\$ 50 Bromofluorobenzene	95	11.804	11.804	(1.145)	342561	47.3897	47	

SB  
5/3/05

Data File: \\AVOGADRO\ORGANICS\organic\voa\V2.i\050413.B\V2G7922.D  
Report Date: 03-May-2005 11:48

QC Flag Legend

- a - Target compound detected but, quantitated amount  
Below Limit Of Quantitation(BLOQ).
- A - Target compound detected but, quantitated amount  
exceeded maximum amount.

Data File: \\AVOGADRO\ORGANICS\organic\voa\V2.i\050413.B\V2G7922.D  
Report Date: 03-May-2005 11:48

Mitkem Corporation

CLP OLM4.X - Water and Medium Soils

Data file : \\AVOGADRO\ORGANICS\organic\voa\V2.i\050413.B\V2G7922.D  
Lab Smp Id: D0410-04A Client Smp ID: BR677692  
Inj Date : 13-APR-2005 16:45  
Operator : JC SRC: LIMS Inst ID: V2.i  
Smp Info : ,D0410-04A,,17654  
Misc Info :  
Comment :  
Method : \\AVOGADRO\ORGANICS\organic\voa\V2.i\050413.B\v2clp4S.m  
Meth Date : 03-May-2005 11:40 mtl Quant Type: ISTD  
Cal Date : 13-APR-2005 10:46 Cal File: V2G7911.D  
Als bottle: 12  
Dil Factor: 1.00000  
Integrator: HP RTE Compound Sublist: CLP4.sub  
Target Version: 4.03  
Processing Host: TARGET6

- NO TENTATIVELY IDENTIFIED COMPOUNDS -

Data File: \\AVOGADRO\ORGANICS\organic\voa\V2.i\050413.B\V2G7922.D

Date : 13-APR-2005 16:45

Client ID: BR677692

Instrument: V2.i

Sample Info: ,D0410-04A,,17654

Purge Volume: 5.0

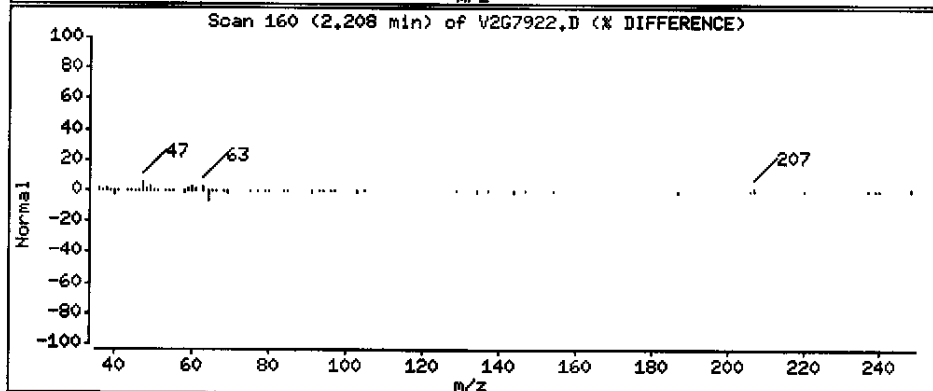
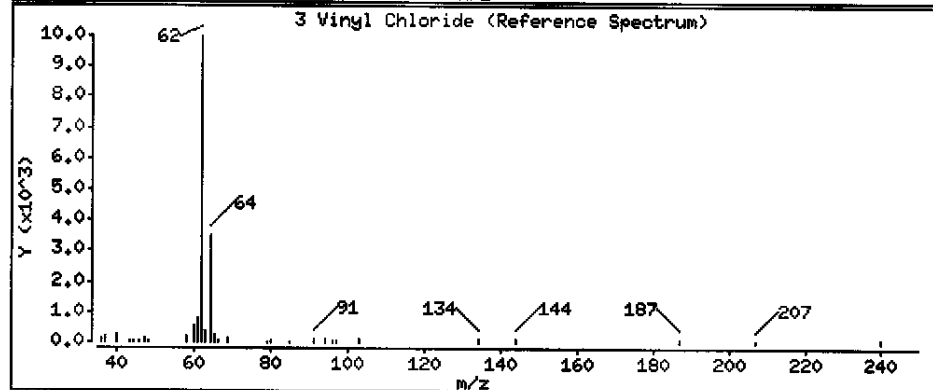
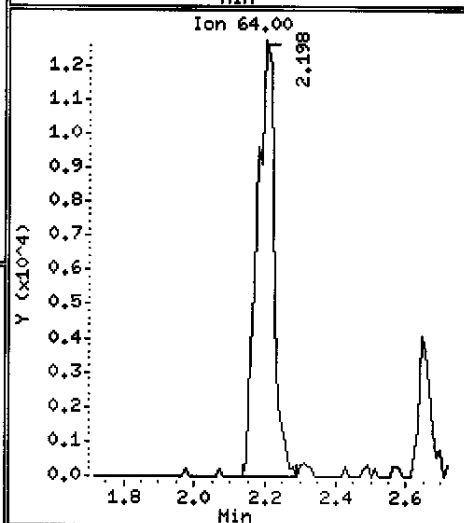
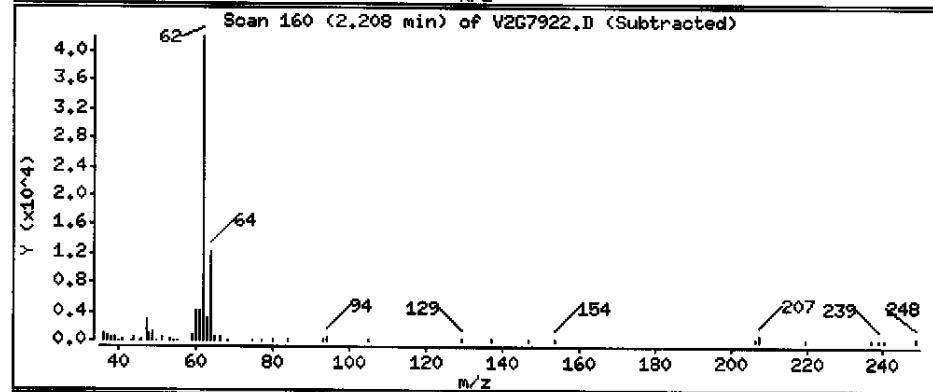
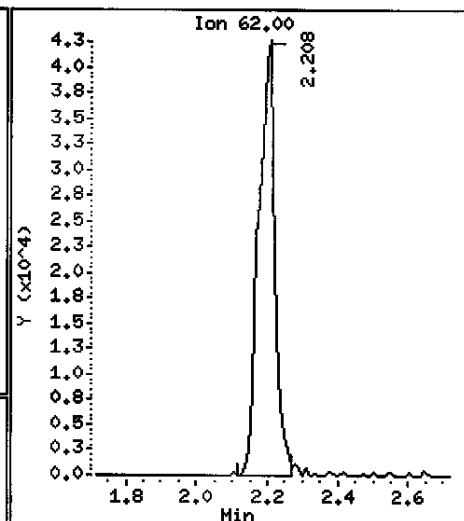
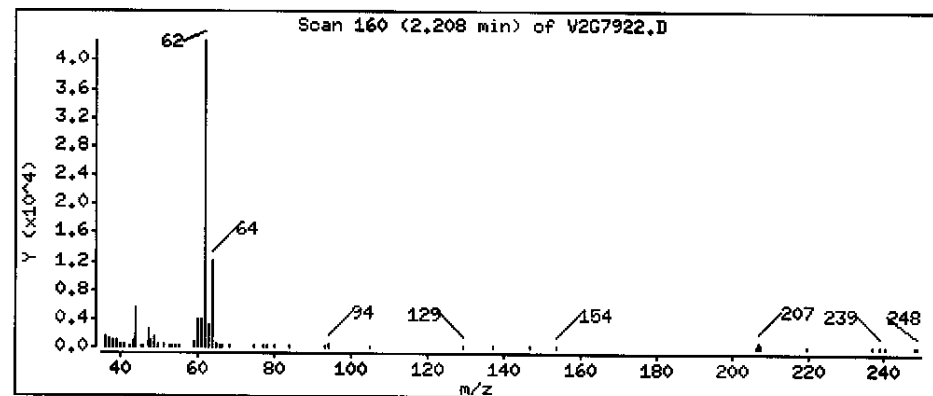
Operator: JC SRC: LIMS

Column phase: DB-624

Column diameter: 0,25

3 Vinyl Chloride

Concentration: 21 ug/L





Data File: \\AVOCADRO\ORGANICS\organic\voa\V2.i\050413.B\V2G7922.D

Date : 13-APR-2005 16:45

Client ID: BR677692

Instrument: V2.i

Sample Info: ,D0410-04A,,17654

Purge Volume: 5.0

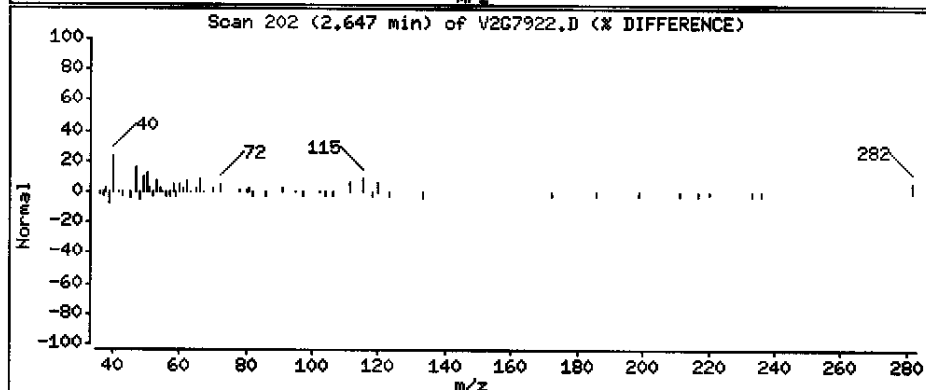
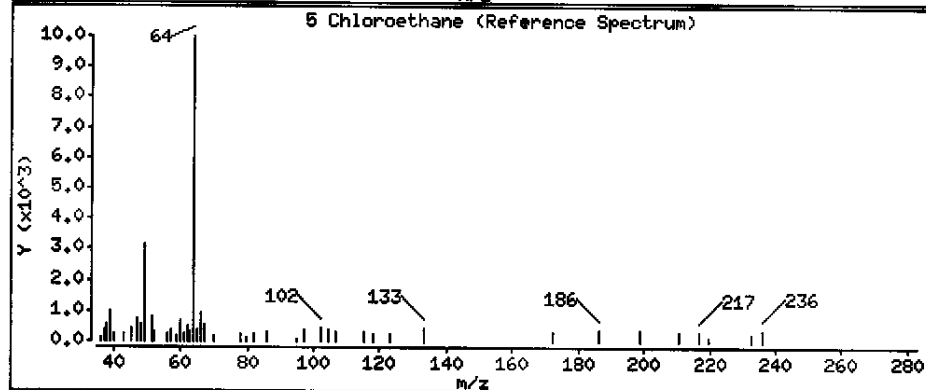
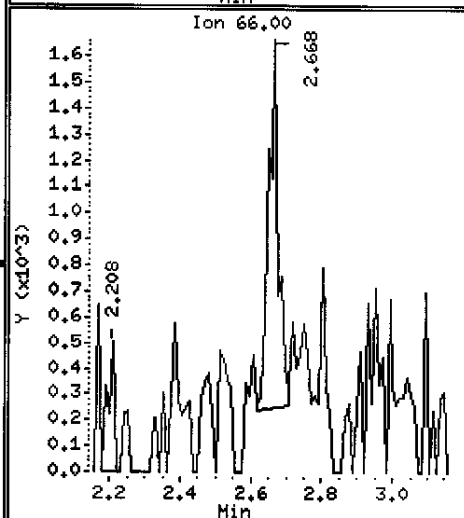
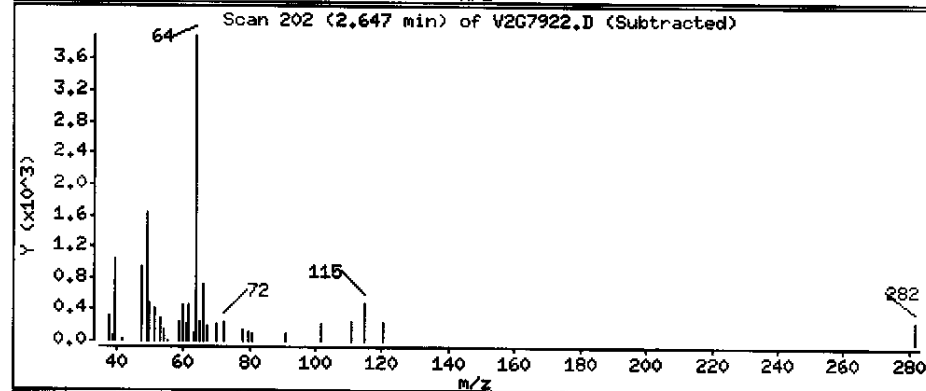
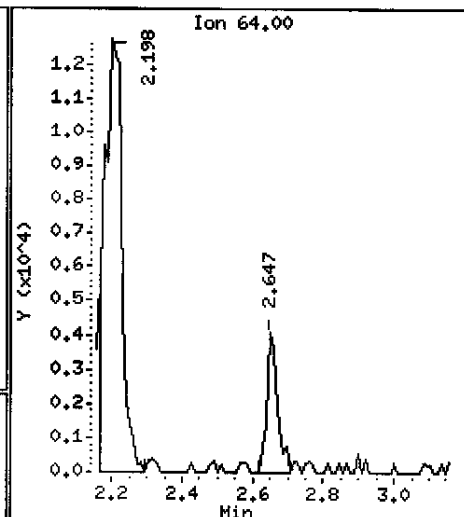
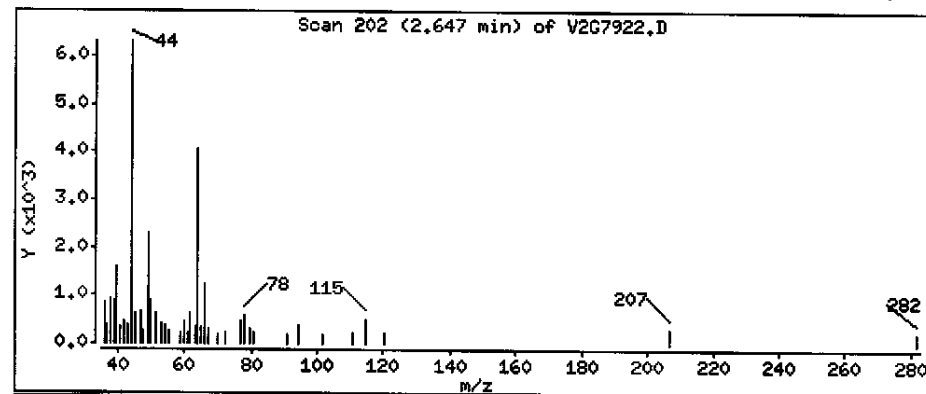
Operator: JC SRC: LIMS

Column phase: DB-624

Column diameter: 0.25

5 Chloroethane

Concentration: 2 ug/L



Data File: \\AVOGADRO\ORGANICS\organic\voa\V2.i\050413.B\V2G7922.D

Date : 13-APR-2005 16:45

Client ID: BR677692

Instrument: V2.i

Sample Info: ,D0410-04A,,17654

Purge Volume: 5.0

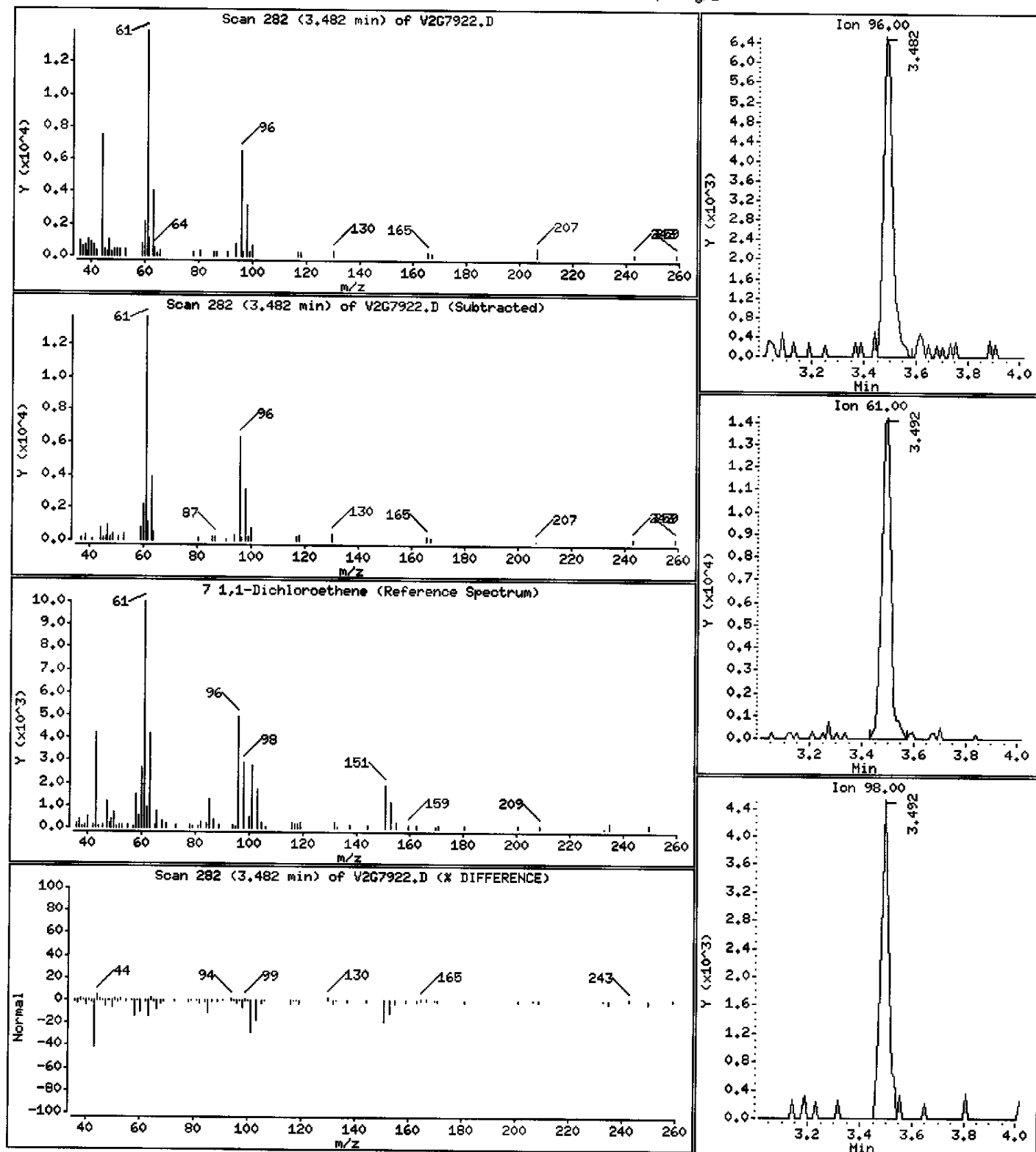
Operator: JC SRC: LIMS

Column phase: DB-624

Column diameter: 0.25

7 1,1-Dichloroethene

Concentration: 3 ug/L



Data File: \\AVOCADRO\ORGANICS\organic\voa\V2.i\050413.B\V2G7922.D

Date : 13-APR-2005 16:45

Client ID: BR677692

Instrument: V2.i

Sample Info: D0410-04A,,17654

Purge Volume: 5.0

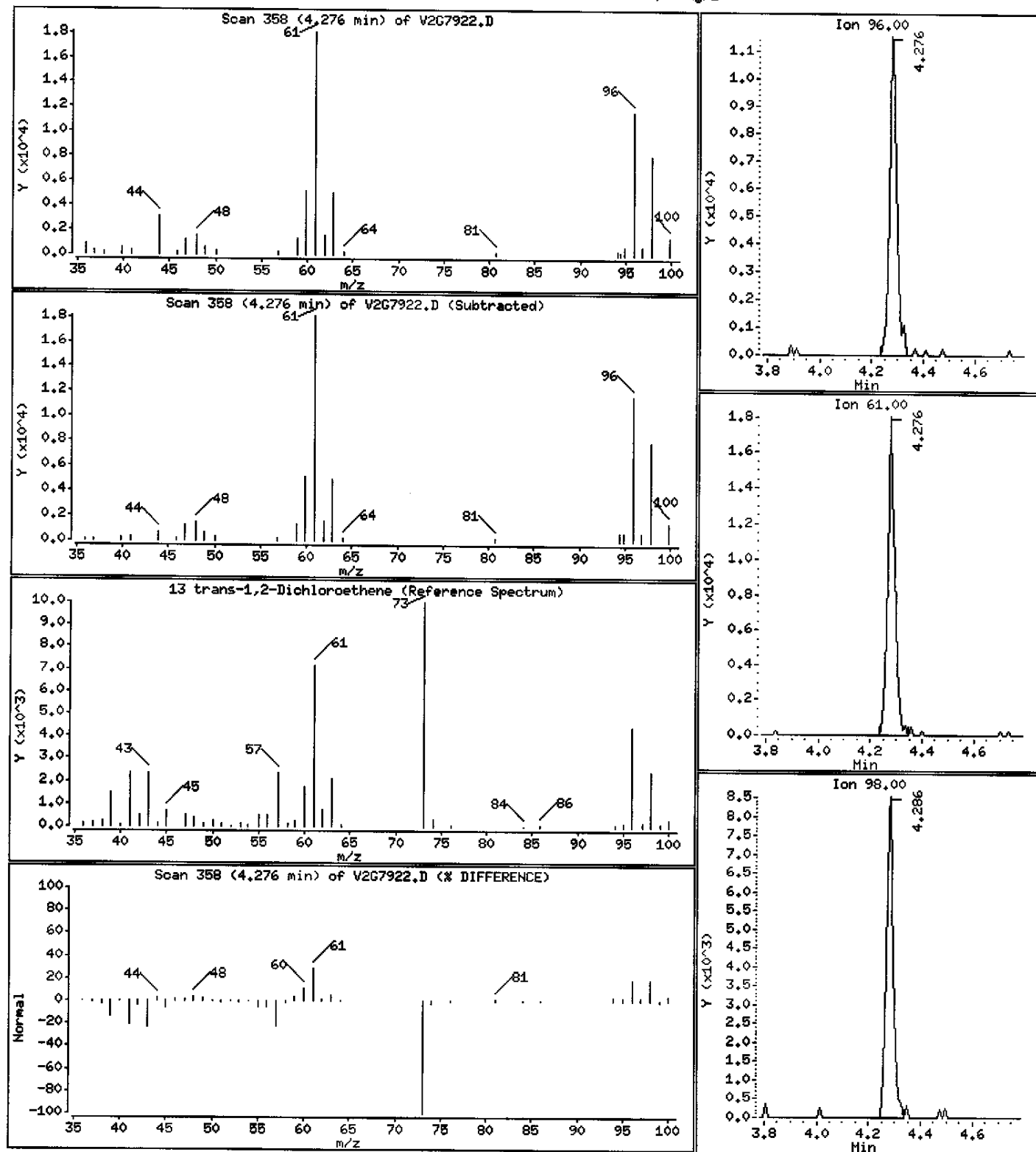
Operator: JC SRC: LIHS

Column phase: DB-624

Column diameter: 0.25

13 trans-1,2-Dichloroethene

Concentration: 4 ug/L



Data File: \\AVOCADRO\ORGANICS\organic\voa\V2.i\050413.B\V2G7922.D

Date : 13-APR-2005 16:45

Client ID: BR677692

Instrument: V2.i

Sample Info: ,D0410-04A,,17654

Purge Volume: 5.0

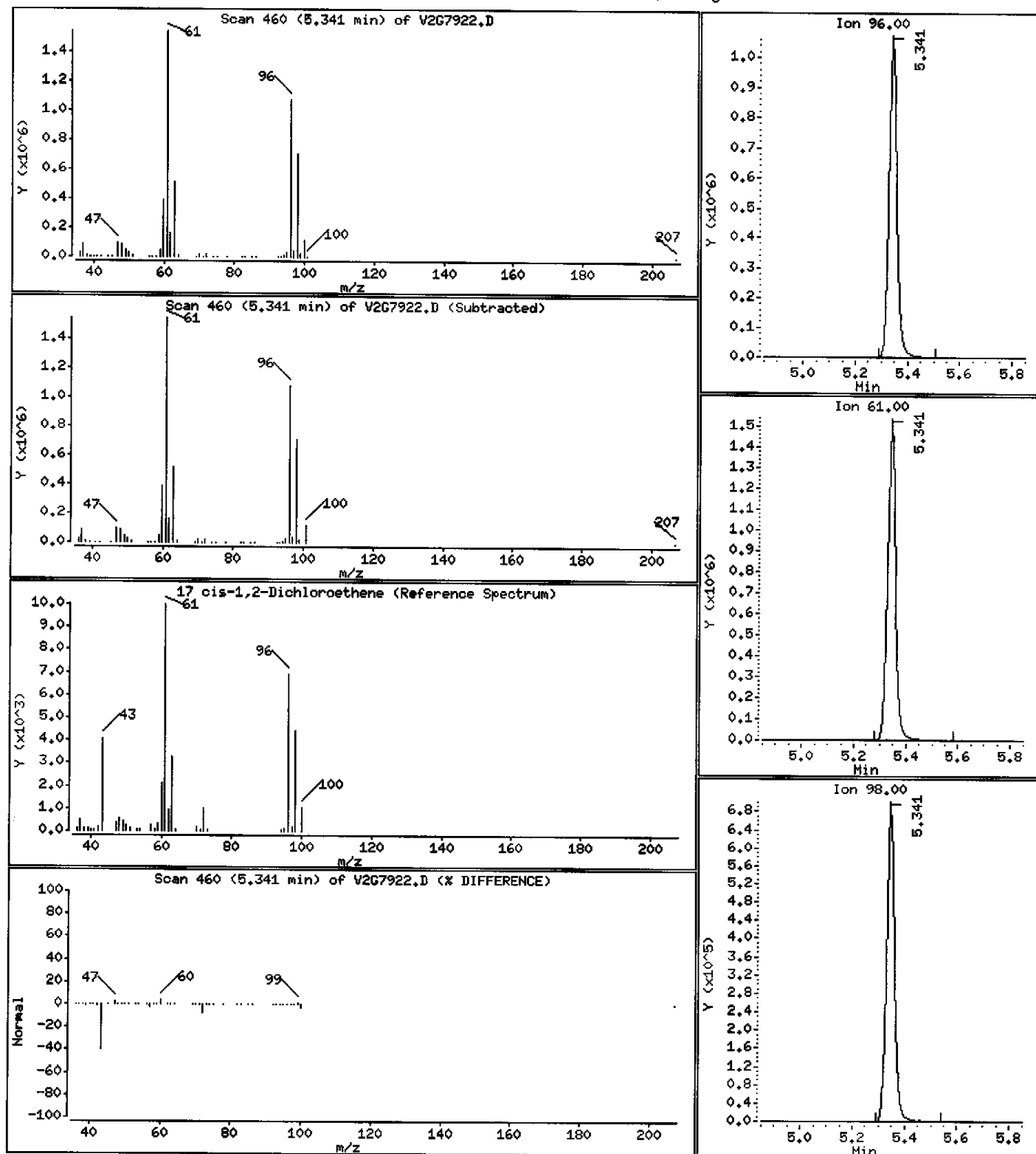
Operator: JC SRC: LIMS

Column phase: DB-624

Column diameter: 0.25

17 cis-1,2-Dichloroethene

Concentration: 380 ug/L



Data File: \\AVOGADRO\ORGANICS\organic\voa\V2.i\050413.B\V2G7922.D

Date : 13-APR-2005 16:45

Client ID: BR677692

Instrument: V2.i

Sample Info: ,D0410-04A,,17654

Purge Volume: 5.0

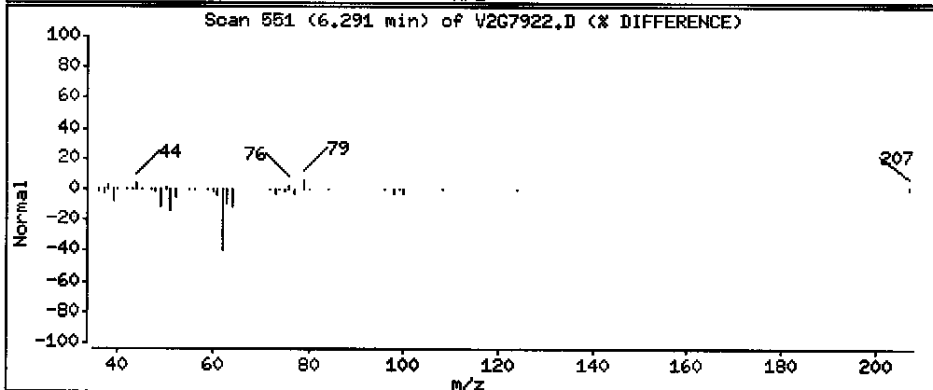
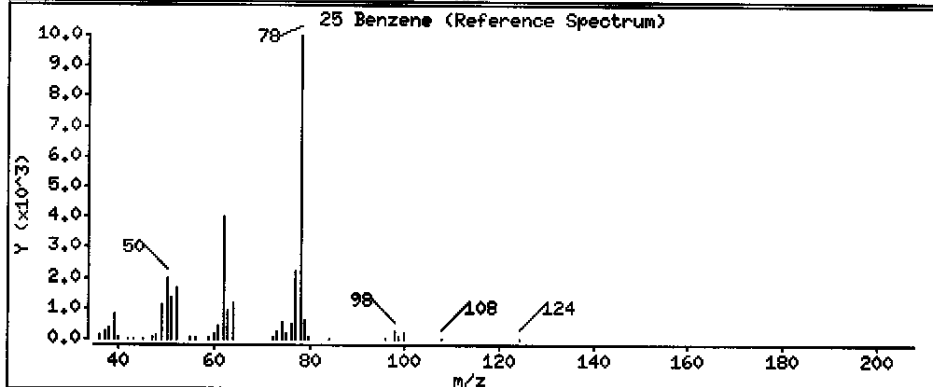
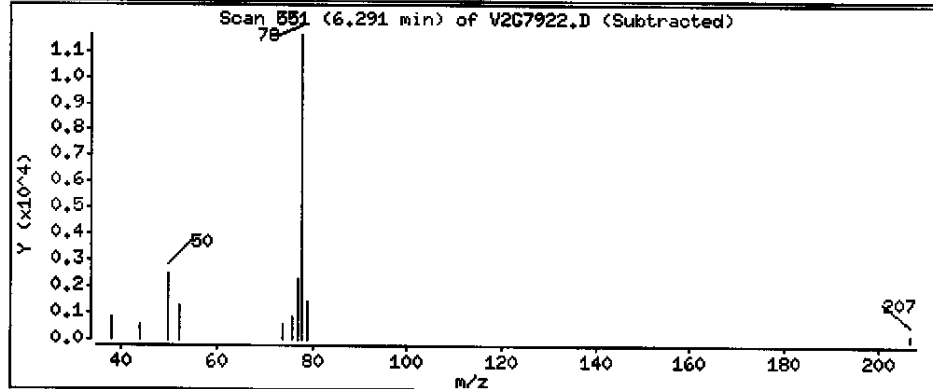
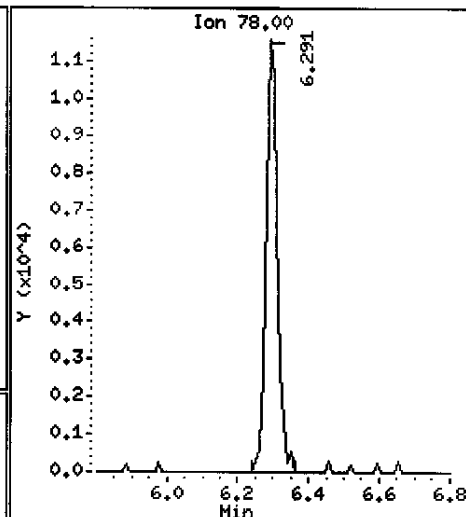
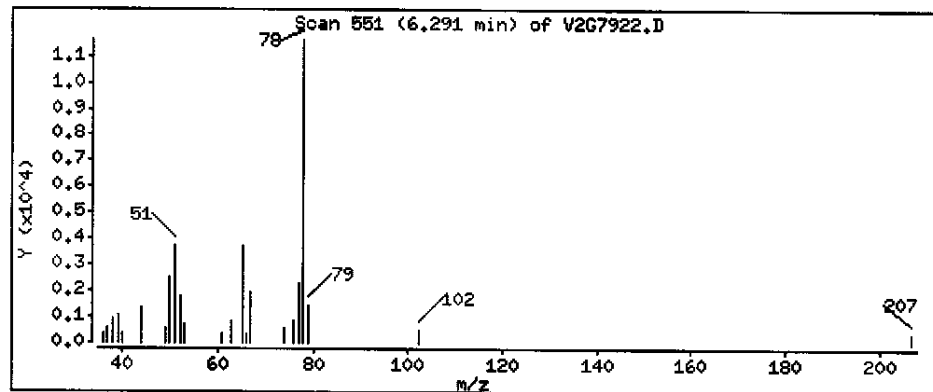
Operator: JC SRC: LIMS

Column phase: DB-624

Column diameter: 0.25

25 Benzene

Concentration: 2 ug/L



Data File: \\AVOGADRO\ORGANICS\organic\voa\V2.i\050413.B\V2G7922.D

Date : 13-APR-2005 16:45

Client ID: BR677692

Instrument: V2.i

Sample Info: ,D0410-04A,,17654

Purge Volume: 5.0

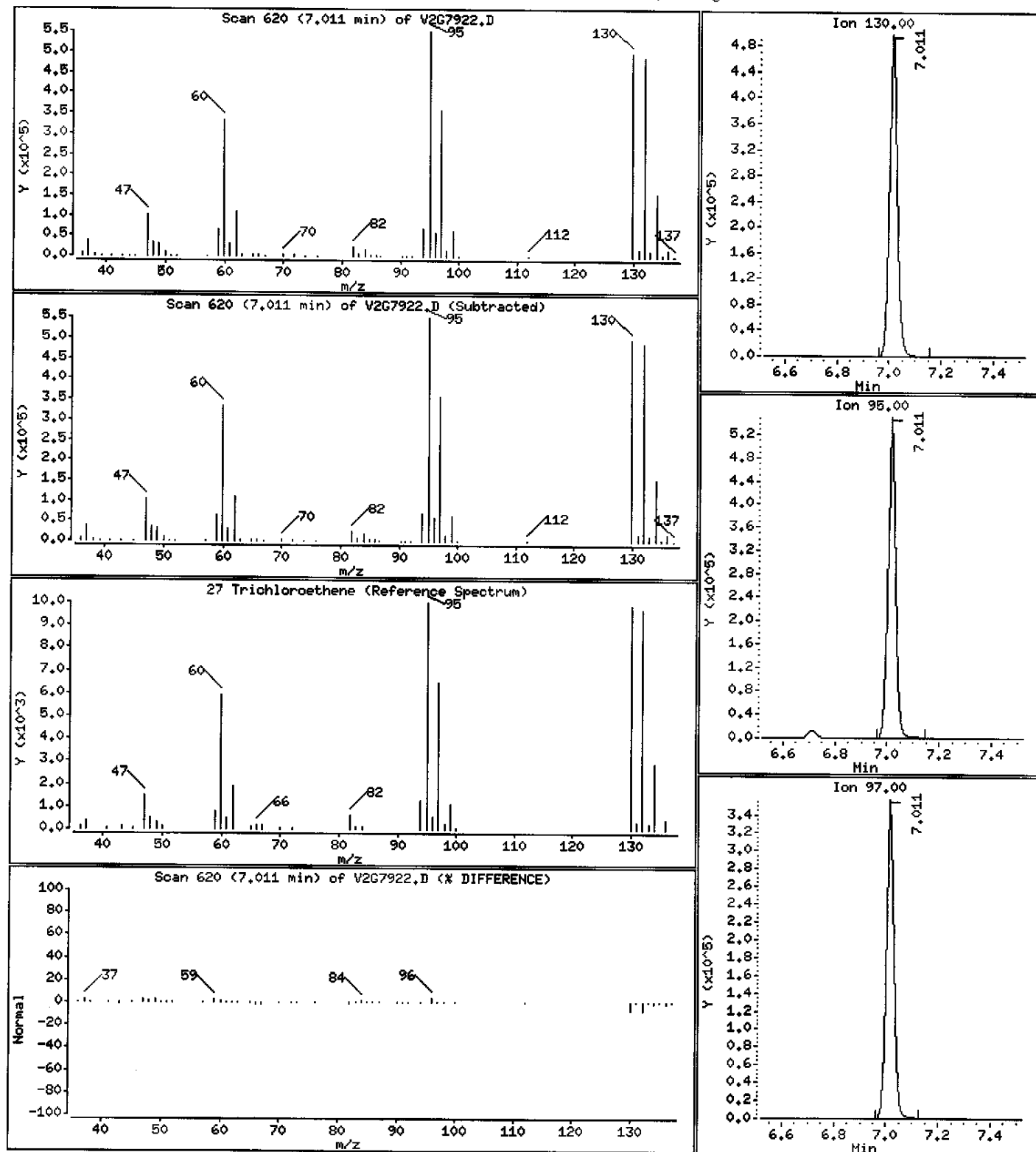
Operator: JC SRC: LIMS

Column phase: DB-624

Column diameter: 0.25

27 Trichloroethene

Concentration: 210 ug/L



Data File: \\AVOCADRO\ORGANICS\organic\voa\V2.i\050413.B\V2G7922.D

Date : 13-APR-2005 16:45

Client ID: BR677692

Instrument: V2.i

Sample Info: ,D0410-04A,,17654

Purge Volume: 5.0

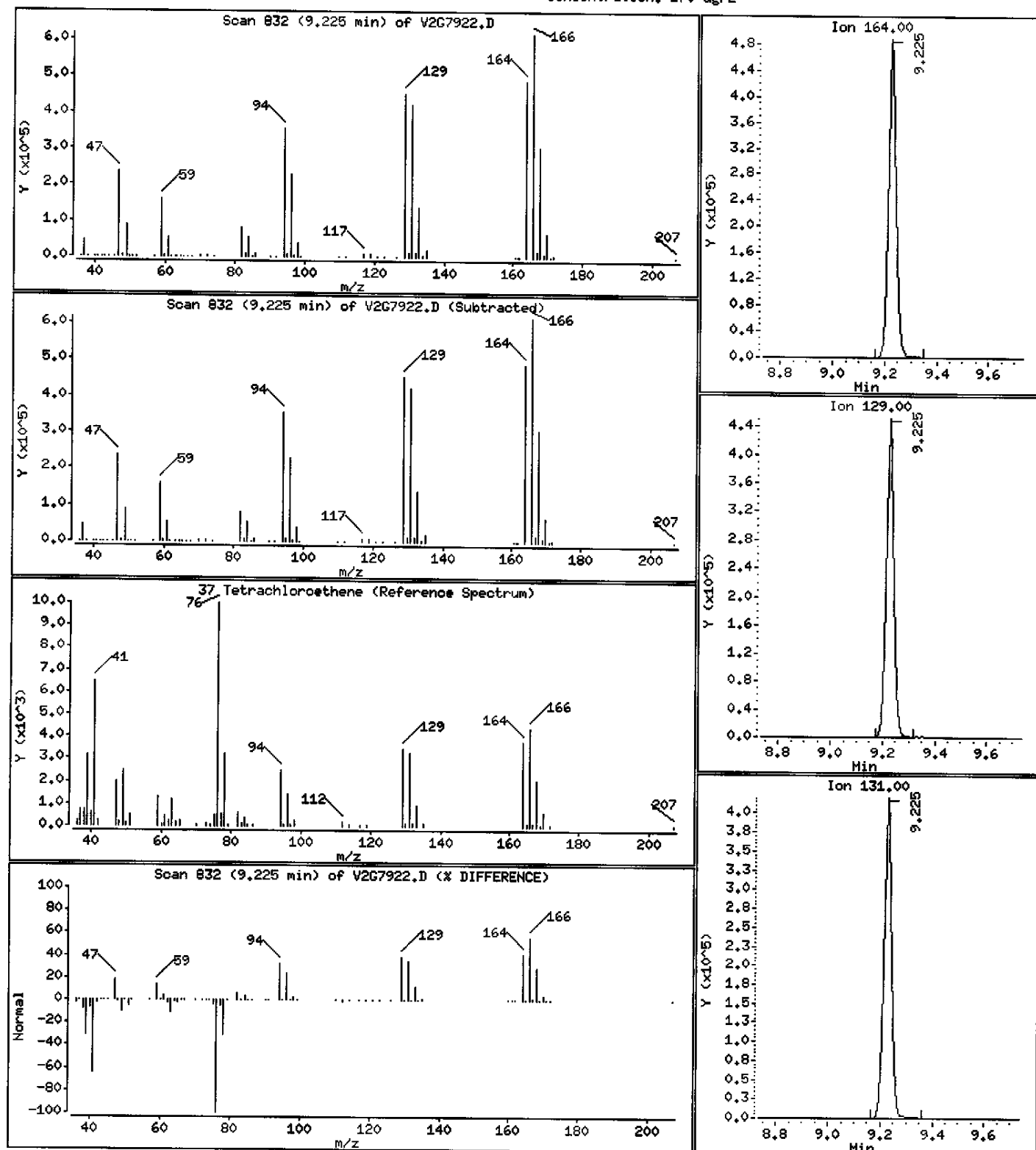
Operator: JC SRC: LIMS

Column phase: DB-624

Column diameter: 0.25

37 Tetrachloroethene

Concentration: 270 ug/L



1A  
VOLATILE ORGANICS ANALYSIS DATA SHEET

EPA SAMPLE NO.

BR677692DL

Lab Name: MITKEM CORPORATION Contract: \_\_\_\_\_

Lab Code: MITKEM Case No.: \_\_\_\_\_ SAS No.: \_\_\_\_\_ SDG No.: MD0410

Matrix: (soil/water) WATER Lab Sample ID: D0410-04ADL

Sample wt/vol: 5.000 (g/mL) ML Lab File ID: V2G7929

Level: (low/med) LOW Date Received: 04/08/05

% Moisture: not dec. \_\_\_\_\_ Date Analyzed: 04/14/05

GC Column: DB-624 ID: 0.25 (mm) Dilution Factor: 3.0

Soil Extract Volume: \_\_\_\_\_ (uL) Soil Aliquot Volume: \_\_\_\_\_ (uL)

CAS NO. COMPOUND CONCENTRATION UNITS:  
(ug/L or ug/Kg) UG/L Q

75-71-8	Dichlorodifluoromethane	30	U
74-87-3	Chloromethane	30	U
75-01-4	Vinyl Chloride	21	DJ
74-83-9	Bromomethane	30	U
75-00-3	Chloroethane	30	U
75-69-4	Trichlorofluoromethane	30	U
75-35-4	1,1-Dichloroethene	30	U
76-13-1	1,1,2-Trichloro-1,2,2-trifluoroethane	30	U
67-64-1	Acetone	30	U
75-15-0	Carbon Disulfide	30	U
79-20-9	Methyl Acetate	30	U
75-09-2	Methylene Chloride	30	U
156-60-5	trans-1,2-Dichloroethene	3	DJ
1634-04-4	Methyl tert-Butyl Ether	30	U
75-34-3	1,1-Dichloroethane	30	U
156-59-2	cis-1,2-Dichloroethene	420	D
78-93-3	2-Butanone	30	U
67-66-3	Chloroform	30	U
71-55-6	1,1,1-Trichloroethane	30	U
110-82-7	Cyclohexane	30	U
56-23-5	Carbon Tetrachloride	30	U
71-43-2	Benzene	30	U
107-06-2	1,2-Dichloroethane	30	U



1B  
VOLATILE ORGANICS ANALYSIS DATA SHEET

EPA SAMPLE NO.

BR677692DL

Lab Name: MITKEM CORPORATION Contract: \_\_\_\_\_

Lab Code: MITKEM Case No.: \_\_\_\_\_ SAS No.: \_\_\_\_\_ SDG No.: MD0410

Matrix: (soil/water) WATER Lab Sample ID: D0410-04ADL

Sample wt/vol: 5.000 (g/mL) ML Lab File ID: V2G7929

Level: (low/med) LOW Date Received: 04/08/05

% Moisture: not dec. \_\_\_\_\_ Date Analyzed: 04/14/05

GC Column: DB-624 ID: 0.25 (mm) Dilution Factor: 3.0

Soil Extract Volume: \_\_\_\_\_ (uL) Soil Aliquot Volume: \_\_\_\_\_ (uL)

CONCENTRATION UNITS:  
(ug/L or ug/Kg) UG/L Q

CAS NO.	COMPOUND		
79-01-6	Trichloroethene	200	D
108-87-2	Methylcyclohexane	30	U
78-87-5	1,2-Dichloropropane	30	U
75-27-4	Bromodichloromethane	30	U
10061-01-5	cis-1,3-Dichloropropene	30	U
108-10-1	4-Methyl-2-Pentanone	30	U
108-88-3	Toluene	30	U
10061-02-6	trans-1,3-Dichloropropene	30	U
79-00-5	1,1,2-Trichloroethane	30	U
127-18-4	Tetrachloroethene	230	D
591-78-6	2-Hexanone	30	U
124-48-1	Dibromochloromethane	30	U
106-93-4	1,2-Dibromoethane	30	U
108-90-7	Chlorobenzene	30	U
100-41-4	Ethylbenzene	30	U
1330-20-7	Xylene (Total)	30	U
100-42-5	Styrene	30	U
75-25-2	Bromoform	30	U
98-82-8	Isopropylbenzene	30	U
79-34-5	1,1,2,2-Tetrachloroethane	30	U
541-73-1	1,3-Dichlorobenzene	30	U
106-46-7	1,4-Dichlorobenzene	30	U
95-50-1	1,2-Dichlorobenzene	30	U
96-12-8	1,2-Dibromo-3-chloropropane	30	U
120-82-1	1,2,4-Trichlorobenzene	30	U

1F  
VOLATILE ORGANICS ANALYSIS DATA SHEET  
TENTATIVELY IDENTIFIED COMPOUNDS

EPA SAMPLE NO.

BR677692DL

Lab Name: MITKEM CORPORATION Contract: \_\_\_\_\_

Lab Code: MITKEM Case No.: \_\_\_\_\_ SAS No.: \_\_\_\_\_ SDG No.: MD0410

Matrix: (soil/water) WATER Lab Sample ID: D0410-04ADL

Sample wt/vol: 5.000 (g/mL) ML Lab File ID: V2G7929

Level: (low/med) LOW Date Received: 04/08/05

% Moisture: not dec. \_\_\_\_\_ Date Analyzed: 04/14/05

GC Column: DB-624 ID: 0.25 (mm) Dilution Factor: 3.0

Soil Extract Volume: \_\_\_\_\_ (uL) Soil Aliquot Volume: \_\_\_\_\_ (uL)

Number TICs found: 0 CONCENTRATION UNITS:  
(ug/L or ug/Kg) ug/L

CAS NUMBER	COMPOUND NAME	RT	EST. CONC.	Q
=====	=====	=====	=====	=====
1.				
2.				
3.				
4.				
5.				
6.				
7.				
8.				
9.				
10.				
11.				
12.				
13.				
14.				
15.				
16.				
17.				
18.				
19.				
20.				
21.				
22.				
23.				
24.				
25.				
26.				
27.				
28.				
29.				
30.				

Data File: \\AVOGADRO\ORGANICS\voa\2.i\050414.B\207929.D

Date : 14-APR-2005 16:01

Client ID: BR677692DL

Sample Info: D0410-04ADL,,17666,3

Purge Volume: 5.0


Column phase: DB-624

Instrument: V2.i

Operator: JC SRC: LIMS

Column diameter: 0.25

\\AVOGADRO\ORGANICS\voa\2.i\050414.B\207929.D



Data File: \\AVOGADRO\ORGANICS\organic\voa\V2.i\050414.B\V2G7929.D  
Report Date: 03-May-2005 12:04

Mitkem Corporation

CLP OLM4.X - Water and Medium Soils

Data file : \\AVOGADRO\ORGANICS\organic\voa\V2.i\050414.B\V2G7929.D  
Lab Smp Id: D0410-04ADL Client Smp ID: BR677692DL  
Inj Date : 14-APR-2005 16:01  
Operator : JC SRC: LIMS Inst ID: V2.i  
Smp Info : ,D0410-04ADL,,17666,3  
Misc Info :  
Comment :  
Method : \\AVOGADRO\ORGANICS\organic\voa\V2.i\050414.B\v2clp4S.m  
Meth Date : 03-May-2005 11:59 mtl Quant Type: ISTD  
Cal Date : 14-APR-2005 12:02 Cal File: V2G7922.D✓  
Als bottle: 9  
Dil Factor: 3.00000  
Integrator: HP RTE Compound Sublist: CLP4.sub  
Target Version: 4.03  
Processing Host: TARGET6

Concentration Formula: Amt \* DF \* Uf \* 5/Vo

Name	Value	Description
DF	3.000✓	Dilution Factor
Uf	1.000	ng unit correction factor
Vo	5.000	Sample Volume purged (mL)

Compounds	QUANT SIG							CONCENTRATIONS	
		MASS	RT	EXP RT	REL RT	RESPONSE	ON-COLUMN	FINAL	
							( ug/L)	( ug/L)	
3 Vinyl Chloride	62		2.178	2.210 (0.389)		55054	7.09989	21 (a)	
13 trans-1,2-Dichloroethene	96		4.277	4.277 (0.765)		8286	1.16412	3 (a)	
17 cis-1,2-Dichloroethene	96		5.331	5.342 (0.953)		866228	139.074	420	
* 18 Bromochloromethane	128		5.592	5.593 (1.000)		211271	50.0000		
\$ 23 1,2-Dichloroethane-d4	65		6.219	6.230 (1.112)		556815	51.7179	52	
* 26 1,4-Difluorobenzene	114		6.699	6.710 (1.000)		925446	50.0000		
27 Trichloroethene	130		7.002	7.013 (1.045)		392109	66.9778	200	
\$ 33 Toluene-d8	98		8.443	8.454 (0.820)		914592	51.4817	51	
37 Tetrachloroethene	164		9.216	9.226 (0.895)		336025	78.2603	230	
* 42 Chlorobenzene-d5	117		10.301	10.312 (1.000)		682755	50.0000		
\$ 50 Bromofluorobenzene	95		11.795	11.795 (1.145)		365497	48.0711	48	

QC Flag Legend

a - Target compound detected but, quantitated amount  
Below Limit Of Quantitation(BLOQ).

SB  
5/3/05

Data File: \\AVOGADRO\ORGANICS\organic\voa\V2.i\050414.B\V2G7929.D  
Report Date: 03-May-2005 12:04

Mitkem Corporation

CLP OLM4.X - Water and Medium Soils

Data file : \\AVOGADRO\ORGANICS\organic\voa\V2.i\050414.B\V2G7929.D  
Lab Smp Id: D0410-04ADL Client Smp ID: BR677692DL  
Inj Date : 14-APR-2005 16:01  
Operator : JC SRC: LIMS Inst ID: V2.i  
Smp Info : ,D0410-04ADL,,17666,3  
Misc Info :  
Comment :  
Method : \\AVOGADRO\ORGANICS\organic\voa\V2.i\050414.B\v2clp4S.m  
Meth Date : 03-May-2005 11:59 mtl Quant Type: ISTD  
Cal Date : 14-APR-2005 12:02 Cal File: V2G7922.D  
Als bottle: 9  
Dil Factor: 3.00000  
Integrator: HP RTE Compound Sublist: CLP4.sub  
Target Version: 4.03  
Processing Host: TARGET6

- NO TENTATIVELY IDENTIFIED COMPOUNDS -

Data File: \\AVOCADRO\ORGANICS\organic\voa\V2.i\050414.B\V2G7929.D

Date : 14-APR-2005 16:01

Client ID: BR677692DL

Instrument: V2.i

Sample Info: ,D0410-04ADL,,17666,3

Purge Volume: 5.0

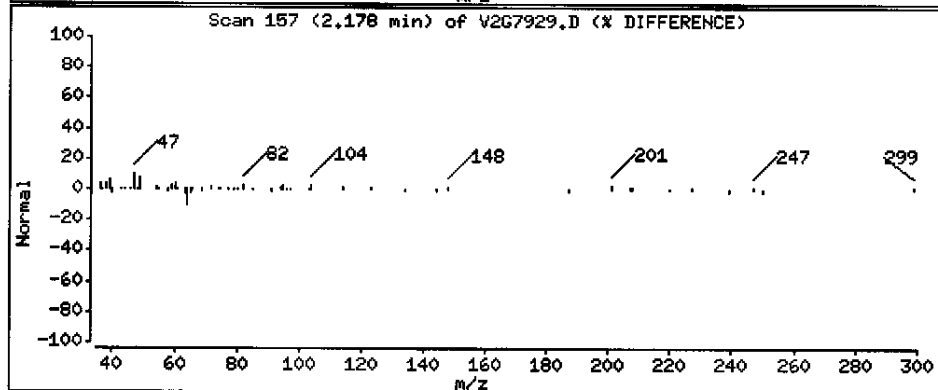
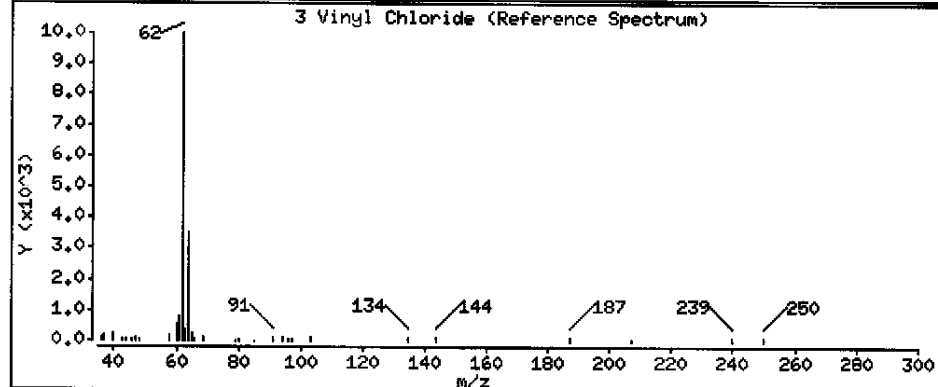
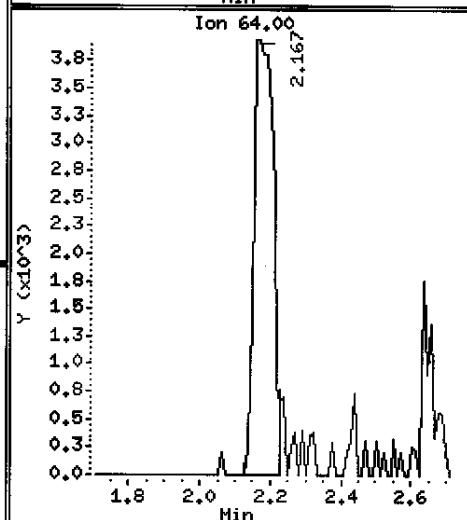
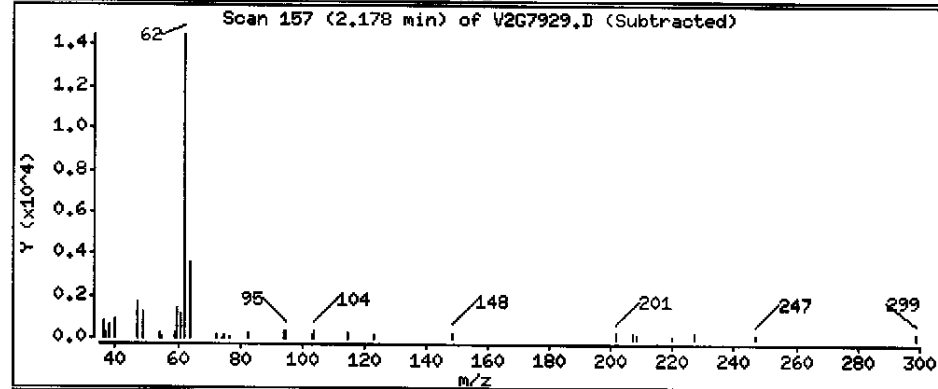
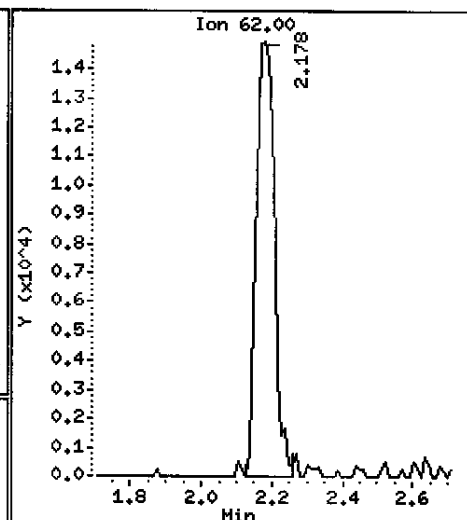
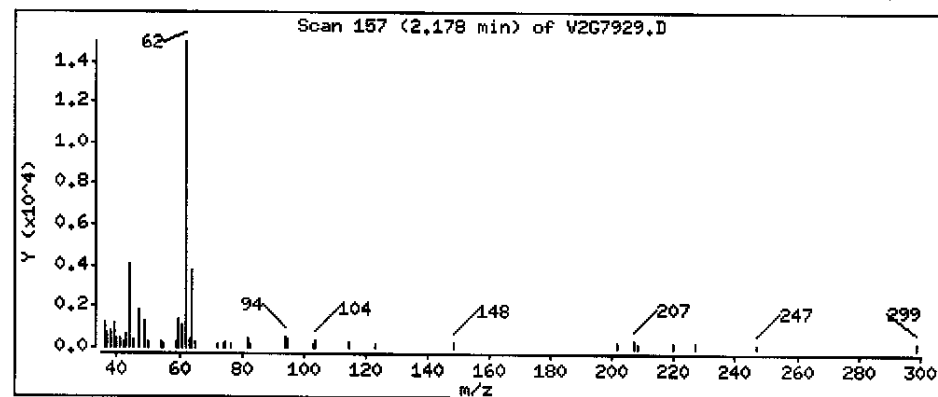
Operator: JC SRC: LIMS

Column phase: DB-624

Column diameter: 0.25

3 Vinyl Chloride

Concentration: 21 ug/L



Data File: \\AVOCADRO\ORGANICS\organic\voa\V2.i\050414.B\V2G7929.D

Date : 14-APR-2005 16:01

Client ID: BR677692DL

Instrument: V2.i

Sample Info: D0410-04ADL,,17666,3

Purge Volume: 5.0

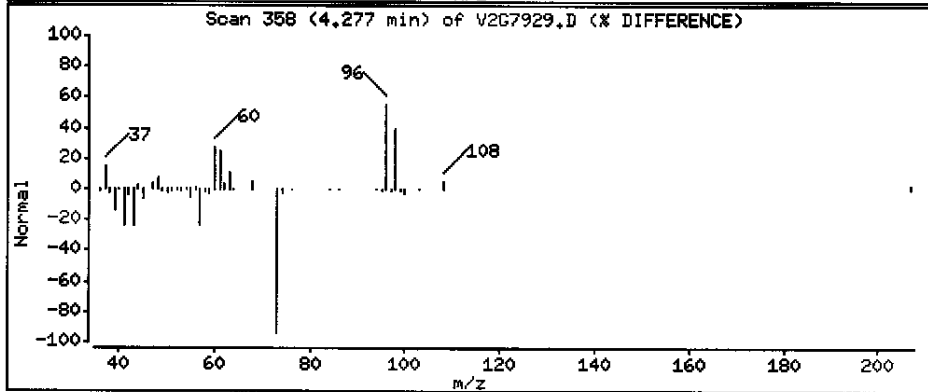
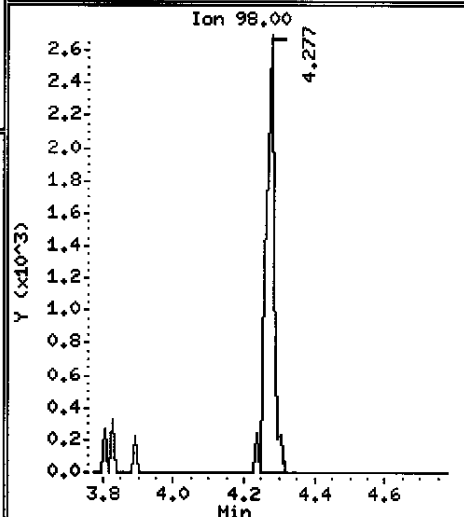
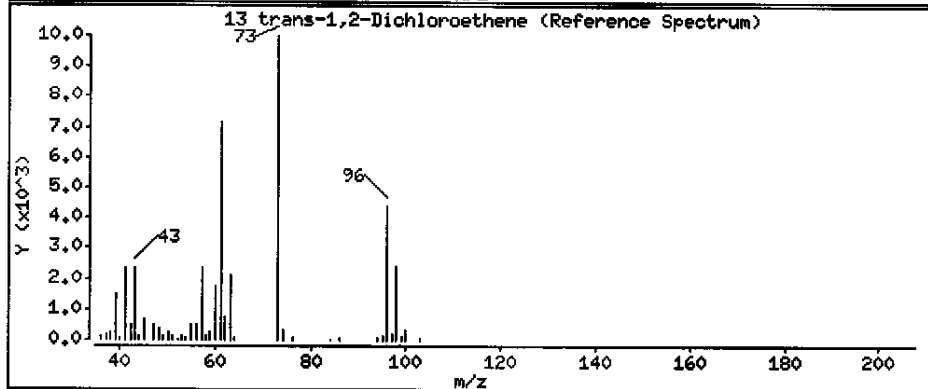
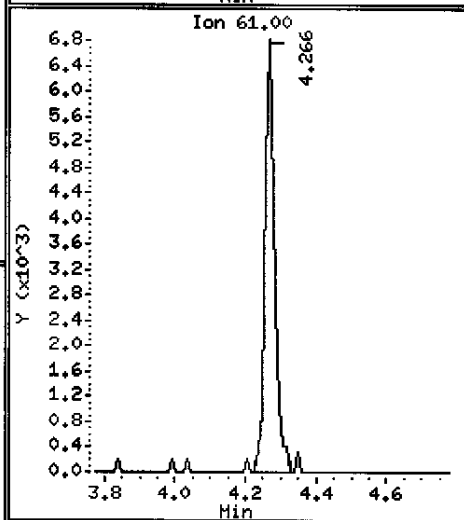
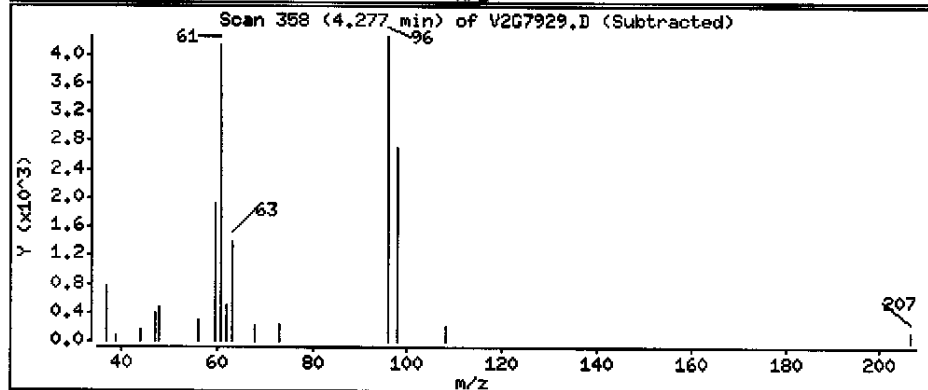
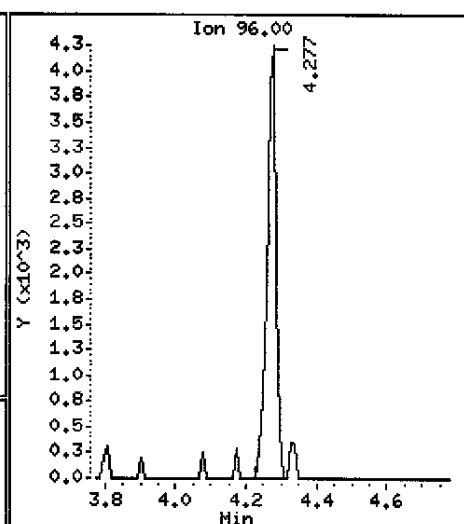
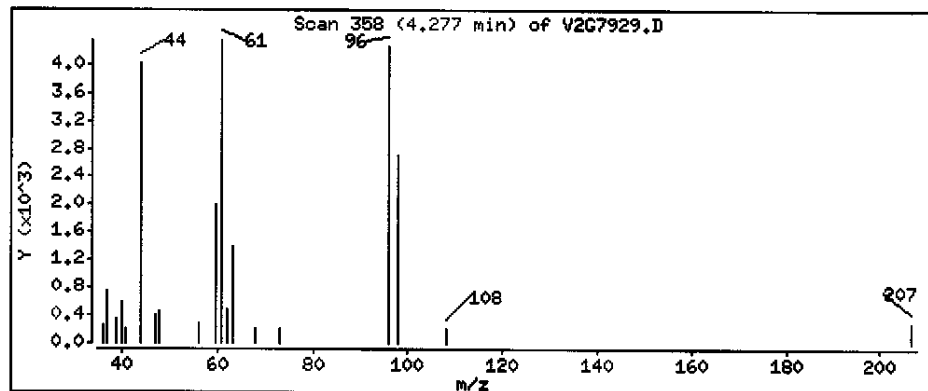
Operator: JC SRC: LIMS

Column phase: DB-624

Column diameter: 0.25

13 trans-1,2-Dichloroethene

Concentration: 3 ug/L



Data File: \\AVOGADRO\ORGANICS\organic\voa\V2.i\050414.B\V2G7929.D

Date : 14-APR-2005 16:01

Client ID: BR677692DL

Instrument: V2.i

Sample Info: ,D0410-04ADL,,17666,3

Purge Volume: 5.0

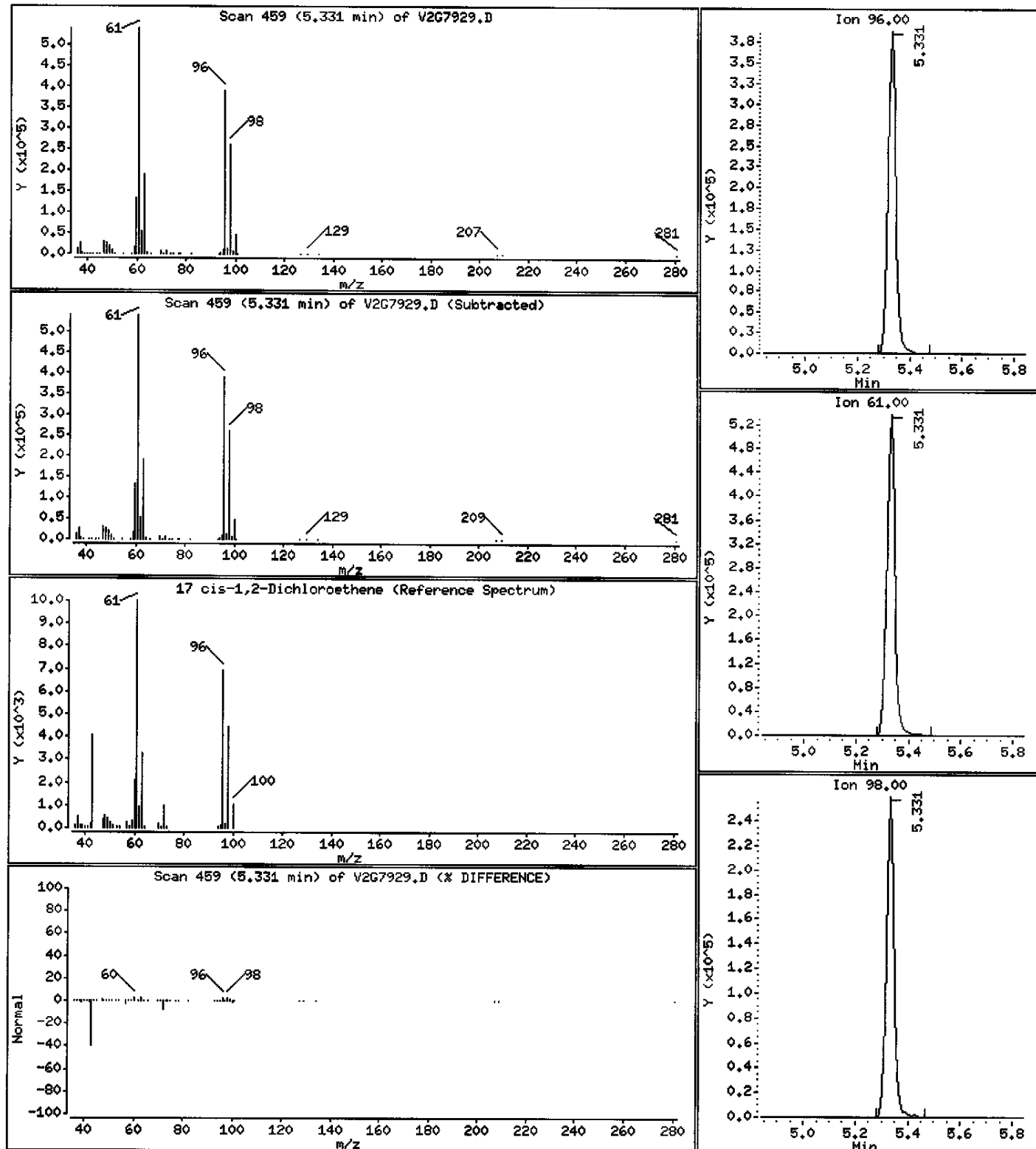
Operator: JC SRC: LIMS

Column phase: DB-624

Column diameter: 0.25

17 cis-1,2-Dichloroethene

Concentration: 420 ug/L





Data File: \\AVOGADRO\ORGANICS\organic\voa\V2.i\050414.B\V2G7929.D

Date : 14-APR-2005 16:01

Client ID: BR677692DL

Instrument: V2.i

Sample Info: ,D0410-04ADL,,17666,3

Purge Volume: 5.0

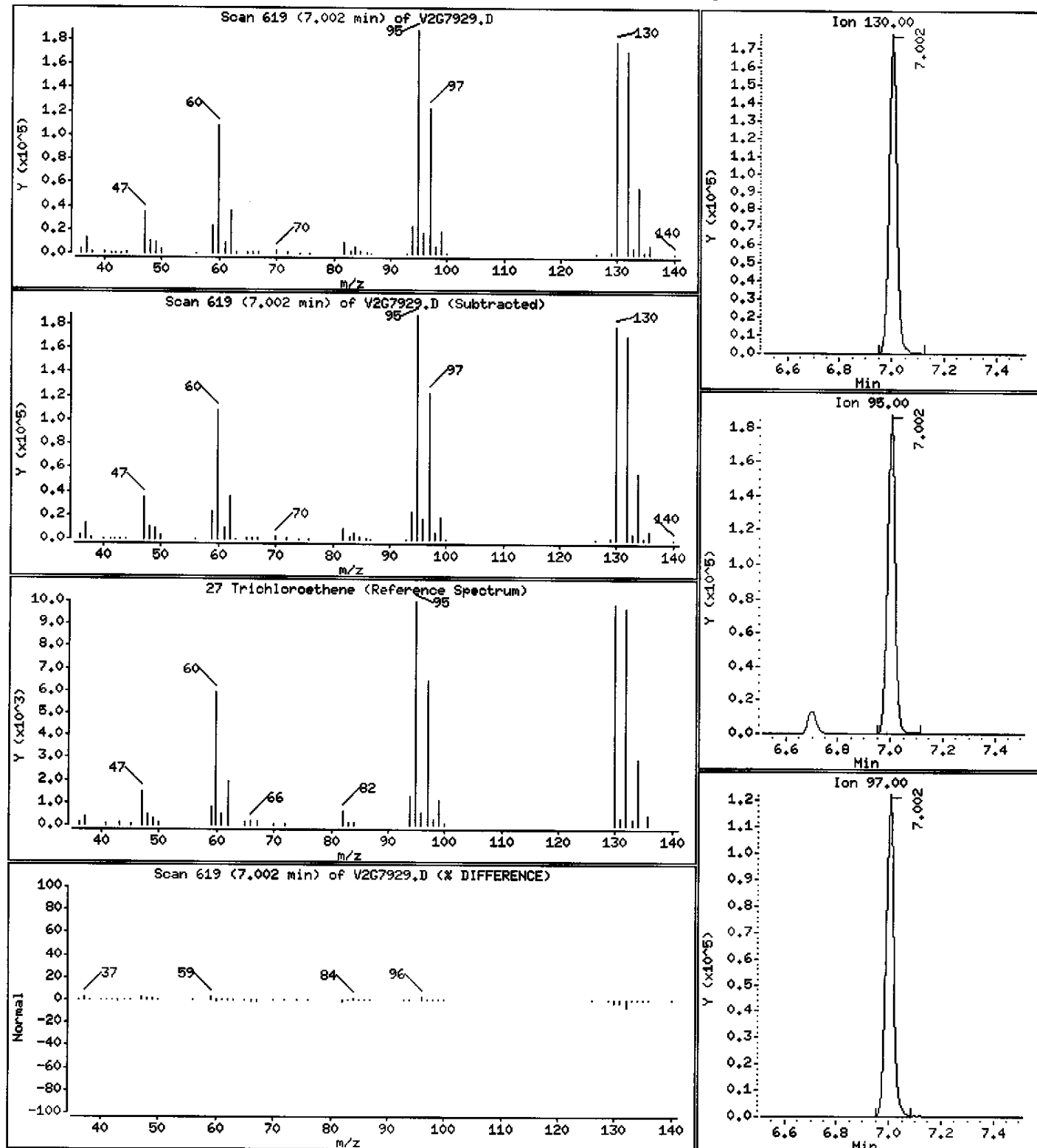
Operator: JC SRC: LIHS

Column phase: DB-624

Column diameter: 0.25

27 Trichloroethene

Concentration: 200 ug/L



Data File: \\AVOGADRO\ORGANICS\organic\voa\V2.i\050414.B\267929.D

Date : 14-APR-2005 16:01

Client ID: BR677692DL

Instrument: V2.i

Sample Info: ,D0410-04ADL,,17666,3

Purge Volume: 5.0

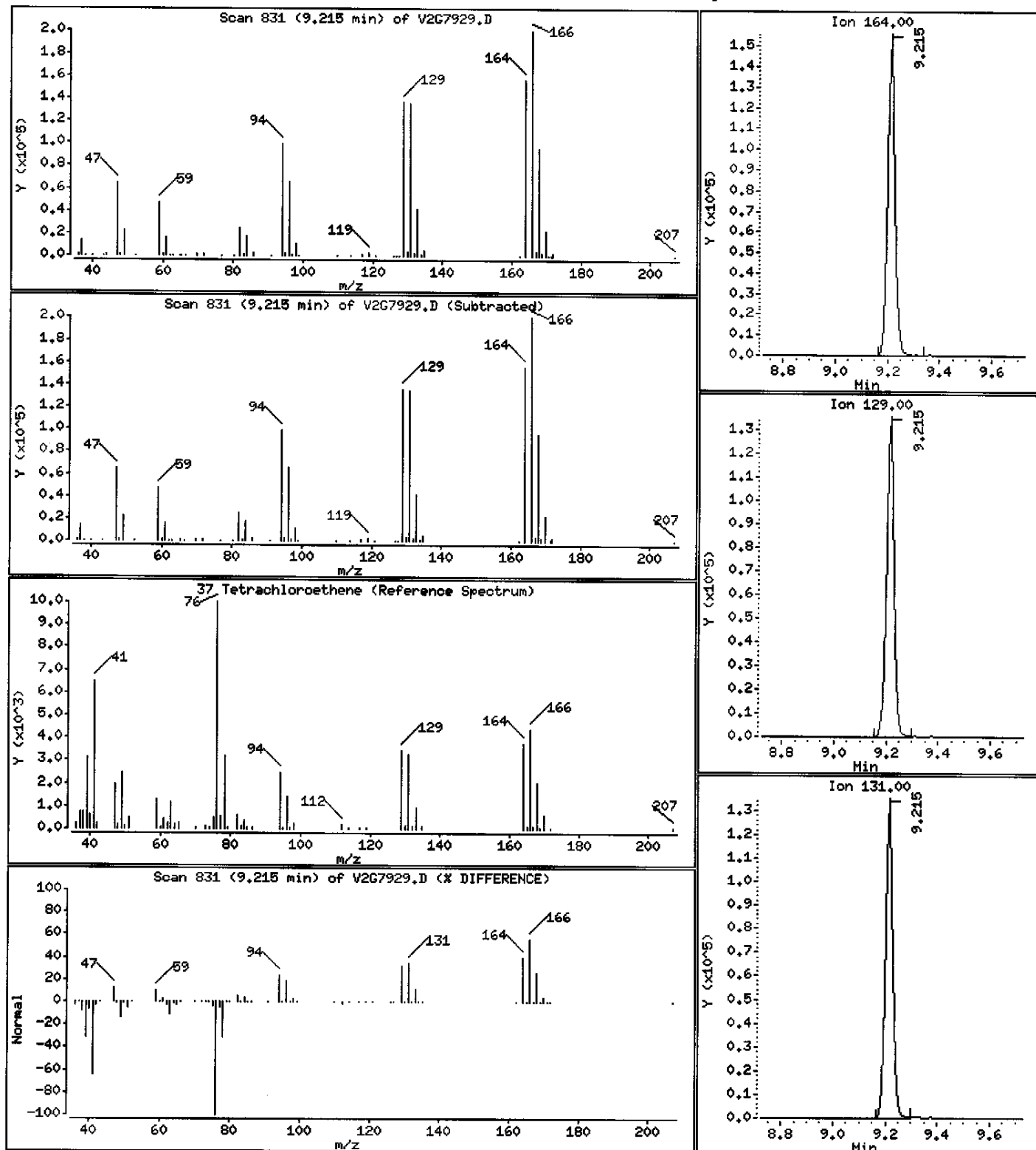
Operator: JC SRC: LIMS

Column phase: DB-624

Column diameter: 0.25

37 Tetrachloroethene

Concentration: 230 ug/L



1A  
VOLATILE ORGANICS ANALYSIS DATA SHEET

EPA SAMPLE NO.

BR807822

Lab Name: MITKEM CORPORATION Contract: \_\_\_\_\_

Lab Code: MITKEM Case No.: \_\_\_\_\_ SAS No.: \_\_\_\_\_ SDG No.: MD0410

Matrix: (soil/water) WATER Lab Sample ID: D0410-05A

Sample wt/vol: 5.000 (g/mL) ML Lab File ID: V2G7923

Level: (low/med) LOW Date Received: 04/08/05

% Moisture: not dec. \_\_\_\_\_ Date Analyzed: 04/13/05

GC Column: DB-624 ID: 0.25 (mm) Dilution Factor: 1.0

Soil Extract Volume: \_\_\_\_\_ (uL) Soil Aliquot Volume: \_\_\_\_\_ (uL)

CONCENTRATION UNITS:  
(ug/L or ug/Kg) UG/L Q

CAS NO.	COMPOUND		
75-71-8	Dichlorodifluoromethane	10	U
74-87-3	Chloromethane	10	U
75-01-4	Vinyl Chloride	17	
74-83-9	Bromomethane	10	U
75-00-3	Chloroethane	7	J
75-69-4	Trichlorofluoromethane	10	U
75-35-4	1,1-Dichloroethene	10	U
76-13-1	1,1,2-Trichloro-1,2,2-trifluoroethane	10	U
67-64-1	Acetone	10	U
75-15-0	Carbon Disulfide	10	U
79-20-9	Methyl Acetate	10	U
75-09-2	Methylene Chloride	10	U
156-60-5	trans-1,2-Dichloroethene	2	J
1634-04-4	Methyl tert-Butyl Ether	10	U
75-34-3	1,1-Dichloroethane	10	U
156-59-2	cis-1,2-Dichloroethene	440	E
78-93-3	2-Butanone	10	U
67-66-3	Chloroform	10	U
71-55-6	1,1,1-Trichloroethane	10	U
110-82-7	Cyclohexane	10	U
56-23-5	Carbon Tetrachloride	10	U
71-43-2	Benzene	3	J
107-06-2	1,2-Dichloroethane	10	U

1B  
VOLATILE ORGANICS ANALYSIS DATA SHEET

EPA SAMPLE NO.

BR807822

Lab Name: MITKEM CORPORATION Contract: \_\_\_\_\_

Lab Code: MITKEM Case No.: \_\_\_\_\_ SAS No.: \_\_\_\_\_ SDG No.: MD0410

Matrix: (soil/water) WATER Lab Sample ID: D0410-05A

Sample wt/vol: 5.000 (g/mL) ML Lab File ID: V2G7923

Level: (low/med) LOW Date Received: 04/08/05

% Moisture: not dec. \_\_\_\_\_ Date Analyzed: 04/13/05

GC Column: DB-624 ID: 0.25 (mm) Dilution Factor: 1.0

Soil Extract Volume: \_\_\_\_\_ (uL) Soil Aliquot Volume: \_\_\_\_\_ (uL)

CONCENTRATION UNITS:  
(ug/L or ug/Kg) UG/L Q

CAS NO.	COMPOUND		
79-01-6	Trichloroethene	47	
108-87-2	Methylcyclohexane	10	U
78-87-5	1,2-Dichloropropane	10	U
75-27-4	Bromodichloromethane	10	U
10061-01-5	cis-1,3-Dichloropropene	10	U
108-10-1	4-Methyl-2-Pentanone	10	U
108-88-3	Toluene	10	U
10061-02-6	trans-1,3-Dichloropropene	10	U
79-00-5	1,1,2-Trichloroethane	10	U
127-18-4	Tetrachloroethene	190	
591-78-6	2-Hexanone	10	U
124-48-1	Dibromochloromethane	10	U
106-93-4	1,2-Dibromoethane	10	U
108-90-7	Chlorobenzene	10	U
100-41-4	Ethylbenzene	10	U
1330-20-7	Xylene (Total)	10	U
100-42-5	Styrene	10	U
75-25-2	Bromoform	10	U
98-82-8	Isopropylbenzene	10	U
79-34-5	1,1,2,2-Tetrachloroethane	10	U
541-73-1	1,3-Dichlorobenzene	10	U
106-46-7	1,4-Dichlorobenzene	10	U
95-50-1	1,2-Dichlorobenzene	10	U
96-12-8	1,2-Dibromo-3-chloropropane	10	U
120-82-1	1,2,4-Trichlorobenzene	10	U

1F  
VOLATILE ORGANICS ANALYSIS DATA SHEET  
TENTATIVELY IDENTIFIED COMPOUNDS

EPA SAMPLE NO.

BR807822

Lab Name: MITKEM CORPORATION Contract: \_\_\_\_\_

Lab Code: MITKEM Case No.: \_\_\_\_\_ SAS No.: \_\_\_\_\_ SDG No.: MD0410

Matrix: (soil/water) WATER Lab Sample ID: D0410-05A

Sample wt/vol: 5.000 (g/mL) ML Lab File ID: V2G7923

Level: (low/med) LOW Date Received: 04/08/05

% Moisture: not dec. \_\_\_\_\_ Date Analyzed: 04/13/05

GC Column: DB-624 ID: 0.25 (mm) Dilution Factor: 1.0

Soil Extract Volume: \_\_\_\_\_ (uL) Soil Aliquot Volume: \_\_\_\_\_ (uL)

Number TICs found: 0 CONCENTRATION UNITS:  
(ug/L or ug/Kg) ug/L

CAS NUMBER	COMPOUND NAME	RT	EST. CONC.	Q
=====	=====	=====	=====	=====
1.				
2.				
3.				
4.				
5.				
6.				
7.				
8.				
9.				
10.				
11.				
12.				
13.				
14.				
15.				
16.				
17.				
18.				
19.				
20.				
21.				
22.				
23.				
24.				
25.				
26.				
27.				
28.				
29.				
30.				

Data File: \\AVOCADRO\ORGANICS\organic\voa\2.i\050413.B\267923.D

Date : 13-APR-2005 17:11

Client ID: BR807822

Sample Info: ,D0410-05A,,17654

Purge Volume: 5.0

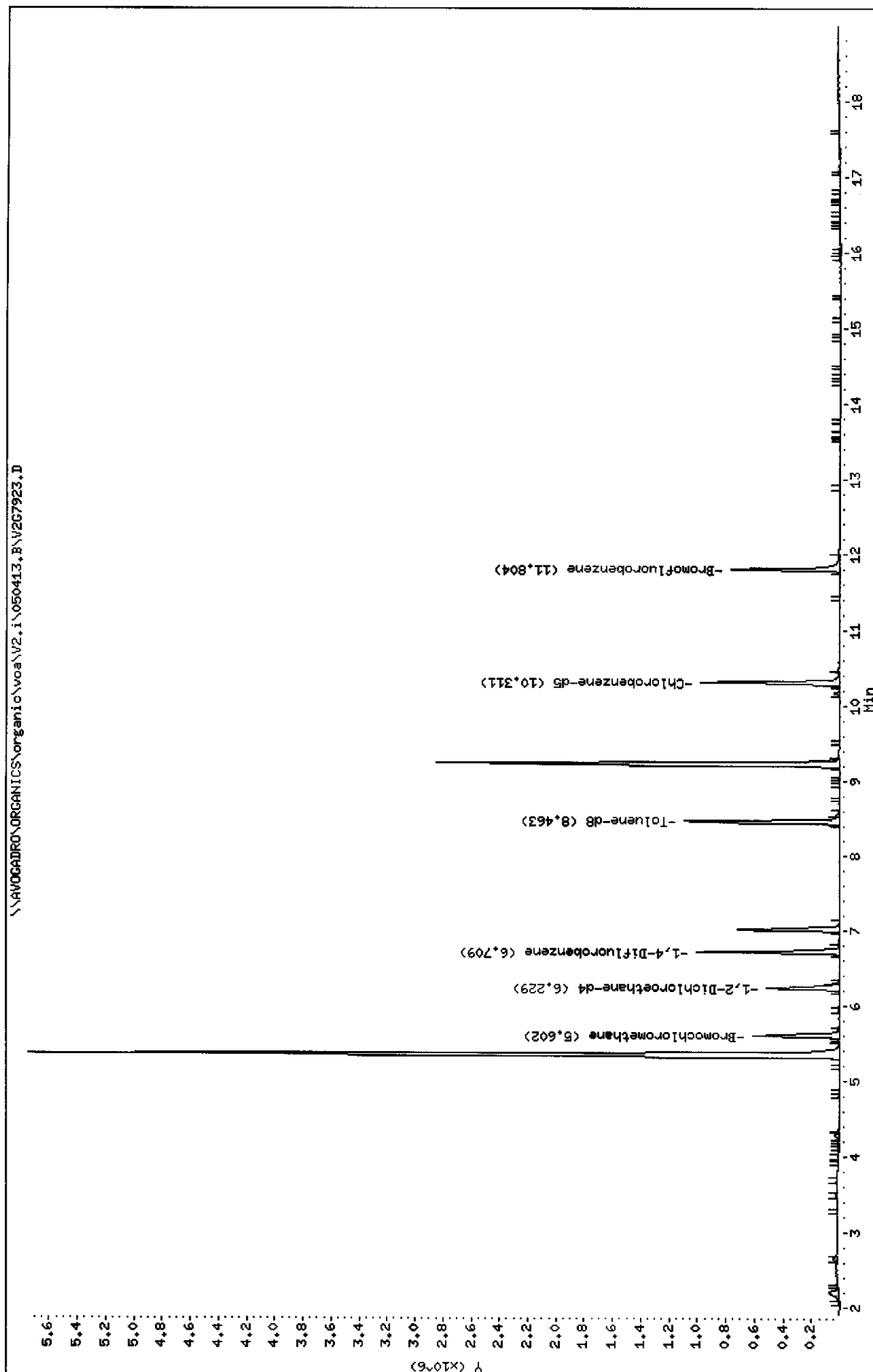
Column phase: DB-624

Instrument: V2.i

Operator: JC SRC: LIMS

Column diameter: 0.25

\\AVOCADRO\ORGANICS\organic\voa\2.i\050413.B\267923.D



Data File: \\AVOGADRO\ORGANICS\organic\voa\V2.i\050413.B\V2G7923.D  
 Report Date: 03-May-2005 11:48

Mitkem Corporation

CLP OLM4.X - Water and Medium Soils

Data file : \\AVOGADRO\ORGANICS\organic\voa\V2.i\050413.B\V2G7923.D  
 Lab Smp Id: D0410-05A Client Smp ID: BR807822  
 Inj Date : 13-APR-2005 17:11  
 Operator : JC SRC: LIMS Inst ID: V2.i  
 Smp Info : ,D0410-05A,,17654  
 Misc Info :  
 Comment :  
 Method : \\AVOGADRO\ORGANICS\organic\voa\V2.i\050413.B\v2clp4S.m  
 Meth Date : 03-May-2005 11:40 mtl Quant Type: ISTD  
 Cal Date : 13-APR-2005 10:46 Cal File: V2G7911.D✓  
 Als bottle: 13  
 Dil Factor: 1.00000  
 Integrator: HP RTE Compound Sublist: CLP4.sub  
 Target Version: 4.03  
 Processing Host: TARGET6

Concentration Formula: Amt \* DF \* Uf \* 5/Vo

Name	Value	Description
DF	1.000	Dilution Factor
Uf	1.000	ng unit correction factor
Vo	5.000	Sample Volume purged (mL)

Compounds	QUANT SIG							CONCENTRATIONS	
		MASS	RT	EXP RT	REL RT	RESPONSE	ON-COLUMN	FINAL	
							( ug/L)	( ug/L)	
3 Vinyl Chloride	62	2.198	2.219	(0.392)	122947	17.4006	17		
5 Chloroethane	64	2.658	2.657	(0.474)	30201	7.49196	7 (a)		
13 trans-1,2-Dichloroethene	96	4.286	4.286	(0.765)	13495	1.95596	2 (a)		
17 cis-1,2-Dichloroethene	96	5.341	5.351	(0.953)	2789921	441.623	440 (A)		
* 18 Bromochloromethane	128	5.602	5.602	(1.000)	199311	50.0000			
\$ 23 1,2-Dichloroethane-d4	65	6.229	6.239	(1.112)	502329	46.5185	47		
25 Benzene	78	6.291	6.301	(0.938)	51434	2.82002	3 (a)		
* 26 1,4-Difluorobenzene	114	6.709	6.719	(1.000)	868612	50.0000			
27 Trichloroethene	130	7.012	7.022	(1.045)	262735	46.9539	47		
\$ 33 Toluene-d8	98	8.463	8.463	(0.821)	809778	44.5551	45		
37 Tetrachloroethene	164	9.225	9.236	(0.895)	777430	186.119	190		
* 42 Chlorobenzene-d5	117	10.311	10.322	(1.000)	654897	50.0000			
\$ 50 Bromofluorobenzene	95	11.804	11.804	(1.145)	328944	45.0986	45		

SB  
5/3/05

Data File: \\AVOGADRO\ORGANICS\organic\voa\V2.i\050413.B\V2G7923.D  
Report Date: 03-May-2005 11:48

QC Flag Legend

- a - Target compound detected but, quantitated amount  
Below Limit Of Quantitation(BLOQ).
- A - Target compound detected but, quantitated amount  
exceeded maximum amount.



Data File: \\AVOGADRO\ORGANICS\organic\voa\V2.i\050413.B\V2G7923.D  
Report Date: 03-May-2005 11:48

Mitkem Corporation

CLP OLM4.X - Water and Medium Soils

Data file : \\AVOGADRO\ORGANICS\organic\voa\V2.i\050413.B\V2G7923.D  
Lab Smp Id: D0410-05A Client Smp ID: BR807822  
Inj Date : 13-APR-2005 17:11  
Operator : JC SRC: LIMS Inst ID: V2.i  
Smp Info : ,D0410-05A,,17654  
Misc Info :  
Comment :  
Method : \\AVOGADRO\ORGANICS\organic\voa\V2.i\050413.B\v2clp4S.m  
Meth Date : 03-May-2005 11:40 mtl Quant Type: ISTD  
Cal Date : 13-APR-2005 10:46 Cal File: V2G7911.D  
Als bottle: 13  
Dil Factor: 1.00000  
Integrator: HP RTE Compound Sublist: CLP4.sub  
Target Version: 4.03  
Processing Host: TARGET6

- NO TENTATIVELY IDENTIFIED COMPOUNDS -

Data File: \\AVOGADRO\ORGANICS\organic\voa\V2.i\050413.B\V2G7923.D

Date : 13-APR-2005 17:11

Client ID: BR807822

Instrument: V2.i

Sample Info: ,D0410-05A,,17654

Purge Volume: 5.0

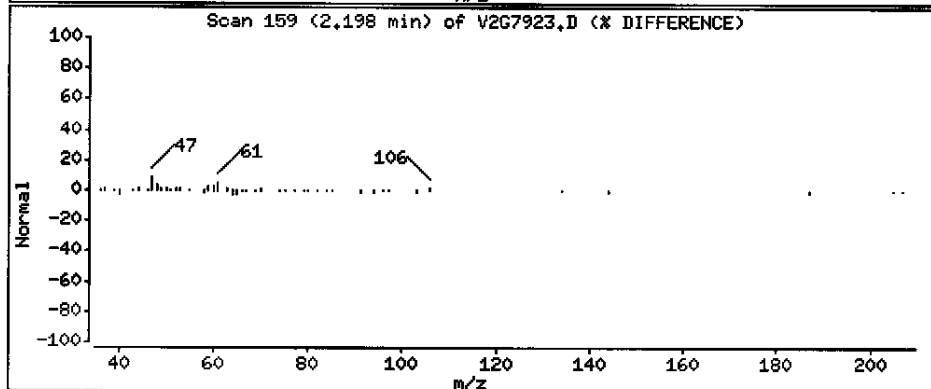
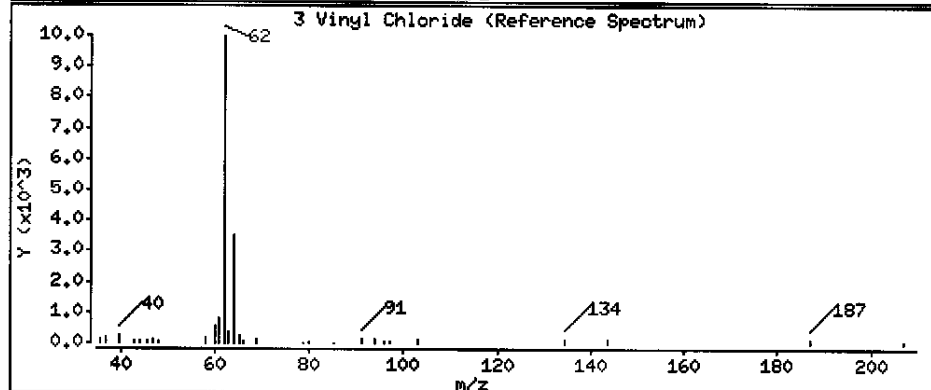
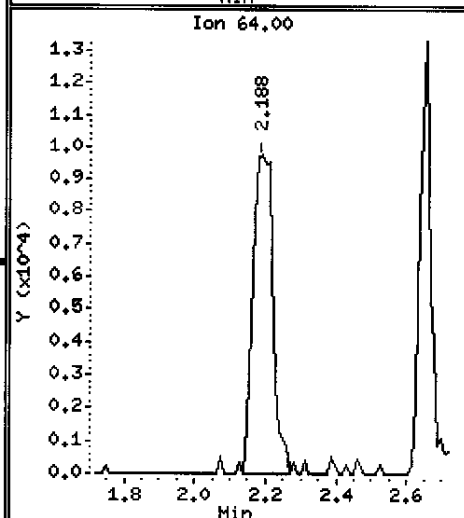
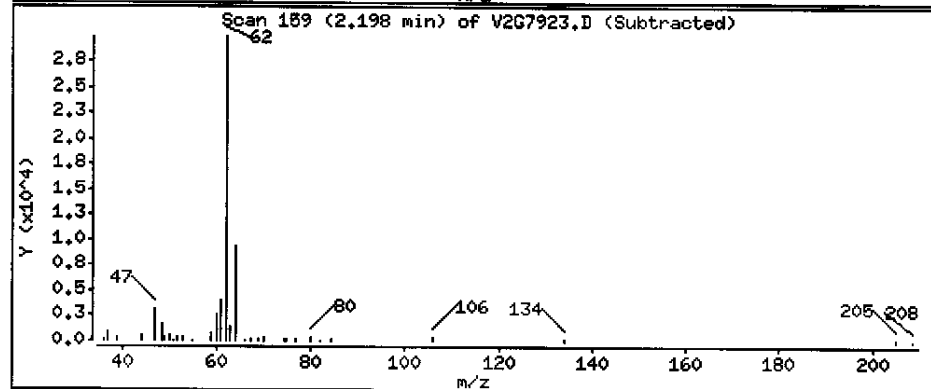
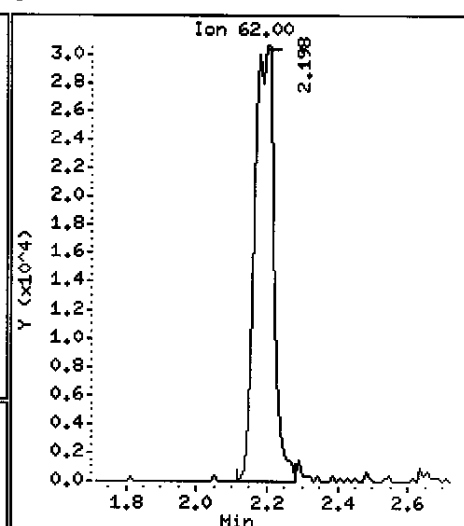
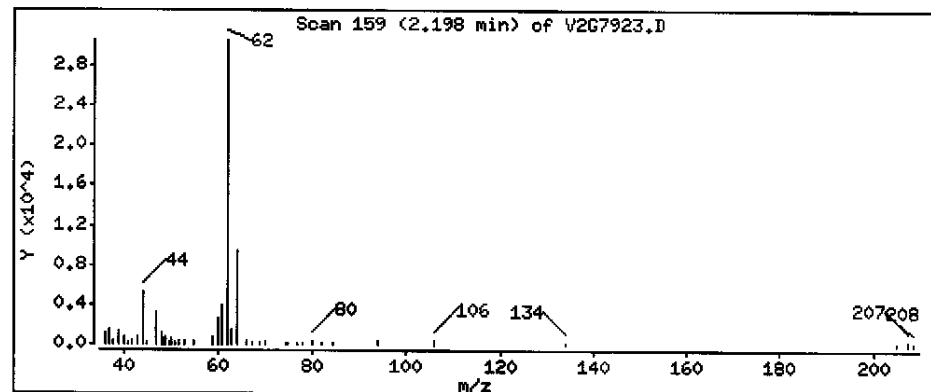
Operator: JC SRC: LIMS

Column phase: DB-624

Column diameter: 0.25

3 Vinyl Chloride

Concentration: 17 ug/L



Data File: \\AVOGADRO\ORGANICS\organic\voa\V2.i\050413.B\V2G7923.D

Date : 13-APR-2005 17:11

Client ID: BR807822

Instrument: V2.i

Sample Info: ,D0410-05A,,17654

Purge Volume: 5.0

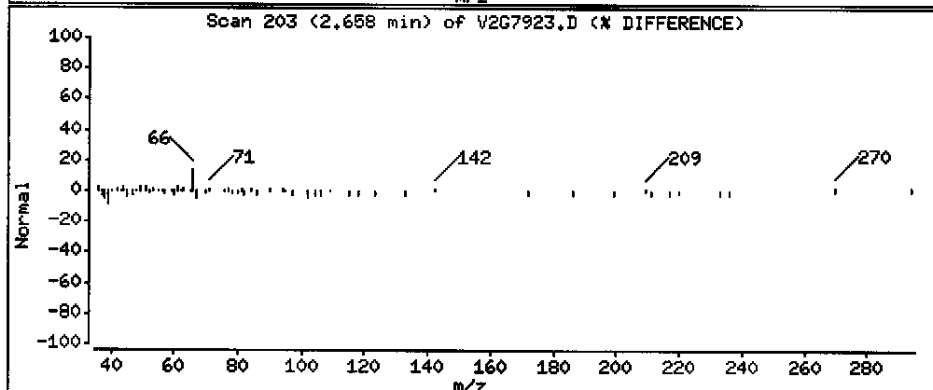
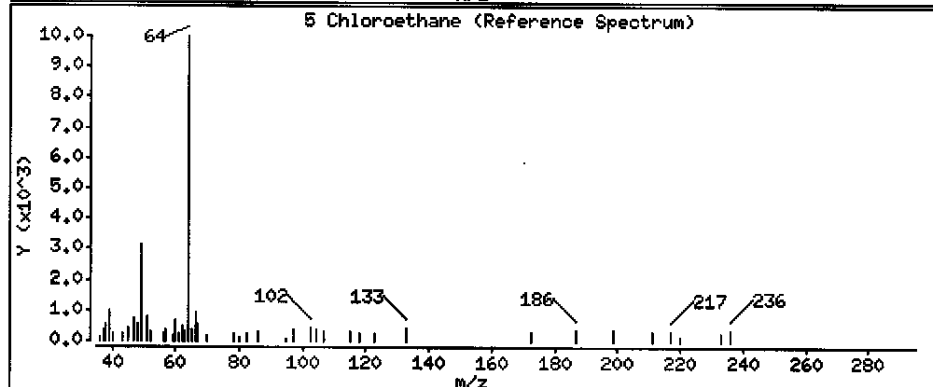
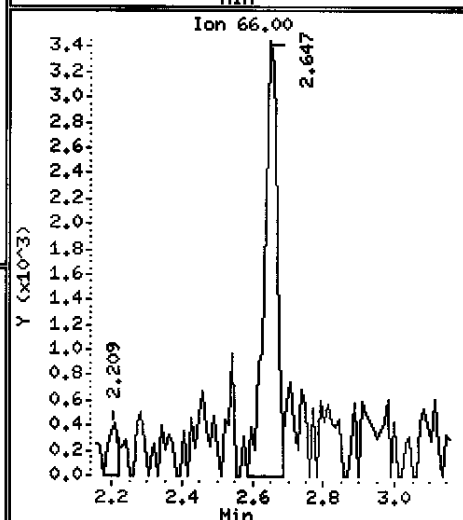
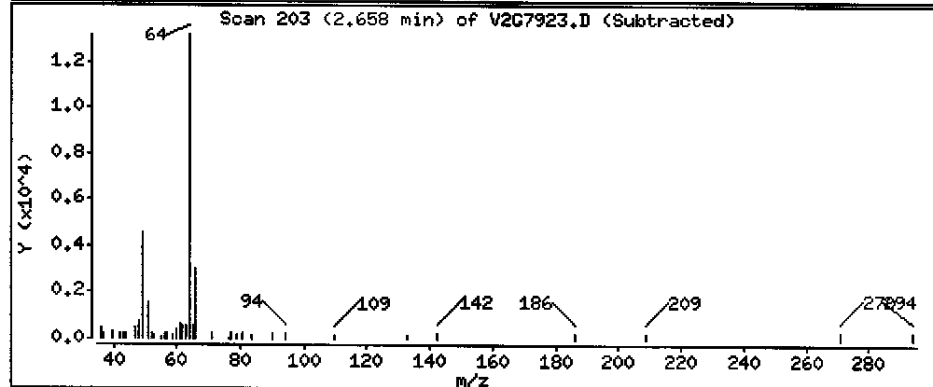
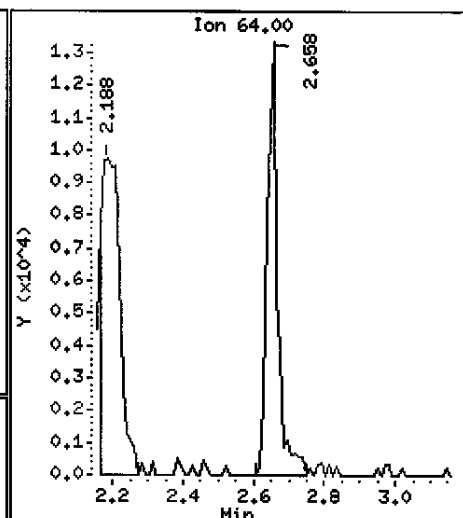
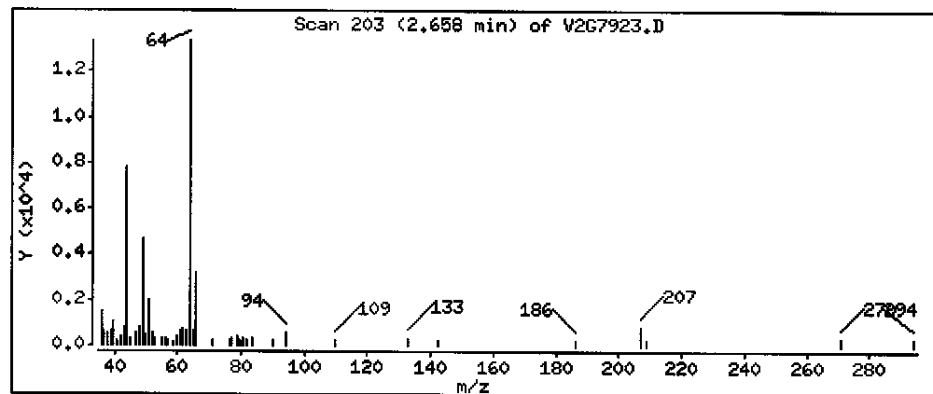
Operator: JC SRC: LIMS

Column phase: DB-624

Column diameter: 0.25

5 Chloroethane

Concentration: 7 ug/L



Data File: \\AVOGADRO\ORGANICS\organic\voa\V2.i\050413.B\V2G7923.D

Date : 13-APR-2005 17:11

Client ID: BR807822

Instrument: V2.i

Sample Info: ,D0410-05A,,17654

Purge Volume: 5.0

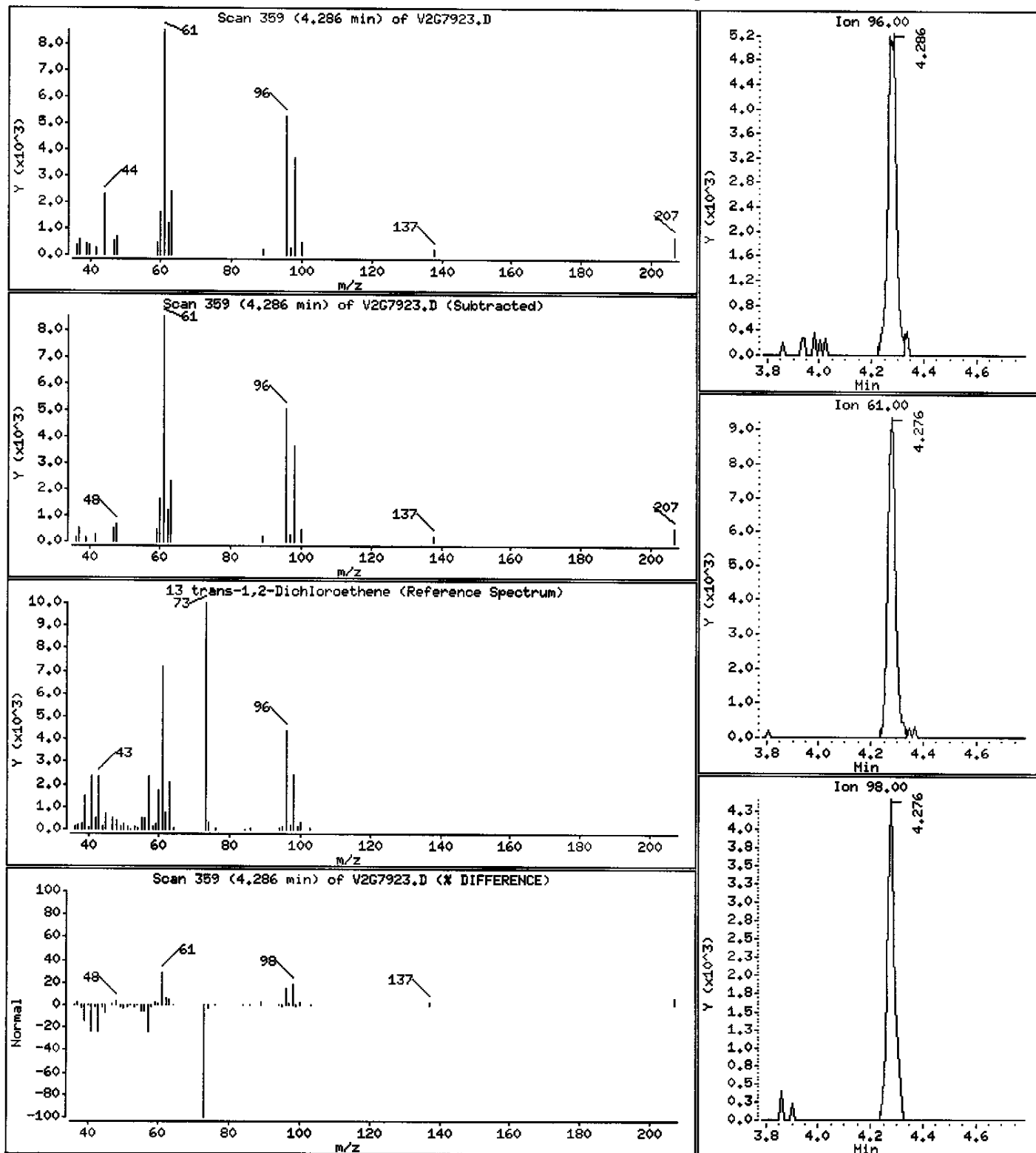
Operator: JC SRC: LIMS

Column phase: DB-624

Column diameter: 0.25

13 trans-1,2-Dichloroethene

Concentration: 2 ug/L



Data File: \\AVOGADRO\ORGANICS\organic\vos\V2.i\050413.B\V2G7923.D

Date : 13-APR-2005 17:11

Client ID: BR807822

Instrument: V2.i

Sample Info: ,D0410-05A,,17654

Purge Volume: 5.0

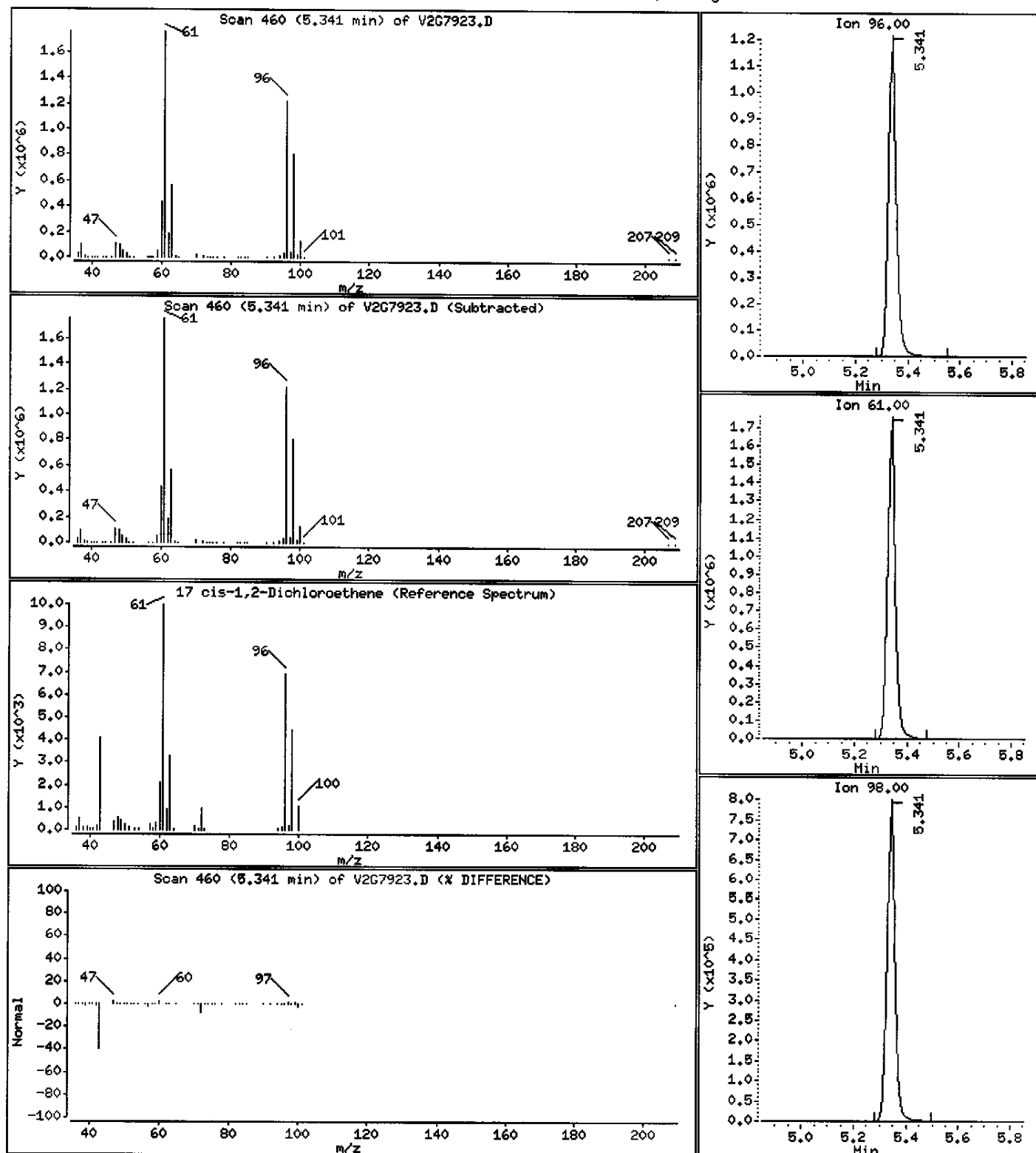
Operator: JC SRC: LIMS

Column phase: DB-624

Column diameter: 0.25

17 cis-1,2-Dichloroethene

Concentration: 440 ug/L



Data File: \\AVOGADRO\ORGANICS\organic\voa\V2.i\050413.B\V2G7923.D

Date : 13-APR-2005 17:11

Client ID: BR807822

Instrument: V2.i

Sample Info: ,D0410-05A,,17654

Purge Volume: 5.0

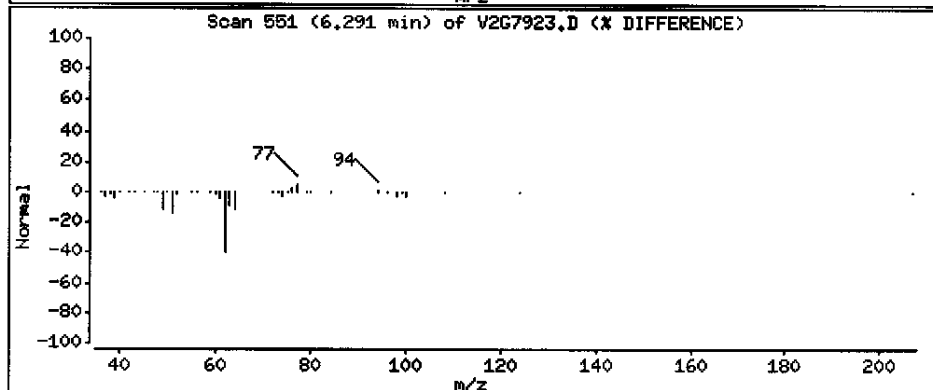
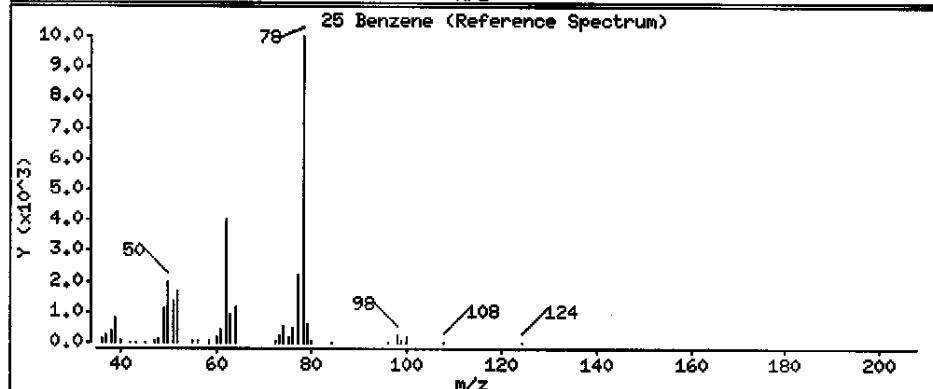
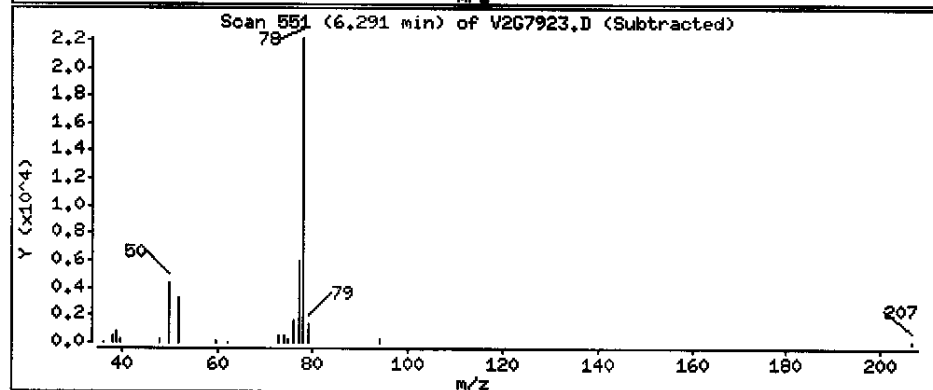
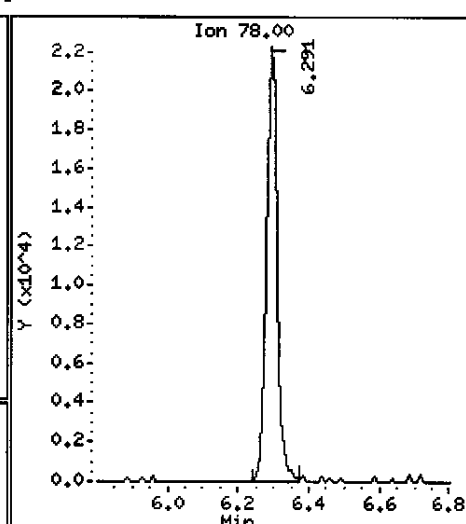
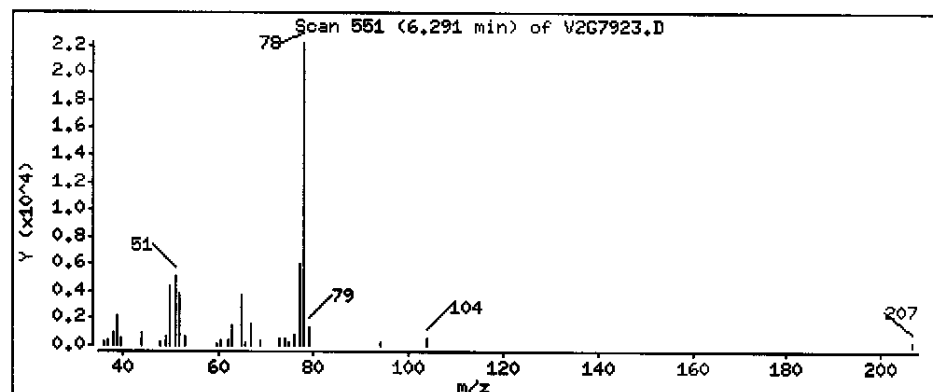
Operator: JC SRC: LIMS

Column phase: DB-624

Column diameter: 0.25

25 Benzene

Concentration: 3 ug/L



Data File: \\AVOGADRO\ORGANICS\organic\voa\V2.i\050413.B\V2G7923.D

Date : 13-APR-2005 17:11

Client ID: BR807822

Instrument: V2.i

Sample Info: ,D0410-05A,,17654

Purge Volume: 5.0

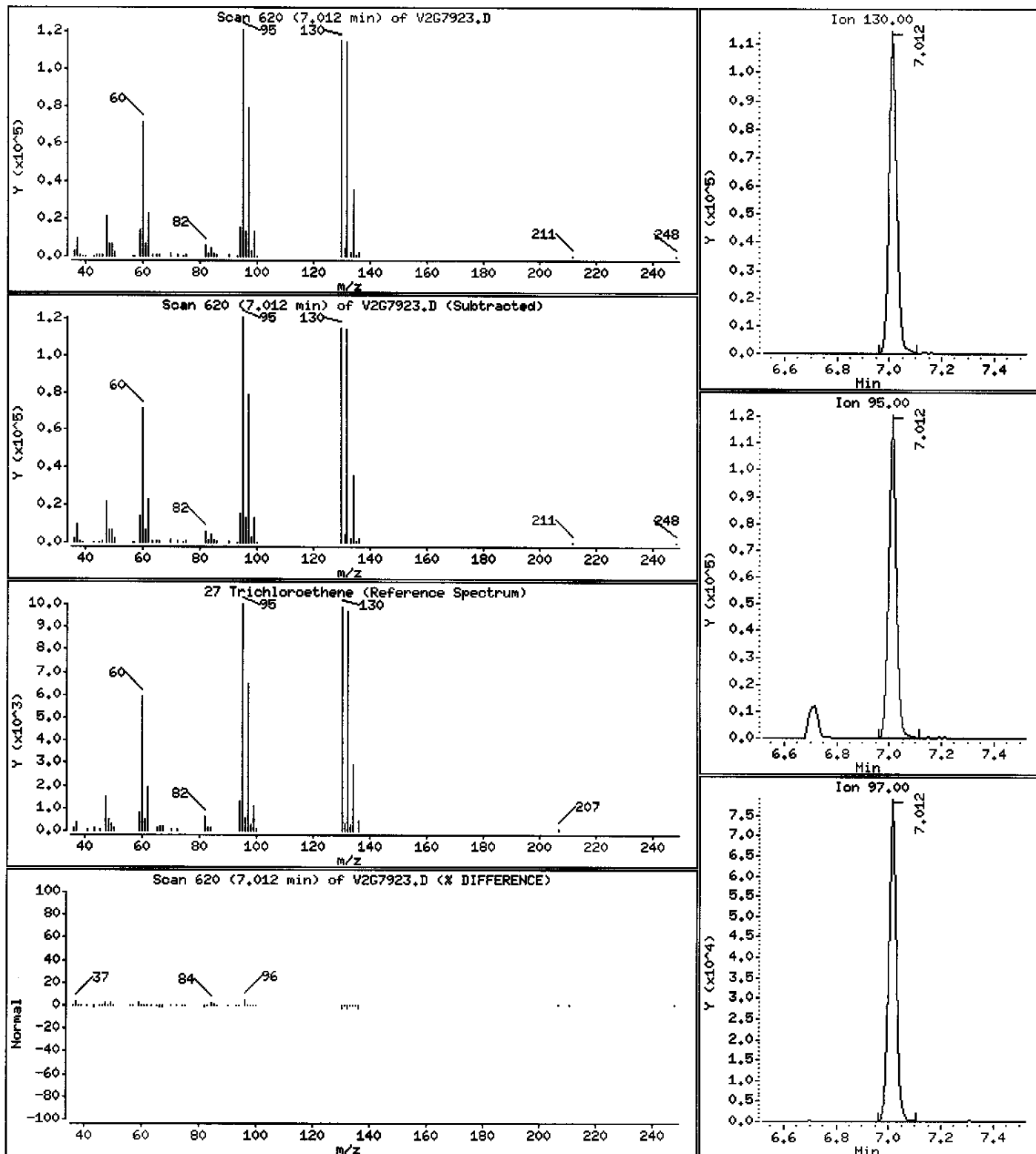
Operator: JC SRC: LIMS

Column phase: DB-624

Column diameter: 0.25

27 Trichloroethene

Concentration: 47 ug/L



Data File: \\AVOGADRO\ORGANICS\organic\voa\V2.i\050413.B\V2G7923.D

Date : 13-APR-2005 17:11

Client ID: BR807822

Instrument: V2.i

Sample Info: ,D0410-05A,,17654

Purge Volume: 5.0

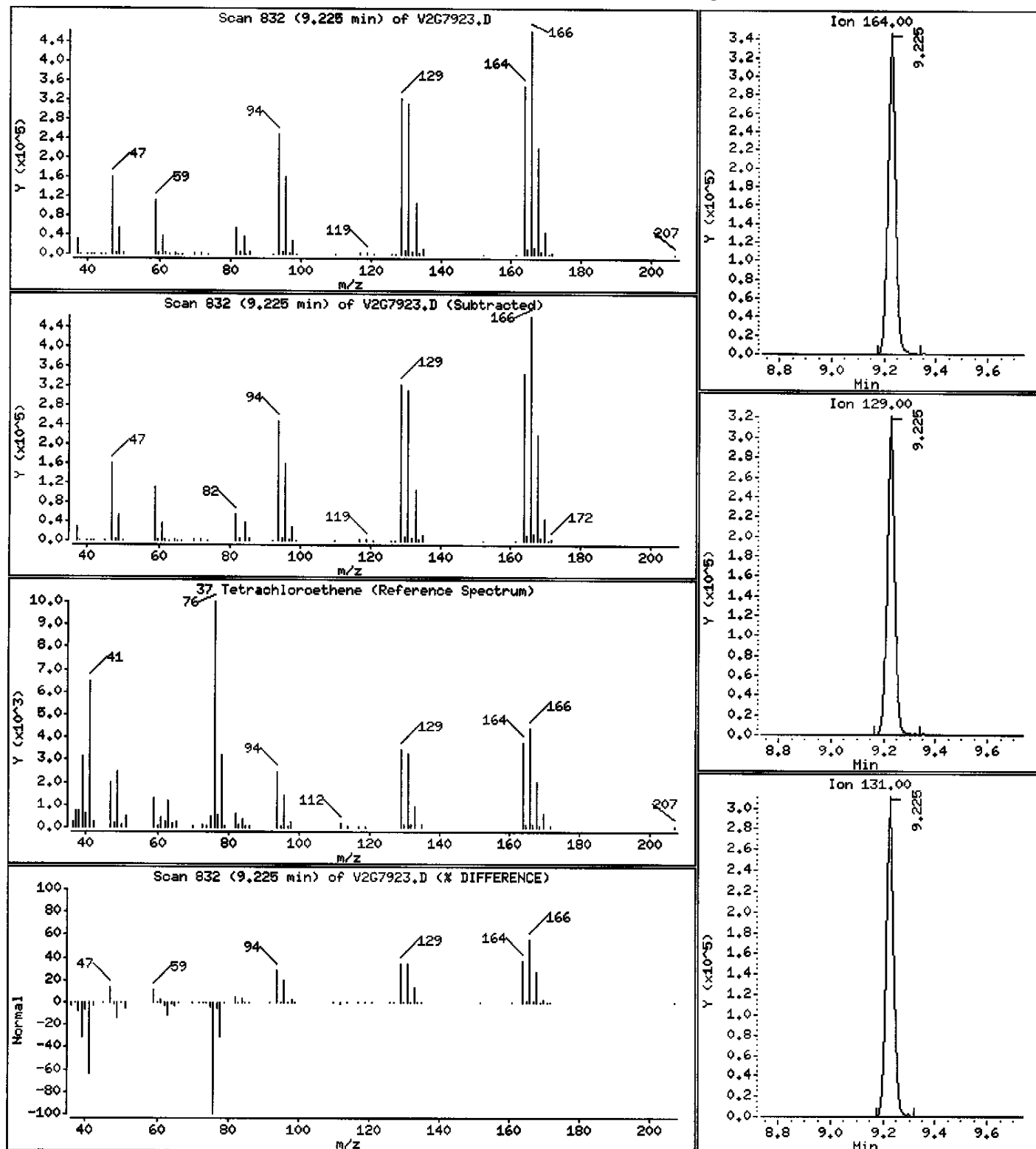
Operator: JC SRC: LIHS

Column phase: DB-624

Column diameter: 0.25

37 Tetrachloroethene

Concentration: 190 ug/L





1A  
VOLATILE ORGANICS ANALYSIS DATA SHEET

EPA SAMPLE NO.

BR807822DL

Lab Name: MITKEM CORPORATION Contract: \_\_\_\_\_

Lab Code: MITKEM Case No.: \_\_\_\_\_ SAS No.: \_\_\_\_\_ SDG No.: MD0410

Matrix: (soil/water) WATER Lab Sample ID: D0410-05ADL

Sample wt/vol: 5.000 (g/mL) ML Lab File ID: V2G7930

Level: (low/med) LOW Date Received: 04/08/05

% Moisture: not dec. \_\_\_\_\_ Date Analyzed: 04/14/05

GC Column: DB-624 ID: 0.25 (mm) Dilution Factor: 4.0

Soil Extract Volume: \_\_\_\_\_ (uL) Soil Aliquot Volume: \_\_\_\_\_ (uL)

CONCENTRATION UNITS:  
(ug/L or ug/Kg) UG/L Q

CAS NO.	COMPOUND		
75-71-8	Dichlorodifluoromethane	40	U
74-87-3	Chloromethane	40	U
75-01-4	Vinyl Chloride	17	DJ
74-83-9	Bromomethane	40	U
75-00-3	Chloroethane	8	DJ
75-69-4	Trichlorofluoromethane	40	U
75-35-4	1,1-Dichloroethene	40	U
76-13-1	1,1,2-Trichloro-1,2,2-trifluoroethane	40	U
67-64-1	Acetone	40	U
75-15-0	Carbon Disulfide	40	U
79-20-9	Methyl Acetate	40	U
75-09-2	Methylene Chloride	40	U
156-60-5	trans-1,2-Dichloroethene	40	U
1634-04-4	Methyl tert-Butyl Ether	40	U
75-34-3	1,1-Dichloroethane	40	U
156-59-2	cis-1,2-Dichloroethene	490	D
78-93-3	2-Butanone	40	U
67-66-3	Chloroform	40	U
71-55-6	1,1,1-Trichloroethane	40	U
110-82-7	Cyclohexane	40	U
56-23-5	Carbon Tetrachloride	40	U
71-43-2	Benzene	40	U
107-06-2	1,2-Dichloroethane	40	U

1B  
VOLATILE ORGANICS ANALYSIS DATA SHEET

EPA SAMPLE NO.

BR807822DL

Lab Name: MITKEM CORPORATION Contract: \_\_\_\_\_

Lab Code: MITKEM Case No.: \_\_\_\_\_ SAS No.: \_\_\_\_\_ SDG No.: MD0410

Matrix: (soil/water) WATER Lab Sample ID: D0410-05ADL

Sample wt/vol: 5.000 (g/mL) ML Lab File ID: V2G7930

Level: (low/med) LOW Date Received: 04/08/05

% Moisture: not dec. \_\_\_\_\_ Date Analyzed: 04/14/05

GC Column: DB-624 ID: 0.25 (mm) Dilution Factor: 4.0

Soil Extract Volume: \_\_\_\_\_ (uL) Soil Aliquot Volume: \_\_\_\_\_ (uL)

CONCENTRATION UNITS:  
(ug/L or ug/Kg) UG/L Q

CAS NO.	COMPOUND		
79-01-6	Trichloroethene	43	D
108-87-2	Methylcyclohexane	40	U
78-87-5	1,2-Dichloropropane	40	U
75-27-4	Bromodichloromethane	40	U
10061-01-5	cis-1,3-Dichloropropene	40	U
108-10-1	4-Methyl-2-Pentanone	40	U
108-88-3	Toluene	40	U
10061-02-6	trans-1,3-Dichloropropene	40	U
79-00-5	1,1,2-Trichloroethane	40	U
127-18-4	Tetrachloroethene	170	D
591-78-6	2-Hexanone	40	U
124-48-1	Dibromochloromethane	40	U
106-93-4	1,2-Dibromoethane	40	U
108-90-7	Chlorobenzene	40	U
100-41-4	Ethylbenzene	40	U
1330-20-7	Xylene (Total)	40	U
100-42-5	Styrene	40	U
75-25-2	Bromoform	40	U
98-82-8	Isopropylbenzene	40	U
79-34-5	1,1,2,2-Tetrachloroethane	40	U
541-73-1	1,3-Dichlorobenzene	40	U
106-46-7	1,4-Dichlorobenzene	40	U
95-50-1	1,2-Dichlorobenzene	40	U
96-12-8	1,2-Dibromo-3-chloropropane	40	U
120-82-1	1,2,4-Trichlorobenzene	40	U

1F  
VOLATILE ORGANICS ANALYSIS DATA SHEET  
TENTATIVELY IDENTIFIED COMPOUNDS

EPA SAMPLE NO.

BR807822DL

Lab Name: MITKEM CORPORATION Contract: \_\_\_\_\_

Lab Code: MITKEM Case No.: \_\_\_\_\_ SAS No.: \_\_\_\_\_ SDG No.: MD0410

Matrix: (soil/water) WATER Lab Sample ID: D0410-05ADL

Sample wt/vol: 5.000 (g/mL) ML Lab File ID: V2G7930

Level: (low/med) LOW Date Received: 04/08/05

% Moisture: not dec. \_\_\_\_\_ Date Analyzed: 04/14/05

GC Column: DB-624 ID: 0.25 (mm) Dilution Factor: 4.0

Soil Extract Volume: \_\_\_\_\_ (uL) Soil Aliquot Volume: \_\_\_\_\_ (uL)

Number TICs found: 0 CONCENTRATION UNITS:  
(ug/L or ug/Kg) ug/L

CAS NUMBER	COMPOUND NAME	RT	EST. CONC.	Q
=====	=====	=====	=====	=====
1.				
2.				
3.				
4.				
5.				
6.				
7.				
8.				
9.				
10.				
11.				
12.				
13.				
14.				
15.				
16.				
17.				
18.				
19.				
20.				
21.				
22.				
23.				
24.				
25.				
26.				
27.				
28.				
29.				
30.				

Data File: \\AVOGADRO\ORGANICS\organic\voa\V2.1\050414.B\V2G7930.D

Date : 14-APR-2005 16:27

Client ID: BR807822DL

Sample Info: D0410-05ADL,,17666.4

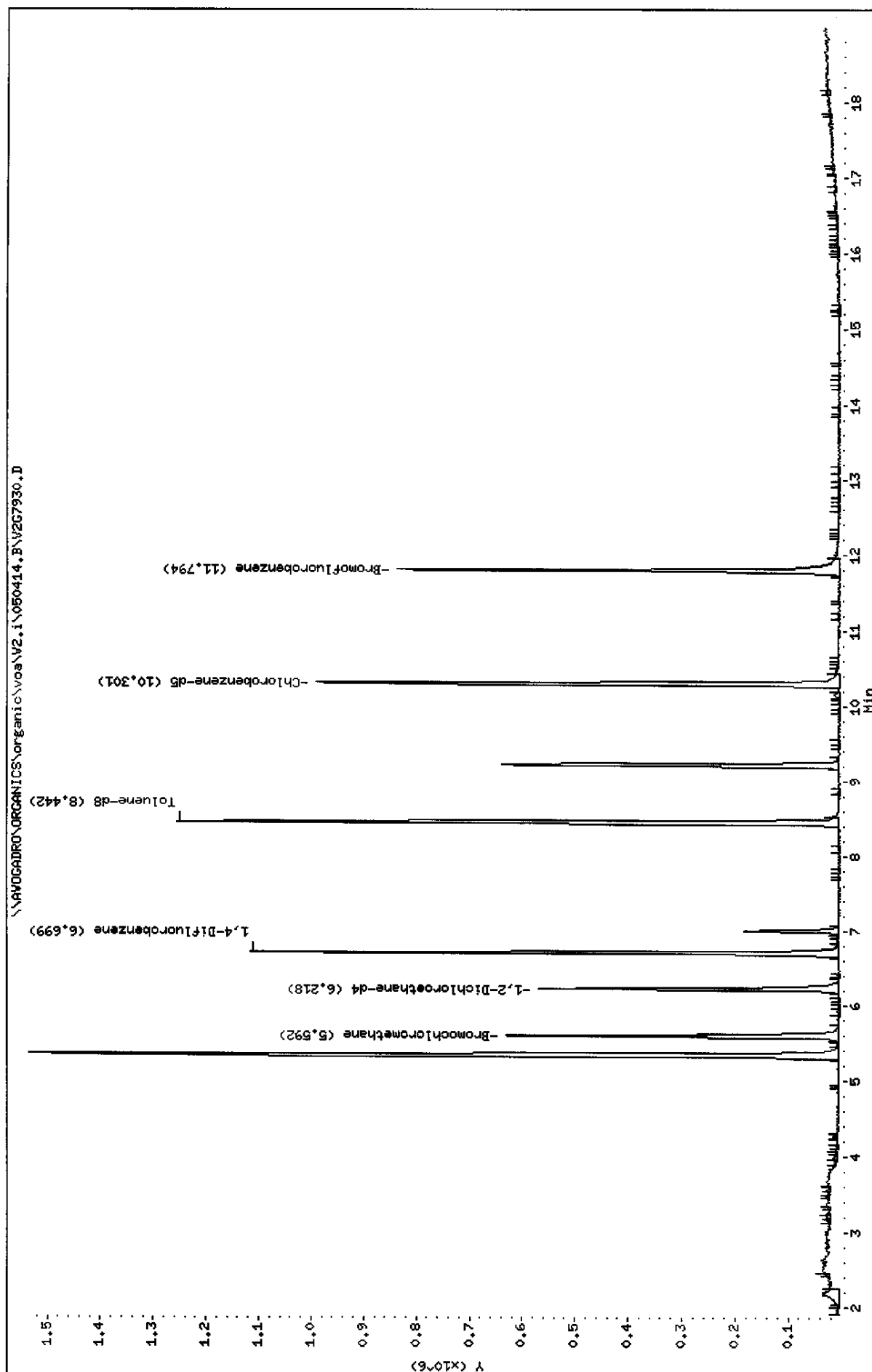
Purge Volume: 5.0

Column phase: DB-624

Instrument: V2.1

Operator: JC SRC: LIMS

Column diameter: 0.25



Data File: \\AVOGADRO\ORGANICS\organic\voa\V2.i\050414.B\V2G7930.D  
Report Date: 03-May-2005 12:04

Mitkem Corporation

CLP OLM4.X - Water and Medium Soils

Data file : \\AVOGADRO\ORGANICS\organic\voa\V2.i\050414.B\V2G7930.D  
Lab Smp Id: D0410-05ADL Client Smp ID: BR807822DL  
Inj Date : 14-APR-2005 16:27  
Operator : JC SRC: LIMS Inst ID: V2.i  
Smp Info : ,D0410-05ADL,,17666,4  
Misc Info :  
Comment :  
Method : \\AVOGADRO\ORGANICS\organic\voa\V2.i\050414.B\v2clp4S.m  
Meth Date : 03-May-2005 11:59 mtl Quant Type: ISTD  
Cal Date : 14-APR-2005 12:02 Cal File: V2G7922.D ✓  
Als bottle: 10  
Dil Factor: 4.00000  
Integrator: HP RTE Compound Sublist: CLP4.sub  
Target Version: 4.03  
Processing Host: TARGET6

Concentration Formula: Amt \* DF \* Uf \* 5/Vo

Name	Value	Description
DF	4.000	Dilution Factor
Uf	1.000	ng unit correction factor
Vo	5.000	Sample Volume purged (mL)

Compounds	QUANT SIG						CONCENTRATIONS	
	MASS	RT	EXP RT	REL RT	RESPONSE	ON-COLUMN	FINAL	
						( ug/L)	( ug/L)	
3 Vinyl Chloride	62	2.156	2.210	(0.386)	32882	4.25973	17 (a)	
5 Chloroethane	64	2.637	2.648	(0.472)	8547	2.01222	8 (a)	
17 cis-1,2-Dichloroethene	96	5.331	5.342	(0.953)	763109	123.072	490	
* 18 Bromochloromethane	128	5.592	5.593	(1.000)	210319	50.0000		
\$ 23 1,2-Dichloroethane-d4	65	6.218	6.230	(1.112)	549492	51.2688	51	
* 26 1,4-Difluorobenzene	114	6.699	6.710	(1.000)	943996	50.0000		
27 Trichloroethene	130	7.001	7.013	(1.045)	64697	10.8340	43	
\$ 33 Toluene-d8	98	8.442	8.454	(0.820)	926670	50.4538	50	
37 Tetrachloroethene	164	9.215	9.226	(0.895)	186110	41.9259	170	
* 42 Chlorobenzene-d5	117	10.301	10.312	(1.000)	705865	50.0000		
\$ 50 Bromofluorobenzene	95	11.794	11.795	(1.145)	380971	48.4658	48	

QC Flag Legend

a - Target compound detected but, quantitated amount  
Below Limit Of Quantitation(BLOQ).

SB  
5/3/05

Data File: \\AVOGADRO\ORGANICS\organic\voa\V2.i\050414.B\V2G7930.D  
Report Date: 03-May-2005 12:04

Mitkem Corporation

CLP OLM4.X - Water and Medium Soils

Data file : \\AVOGADRO\ORGANICS\organic\voa\V2.i\050414.B\V2G7930.D  
Lab Smp Id: D0410-05ADL Client Smp ID: BR807822DL  
Inj Date : 14-APR-2005 16:27  
Operator : JC SRC: LIMS Inst ID: V2.i  
Smp Info : ,D0410-05ADL,,17666,4  
Misc Info :  
Comment :  
Method : \\AVOGADRO\ORGANICS\organic\voa\V2.i\050414.B\v2clp4S.m  
Meth Date : 03-May-2005 11:59 mtl Quant Type: ISTD  
Cal Date : 14-APR-2005 12:02 Cal File: V2G7922.D  
Als bottle: 10  
Dil Factor: 4.00000  
Integrator: HP RTE Compound Sublist: CLP4.sub  
Target Version: 4.03  
Processing Host: TARGET6

- NO TENTATIVELY IDENTIFIED COMPOUNDS -

Data File: \\AVOCADRO\ORGANICS\organic\voa\V2.i\050414.B\V2G7930.D

Date : 14-APR-2005 16:27

Client ID: BR807822DL

Instrument: V2.i

Sample Info: ,D0410-05ADL,,17666,4

Purge Volume: 5.0

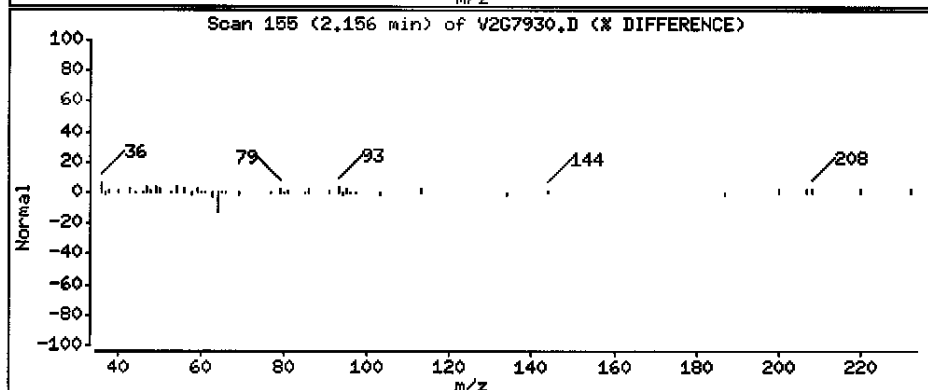
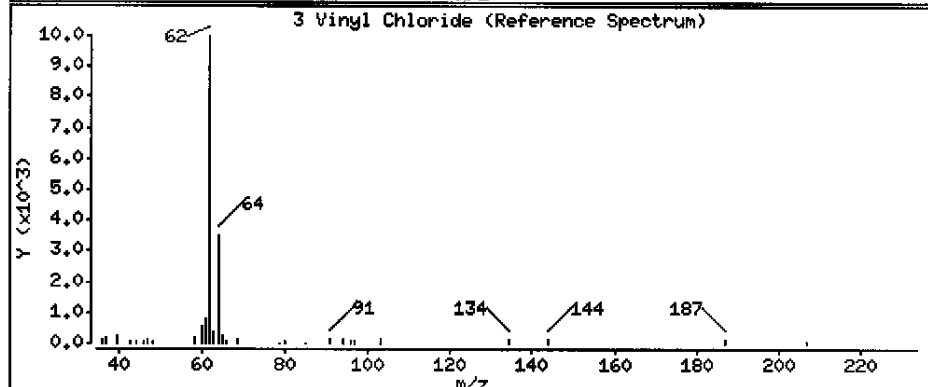
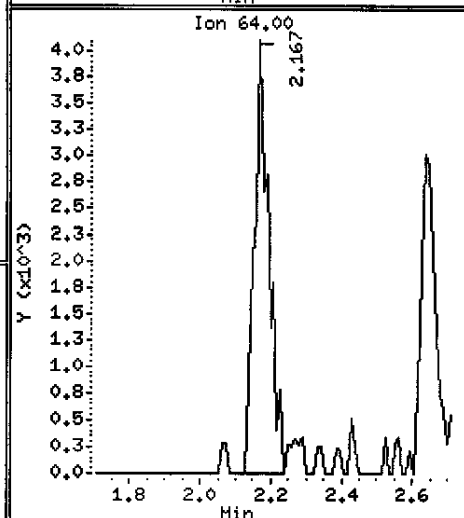
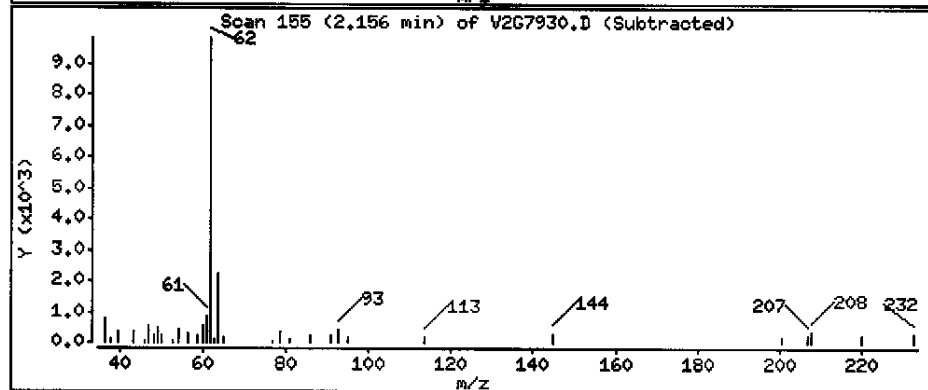
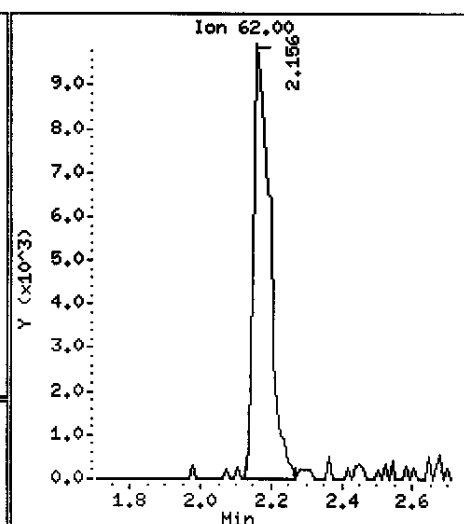
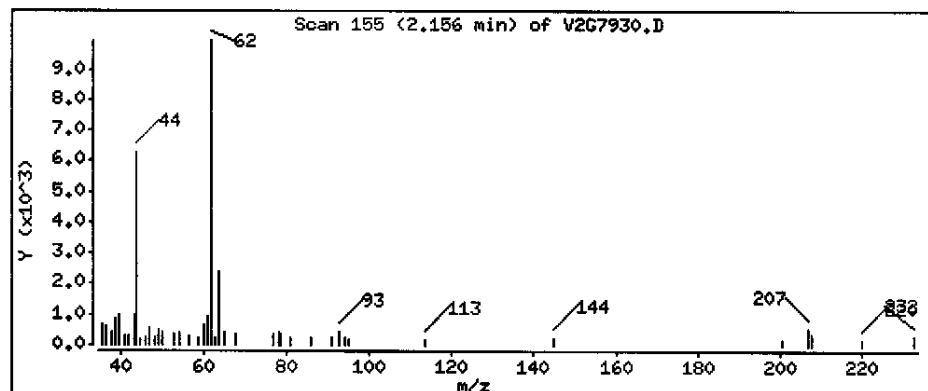
Operator: JC SRC: LIMS

Column phase: DB-624

Column diameter: 0.25

3 Vinyl Chloride

Concentration: 17 ug/L



Data File: \\AVOCADRO\ORGANICS\organic\voa\V2.i\050414.B\V2G7930.D

Date : 14-APR-2005 16:27

Client ID: BR807822DL

Instrument: V2.i

Sample Info: ,D0410-05ADL,,17666,4

Purge Volume: 5.0

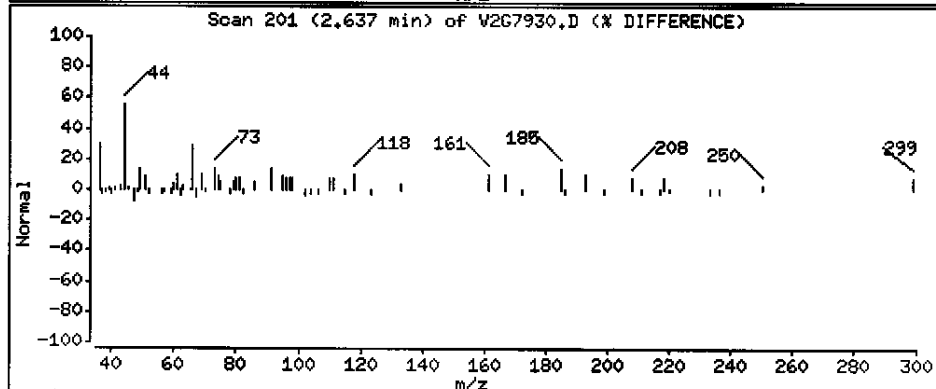
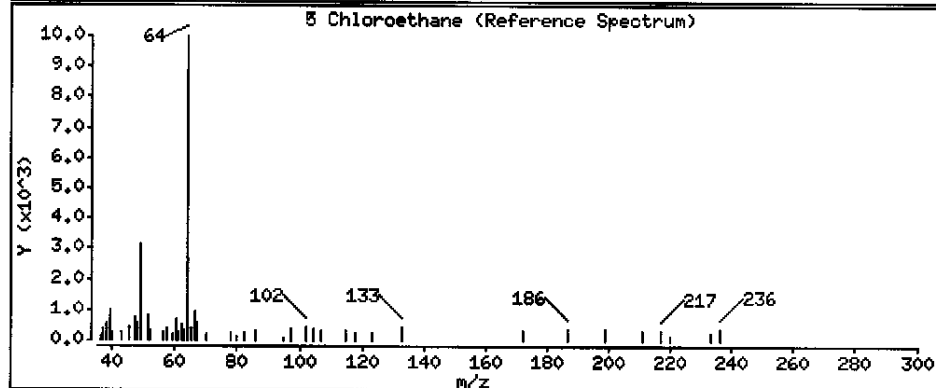
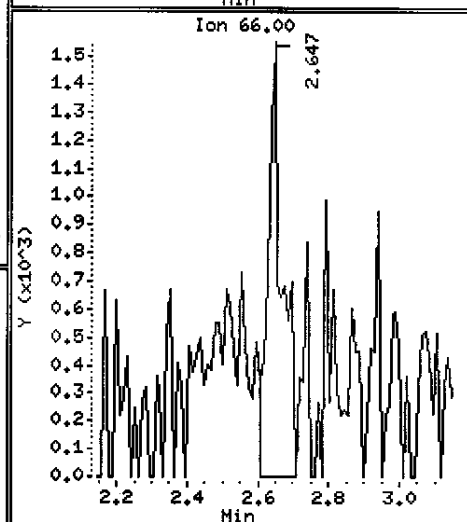
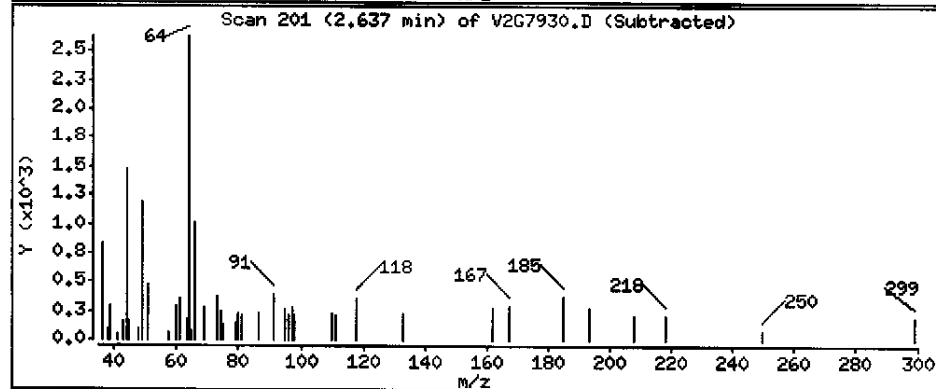
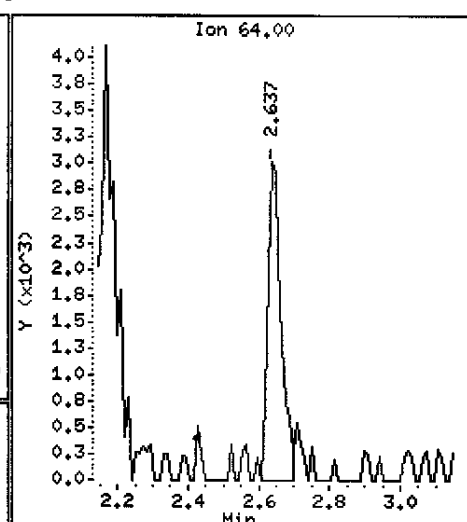
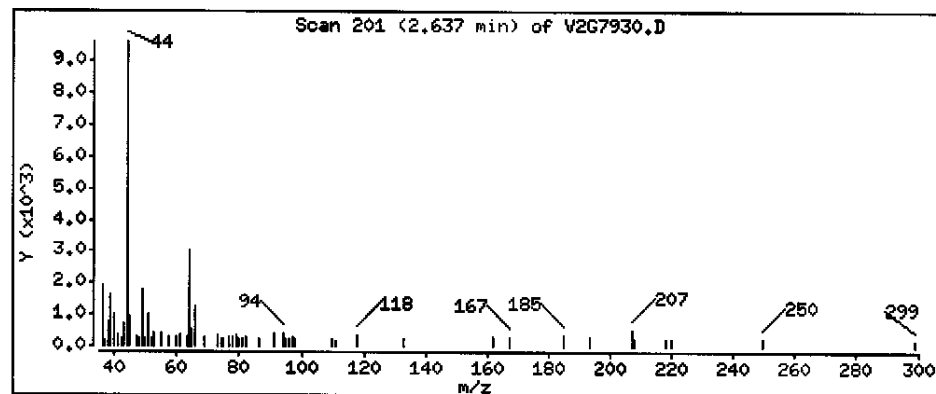
Operator: JC SRC: LIMS

Column phase: DB-624

Column diameter: 0.25

5 Chloroethane

Concentration: 8 ug/L





Data File: \\AVOGADRO\ORGANICS\organic\voa\V2.i\050414.B\V2G7930.D

Date : 14-APR-2005 16:27

Client ID: BR807822DL

Instrument: V2.i

Sample Info: ,D0410-05ADL,,17666,4

Purge Volume: 5.0

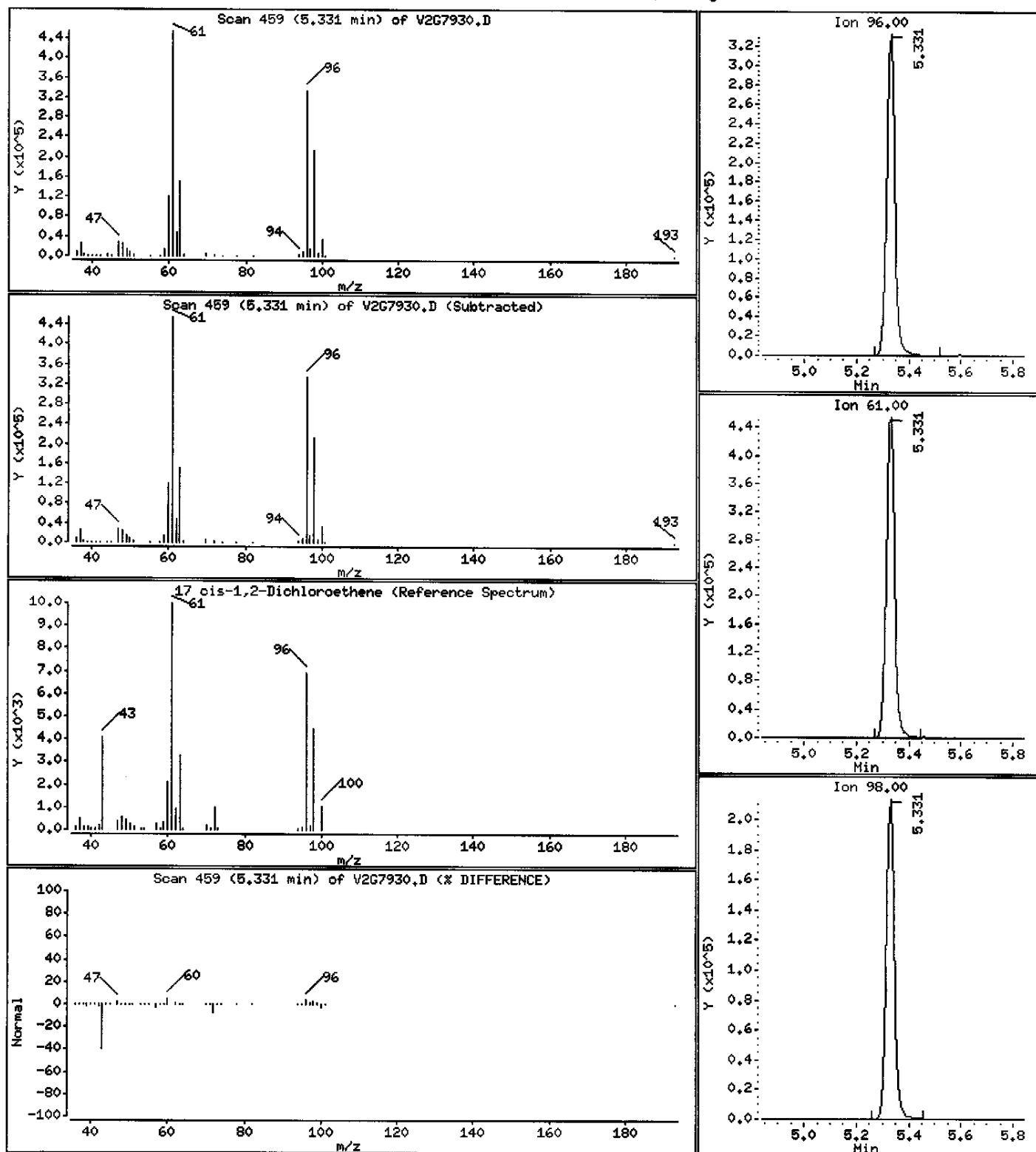
Operator: JC SRC: LIHS

Column phase: DB-624

Column diameter: 0.25

17 cis-1,2-Dichloroethene

Concentration: 490 ug/L



Data File: \\AVOCADRO\ORGANICS\organic\vos\V2.i\050414.B\V2G7930.D

Date : 14-APR-2005 16:27

Client ID: BR807822DL

Instrument: V2.i

Sample Info: ,D0410-05ADL,,17666,4

Purge Volume: 5.0

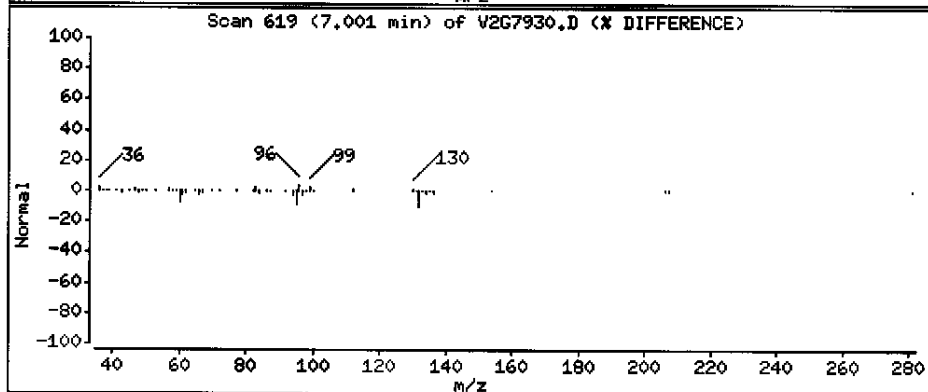
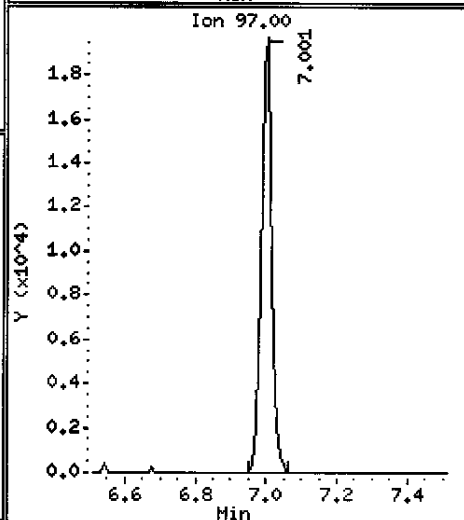
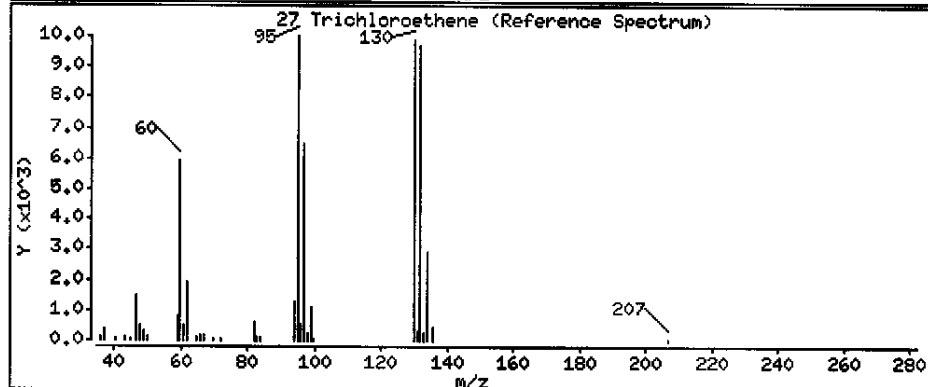
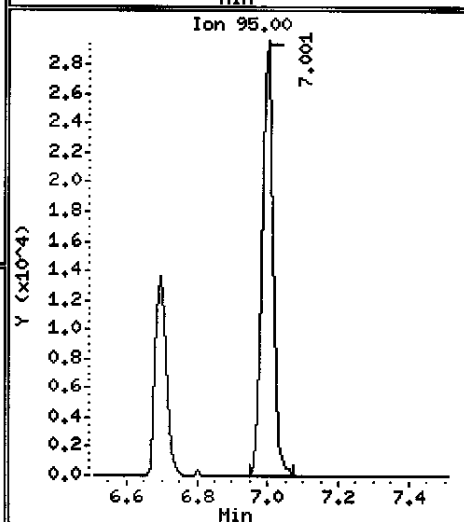
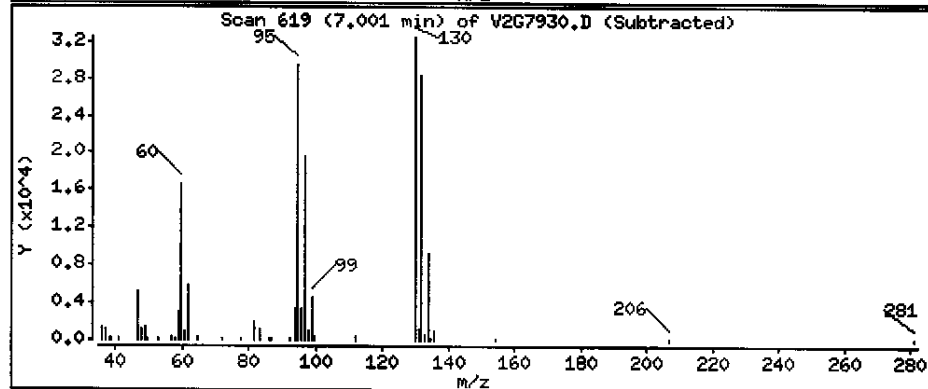
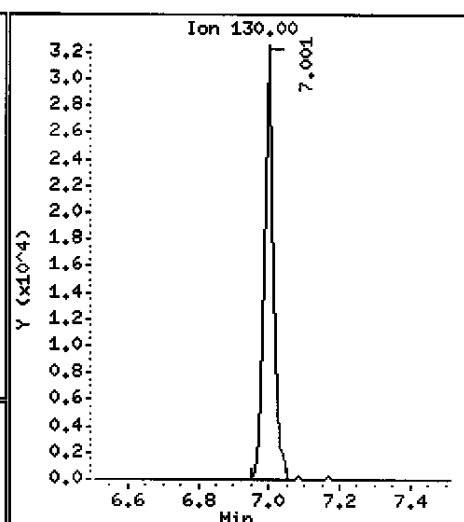
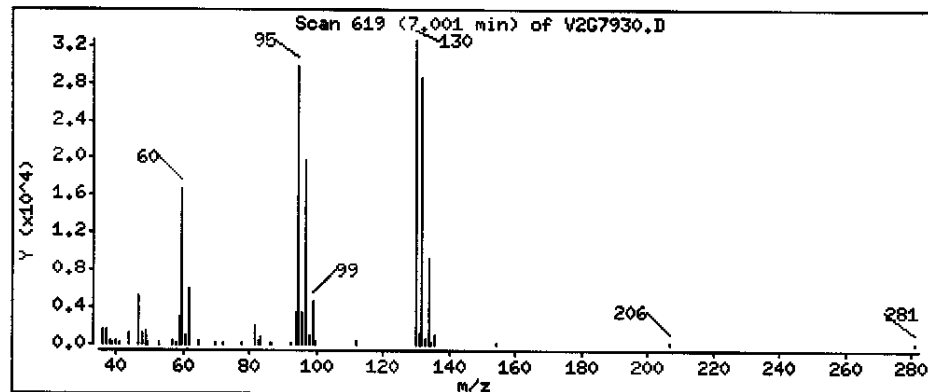
Operator: JC SRC: LIMS

Column phase: DB-624

Column diameter: 0.25

27 Trichloroethene

Concentration: 43 ug/L



Data File: \\AVOGADRO\ORGANICS\organic\voa\V2.i\050414.B\V2G7930.D

Date : 14-APR-2005 16:27

Client ID: BR807822DL

Instrument: V2.i

Sample Info: ,D0410-05ADL,,17666,4

Purge Volume: 5.0

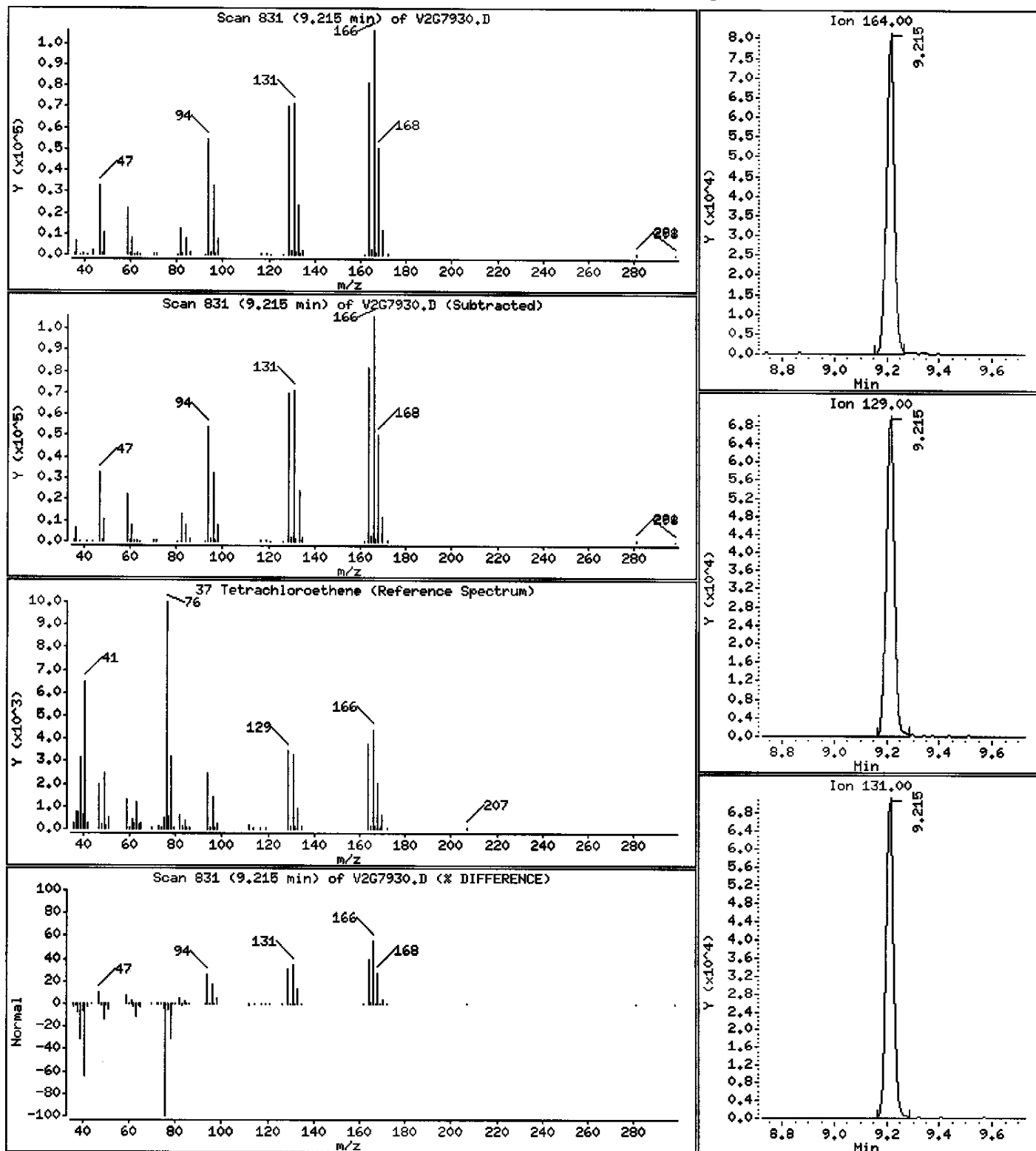
Operator: JC SRC: LIMS

Column phase: DB-624

Column diameter: 0.25

37 Tetrachloroethene

Concentration: 170 ug/L



1A  
VOLATILE ORGANICS ANALYSIS DATA SHEET

EPA SAMPLE NO.

BR937952

Lab Name: MITKEM CORPORATION Contract: \_\_\_\_\_

Lab Code: MITKEM Case No.: \_\_\_\_\_ SAS No.: \_\_\_\_\_ SDG No.: MD0410

Matrix: (soil/water) WATER Lab Sample ID: D0410-06A

Sample wt/vol: 5.000 (g/mL) ML Lab File ID: V2G7925

Level: (low/med) LOW Date Received: 04/08/05

% Moisture: not dec. \_\_\_\_\_ Date Analyzed: 04/14/05

GC Column: DB-624 ID: 0.25 (mm) Dilution Factor: 1.0

Soil Extract Volume: \_\_\_\_\_ (uL) Soil Aliquot Volume: \_\_\_\_\_ (uL)

CONCENTRATION UNITS:  
(ug/L or ug/Kg) UG/L Q

CAS NO.	COMPOUND		
75-71-8	Dichlorodifluoromethane	10	U
74-87-3	Chloromethane	10	U
75-01-4	Vinyl Chloride	3	J
74-83-9	Bromomethane	10	U
75-00-3	Chloroethane	10	U
75-69-4	Trichlorofluoromethane	10	U
75-35-4	1,1-Dichloroethene	10	U
76-13-1	1,1,2-Trichloro-1,2,2-trifluoroethane	10	U
67-64-1	Acetone	10	U
75-15-0	Carbon Disulfide	10	U
79-20-9	Methyl Acetate	10	U
75-09-2	Methylene Chloride	10	U
156-60-5	trans-1,2-Dichloroethene	1	J
1634-04-4	Methyl tert-Butyl Ether	10	U
75-34-3	1,1-Dichloroethane	10	U
156-59-2	cis-1,2-Dichloroethene	27	
78-93-3	2-Butanone	10	U
67-66-3	Chloroform	10	U
71-55-6	1,1,1-Trichloroethane	10	U
110-82-7	Cyclohexane	10	U
56-23-5	Carbon Tetrachloride	10	U
71-43-2	Benzene	5	J
107-06-2	1,2-Dichloroethane	10	U

1B  
VOLATILE ORGANICS ANALYSIS DATA SHEET

EPA SAMPLE NO.

BR937952

Lab Name: MITKEM CORPORATION Contract: \_\_\_\_\_

Lab Code: MITKEM Case No.: \_\_\_\_\_ SAS No.: \_\_\_\_\_ SDG No.: MD0410

Matrix: (soil/water) WATER Lab Sample ID: D0410-06A

Sample wt/vol: 5.000 (g/mL) ML Lab File ID: V2G7925

Level: (low/med) LOW Date Received: 04/08/05

% Moisture: not dec. \_\_\_\_\_ Date Analyzed: 04/14/05

GC Column: DB-624 ID: 0.25 (mm) Dilution Factor: 1.0

Soil Extract Volume: \_\_\_\_\_ (uL) Soil Aliquot Volume: \_\_\_\_\_ (uL)

CONCENTRATION UNITS:  
(ug/L or ug/Kg) UG/L Q

CAS NO. COMPOUND

79-01-6	Trichloroethene	18	
108-87-2	Methylcyclohexane	10	U
78-87-5	1,2-Dichloropropane	10	U
75-27-4	Bromodichloromethane	10	U
10061-01-5	cis-1,3-Dichloropropene	10	U
108-10-1	4-Methyl-2-Pentanone	10	U
108-88-3	Toluene	10	U
10061-02-6	trans-1,3-Dichloropropene	10	U
79-00-5	1,1,2-Trichloroethane	10	U
127-18-4	Tetrachloroethene	96	
591-78-6	2-Hexanone	10	U
124-48-1	Dibromochloromethane	10	U
106-93-4	1,2-Dibromoethane	10	U
108-90-7	Chlorobenzene	10	U
100-41-4	Ethylbenzene	10	U
1330-20-7	Xylene (Total)	10	U
100-42-5	Styrene	10	U
75-25-2	Bromoform	10	U
98-82-8	Isopropylbenzene	10	U
79-34-5	1,1,2,2-Tetrachloroethane	10	U
541-73-1	1,3-Dichlorobenzene	10	U
106-46-7	1,4-Dichlorobenzene	10	U
95-50-1	1,2-Dichlorobenzene	10	U
96-12-8	1,2-Dibromo-3-chloropropane	10	U
120-82-1	1,2,4-Trichlorobenzene	10	U

1F  
VOLATILE ORGANICS ANALYSIS DATA SHEET  
TENTATIVELY IDENTIFIED COMPOUNDS

EPA SAMPLE NO.

BR937952

Lab Name: MITKEM CORPORATION Contract: \_\_\_\_\_

Lab Code: MITKEM Case No.: \_\_\_\_\_ SAS No.: \_\_\_\_\_ SDG No.: MD0410

Matrix: (soil/water) WATER Lab Sample ID: D0410-06A

Sample wt/vol: 5.000 (g/mL) ML Lab File ID: V2G7925

Level: (low/med) LOW Date Received: 04/08/05

% Moisture: not dec. \_\_\_\_\_ Date Analyzed: 04/14/05

GC Column: DB-624 ID: 0.25 (mm) Dilution Factor: 1.0

Soil Extract Volume: \_\_\_\_\_ (uL) Soil Aliquot Volume: \_\_\_\_\_ (uL)

Number TICs found: 0 CONCENTRATION UNITS:  
(ug/L or ug/Kg) ug/L

CAS NUMBER	COMPOUND NAME	RT	EST. CONC.	Q
=====	=====	=====	=====	=====
1.				
2.				
3.				
4.				
5.				
6.				
7.				
8.				
9.				
10.				
11.				
12.				
13.				
14.				
15.				
16.				
17.				
18.				
19.				
20.				
21.				
22.				
23.				
24.				
25.				
26.				
27.				
28.				
29.				
30.				

Data File: \\AVOCADRO\ORGANICS\organic\voa\V2.i\050414.B\V207925.D

Date : 14-APR-2005 14:06

Client ID: BR937952

Sample Info: ,D0410-06A,,17666

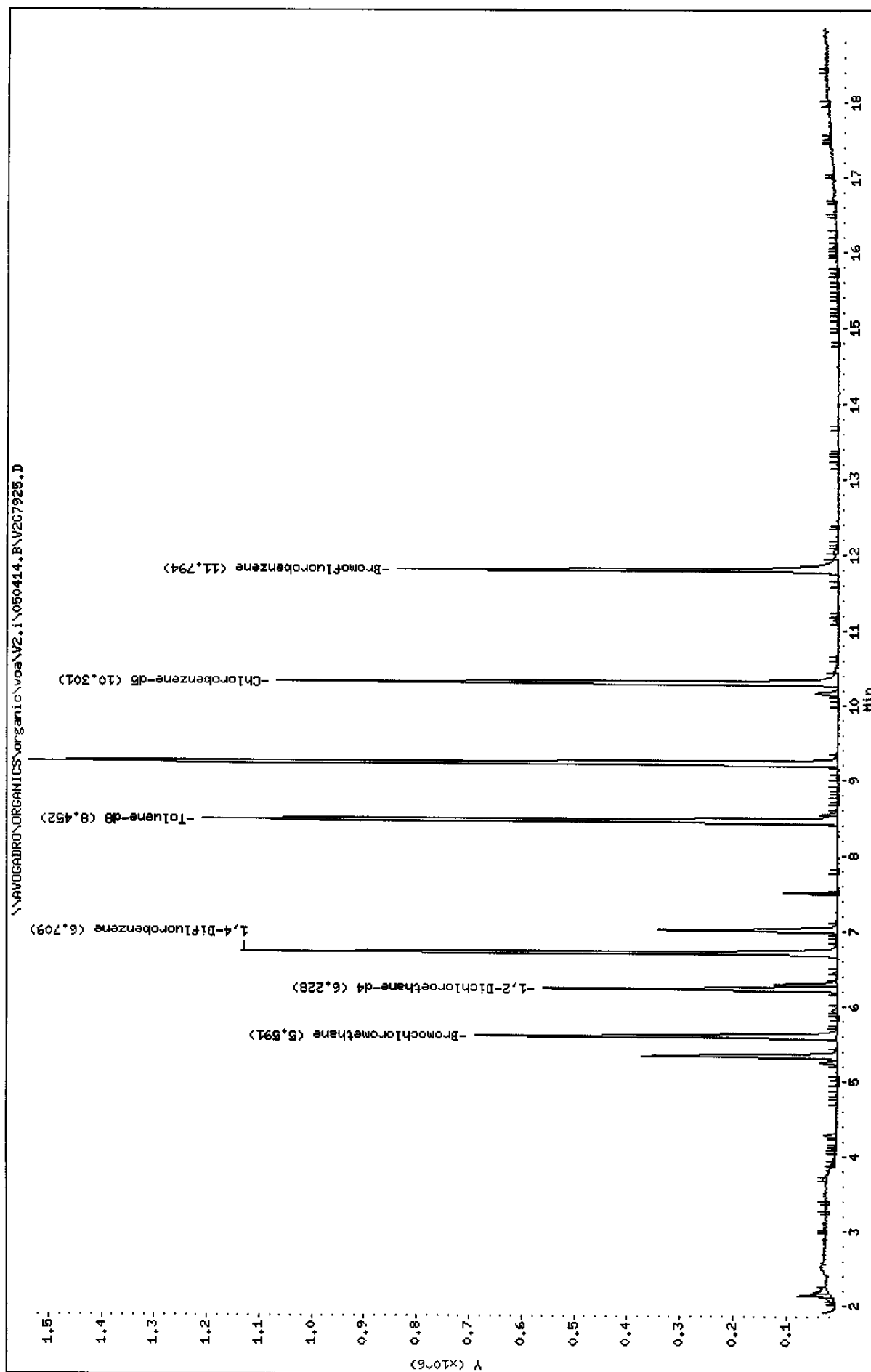
Purge Volume: 5.0

Column phase: DB-624

Instrument: V2.i

Operator: JC SRC: LIMS

Column diameter: 0.25



Data File: \\AVOGADRO\ORGANICS\organic\voa\V2.i\050414.B\V2G7925.D  
Report Date: 03-May-2005 12:04

Mitkem Corporation

CLP OLM4.X - Water and Medium Soils

Data file : \\AVOGADRO\ORGANICS\organic\voa\V2.i\050414.B\V2G7925.D  
Lab Smp Id: D0410-06A Client Smp ID: BR937952  
Inj Date : 14-APR-2005 14:06  
Operator : JC SRC: LIMS Inst ID: V2.i  
Smp Info : ,D0410-06A,,17666  
Misc Info :  
Comment :  
Method : \\AVOGADRO\ORGANICS\organic\voa\V2.i\050414.B\v2clp4S.m  
Meth Date : 03-May-2005 11:59 mtl Quant Type: ISTD  
Cal Date : 14-APR-2005 12:02 Cal File: V2G7922.D ✓  
Als bottle: 5  
Dil Factor: 1.00000  
Integrator: HP RTE Compound Sublist: CLP4.sub  
Target Version: 4.03  
Processing Host: TARGET6

Concentration Formula: Amt \* DF \* Uf \* 5/Vo

Name	Value	Description
DF	1.000	Dilution Factor
Uf	1.000	ng unit correction factor
Vo	5.000	Sample Volume purged (mL)

Compounds	QUANT SIG MASS	RT	EXP RT	REL RT	RESPONSE	CONCENTRATIONS	
						ON-COLUMN ( ug/L)	FINAL ( ug/L)
3 Vinyl Chloride	62	2.177	2.210	(0.389)	29019	3.46523	3(a)
13 trans-1,2-Dichloroethene	96	4.276	4.277	(0.765)	11228	1.46063	1(a)
17 cis-1,2-Dichloroethene	96	5.330	5.342	(0.953)	178594	26.5501	27
* 18 Bromochloromethane	128	5.591	5.593	(1.000)	228167	50.0000	
\$ 23 1,2-Dichloroethane-d4	65	6.228	6.230	(1.114)	560831	48.2335	48
25 Benzene	78	6.291	6.292	(0.938)	113244	5.47723	5(a)
* 26 1,4-Difluorobenzene	114	6.709	6.710	(1.000)	1008396	50.0000	
27 Trichloroethene	130	7.011	7.013	(1.045)	113921	17.8586	18
\$ 33 Toluene-d8	98	8.452	8.454	(0.821)	912256	48.4270	48
37 Tetrachloroethene	164	9.215	9.226	(0.895)	437269	96.0426	96
* 42 Chlorobenzene-d5	117	10.301	10.312	(1.000)	723968	50.0000	
\$ 50 Bromofluorobenzene	95	11.794	11.795	(1.145)	365446	45.3283	45

SB  
5/3/05



Data File: \\AVOGADRO\ORGANICS\organic\voa\V2.i\050414.B\V2G7925.D  
Report Date: 03-May-2005 12:04

QC Flag Legend

a - Target compound detected but, quantitated amount  
Below Limit Of Quantitation(BLOQ).

Data File: \\AVOGADRO\ORGANICS\organic\voa\V2.i\050414.B\V2G7925.D  
Report Date: 03-May-2005 12:04

Mitkem Corporation

CLP OLM4.X - Water and Medium Soils  
Data file : \\AVOGADRO\ORGANICS\organic\voa\V2.i\050414.B\V2G7925.D  
Lab Smp Id: D0410-06A Client Smp ID: BR937952  
Inj Date : 14-APR-2005 14:06  
Operator : JC SRC: LIMS Inst ID: V2.i  
Smp Info : ,D0410-06A,,17666  
Misc Info :  
Comment :  
Method : \\AVOGADRO\ORGANICS\organic\voa\V2.i\050414.B\v2clp4S.m  
Meth Date : 03-May-2005 11:59 mtl Quant Type: ISTD  
Cal Date : 14-APR-2005 12:02 Cal File: V2G7922.D  
Als bottle: 5  
Dil Factor: 1.00000  
Integrator: HP RTE Compound Sublist: CLP4.sub  
Target Version: 4.03  
Processing Host: TARGET6

- NO TENTATIVELY IDENTIFIED COMPOUNDS -

Data File: \\AVOCADRO\ORGANICS\organic\voa\V2.1\050414.B\V2G7925.D

Date : 14-APR-2005 14:06

Client ID: BR937952

Instrument: V2.1

Sample Info: ,D0410-06A,,17666

Purge Volume: 5.0

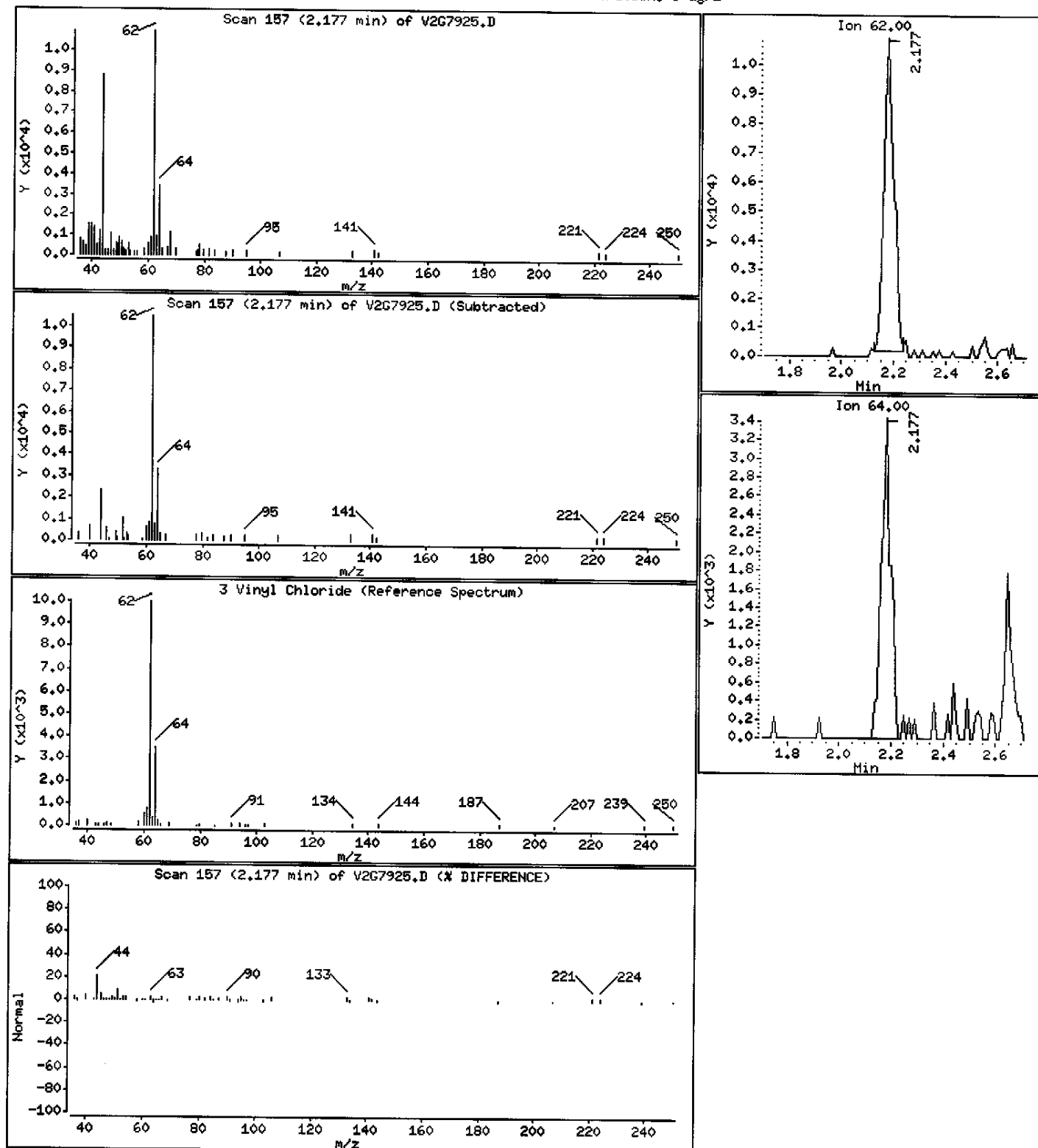
Operator: JC SRC: LIMS

Column phase: DB-624

Column diameter: 0.25

3 Vinyl Chloride

Concentration: 3 ug/L



Data File: \\AVOGADRO\ORGANICS\organic\voa\V2.i\050414.B\V2G7925.D

Date : 14-APR-2005 14:06

Client ID: BR937952

Instrument: V2.i

Sample Info: ,D0410-06A,,17666

Purge Volume: 5.0

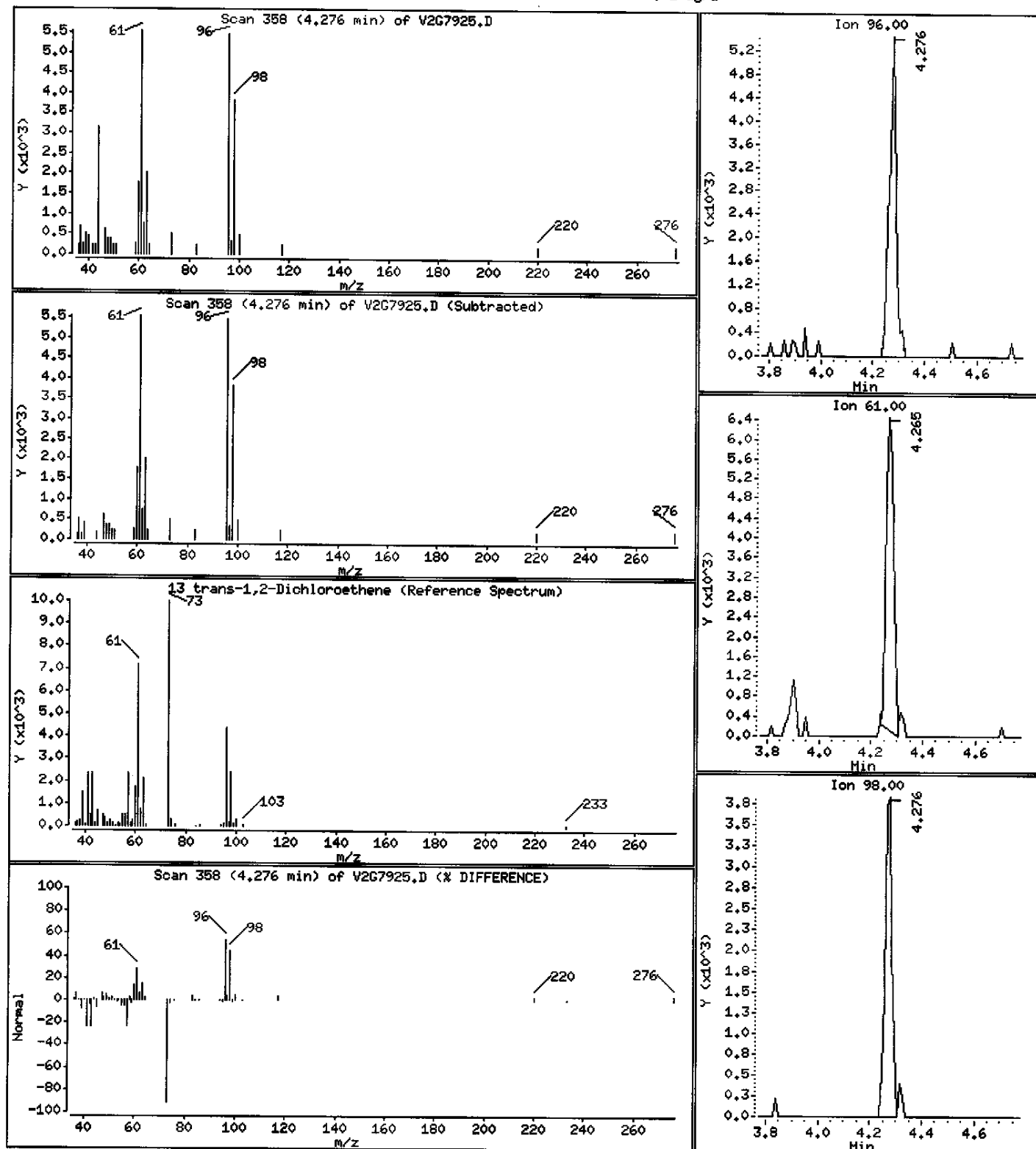
Operator: JC SRC: LIMS

Column phase: DB-624

Column diameter: 0.25

13 trans-1,2-Dichloroethene

Concentration: 1 ug/L



Data File: \\AVOGADRO\ORGANICS\organic\voa\V2.i\050414.B\V2G7925.D

Date : 14-APR-2005 14:06

Client ID: BR937952

Instrument: V2.i

Sample Info: ,D0410-06A,,17666

Purge Volume: 5.0

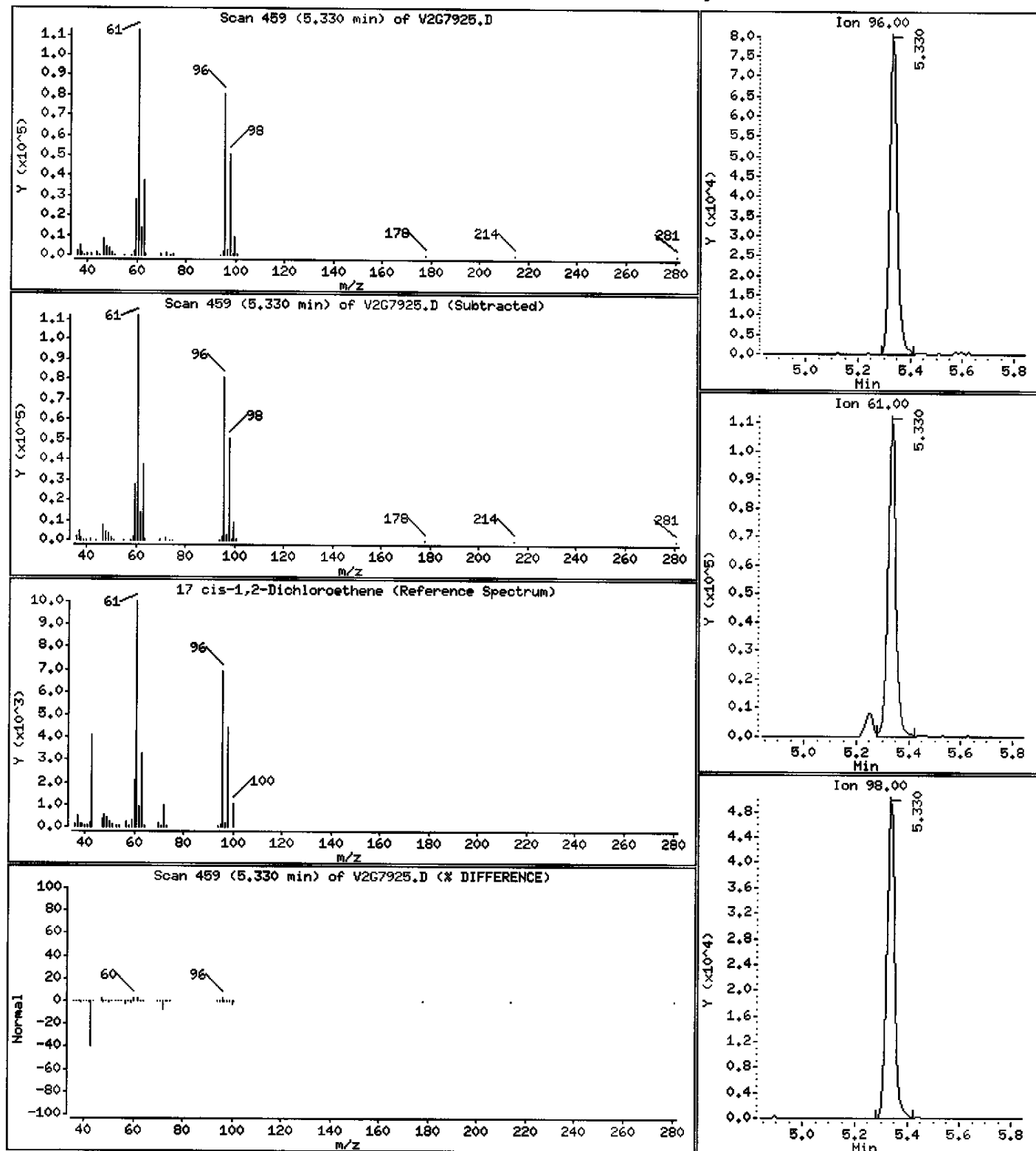
Operator: JC SRC: LIMS

Column phase: DB-624

Column diameter: 0.25

17 cis-1,2-Dichloroethene

Concentration: 27 ug/L



Data File: \\AVOGADRO\ORGANICS\organic\voa\V2.1\050414.B\V2G7925.D

Date : 14-APR-2005 14:06

Client ID: BR937952

Instrument: V2.1

Sample Info: ,D0410-06A,,17666

Purge Volume: 5.0

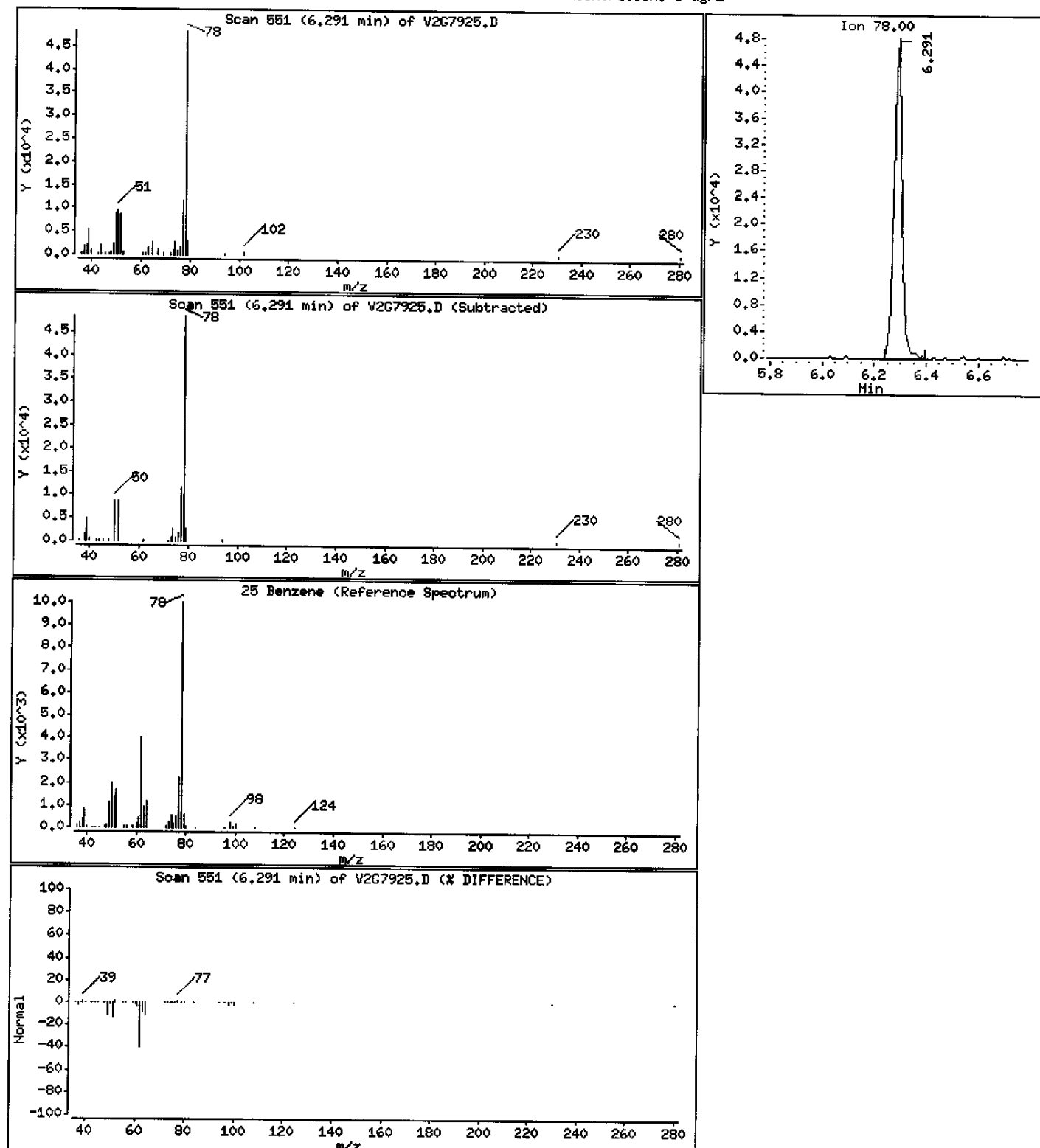
Operator: JC SRC: LIMS

Column phase: DB-624

Column diameter: 0.25

25 Benzene

Concentration: 5 ug/L



Data File: \\AVOGADRO\ORGANICS\organic\voa\V2.i\050414.B\V2G7925.D

Date : 14-APR-2005 14:06

Client ID: BR937952

Instrument: V2.i

Sample Info: ,D0410-06A,,17666

Purge Volume: 5.0

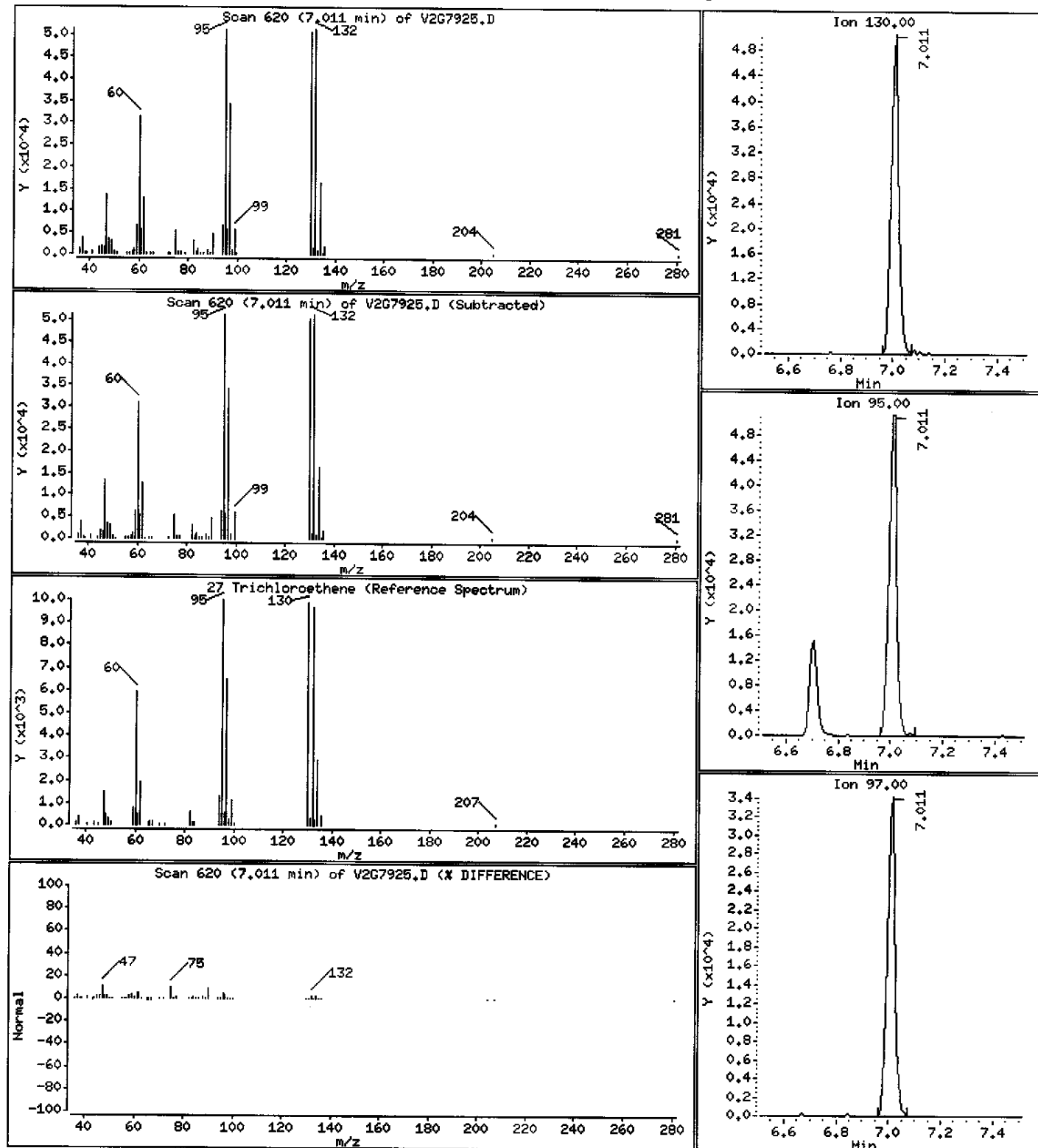
Operator: JC SRC: LIMS

Column phase: DB-624

Column diameter: 0.25

27 Trichloroethene

Concentration: 18 ug/L



Data File: \\AVOGADRO\ORGANICS\organic\voa\V2.i\050414.B\V2G7925.D

Date : 14-APR-2005 14:06

Client ID: BR937952

Instrument: V2.i

Sample Info: ,D0410-06A,,17666

Purge Volume: 5.0

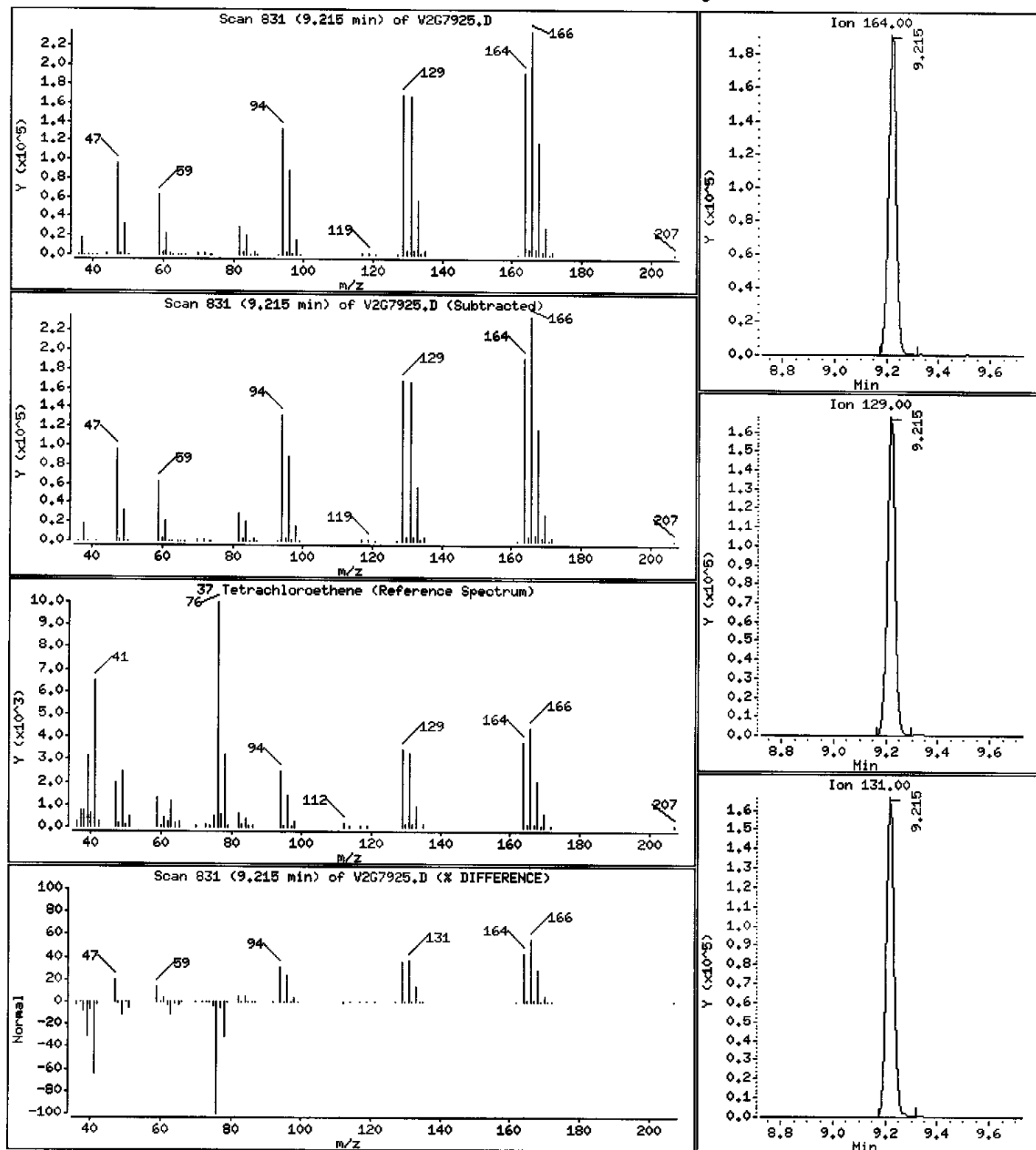
Operator: JC SRC: LIMS

Column phase: DB-624

Column diameter: 0.25

37 Tetrachloroethene

Concentration: 96 ug/L





1A  
VOLATILE ORGANICS ANALYSIS DATA SHEET

EPA SAMPLE NO.

TRIP-01

Lab Name: MITKEM CORPORATION Contract: \_\_\_\_\_

Lab Code: MITKEM Case No.: \_\_\_\_\_ SAS No.: \_\_\_\_\_ SDG No.: MD0410

Matrix: (soil/water) WATER Lab Sample ID: D0410-07A

Sample wt/vol: 5.000 (g/mL) ML Lab File ID: V2G7916

Level: (low/med) LOW Date Received: 04/08/05

% Moisture: not dec. \_\_\_\_\_ Date Analyzed: 04/13/05

GC Column: DB-624 ID: 0.25 (mm) Dilution Factor: 1.0

Soil Extract Volume: \_\_\_\_\_ (uL) Soil Aliquot Volume: \_\_\_\_\_ (uL)

CONCENTRATION UNITS:  
(ug/L or ug/Kg) UG/L Q

CAS NO.	COMPOUND		
75-71-8	Dichlorodifluoromethane	10	U
74-87-3	Chloromethane	10	U
75-01-4	Vinyl Chloride	10	U
74-83-9	Bromomethane	10	U
75-00-3	Chloroethane	10	U
75-69-4	Trichlorofluoromethane	10	U
75-35-4	1,1-Dichloroethene	10	U
76-13-1	1,1,2-Trichloro-1,2,2-trifluoroethane	10	U
67-64-1	Acetone	10	U
75-15-0	Carbon Disulfide	10	U
79-20-9	Methyl Acetate	10	U
75-09-2	Methylene Chloride	10	U
156-60-5	trans-1,2-Dichloroethene	10	U
1634-04-4	Methyl tert-Butyl Ether	10	U
75-34-3	1,1-Dichloroethane	10	U
156-59-2	cis-1,2-Dichloroethene	10	U
78-93-3	2-Butanone	10	U
67-66-3	Chloroform	10	U
71-55-6	1,1,1-Trichloroethane	10	U
110-82-7	Cyclohexane	10	U
56-23-5	Carbon Tetrachloride	10	U
71-43-2	Benzene	10	U
107-06-2	1,2-Dichloroethane	10	U

1B  
VOLATILE ORGANICS ANALYSIS DATA SHEET

EPA SAMPLE NO.

TRIP-01

Lab Name: MITKEM CORPORATION Contract: \_\_\_\_\_

Lab Code: MITKEM Case No.: \_\_\_\_\_ SAS No.: \_\_\_\_\_ SDG No.: MD0410

Matrix: (soil/water) WATER Lab Sample ID: D0410-07A

Sample wt/vol: 5.000 (g/mL) ML Lab File ID: V2G7916

Level: (low/med) LOW Date Received: 04/08/05

% Moisture: not dec. \_\_\_\_\_ Date Analyzed: 04/13/05

GC Column: DB-624 ID: 0.25 (mm) Dilution Factor: 1.0

Soil Extract Volume: \_\_\_\_\_ (uL) Soil Aliquot Volume: \_\_\_\_\_ (uL)

CONCENTRATION UNITS:  
(ug/L or ug/Kg) UG/L Q

CAS NO.	COMPOUND		
79-01-6	Trichloroethene	10	U
108-87-2	Methylcyclohexane	10	U
78-87-5	1,2-Dichloropropane	10	U
75-27-4	Bromodichloromethane	10	U
10061-01-5	cis-1,3-Dichloropropene	10	U
108-10-1	4-Methyl-2-Pentanone	10	U
108-88-3	Toluene	10	U
10061-02-6	trans-1,3-Dichloropropene	10	U
79-00-5	1,1,2-Trichloroethane	10	U
127-18-4	Tetrachloroethene	10	U
591-78-6	2-Hexanone	10	U
124-48-1	Dibromochloromethane	10	U
106-93-4	1,2-Dibromoethane	10	U
108-90-7	Chlorobenzene	10	U
100-41-4	Ethylbenzene	10	U
1330-20-7	Xylene (Total)	10	U
100-42-5	Styrene	10	U
75-25-2	Bromoform	10	U
98-82-8	Isopropylbenzene	10	U
79-34-5	1,1,2,2-Tetrachloroethane	10	U
541-73-1	1,3-Dichlorobenzene	10	U
106-46-7	1,4-Dichlorobenzene	10	U
95-50-1	1,2-Dichlorobenzene	10	U
96-12-8	1,2-Dibromo-3-chloropropane	10	U
120-82-1	1,2,4-Trichlorobenzene	10	U

1F  
VOLATILE ORGANICS ANALYSIS DATA SHEET  
TENTATIVELY IDENTIFIED COMPOUNDS

EPA SAMPLE NO.

TRIP-01

Lab Name: MITKEM CORPORATION Contract: \_\_\_\_\_

Lab Code: MITKEM Case No.: \_\_\_\_\_ SAS No.: \_\_\_\_\_ SDG No.: MD0410

Matrix: (soil/water) WATER Lab Sample ID: D0410-07A

Sample wt/vol: 5.000 (g/mL) ML Lab File ID: V2G7916

Level: (low/med) LOW Date Received: 04/08/05

% Moisture: not dec. \_\_\_\_\_ Date Analyzed: 04/13/05

GC Column: DB-624 ID: 0.25 (mm) Dilution Factor: 1.0

Soil Extract Volume: \_\_\_\_\_ (uL) Soil Aliquot Volume: \_\_\_\_\_ (uL)

Number TICs found: 0 CONCENTRATION UNITS:  
(ug/L or ug/Kg) ug/L

CAS NUMBER	COMPOUND NAME	RT	EST. CONC.	Q
=====	=====	=====	=====	=====
1.				
2.				
3.				
4.				
5.				
6.				
7.				
8.				
9.				
10.				
11.				
12.				
13.				
14.				
15.				
16.				
17.				
18.				
19.				
20.				
21.				
22.				
23.				
24.				
25.				
26.				
27.				
28.				
29.				
30.				

Data File: \\AVOCADRO\ORGANICS\voa\2.i\050413.B\207916.D

Date : 13-APR-2005 14:12

Client ID: TRIP-01

Sample Info: D0410-07A,,17654

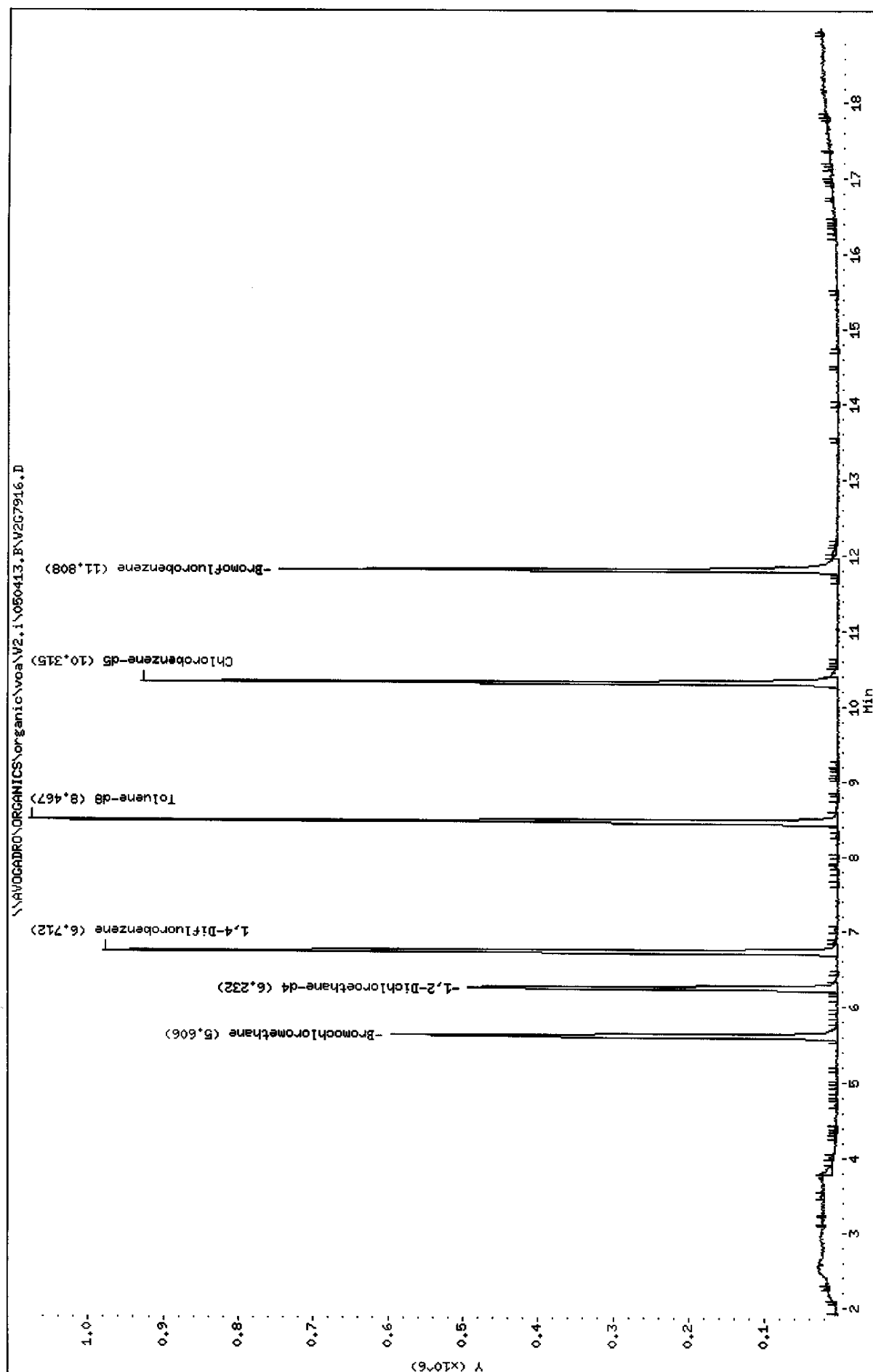
Purge Volume: 5.0

Column phase: DB-624

Instrument: V2.i

Operator: JC SRC: LIMS

Column diameter: 0.25



Data File: \\AVOGADRO\ORGANICS\organic\voa\V2.i\050413.B\V2G7916.D  
Report Date: 03-May-2005 11:48

Mitkem Corporation

CLP OLM4.X - Water and Medium Soils

Data file : \\AVOGADRO\ORGANICS\organic\voa\V2.i\050413.B\V2G7916.D  
Lab Smp Id: D0410-07A Client Smp ID: TRIP-01  
Inj Date : 13-APR-2005 14:12  
Operator : JC SRC: LIMS Inst ID: V2.i  
Smp Info : ,D0410-07A,,17654  
Misc Info :  
Comment :  
Method : \\AVOGADRO\ORGANICS\organic\voa\V2.i\050413.B\v2clp4S.m  
Meth Date : 03-May-2005 11:40 mtl Quant Type: ISTD  
Cal Date : 13-APR-2005 10:46 Cal File: V2G7911.D✓  
Als bottle: 6  
Dil Factor: 1.00000  
Integrator: HP RTE Compound Sublist: CLP4.sub  
Target Version: 4.03  
Processing Host: TARGET6

Concentration Formula: Amt \* DF \* Uf \* 5/Vo

Name	Value	Description
DF	1.000	Dilution Factor
Uf	1.000	ng unit correction factor
Vo	5.000	Sample Volume purged (mL)

Compounds	QUANT SIG MASS	RT	EXP RT	REL RT	RESPONSE	CONCENTRATIONS	
						ON-COLUMN ( ug/L)	FINAL ( ug/L)
* 18 Bromochloromethane	128	5.606	5.602	(1.000)	188337	50.0000	
\$ 23 1,2-Dichloroethane-d4	65	6.232	6.239	(1.112)	499055	48.9082	49
* 26 1,4-Difluorobenzene	114	6.712	6.719	(1.000)	863692	50.0000	
\$ 33 Toluene-d8	98	8.467	8.463	(0.821)	822498	48.8471	49
* 42 Chlorobenzene-d5	117	10.315	10.322	(1.000)	606736	50.0000	
\$ 50 Bromofluorobenzene	95	11.808	11.804	(1.145)	339093	50.1802	50

③  
5/3/05

Data File: \\AVOGADRO\ORGANICS\organic\voa\V2.i\050413.B\V2G7916.D  
Report Date: 03-May-2005 11:48

Mitkem Corporation

CLP OLM4.X - Water and Medium Soils

Data file : \\AVOGADRO\ORGANICS\organic\voa\V2.i\050413.B\V2G7916.D  
Lab Smp Id: D0410-07A Client Smp ID: TRIP-01  
Inj Date : 13-APR-2005 14:12  
Operator : JC SRC: LIMS Inst ID: V2.i  
Smp Info : ,D0410-07A,,17654  
Misc Info :  
Comment :  
Method : \\AVOGADRO\ORGANICS\organic\voa\V2.i\050413.B\v2clp4S.m  
Meth Date : 03-May-2005 11:40 mtl Quant Type: ISTD  
Cal Date : 13-APR-2005 10:46 Cal File: V2G7911.D  
Als bottle: 6  
Dil Factor: 1.00000  
Integrator: HP RTE Compound Sublist: CLP4.sub  
Target Version: 4.03  
Processing Host: TARGET6

- NO TENTATIVELY IDENTIFIED COMPOUNDS -

6A  
VOLATILE ORGANICS INITIAL CALIBRATION DATA

Lab Name: MITKEM CORPORATION Contract: \_\_\_\_\_  
 Lab Code: MITKEM Case No.: \_\_\_\_\_ SAS No.: \_\_\_\_\_ SDG No.: MD0410  
 Instrument ID: V2 Calibration Date(s): 04/12/05 04/12/05  
 Heated Purge: (Y/N) N Calibration Times: 1652 1836  
 GC Column: DB-624 ID: 0.25 (mm)

LAB FILE ID:		RRF10 =	V2G7902	RRF20 =	V2G7905		
RRF50 =		V2G7901	RRF100=	V2G7904	RRF200=	V2G7903	
COMPOUND		RRF10	RRF20	RRF50	RRF100	RRF200	% RSD
Dichlorodifluoromethane		2.173	2.271	2.393	2.446	2.522	5.9
Chloromethane		1.128	1.419	1.004	1.450	1.352	15.3
Vinyl Chloride	*	1.423	1.729	1.362	1.606	1.563	9.5*
Bromomethane	*	1.541	1.529	1.560	1.506	1.528	1.3*
Chloroethane		0.852	0.952	0.890	0.941	0.933	4.6
Trichlorofluoromethane		2.677	3.419	2.956	3.344	3.241	9.8
1,1-Dichloroethene	*	1.482	1.632	1.479	1.501	1.576	4.4*
1,1,2-Trichloro- 1,2,2-trifluoroethane		1.682	1.771	1.784	1.746	1.861	3.7
Acetone		0.996	1.144	1.065	1.073	1.159	6.1
Carbon Disulfide		3.929	4.610	4.143	4.370	4.608	6.9
Methyl Acetate		1.242	1.195	1.216	1.350	1.429	7.7
Methylene Chloride		1.861	1.896	1.829	1.846	1.969	2.9
trans-1,2-Dichloroethene		1.523	1.731	1.630	1.610	1.644	4.6
Methyl tert-Butyl Ether		4.571	4.925	5.373	5.127	5.444	7.0
1,1-Dichloroethane	*	2.518	2.962	2.775	2.824	2.934	6.3*
cis-1,2-Dichloroethene		1.348	1.603	1.612	1.599	1.666	8.0
2-Butanone		0.610	0.692	0.645	0.750	0.787	10.5
Chloroform	*	3.124	3.259	3.425	3.203	3.436	4.2*
1,1,1-Trichloroethane	*	0.599	0.631	0.637	0.639	0.641	2.8*
Cyclohexane		0.275	0.315	0.265	0.324	0.317	9.0
Carbon Tetrachloride	*	0.562	0.559	0.595	0.584	0.599	3.2*
Benzene	*	0.990	1.060	0.977	1.076	1.055	4.3*
1,2-Dichloroethane	*	3.078	3.200	3.418	3.241	3.588	6.0*
Trichloroethene	*	0.311	0.320	0.314	0.335	0.331	3.3*
Methylcyclohexane		0.244	0.246	0.244	0.282	0.281	7.7

\* Compounds with required minimum RRF and maximum %RSD values.  
 All other compounds must meet a minimum RRF of 0.010.

6B  
VOLATILE ORGANICS INITIAL CALIBRATION DATA

Lab Name: MITKEM CORPORATION Contract: \_\_\_\_\_  
 Lab Code: MITKEM Case No.: \_\_\_\_\_ SAS No.: \_\_\_\_\_ SDG No.: MD0410  
 Instrument ID: V2 Calibration Date(s): 04/12/05 04/12/05  
 Heated Purge: (Y/N) N Calibration Times: 1652 1836  
 GC Column: DB-624 ID: 0.25(mm)

LAB FILE ID:		RRF10 =	V2G7902	RRF20 =	V2G7905		
RRF50 =		V2G7901	RRF100=	V2G7904	RRF200=	V2G7903	
COMPOUND		RRF10	RRF20	RRF50	RRF100	RRF200	% RSD
1,2-Dichloropropane		0.242	0.265	0.235	0.270	0.273	0.257 6.8
Bromodichloromethane	*	0.493	0.481	0.520	0.529	0.539	0.512 4.8*
cis-1,3-Dichloropropene	*	0.377	0.428	0.433	0.471	0.486	0.439 9.7*
4-Methyl-2-Pentanone		0.275	0.276	0.303	0.352	0.374	0.316 14.2
Toluene	*	1.377	1.447	1.425	1.480	1.527	1.451 3.9*
trans-1,3-Dichloropropene	*	0.437	0.445	0.476	0.512	0.548	0.484 9.6*
1,1,2-Trichloroethane	*	0.265	0.264	0.279	0.298	0.307	0.283 6.9*
Tetrachloroethene	*	0.323	0.321	0.324	0.318	0.329	0.323 1.3*
2-Hexanone		0.056	0.090	0.093	0.201	0.225	0.133 56.4
Dibromochloromethane	*	0.342	0.364	0.409	0.419	0.442	0.395 10.4*
1,2-Dibromoethane		0.416	0.384	0.450	0.463	0.483	0.439 9.0
Chlorobenzene	*	0.929	0.967	0.997	0.976	1.026	0.979 3.7*
Ethylbenzene	*	0.409	0.433	0.462	0.489	0.501	0.459 8.3*
Xylene (Total)	*	0.477	0.551	0.576	0.616	0.615	0.567 10.2*
Styrene	*	0.576	0.708	0.761	0.818	0.874	0.747 15.3*
Bromoform	*	0.253	0.262	0.303	0.318	0.344	0.296 13.0*
Isopropylbenzene		1.069	1.251	1.348	1.394	1.481	1.309 12.1
1,1,2,2-Tetrachloroethane	*	0.394	0.416	0.430	0.475	0.495	0.442 9.5*
1,3-Dichlorobenzene	*	0.448	0.558	0.625	0.646	0.708	0.597 16.6*
1,4-Dichlorobenzene	*	0.509	0.627	0.680	0.726	0.780	0.664 15.6*
1,2-Dichlorobenzene	*	0.531	0.600	0.675	0.672	0.724	0.640 11.7*
1,2-Dibromo-3-chloropropane		0.073	0.066	0.098	0.103	0.113	0.091 21.9
1,2,4-Trichlorobenzene	*	0.236	0.264	0.337	0.356	0.395	0.318 20.7*
Toluene-d8		1.290	1.266	1.330	1.378	1.379	1.329 3.8
Bromofluorobenzene	*	0.447	0.461	0.551	0.599	0.633	0.538 15.3*
1,2-Dichloroethane-d4		2.659	2.482	2.939	2.812	2.986	2.776 7.5

\* Compounds with required minimum RRF and maximum %RSD values.  
 All other compounds must meet a minimum RRF of 0.010.



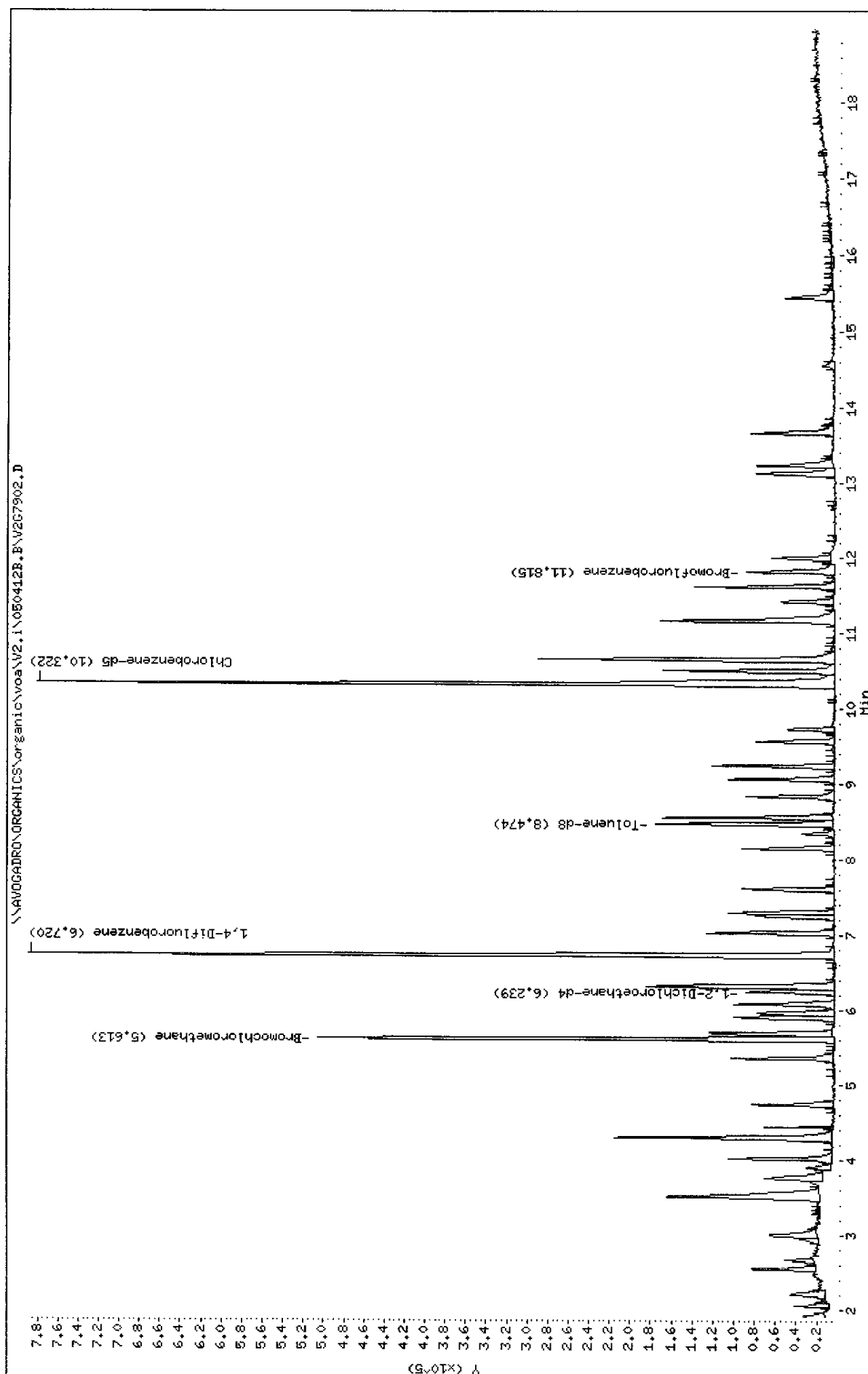
Data File: \\AVOCADRON\ORGANICS\voa\12.i\050412B.B\V2C7902.D  
Date : 12-APR-2005 17:18  
Client ID: VSTD0102P  
Sample Info: VSTD0102P,VSTD0102P  
Purge Volume: 5.0  
Column phase: DB-624

COPY

Original Documents Are Included in CSF

Signed: \_\_\_\_\_ Date: \_\_\_\_\_

Instrument: V2.i  
Operator: JC SRD: JC  
Column diameter: 0.25



Data File: V2G7902.D  
Report Date: 28-Apr-2005 15:25

Mitkem Corporation

CLP OLM4.X - Water and Medium Soils

Data file : \\AVOGADRO\ORGANICS\organic\voa\V2.i\050412B.B\V2G7902.D  
Lab Smp Id: VSTD0102P Client Smp ID: VSTD0102P  
Inj Date : 12-APR-2005 17:18  
Operator : JC SRC: JC Inst ID: V2.i  
Smp Info : ,VSTD0102P,VSTD0102P  
Misc Info : ,1  
Comment :  
Method : \\AVOGADRO\ORGANICS\organic\voa\V2.i\050412B.B\v2clp4S.m  
Meth Date : 28-Apr-2005 15:25 mtl Quant Type: ISTD  
Cal Date : 12-APR-2005 16:52 Cal File: V2G7901.D  
Als bottle: 2 Calibration Sample, Level: 1  
Dil Factor: 1.00000  
Integrator: HP RTE Compound Sublist: CLP4.sub  
Target Version: 4.03  
Processing Host: TARGET8

Concentration Formula: Amt \* DF \* Uf \* 5/Vo

Name	Value	Description
DF	1.000	Dilution Factor
Uf	1.000	ng unit correction factor
Vo	5.000	Sample Volume purged (mL)

Compounds	QUANT SIG MASS	RT	EXP RT	REL RT	RESPONSE	AMOUNTS	
						CAL-AMT ( ug/L)	ON-COL ( ug/L)
1 Dichlorodifluoromethane	85	1.906	1.910	(0.340)	71388	10.0000	9(a)
2 Chloromethane	50	2.042	2.056	(0.364)	37075	10.0000	9(a)
3 Vinyl Chloride	62	2.209	2.212	(0.394)	46746	10.0000	9(a)
4 Bromomethane	94	2.553	2.557	(0.455)	50624	10.0000	10
5 Chloroethane	64	2.658	2.661	(0.474)	28000	10.0000	9(a)
6 Trichlorofluoromethane	101	3.002	2.995	(0.535)	87974	10.0000	9(a)
7 1,1-Dichloroethene	96	3.503	3.507	(0.624)	48712	10.0000	10
8 1,1,2-Trichloro-1,2,2-trifluo	101	3.524	3.528	(0.628)	55272	10.0000	10
9 Acetone	43	3.566	3.570	(0.635)	32737	10.0000	9(a)
10 Carbon Disulfide	76	3.765	3.758	(0.671)	129120	10.0000	9(a)
11 Methyl Acetate	43	3.900	3.893	(0.695)	40805	10.0000	10
12 Methylene Chloride	84	4.015	4.008	(0.715)	61161	10.0000	10
13 trans-1,2-Dichloroethene	96	4.287	4.290	(0.764)	50046	10.0000	9(a)
14 Methyl tert-Butyl Ether	73	4.297	4.290	(0.766)	150198	10.0000	9(a)
15 1,1-Dichloroethane	63	4.736	4.739	(0.844)	82730	10.0000	9(a)
17 cis-1,2-Dichloroethene	96	5.352	5.355	(0.953)	44291	10.0000	9(a)

**COPY**

Original Documents Are Included in CSF \_\_\_\_\_

Signed: \_\_\_\_\_ Date: \_\_\_\_\_

Data File: V2G7902.D  
Report Date: 28-Apr-2005 15:25

Compounds	QUANT SIG					AMOUNTS	
	MASS	RT	EXP RT	REL RT	RESPONSE	CAL-AMT ( ug/L)	ON-COL ( ug/L)
	=====	====	==	=====	=====	=====	=====
16 2-Butanone	43	5.383	5.376	(0.959)	20044	10.0000	9 (a)
* 18 Bromochloromethane	128	5.613	5.616	(1.000)	164299	50.0000	
19 Chloroform	83	5.696	5.689	(1.015)	102650	10.0000	9 (a)
20 1,1,1-Trichloroethane	97	5.895	5.898	(0.877)	85274	10.0000	10
21 Cyclohexane	56	5.957	5.961	(0.887)	39092	10.0000	9 (a)
22 Carbon Tetrachloride	117	6.072	6.076	(0.904)	79963	10.0000	10
\$ 23 1,2-Dichloroethane-d4	65	6.239	6.243	(1.112)	87386	10.0000	10
25 Benzene	78	6.312	6.305	(0.939)	140915	10.0000	10
24 1,2-Dichloroethane	62	6.323	6.326	(1.127)	101128	10.0000	9 (a)
* 26 1,4-Difluorobenzene	114	6.720	6.723	(1.000)	711675	50.0000	
27 Trichloroethene	130	7.022	7.026	(1.045)	44203	10.0000	10
28 Methylcyclohexane	83	7.242	7.245	(1.078)	34760	10.0000	9 (a)
29 1,2-Dichloropropane	63	7.294	7.287	(1.085)	34436	10.0000	9 (a)
30 Bromodichloromethane	83	7.607	7.611	(1.132)	70161	10.0000	10
31 cis-1,3-Dichloropropene	75	8.140	8.143	(1.211)	53692	10.0000	9 (a)
32 4-Methyl-2-Pentanone	43	8.338	8.342	(0.808)	28667	10.0000	9 (a)
\$ 33 Toluene-d8	98	8.474	8.477	(0.821)	134585	10.0000	10
34 Toluene	91	8.547	8.561	(0.828)	143617	10.0000	9 (a)
35 trans-1,3-Dichloropropene	75	8.829	8.832	(1.314)	62261	10.0000	9 (a)
36 1,1,2-Trichloroethane	97	9.059	9.062	(1.348)	37681	10.0000	9 (a)
37 Tetrachloroethene	164	9.236	9.240	(0.895)	33700	10.0000	10
38 2-Hexanone	43	9.508	9.417	(0.921)	5824	10.0000	4 (aH)
39 Dibromochloromethane	129	9.570	9.574	(1.424)	48620	10.0000	9 (a)
40 1,2-Dibromoethane	107	9.727	9.730	(0.942)	43380	10.0000	9 (a)
* 42 Chlorobenzene-d5	117	10.322	10.326	(1.000)	521657	50.0000	
43 Chlorobenzene	112	10.364	10.367	(1.004)	96910	10.0000	9 (a)
44 Ethylbenzene	106	10.499	10.503	(1.017)	42637	10.0000	9 (a)
45 m,p-Xylene	106	10.646	10.649	(1.031)	107086	20.0000	18
46 o-Xylene	106	11.157	11.161	(1.081)	49717	10.0000	8 (a)
47 Styrene	104	11.178	11.182	(1.083)	60061	10.0000	8 (a)
48 Bromoform	173	11.418	11.422	(1.699)	35945	10.0000	9 (a)
49 Isopropylbenzene	105	11.617	11.620	(1.125)	111483	10.0000	8 (a)
M 41 Xylene (Total)	106				156803	10.0000	27
\$ 50 Bromofluorobenzene	95	11.815	11.819	(1.145)	46679	10.0000	8 (a)
51 1,1,2,2-Tetrachloroethane	83	12.003	11.996	(1.163)	41084	10.0000	9 (a)
52 1,3-Dichlorobenzene	146	13.131	13.124	(1.272)	46765	10.0000	8 (a)
53 1,4-Dichlorobenzene	146	13.225	13.228	(1.281)	53109	10.0000	8 (a)
54 1,2-Dichlorobenzene	146	13.663	13.656	(1.324)	55425	10.0000	8 (a)
55 1,2-Dibromo-3-chloropropane	75	14.551	14.544	(1.410)	7660	10.0000	8 (a)
56 1,2,4-Trichlorobenzene	180	15.459	15.442	(1.498)	24622	10.0000	7 (a)

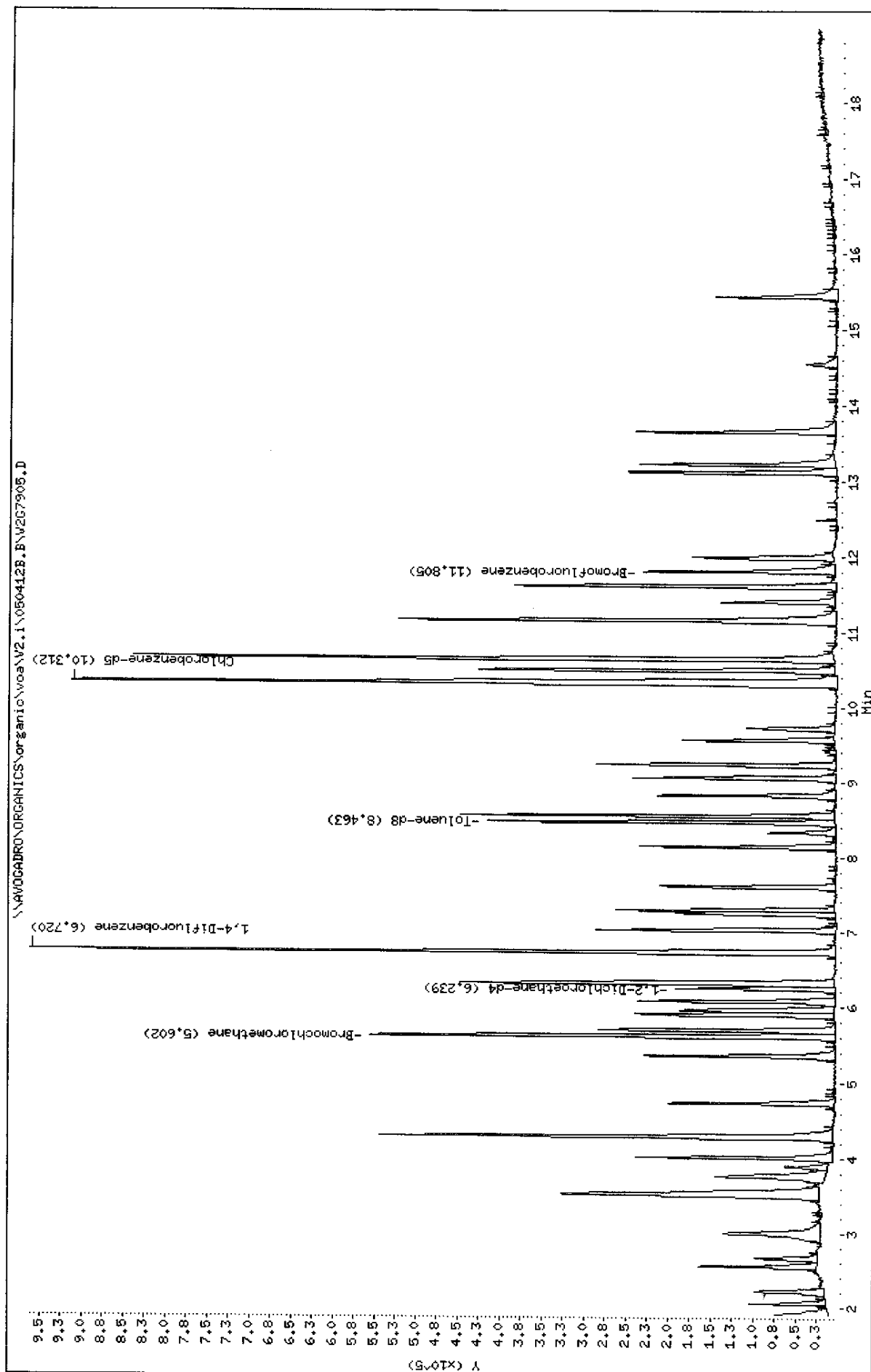
#### QC Flag Legend

- a - Target compound detected but, quantitated amount  
Below Limit Of Quantitation(BLOQ).
- H - Operator selected an alternate compound hit.

YD  
4/28/05

Data File: \\AVOCADRO\ORGANICS\organo\voa\2.i\050412B.B\207905.D  
Date : 12-APR-2005 18:36  
Client ID: VSTD0202P  
Sample Info: ,VSTD0202P,VSTD0202P  
Purge Volume: 5.0  
Column phase: DB-624

Instrument: V2.i  
Operator: JC SRC: JC  
Column diameter: 0.25



Data File: V2G7905.D  
Report Date: 28-Apr-2005 15:12

Mitkem Corporation

CLP OLM4.X - Water and Medium Soils

Data file : \\AVOGADRO\ORGANICS\organic\voa\V2.i\050412B.B\V2G7905.D  
Lab Smp Id: VSTD0202P Client Smp ID: VSTD0202P  
Inj Date : 12-APR-2005 18:36  
Operator : JC SRC: JC Inst ID: V2.i  
Smp Info : ,VSTD0202P,VSTD0202P  
Misc Info : ,1  
Comment :  
Method : \\AVOGADRO\ORGANICS\organic\voa\V2.i\050412B.B\v2clp4S.m  
Meth Date : 13-Apr-2005 09:54 mtl Quant Type: ISTD  
Cal Date : 12-APR-2005 16:52 Cal File: V2G7901.D  
Als bottle: 5 Calibration Sample, Level: 2  
Dil Factor: 1.00000  
Integrator: HP RTE Compound Sublist: CLP4.sub  
Target Version: 4.03  
Processing Host: TARGET8

Concentration Formula: Amt \* DF \* Uf \* 5/Vo

Name	Value	Description
DF	1.000	Dilution Factor
Uf	1.000	ng unit correction factor
Vo	5.000	Sample Volume purged (mL)

Compounds	QUANT SIG MASS	RT	EXP RT	REL RT	RESPONSE	AMOUNTS	
						CAL-AMT ( ug/L)	ON-COL ( ug/L)
1 Dichlorodifluoromethane	85	1.896	1.910	(0.338)	165623	20.0000	19
2 Chloromethane	50	2.042	2.056	(0.364)	103478	20.0000	22
3 Vinyl Chloride	62	2.209	2.212	(0.394)	126056	20.0000	22
4 Bromomethane	94	2.554	2.557	(0.455)	111507	20.0000	20
5 Chloroethane	64	2.658	2.661	(0.474)	69403	20.0000	21
6 Trichlorofluoromethane	101	2.992	2.995	(0.533)	249310	20.0000	22
7 1,1-Dichloroethene	96	3.504	3.507	(0.624)	118984	20.0000	21
8 1,1,2-Trichloro-1,2,2-trifluo	101	3.535	3.528	(0.630)	129128	20.0000	20
9 Acetone	43	3.556	3.570	(0.634)	83451	20.0000	21
10 Carbon Disulfide	76	3.754	3.758	(0.669)	336146	20.0000	21
11 Methyl Acetate	43	3.890	3.893	(0.693)	87133	20.0000	19
12 Methylene Chloride	84	4.005	4.008	(0.714)	138250	20.0000	20
13 trans-1,2-Dichloroethene	96	4.287	4.290	(0.764)	126207	20.0000	21
14 Methyl tert-Butyl Ether	73	4.287	4.290	(0.764)	359146	20.0000	19
15 1,1-Dichloroethane	63	4.725	4.739	(0.842)	215983	20.0000	21
17 cis-1,2-Dichloroethene	96	5.352	5.355	(0.953)	116888	20.0000	20

Data File: V2G7905.D  
Report Date: 28-Apr-2005 15:12

						AMOUNTS	
		QUANT SIG					
Compounds	MASS	RT	EXP RT	REL RT	RESPONSE	CAL-AMT ( ug/L)	ON-COL ( ug/L)
=====	=====	==	=====	=====	=====	=====	=====
16 2-Butanone	43	5.373	5.376	(0.957)	50454	20.0000	20
* 18 Bromochloromethane	128	5.613	5.616	(1.000)	182307	50.0000	
19 Chloroform	83	5.686	5.689	(1.013)	237620	20.0000	20
20 1,1,1-Trichloroethane	97	5.895	5.898	(0.877)	209717	20.0000	20
21 Cyclohexane	56	5.947	5.961	(0.885)	104778	20.0000	21
22 Carbon Tetrachloride	117	6.072	6.076	(0.904)	185807	20.0000	19
\$ 23 1,2-Dichloroethane-d4	65	6.239	6.243	(1.112)	180973	20.0000	18
25 Benzene	78	6.302	6.305	(0.938)	352333	20.0000	21
24 1,2-Dichloroethane	62	6.323	6.326	(1.127)	233376	20.0000	19
* 26 1,4-Difluorobenzene	114	6.720	6.723	(1.000)	831117	50.0000	
27 Trichloroethene	130	7.023	7.026	(1.045)	106256	20.0000	20
28 Methylcyclohexane	83	7.242	7.245	(1.078)	81937	20.0000	19
29 1,2-Dichloropropane	63	7.284	7.287	(1.084)	87985	20.0000	21
30 Bromodichloromethane	83	7.607	7.611	(1.132)	159915	20.0000	19
31 cis-1,3-Dichloropropene	75	8.140	8.143	(1.211)	142327	20.0000	20
32 4-Methyl-2-Pentanone	43	8.338	8.342	(0.808)	70419	20.0000	17
\$ 33 Toluene-d8	98	8.463	8.477	(0.820)	322744	20.0000	19
34 Toluene	91	8.547	8.561	(0.828)	368691	20.0000	20
35 trans-1,3-Dichloropropene	75	8.819	8.832	(1.312)	148038	20.0000	18
36 1,1,2-Trichloroethane	97	9.059	9.062	(1.348)	87689	20.0000	19
37 Tetrachloroethene	164	9.236	9.240	(0.895)	81746	20.0000	20
38 2-Hexanone	43	9.414	9.417	(0.912)	22895	20.0000	13
39 Dibromochloromethane	129	9.560	9.574	(1.423)	121175	20.0000	18
40 1,2-Dibromoethane	107	9.727	9.730	(0.942)	97872	20.0000	17
* 42 Chlorobenzene-d5	117	10.322	10.326	(1.000)	637201	50.0000	
43 Chlorobenzene	112	10.353	10.367	(1.003)	246496	20.0000	20
44 Ethylbenzene	106	10.489	10.503	(1.016)	110437	20.0000	19
45 m,p-Xylene	106	10.646	10.649	(1.031)	285943	40.0000	39
46 o-Xylene	106	11.157	11.161	(1.081)	140320	20.0000	19
47 Styrene	104	11.178	11.182	(1.083)	180346	20.0000	19
48 Bromoform	173	11.408	11.422	(1.698)	87186	20.0000	18
49 Isopropylbenzene	105	11.617	11.620	(1.125)	318808	20.0000	19
M 41 Xylene (Total)	106				426264	20.0000	59
\$ 50 Bromofluorobenzene	95	11.805	11.819	(1.144)	117608	20.0000	17
51 1,1,2,2-Tetrachloroethane	83	11.993	11.996	(1.162)	105966	20.0000	19
52 1,3-Dichlorobenzene	146	13.121	13.124	(1.271)	142152	20.0000	19
53 1,4-Dichlorobenzene	146	13.214	13.228	(1.280)	159924	20.0000	19
54 1,2-Dichlorobenzene	146	13.653	13.656	(1.323)	153001	20.0000	19
55 1,2-Dibromo-3-chloropropane	75	14.541	14.544	(1.409)	16908	20.0000	15
56 1,2,4-Trichlorobenzene	180	15.439	15.442	(1.496)	67184	20.0000	17

Yp  
4/28/05

Data File: \\AVOCADRO\ORGANICS\organic\woa\W2.i\050412B.B\W207901.D

Date : 12-APR-2005 16:52

Client ID: VSTD0502P

Sample Info: ,VSTD0502P,VSTD0502P

Purge Volume: 5.0


Column phase: DB-624

Instrument: V2.i

Operator: JC SRC: JC

Column diameter: 0.25

\\AVOCADRO\ORGANICS\organic\woa\W2.i\050412B.B\W207901.D



Data File: V2G7901.D  
Report Date: 28-Apr-2005 15:12

Mitkem Corporation

CLP OLM4.X - Water and Medium Soils

Data file : \\AVOGADRO\ORGANICS\organic\voa\V2.i\050412B.B\V2G7901.D  
Lab Smp Id: VSTD0502P Client Smp ID: VSTD0502P  
Inj Date : 12-APR-2005 16:52  
Operator : JC SRC: JC Inst ID: V2.i  
Smp Info : ,VSTD0502P,VSTD0502P  
Misc Info : ,2  
Comment :  
Method : \\AVOGADRO\ORGANICS\organic\voa\V2.i\050412B.B\v2clp4S.m  
Meth Date : 13-Apr-2005 09:54 mtl Quant Type: ISTD  
Cal Date : 12-APR-2005 16:52 Cal File: V2G7901.D  
Als bottle: 1 Calibration Sample, Level: 3  
Dil Factor: 1.00000  
Integrator: HP RTE Compound Sublist: CLP4.sub  
Target Version: 4.03  
Processing Host: TARGET8

Concentration Formula: Amt \* DF \* Uf \* 5/Vo

Name	Value	Description
DF	1.000	Dilution Factor
Uf	1.000	ng unit correction factor
Vo	5.000	Sample Volume purged (mL)

Compounds	QUANT SIG MASS	RT	EXP RT	REL RT	RESPONSE	AMOUNTS	
						CAL-AMT ( ug/L)	ON-COL ( ug/L)
1 Dichlorodifluoromethane	85	1.910	1.910	(0.340)	372915	50.0000	50
2 Chloromethane	50	2.056	2.056	(0.366)	156485	50.0000	50
3 Vinyl Chloride	62	2.212	2.212	(0.394)	212247	50.0000	50
4 Bromomethane	94	2.557	2.557	(0.455)	243082	50.0000	50
5 Chloroethane	64	2.661	2.661	(0.474)	138641	50.0000	50
6 Trichlorofluoromethane	101	2.995	2.995	(0.533)	460537	50.0000	50
7 1,1-Dichloroethene	96	3.507	3.507	(0.624)	230494	50.0000	50
8 1,1,2-Trichloro-1,2,2-trifluo	101	3.528	3.528	(0.628)	277949	50.0000	50
9 Acetone	43	3.570	3.570	(0.636)	166027	50.0000	50
10 Carbon Disulfide	76	3.758	3.758	(0.669)	645537	50.0000	50
11 Methyl Acetate	43	3.893	3.893	(0.693)	189498	50.0000	50
12 Methylene Chloride	84	4.008	4.008	(0.714)	285046	50.0000	50
13 trans-1,2-Dichloroethene	96	4.290	4.290	(0.764)	254005	50.0000	50
14 Methyl tert-Butyl Ether	73	4.290	4.290	(0.764)	837245	50.0000	50
15 1,1-Dichloroethane	63	4.739	4.739	(0.844)	432479	50.0000	50
17 cis-1,2-Dichloroethene	96	5.355	5.355	(0.954)	251219	50.0000	50



Data File: V2G7901.D  
Report Date: 28-Apr-2005 15:12

						AMOUNTS		
		QUANT SIG						
Compounds		MASS	RT	EXP RT	REL RT	RESPONSE	CAL-AMT ( ug/L)	ON-COL ( ug/L)
=====		====	==	=====	=====	=====	=====	=====
	16 2-Butanone	43	5.376	5.376	(0.957)	100491	50.0000	50
*	18 Bromochloromethane	128	5.616	5.616	(1.000)	155821	50.0000	
	19 Chloroform	83	5.689	5.689	(1.013)	533693	50.0000	50
	20 1,1,1-Trichloroethane	97	5.898	5.898	(0.877)	453948	50.0000	50
	21 Cyclohexane	56	5.961	5.961	(0.887)	188782	50.0000	50
	22 Carbon Tetrachloride	117	6.076	6.076	(0.904)	423777	50.0000	50
\$	23 1,2-Dichloroethane-d4	65	6.243	6.243	(1.112)	457891	50.0000	50
	25 Benzene	78	6.305	6.305	(0.938)	696074	50.0000	50
	24 1,2-Dichloroethane	62	6.326	6.326	(1.126)	532581	50.0000	50
*	26 1,4-Difluorobenzene	114	6.723	6.723	(1.000)	712212	50.0000	
	27 Trichloroethene	130	7.026	7.026	(1.045)	223934	50.0000	50
	28 Methylcyclohexane	83	7.245	7.245	(1.078)	173514	50.0000	50
	29 1,2-Dichloropropane	63	7.287	7.287	(1.084)	167439	50.0000	50
	30 Bromodichloromethane	83	7.611	7.611	(1.132)	370084	50.0000	50
	31 cis-1,3-Dichloropropene	75	8.143	8.143	(1.211)	308269	50.0000	50
	32 4-Methyl-2-Pentanone	43	8.342	8.342	(0.808)	160375	50.0000	50
\$	33 Toluene-d8	98	8.477	8.477	(0.821)	705017	50.0000	50
	34 Toluene	91	8.561	8.561	(0.829)	755456	50.0000	50
	35 trans-1,3-Dichloropropene	75	8.832	8.832	(1.314)	339112	50.0000	50
	36 1,1,2-Trichloroethane	97	9.062	9.062	(1.348)	198474	50.0000	50
	37 Tetrachloroethene	164	9.240	9.240	(0.895)	171661	50.0000	50
	38 2-Hexanone	43	9.417	9.417	(0.912)	49545	50.0000	50
	39 Dibromochloromethane	129	9.574	9.574	(1.424)	291021	50.0000	50
	40 1,2-Dibromoethane	107	9.730	9.730	(0.942)	238528	50.0000	50
*	42 Chlorobenzene-d5	117	10.326	10.326	(1.000)	530106	50.0000	
	43 Chlorobenzene	112	10.367	10.367	(1.004)	528380	50.0000	50
	44 Ethylbenzene	106	10.503	10.503	(1.017)	244779	50.0000	50
	45 m,p-Xylene	106	10.649	10.649	(1.031)	604213	100.000	100
	46 o-Xylene	106	11.161	11.161	(1.081)	305436	50.0000	50
	47 Styrene	104	11.182	11.182	(1.083)	403445	50.0000	50
	48 Bromoform	173	11.422	11.422	(1.699)	215475	50.0000	50
	49 Isopropylbenzene	105	11.620	11.620	(1.125)	714747	50.0000	50
M	41 Xylene (Total)	106				909649	50.0000	150
\$	50 Bromofluorobenzene	95	11.819	11.819	(1.145)	292343	50.0000	50
	51 1,1,2,2-Tetrachloroethane	83	11.996	11.996	(1.162)	227874	50.0000	50
	52 1,3-Dichlorobenzene	146	13.124	13.124	(1.271)	331376	50.0000	50
	53 1,4-Dichlorobenzene	146	13.228	13.228	(1.281)	360527	50.0000	50
	54 1,2-Dichlorobenzene	146	13.656	13.656	(1.323)	357810	50.0000	50
	55 1,2-Dibromo-3-chloropropane	75	14.544	14.544	(1.409)	51946	50.0000	50
	56 1,2,4-Trichlorobenzene	180	15.442	15.442	(1.496)	178465	50.0000	50

YD  
4/28/05

Data File: \\AVOCADRO\ORGANICS\organic\voa\V2.i\050412B.BV207904.D

Date : 12-APR-2005 18:10

Client ID: VSTD1002P

Sample Info: VSTD1002P,VSTD1002P

Purge Volume: 5.0


Column phase: DB-624

Instrument: V2.i

Operator: JC SRC: JC

Column diameter: 0.25

\\AVOCADRO\ORGANICS\organic\voa\V2.i\050412B.BV207904.D



Data File: V2G7904.D  
Report Date: 28-Apr-2005 15:12

Mitkem Corporation

CLP OLM4.X - Water and Medium Soils

Data file : \\AVOGADRO\ORGANICS\organic\voa\V2.i\050412B.B\V2G7904.D  
Lab Smp Id: VSTD1002P Client Smp ID: VSTD1002P  
Inj Date : 12-APR-2005 18:10  
Operator : JC SRC: JC Inst ID: V2.i  
Smp Info : ,VSTD1002P,VSTD1002P  
Misc Info : ,1  
Comment :  
Method : \\AVOGADRO\ORGANICS\organic\voa\V2.i\050412B.B\v2clp4S.m  
Meth Date : 13-Apr-2005 09:54 mtl Quant Type: ISTD  
Cal Date : 12-APR-2005 16:52 Cal File: V2G7901.D  
Als bottle: 4 Calibration Sample, Level: 4  
Dil Factor: 1.00000  
Integrator: HP RTE Compound Sublist: CLP4.sub  
Target Version: 4.03  
Processing Host: TARGET8

Concentration Formula: Amt \* DF \* Uf \* 5/Vo

Name	Value	Description
DF	1.000	Dilution Factor
Uf	1.000	ng unit correction factor
Vo	5.000	Sample Volume purged (mL)

Compounds	QUANT SIG					AMOUNTS	
	MASS	RT	EXP RT	REL RT	RESPONSE	CAL-AMT ( ug/L)	ON-COL ( ug/L)
1 Dichlorodifluoromethane	85	1.896	1.910 (0.338)		831375	100.000	100
2 Chloromethane	50	2.063	2.056 (0.368)		492666	100.000	120
3 Vinyl Chloride	62	2.220	2.212 (0.396)		545849	100.000	110
4 Bromomethane	94	2.554	2.557 (0.456)		511783	100.000	98
5 Chloroethane	64	2.658	2.661 (0.474)		319861	100.000	100
6 Trichlorofluoromethane	101	2.992	2.995 (0.534)		1136443	100.000	110
7 1,1-Dichloroethene	96	3.514	3.507 (0.627)		510019	100.000	99
8 1,1,2-Trichloro-1,2,2-trifluo	101	3.525	3.528 (0.629)		593232	100.000	99
9 Acetone	43	3.556	3.570 (0.635)		364665	100.000	100
10 Carbon Disulfide	76	3.765	3.758 (0.672)		1484962	100.000	100
11 Methyl Acetate	43	3.890	3.893 (0.694)		458952	100.000	100
12 Methylene Chloride	84	4.005	4.008 (0.715)		627506	100.000	98
13 trans-1,2-Dichloroethene	96	4.287	4.290 (0.765)		547208	100.000	100
14 Methyl tert-Butyl Ether	73	4.287	4.290 (0.765)		1742245	100.000	100
15 1,1-Dichloroethane	63	4.726	4.739 (0.843)		959873	100.000	100
17 cis-1,2-Dichloroethene	96	5.342	5.355 (0.953)		543495	100.000	100

Data File: V2G7904.D  
Report Date: 28-Apr-2005 15:12

						AMOUNTS	
QUANT SIG						CAL-AMT	ON-COL
Compounds	MASS	RT	EXP RT	REL RT	RESPONSE	( ug/L)	( ug/L)
=====	====	==	=====	=====	=====	=====	=====
16 2-Butanone	43	5.373	5.376	(0.959)	255042	100.000	110
* 18 Bromochloromethane	128	5.603	5.616	(1.000)	169920	50.0000	
19 Chloroform	83	5.686	5.689	(1.015)	1088545	100.000	97
20 1,1,1-Trichloroethane	97	5.895	5.898	(0.877)	938503	100.000	100
21 Cyclohexane	56	5.947	5.961	(0.885)	475526	100.000	110
22 Carbon Tetrachloride	117	6.073	6.076	(0.904)	858178	100.000	100
\$ 23 1,2-Dichloroethane-d4	65	6.240	6.243	(1.114)	955743	100.000	99
25 Benzene	78	6.302	6.305	(0.938)	1580087	100.000	100
24 1,2-Dichloroethane	62	6.323	6.326	(1.129)	1101568	100.000	97
* 26 1,4-Difluorobenzene	114	6.720	6.723	(1.000)	734575	50.0000	
27 Trichloroethene	130	7.023	7.026	(1.045)	492046	100.000	100
28 Methylcyclohexane	83	7.242	7.245	(1.078)	413923	100.000	110
29 1,2-Dichloropropane	63	7.284	7.287	(1.084)	397235	100.000	110
30 Bromodichloromethane	83	7.608	7.611	(1.132)	777185	100.000	100
31 cis-1,3-Dichloropropene	75	8.140	8.143	(1.211)	692311	100.000	110
32 4-Methyl-2-Pentanone	43	8.328	8.342	(0.808)	407305	100.000	110
\$ 33 Toluene-d8	98	8.464	8.477	(0.821)	1596284	100.000	100
34 Toluene	91	8.547	8.561	(0.829)	1715227	100.000	100
35 trans-1,3-Dichloropropene	75	8.819	8.832	(1.312)	751640	100.000	100
36 1,1,2-Trichloroethane	97	9.059	9.062	(1.348)	438417	100.000	100
37 Tetrachloroethene	164	9.236	9.240	(0.896)	368009	100.000	98
38 2-Hexanone	43	9.383	9.417	(0.910)	233279	100.000	150
39 Dibromochloromethane	129	9.560	9.574	(1.423)	615926	100.000	100
40 1,2-Dibromoethane	107	9.717	9.730	(0.942)	536764	100.000	100
* 42 Chlorobenzene-d5	117	10.312	10.326	(1.000)	579273	50.0000	
43 Chlorobenzene	112	10.354	10.367	(1.004)	1131075	100.000	99
44 Ethylbenzene	106	10.490	10.503	(1.017)	566594	100.000	110
45 m,p-Xylene	106	10.646	10.649	(1.032)	1391790	200.000	210
46 o-Xylene	106	11.147	11.161	(1.081)	713882	100.000	110
47 Styrene	104	11.168	11.182	(1.083)	947664	100.000	110
48 Bromoform	173	11.408	11.422	(1.698)	466589	100.000	100
49 Isopropylbenzene	105	11.617	11.620	(1.127)	1615373	100.000	110
M 41 Xylene (Total)	106				2105673	100.000	320
\$ 50 Bromofluorobenzene	95	11.805	11.819	(1.145)	693739	100.000	110
51 1,1,2,2-Tetrachloroethane	83	11.993	11.996	(1.163)	550777	100.000	110
52 1,3-Dichlorobenzene	146	13.110	13.124	(1.271)	748083	100.000	110
53 1,4-Dichlorobenzene	146	13.215	13.228	(1.281)	841405	100.000	110
54 1,2-Dichlorobenzene	146	13.653	13.656	(1.324)	778086	100.000	100
55 1,2-Dibromo-3-chloropropane	75	14.530	14.544	(1.409)	118969	100.000	110
56 1,2,4-Trichlorobenzene	180	15.439	15.442	(1.497)	412320	100.000	110

VP  
4/28/05

Data File: \\AVOCADRO\ORGANICS\organic\voa\2.i\050412B.B\267903.D

Date : 12-APR-2005 17:44

Client ID: VSTD2002P

Sample Info: ,VSTD2002P,VSTD2002P

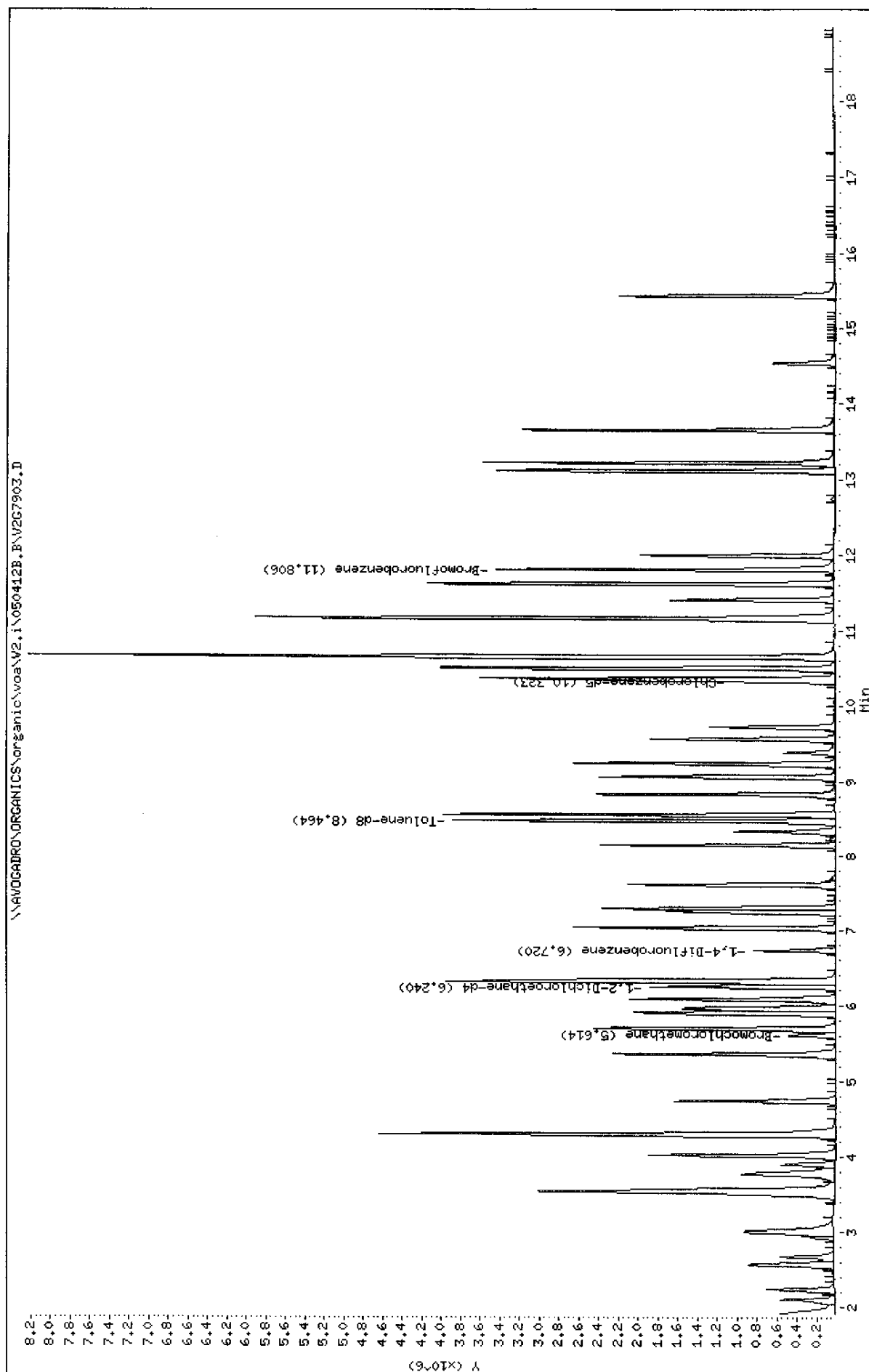
Purge Volume: 5.0

Column phase: DB-624

Instrument: V2.i

Operator: JC SRC: JC

Column diameter: 0.25



Data File: V2G7903.D  
Report Date: 28-Apr-2005 15:12

Mitkem Corporation

CLP OLM4.X - Water and Medium Soils

Data file : \\AVOGADRO\ORGANICS\organic\voa\V2.i\050412B.B\V2G7903.D  
Lab Smp Id: VSTD2002P Client Smp ID: VSTD2002P  
Inj Date : 12-APR-2005 17:44  
Operator : JC SRC: JC Inst ID: V2.i  
Smp Info : ,VSTD2002P,VSTD2002P  
Misc Info : ,1  
Comment :  
Method : \\AVOGADRO\ORGANICS\organic\voa\V2.i\050412B.B\v2clp4S.m  
Meth Date : 13-Apr-2005 09:54 mtl Quant Type: ISTD  
Cal Date : 12-APR-2005 16:52 Cal File: V2G7901.D  
Als bottle: 3 Calibration Sample, Level: 5  
Dil Factor: 1.00000  
Integrator: HP RTE Compound Sublist: CLP4.sub  
Target Version: 4.03  
Processing Host: TARGET8

Concentration Formula: Amt \* DF \* Uf \* 5/Vo

Name	Value	Description
DF	1.000	Dilution Factor
Uf	1.000	ng unit correction factor
Vo	5.000	Sample Volume purged (mL)

Compounds	QUANT SIG	RT	EXP RT	REL RT	RESPONSE	AMOUNTS	
						CAL-AMT ( ug/L)	ON-COL ( ug/L)
1 Dichlorodifluoromethane	85	1.896	1.910 (0.338)		1569338	200.000	210 (A)
2 Chloromethane	50	2.084	2.056 (0.371)		841177	200.000	230 (A)
3 Vinyl Chloride	62	2.220	2.212 (0.395)		972832	200.000	220 (A)
4 Bromomethane	94	2.554	2.557 (0.455)		950645	200.000	200
5 Chloroethane	64	2.659	2.661 (0.474)		580887	200.000	210 (A)
6 Trichlorofluoromethane	101	3.003	2.995 (0.535)		2017196	200.000	220 (A)
7 1,1-Dichloroethene	96	3.525	3.507 (0.628)		980632	200.000	210 (A)
8 1,1,2-Trichloro-1,2,2-trifluo	101	3.536	3.528 (0.630)		1157849	200.000	210 (A)
9 Acetone	43	3.557	3.570 (0.634)		721448	200.000	220 (A)
10 Carbon Disulfide	76	3.765	3.758 (0.671)		2867816	200.000	220 (A)
11 Methyl Acetate	43	3.891	3.893 (0.693)		889017	200.000	220 (A)
12 Methylene Chloride	84	4.016	4.008 (0.715)		1225128	200.000	210 (A)
13 trans-1,2-Dichloroethene	96	4.287	4.290 (0.764)		1022961	200.000	210 (A)
14 Methyl tert-Butyl Ether	73	4.287	4.290 (0.764)		3388098	200.000	210 (A)
15 1,1-Dichloroethane	63	4.726	4.739 (0.842)		1825893	200.000	210 (A)
17 cis-1,2-Dichloroethene	96	5.353	5.355 (0.954)		1036612	200.000	220 (A)

Data File: V2G7903.D  
Report Date: 28-Apr-2005 15:12

Compounds	QUANT SIG	AMOUNTS						
		MASS	RT	EXP RT	REL RT	RESPONSE	CAL-AMT	ON-COL
							( ug/L)	( ug/L)
=====	=====	==	=====	=====	=====	=====	=====	
16 2-Butanone	43	5.373	5.376	(0.957)	490047	200.000	230 (A)	
* 18 Bromochloromethane	128	5.614	5.616	(1.000)	155578	50.0000		
19 Chloroform	83	5.687	5.689	(1.013)	2138092	200.000	210 (A)	
20 1,1,1-Trichloroethane	97	5.896	5.898	(0.877)	1823409	200.000	200	
21 Cyclohexane	56	5.948	5.961	(0.885)	900286	200.000	220 (A)	
22 Carbon Tetrachloride	117	6.073	6.076	(0.904)	1703067	200.000	200	
\$ 23 1,2-Dichloroethane-d4	65	6.240	6.243	(1.112)	1858269	200.000	210 (A)	
25 Benzene	78	6.303	6.305	(0.938)	2998885	200.000	210 (A)	
24 1,2-Dichloroethane	62	6.324	6.326	(1.126)	2232896	200.000	210 (A)	
* 26 1,4-Difluorobenzene	114	6.721	6.723	(1.000)	710735	50.0000		
27 Trichloroethene	130	7.023	7.026	(1.045)	942365	200.000	210 (A)	
28 Methylcyclohexane	83	7.243	7.245	(1.078)	797536	200.000	220 (A)	
29 1,2-Dichloropropane	63	7.295	7.287	(1.085)	776563	200.000	220 (A)	
30 Bromodichloromethane	83	7.608	7.611	(1.132)	1531902	200.000	210 (A)	
31 cis-1,3-Dichloropropene	75	8.140	8.143	(1.211)	1381477	200.000	220 (A)	
32 4-Methyl-2-Pentanone	43	8.329	8.342	(0.807)	838330	200.000	240 (A)	
\$ 33 Toluene-d8	98	8.464	8.477	(0.820)	3091019	200.000	210 (A)	
34 Toluene	91	8.548	8.561	(0.828)	3422009	200.000	210 (A)	
35 trans-1,3-Dichloropropene	75	8.830	8.832	(1.314)	1556865	200.000	220 (A)	
36 1,1,2-Trichloroethane	97	9.059	9.062	(1.348)	873158	200.000	220 (A)	
37 Tetrachloroethene	164	9.237	9.240	(0.895)	736966	200.000	200	
38 2-Hexanone	43	9.383	9.417	(0.909)	504611	200.000	410 (A)	
39 Dibromochloromethane	129	9.571	9.574	(1.424)	1256734	200.000	220 (A)	
40 1,2-Dibromoethane	107	9.717	9.730	(0.941)	1082525	200.000	210 (A)	
* 42 Chlorobenzene-d5	117	10.323	10.326	(1.000)	560221	50.0000		
43 Chlorobenzene	112	10.354	10.367	(1.003)	2298943	200.000	210 (A)	
44 Ethylbenzene	106	10.500	10.503	(1.017)	1122472	200.000	220 (A)	
45 m,p-Xylene	106	10.647	10.649	(1.031)	2748099	400.000	430 (A)	
46 o-Xylene	106	11.158	11.161	(1.081)	1379141	200.000	220 (A)	
47 Styrene	104	11.169	11.182	(1.082)	1958573	200.000	240 (A)	
48 Bromoform	173	11.409	11.422	(1.698)	978909	200.000	230 (A)	
49 Isopropylbenzene	105	11.618	11.620	(1.125)	3318384	200.000	230 (A)	
M 41 Xylene (Total)	106				4127240	200.000	660 (A)	
\$ 50 Bromofluorobenzene	95	11.806	11.819	(1.144)	1419141	200.000	230 (A)	
51 1,1,2,2-Tetrachloroethane	83	11.994	11.996	(1.162)	1109893	200.000	230 (A)	
52 1,3-Dichlorobenzene	146	13.111	13.124	(1.270)	1585821	200.000	240 (A)	
53 1,4-Dichlorobenzene	146	13.215	13.228	(1.280)	1746925	200.000	240 (A)	
54 1,2-Dichlorobenzene	146	13.654	13.656	(1.323)	1621518	200.000	220 (A)	
55 1,2-Dibromo-3-chloropropane	75	14.531	14.544	(1.408)	252284	200.000	240 (A)	
56 1,2,4-Trichlorobenzene	180	15.439	15.442	(1.496)	884418	200.000	250 (A)	

# QC Flag Legend

A - Target compound detected but, quantitated amount exceeded maximum amount.

VP  
4/28/05

7A  
VOLATILE CONTINUING CALIBRATION CHECK

Lab Name: MITKEM CORPORATION Contract: \_\_\_\_\_  
 Lab Code: MITKEM Case No.: \_\_\_\_\_ SAS No.: \_\_\_\_\_ SDG No.: MD0410  
 Instrument ID: V2 Calibration Date: 04/13/05 Time: 1046  
 Lab File ID: V2G7911 Init. Calib. Date(s): 04/12/05 04/12/05  
 EPA Sample No. (VSTD050##): VSTD0502Q Init. Calib. Times: 1652 1836  
 Heated Purge: (Y/N) N  
 GC Column: DB-624 ID: 0.25 (mm)

COMPOUND	RRF	RRF50	MIN RRF	%D	MAX %D
Dichlorodifluoromethane	2.361	2.629		11.4	
Chloromethane	1.271	1.481		16.5	
Vinyl Chloride	1.537	1.773	0.100	15.4	25.0
Bromomethane	1.533	1.596	0.100	4.1	25.0
Chloroethane	0.914	1.011		10.6	
Trichlorofluoromethane	3.127	3.911		25.1	
1,1-Dichloroethene	1.534	1.594	0.100	3.9	25.0
1,1,2-Trichloro-1,2,2-trifluoroethane	1.769	2.004		13.3	
Acetone	1.087	1.540		41.7	
Carbon Disulfide	4.332	4.778		10.3	
Methyl Acetate	1.286	1.223		-4.9	
Methylene Chloride	1.880	1.868		-0.6	
trans-1,2-Dichloroethene	1.628	1.731		6.3	
Methyl tert-Butyl Ether	5.088	4.833		-5.0	
1,1-Dichloroethane	2.803	2.916	0.200	4.0	25.0
cis-1,2-Dichloroethene	1.566	1.585		1.2	
2-Butanone	0.697	0.877		25.8	
Chloroform	3.289	3.225	0.200	-1.9	25.0
1,1,1-Trichloroethane	0.629	0.640	0.100	1.7	25.0
Cyclohexane	0.299	0.341		14.0	
Carbon Tetrachloride	0.580	0.604	0.100	4.1	25.0
Benzene	1.032	1.050	0.500	1.7	25.0
1,2-Dichloroethane	3.305	3.105	0.100	-6.1	25.0
Trichloroethene	0.322	0.322	0.300	0.0	25.0
Methylcyclohexane	0.259	0.292		12.7	

All other compounds must meet a minimum RRF of 0.010.



7B  
VOLATILE CONTINUING CALIBRATION CHECK

Lab Name: MITKEM CORPORATION Contract: \_\_\_\_\_  
 Lab Code: MITKEM Case No.: \_\_\_\_\_ SAS No.: \_\_\_\_\_ SDG No.: MD0410  
 Instrument ID: V2 Calibration Date: 04/13/05 Time: 1046  
 Lab File ID: V2G7911 Init. Calib. Date(s): 04/12/05 04/12/05  
 EPA Sample No. (VSTD050##): VSTD0502Q Init. Calib. Times: 1652 1836  
 Heated Purge: (Y/N) N  
 GC Column: DB-624 ID: 0.25 (mm)

COMPOUND	RRF	RRF50	MIN RRF	%D	MAX %D
=====	=====	=====	=====	=====	=====
1,2-Dichloropropane	0.257	0.252		-1.9	
Bromodichloromethane	0.512	0.485	0.200	-5.3	25.0
cis-1,3-Dichloropropene	0.439	0.444	0.200	1.1	25.0
4-Methyl-2-Pentanone	0.316	0.285		-9.8	
Toluene	1.451	1.460	0.400	0.6	25.0
trans-1,3-Dichloropropene	0.484	0.457	0.100	-5.6	25.0
1,1,2-Trichloroethane	0.283	0.267	0.100	-5.7	25.0
Tetrachloroethene	0.323	0.319	0.200	-1.2	25.0
2-Hexanone	0.136	0.153		12.5	
Dibromochloromethane	0.395	0.363	0.100	-8.1	25.0
1,2-Dibromoethane	0.439	0.401		-8.7	
Chlorobenzene	0.979	0.945	0.500	-3.5	25.0
Ethylbenzene	0.459	0.459	0.100	0.0	25.0
Xylene (Total)	0.567	0.580	0.300	2.3	25.0
Styrene	0.747	0.756	0.300	1.2	25.0
Bromoform	0.296	0.254	0.100	-14.2	25.0
Isopropylbenzene	1.309	1.361		4.0	
1,1,2,2-Tetrachloroethane	0.442	0.409	0.300	-7.5	25.0
1,3-Dichlorobenzene	0.597	0.608	0.600	1.8	25.0
1,4-Dichlorobenzene	0.664	0.662	0.500	-0.3	25.0
1,2-Dichlorobenzene	0.640	0.614	0.400	-4.1	25.0
1,2-Dibromo-3-chloropropane	0.091	0.082		-9.9	
1,2,4-Trichlorobenzene	0.318	0.307	0.200	-3.5	25.0
=====	=====	=====	=====	=====	=====
Toluene-d8	1.329	1.388		4.4	
Bromofluorobenzene	0.538	0.557	0.200	3.5	25.0
1,2-Dichloroethane-d4	2.776	2.709		-2.4	

All other compounds must meet a minimum RRF of 0.010.

7A  
VOLATILE CONTINUING CALIBRATION CHECK

Lab Name: MITKEM CORPORATION Contract: \_\_\_\_\_  
 Lab Code: MITKEM Case No.: \_\_\_\_\_ SAS No.: \_\_\_\_\_ SDG No.: MD0410  
 Instrument ID: V2 Calibration Date: 04/14/05 Time: 1202  
 Lab File ID: V2G7922 Init. Calib. Date(s): 04/12/05 04/12/05  
 EPA Sample No. (VSTD050##): VSTD0502T Init. Calib. Times: 1652 1836  
 Heated Purge: (Y/N) N  
 GC Column: DB-624 ID: 0.25 (mm)

COMPOUND	RRF	RRF50	MIN RRF	%D	MAX %D
Dichlorodifluoromethane	2.361	2.698		14.3	
Chloromethane	1.271	1.452		14.2	
Vinyl Chloride	1.537	1.835	0.100	19.4	25.0
Bromomethane	1.533	1.556	0.100	1.5	25.0
Chloroethane	0.914	1.010		10.5	
Trichlorofluoromethane	3.127	3.175		1.5	
1,1-Dichloroethene	1.534	1.593	0.100	3.8	25.0
1,1,2-Trichloro-1,2,2-trifluoroethane	1.769	1.956		10.6	
Acetone	1.087	1.656		52.3	
Carbon Disulfide	4.332	4.702		8.5	
Methyl Acetate	1.286	1.316		2.3	
Methylene Chloride	1.880	1.781		-5.3	
trans-1,2-Dichloroethene	1.628	1.685		3.5	
Methyl tert-Butyl Ether	5.088	4.635		-8.9	
1,1-Dichloroethane	2.803	2.756	0.200	-1.7	25.0
cis-1,2-Dichloroethene	1.566	1.474		-5.9	
2-Butanone	0.697	0.896		28.6	
Chloroform	3.289	3.103	0.200	-5.7	25.0
1,1,1-Trichloroethane	0.629	0.608	0.100	-3.3	25.0
Cyclohexane	0.299	0.321		7.4	
Carbon Tetrachloride	0.580	0.571	0.100	-1.6	25.0
Benzene	1.032	1.025	0.500	-0.7	25.0
1,2-Dichloroethane	3.305	3.034	0.100	-8.2	25.0
Trichloroethene	0.322	0.316	0.300	-1.9	25.0
Methylcyclohexane	0.259	0.263		1.5	

All other compounds must meet a minimum RRF of 0.010.

7B  
VOLATILE CONTINUING CALIBRATION CHECK

Lab Name: MITKEM CORPORATION Contract: \_\_\_\_\_  
 Lab Code: MITKEM Case No.: \_\_\_\_\_ SAS No.: \_\_\_\_\_ SDG No.: MD0410  
 Instrument ID: V2 Calibration Date: 04/14/05 Time: 1202  
 Lab File ID: V2G7922 Init. Calib. Date(s): 04/12/05 04/12/05  
 EPA Sample No. (VSTD050##): VSTD0502T Init. Calib. Times: 1652 1836  
 Heated Purge: (Y/N) N  
 GC Column: DB-624 ID: 0.25 (mm)

COMPOUND	RRF	RRF50	MIN RRF	%D	MAX %D
=====	=====	=====	=====	=====	=====
1,2-Dichloropropane	0.257	0.257		0.0	
Bromodichloromethane	0.512	0.450	0.200	-12.1	25.0
cis-1,3-Dichloropropene	0.439	0.406	0.200	-7.5	25.0
4-Methyl-2-Pentanone	0.316	0.320		1.3	
Toluene	1.451	1.449	0.400	-0.1	25.0
trans-1,3-Dichloropropene	0.484	0.449	0.100	-7.2	25.0
1,1,2-Trichloroethane	0.283	0.267	0.100	-5.7	25.0
Tetrachloroethene	0.323	0.314	0.200	-2.8	25.0
2-Hexanone	0.136	0.162		19.1	
Dibromochloromethane	0.395	0.361	0.100	-8.6	25.0
1,2-Dibromoethane	0.439	0.411		-6.4	
Chlorobenzene	0.979	0.938	0.500	-4.2	25.0
Ethylbenzene	0.459	0.447	0.100	-2.6	25.0
Xylene (Total)	0.567	0.561	0.300	-1.1	25.0
Styrene	0.747	0.748	0.300	0.1	25.0
Bromoform	0.296	0.257	0.100	-13.2	25.0
Isopropylbenzene	1.309	1.293		-1.2	
1,1,2,2-Tetrachloroethane	0.442	0.444	0.300	0.5	25.0
1,3-Dichlorobenzene	0.597	0.576	0.600	-3.5	25.0
1,4-Dichlorobenzene	0.664	0.653	0.500	-1.7	25.0
1,2-Dichlorobenzene	0.640	0.599	0.400	-6.4	25.0
1,2-Dibromo-3-chloropropane	0.091	0.084		-7.7	
1,2,4-Trichlorobenzene	0.318	0.277	0.200	-12.9	25.0
=====	=====	=====	=====	=====	=====
Toluene-d8	1.329	1.301		-2.1	
Bromofluorobenzene	0.538	0.557	0.200	3.5	25.0
1,2-Dichloroethane-d4	2.776	2.548		-8.2	

<-

All other compounds must meet a minimum RRF of 0.010.

Data File: \\AVOCADRO\ORGANICS\organic\voa\2.i\060413.B\2G7911.D

Date : 13-APR-2005 10:46

Client ID: VSTD0502Q

Sample Info: ,VSTD0502Q,VSTD0502Q

Purge Volume: 5.0

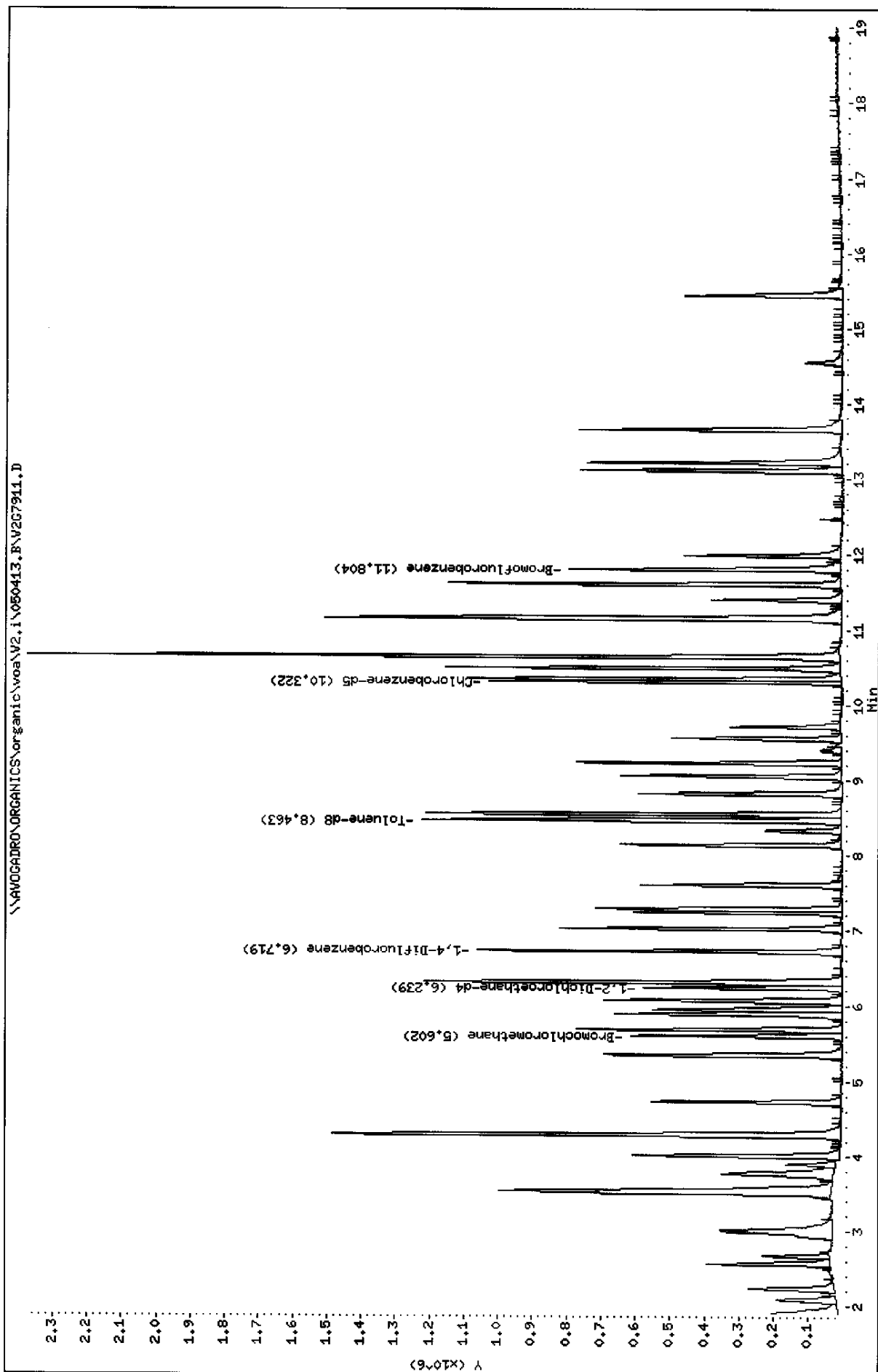
Column phase: DB-624

Instrument: V2.i

Operator: JC SRC: JC

Column diameter: 0.25

\\AVOCADRO\ORGANICS\organic\voa\2.i\060413.B\2G7911.D



Data File: \\AVOGADRO\ORGANICS\organic\voa\V2.i\050413.B\V2G7911.D  
Report Date: 03-May-2005 11:47

Mitkem Corporation

CLP OLM4.X - Water and Medium Soils

Data file : \\AVOGADRO\ORGANICS\organic\voa\V2.i\050413.B\V2G7911.D  
Lab Smp Id: VSTD0502Q Client Smp ID: VSTD0502Q  
Inj Date : 13-APR-2005 10:46  
Operator : JC SRC: JC Inst ID: V2.i  
Smp Info : ,VSTD0502Q,VSTD0502Q  
Misc Info : ,2  
Comment :  
Method : \\AVOGADRO\ORGANICS\organic\voa\V2.i\050413.B\v2clp4S.m  
Meth Date : 03-May-2005 11:40 mtl Quant Type: ISTD  
Cal Date : 13-APR-2005 10:46 Cal File: V2G7911.D  
Als bottle: 1 Continuing Calibration Sample  
Dil Factor: 1.00000  
Integrator: HP RTE Compound Sublist: CLP4.sub  
Target Version: 4.03  
Processing Host: TARGET6

Concentration Formula: Amt \* DF \* Uf \* 5/Vo

Name	Value	Description
DF	1.000	Dilution Factor
Uf	1.000	ng unit correction factor
Vo	5.000	Sample Volume purged (mL)

Compounds	QUANT SIG	RT	EXP RT	REL RT	RESPONSE	AMOUNTS	
						CAL-AMT	ON-COL
	MASS					( ug/L)	( ug/L)
1 Dichlorodifluoromethane	85	1.906	1.906	(0.340)	537629	50.0000	56
2 Chloromethane	50	2.083	2.083	(0.372)	302862	50.0000	58
3 Vinyl Chloride	62	2.219	2.219	(0.396)	362539	50.0000	58
4 Bromomethane	94	2.553	2.553	(0.456)	326439	50.0000	52
5 Chloroethane	64	2.657	2.657	(0.474)	206836	50.0000	55
6 Trichlorofluoromethane	101	3.002	3.002	(0.536)	799862	50.0000	63
7 1,1-Dichloroethene	96	3.514	3.514	(0.627)	326114	50.0000	52
8 1,1,2-Trichloro-1,2,2-trifluo	101	3.524	3.524	(0.629)	409957	50.0000	57
9 Acetone	43	3.555	3.555	(0.635)	314979	50.0000	71
10 Carbon Disulfide	76	3.764	3.764	(0.672)	977341	50.0000	55
11 Methyl Acetate	43	3.890	3.890	(0.694)	250195	50.0000	48
12 Methylene Chloride	84	4.015	4.015	(0.717)	382144	50.0000	50
13 trans-1,2-Dichloroethene	96	4.286	4.286	(0.765)	354007	50.0000	53
14 Methyl tert-Butyl Ether	73	4.286	4.286	(0.765)	988445	50.0000	47
15 1,1-Dichloroethane	63	4.725	4.725	(0.843)	596325	50.0000	52
17 cis-1,2-Dichloroethene	96	5.351	5.351	(0.955)	324146	50.0000	51

Data File: \\AVOGADRO\ORGANICS\organic\voa\V2.i\050413.B\V2G7911.D  
Report Date: 03-May-2005 11:47

						AMOUNTS	
QUANT SIG						CAL-AMT	ON-COL
Compounds	MASS	RT	EXP RT	REL RT	RESPONSE	( ug/L)	( ug/L)
=====	=====	==	=====	=====	=====	=====	=====
16 2-Butanone	43	5.372	5.372	(0.959)	179447	50.0000	63
* 18 Bromochloromethane	128	5.602	5.602	(1.000)	204532	50.0000	
19 Chloroform	83	5.685	5.685	(1.015)	659621	50.0000	49
20 1,1,1-Trichloroethane	97	5.894	5.894	(0.877)	589552	50.0000	51
21 Cyclohexane	56	5.947	5.947	(0.885)	313986	50.0000	57
22 Carbon Tetrachloride	117	6.072	6.072	(0.904)	556802	50.0000	52
\$ 23 1,2-Dichloroethane-d4	65	6.239	6.239	(1.114)	554067	50.0000	49
25 Benzene	78	6.301	6.301	(0.938)	967576	50.0000	51
24 1,2-Dichloroethane	62	6.322	6.322	(1.129)	635128	50.0000	47
* 26 1,4-Difluorobenzene	114	6.719	6.719	(1.000)	921600	50.0000	
27 Trichloroethene	130	7.022	7.022	(1.045)	296847	50.0000	50
28 Methylcyclohexane	83	7.241	7.241	(1.078)	269235	50.0000	56
29 1,2-Dichloropropane	63	7.283	7.283	(1.084)	232181	50.0000	49
30 Bromodichloromethane	83	7.607	7.607	(1.132)	446819	50.0000	47
31 cis-1,3-Dichloropropene	75	8.139	8.139	(1.211)	408858	50.0000	51
32 4-Methyl-2-Pentanone	43	8.327	8.327	(0.807)	195478	50.0000	45
\$ 33 Toluene-d8	98	8.463	8.463	(0.820)	953300	50.0000	52
34 Toluene	91	8.547	8.547	(0.828)	1002877	50.0000	50
35 trans-1,3-Dichloropropene	75	8.828	8.828	(1.314)	421109	50.0000	47
36 1,1,2-Trichloroethane	97	9.058	9.058	(1.348)	246090	50.0000	47
37 Tetrachloroethene	164	9.236	9.236	(0.895)	219094	50.0000	49
38 2-Hexanone	43	9.403	9.403	(0.911)	105448	50.0000	56
39 Dibromochloromethane	129	9.559	9.559	(1.423)	334161	50.0000	46
40 1,2-Dibromoethane	107	9.716	9.716	(0.941)	275237	50.0000	46
* 42 Chlorobenzene-d5	117	10.322	10.322	(1.000)	687011	50.0000	
43 Chlorobenzene	112	10.353	10.353	(1.003)	649396	50.0000	48
44 Ethylbenzene	106	10.489	10.489	(1.016)	315627	50.0000	50
45 m,p-Xylene	106	10.645	10.645	(1.031)	828518	100.000	110
46 o-Xylene	106	11.157	11.157	(1.081)	398221	50.0000	51
47 Styrene	104	11.178	11.178	(1.083)	519306	50.0000	51
48 Bromoform	173	11.408	11.408	(1.698)	233671	50.0000	43
49 Isopropylbenzene	105	11.616	11.616	(1.125)	935078	50.0000	52
M 41 Xylene (Total)	106				1226739	50.0000	160
\$ 50 Bromofluorobenzene	95	11.804	11.804	(1.144)	382578	50.0000	52
51 1,1,2,2-Tetrachloroethane	83	11.992	11.992	(1.162)	281150	50.0000	46
52 1,3-Dichlorobenzene	146	13.120	13.120	(1.271)	417973	50.0000	51
53 1,4-Dichlorobenzene	146	13.224	13.224	(1.281)	454639	50.0000	50
54 1,2-Dichlorobenzene	146	13.652	13.652	(1.323)	422125	50.0000	48
55 1,2-Dibromo-3-chloropropane	75	14.540	14.540	(1.409)	56161	50.0000	45
56 1,2,4-Trichlorobenzene	180	15.438	15.438	(1.496)	210672	50.0000	48

5/3/05

Data File: \\AVOCADRO\ORGANICS\organic\voa\V2.i\050414.B\V2G7922.D

Date : 14-APR-2005 12:02

Client ID: VSTD0502T

Sample Info: ,VSTD0502T,VSTD0502T

Purge Volume: 5.0

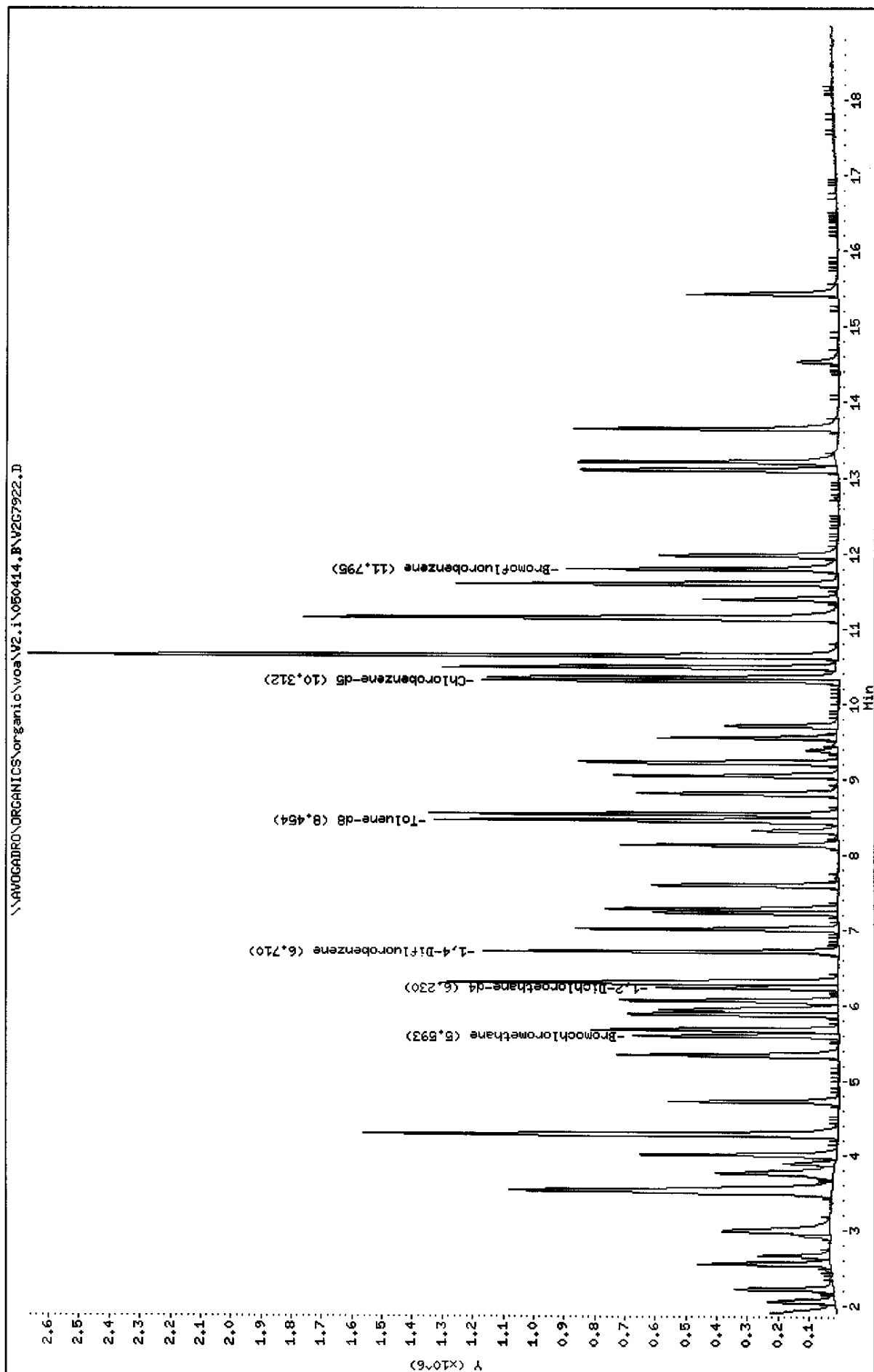
Column phase: DB-624

Instrument: V2.i

Operator: JC SRC: JC

Column diameter: 0.25

\\AVOCADRO\ORGANICS\organic\voa\V2.i\050414.B\V2G7922.D



Data File: \\AVOGADRO\ORGANICS\organic\voa\V2.i\050414.B\V2G7922.D  
 Report Date: 03-May-2005 12:04

Mitkem Corporation

CLP OLM4.X - Water and Medium Soils

Data file : \\AVOGADRO\ORGANICS\organic\voa\V2.i\050414.B\V2G7922.D  
 Lab Smp Id: VSTD0502T Client Smp ID: VSTD0502T  
 Inj Date : 14-APR-2005 12:02  
 Operator : JC SRC: JC Inst ID: V2.i  
 Smp Info : ,VSTD0502T,VSTD0502T  
 Misc Info : ,2  
 Comment :  
 Method : \\AVOGADRO\ORGANICS\organic\voa\V2.i\050414.B\v2clp4S.m  
 Meth Date : 03-May-2005 11:59 mtl Quant Type: ISTD  
 Cal Date : 14-APR-2005 12:02 Cal File: V2G7922.D  
 Als bottle: 2 Continuing Calibration Sample  
 Dil Factor: 1.00000  
 Integrator: HP RTE Compound Sublist: CLP4.sub  
 Target Version: 4.03  
 Processing Host: TARGET6

Concentration Formula: Amt \* DF \* Uf \* 5/Vo

Name	Value	Description
DF	1.000	Dilution Factor
Uf	1.000	ng unit correction factor
Vo	5.000	Sample Volume purged (mL)

Compounds	QUANT SIG	RT	EXP RT	REL RT	RESPONSE	AMOUNTS	
						CAL-AMT ( ug/L)	ON-COL ( ug/L)
1 Dichlorodifluoromethane	85	1.896	1.896	(0.339)	606472	50.0000	57
2 Chloromethane	50	2.053	2.053	(0.367)	326340	50.0000	57
3 Vinyl Chloride	62	2.210	2.210	(0.395)	412547	50.0000	60
4 Bromomethane	94	2.544	2.544	(0.455)	349711	50.0000	51
5 Chloroethane	64	2.648	2.648	(0.473)	227005	50.0000	55
6 Trichlorofluoromethane	101	2.993	2.993	(0.535)	713846	50.0000	51
7 1,1-Dichloroethene	96	3.504	3.504	(0.627)	358135	50.0000	52
8 1,1,2-Trichloro-1,2,2-trifluo	101	3.525	3.525	(0.630)	439648	50.0000	55
9 Acetone	43	3.546	3.546	(0.634)	372299	50.0000	76
10 Carbon Disulfide	76	3.755	3.755	(0.671)	1056998	50.0000	54
11 Methyl Acetate	43	3.880	3.880	(0.694)	295884	50.0000	51
12 Methylene Chloride	84	4.005	4.005	(0.716)	400398	50.0000	47
13 trans-1,2-Dichloroethene	96	4.277	4.277	(0.765)	378691	50.0000	52
14 Methyl tert-Butyl Ether	73	4.277	4.277	(0.765)	1041895	50.0000	46
15 1,1-Dichloroethane	63	4.716	4.716	(0.843)	619598	50.0000	49
17 cis-1,2-Dichloroethene	96	5.342	5.342	(0.955)	331378	50.0000	47



						AMOUNTS	
		QUANT SIG				CAL-AMT	ON-COL
Compounds	MASS	RT	EXP RT	REL RT	RESPONSE	( ug/L)	( ug/L)
=====	=====	==	=====	=====	=====	=====	=====
16 2-Butanone	43	5.363	5.363	(0.959)	201396	50.0000	64
* 18 Bromochloromethane	128	5.593	5.593	(1.000)	224805	50.0000	
19 Chloroform	83	5.676	5.676	(1.015)	697494	50.0000	47
20 1,1,1-Trichloroethane	97	5.885	5.885	(0.877)	616089	50.0000	48
21 Cyclohexane	56	5.937	5.937	(0.885)	324844	50.0000	54
22 Carbon Tetrachloride	117	6.063	6.063	(0.904)	578629	50.0000	49
\$ 23 1,2-Dichloroethane-d4	65	6.230	6.230	(1.114)	572804	50.0000	46
25 Benzene	78	6.292	6.292	(0.938)	1038452	50.0000	50
24 1,2-Dichloroethane	62	6.313	6.313	(1.129)	682131	50.0000	46
* 26 1,4-Difluorobenzene	114	6.710	6.710	(1.000)	1012963	50.0000	
27 Trichloroethene	130	7.013	7.013	(1.045)	320397	50.0000	49
28 Methylcyclohexane	83	7.232	7.232	(1.078)	266147	50.0000	51
29 1,2-Dichloropropane	63	7.274	7.274	(1.084)	260494	50.0000	50
30 Bromodichloromethane	83	7.598	7.598	(1.132)	455726	50.0000	44
31 cis-1,3-Dichloropropene	75	8.130	8.130	(1.212)	411624	50.0000	46
32 4-Methyl-2-Pentanone	43	8.318	8.318	(0.807)	247230	50.0000	51
\$ 33 Toluene-d8	98	8.454	8.454	(0.820)	1005480	50.0000	49
34 Toluene	91	8.537	8.537	(0.828)	1119756	50.0000	50
35 trans-1,3-Dichloropropene	75	8.819	8.819	(1.314)	455094	50.0000	46
36 1,1,2-Trichloroethane	97	9.049	9.049	(1.349)	270594	50.0000	47
37 Tetrachloroethene	164	9.226	9.226	(0.895)	243013	50.0000	49
38 2-Hexanone	43	9.383	9.383	(0.910)	125432	50.0000	60
39 Dibromochloromethane	129	9.550	9.550	(1.423)	365415	50.0000	46
40 1,2-Dibromoethane	107	9.707	9.707	(0.941)	317855	50.0000	47
* 42 Chlorobenzene-d5	117	10.312	10.312	(1.000)	772848	50.0000	
43 Chlorobenzene	112	10.344	10.344	(1.003)	724807	50.0000	48
44 Ethylbenzene	106	10.479	10.479	(1.016)	345237	50.0000	49
45 m,p-Xylene	106	10.636	10.636	(1.031)	896466	100.0000	100
46 o-Xylene	106	11.148	11.148	(1.081)	433501	50.0000	49
47 Styrene	104	11.169	11.169	(1.083)	578224	50.0000	50
48 Bromoform	173	11.398	11.398	(1.699)	259909	50.0000	43
49 Isopropylbenzene	105	11.607	11.607	(1.126)	999461	50.0000	49
M 41 Xylene (Total)	106				1329967	50.0000	150
\$ 50 Bromofluorobenzene	95	11.795	11.795	(1.144)	430327	50.0000	52
51 1,1,2,2-Tetrachloroethane	83	11.983	11.983	(1.162)	343387	50.0000	50
52 1,3-Dichlorobenzene	146	13.111	13.111	(1.271)	444982	50.0000	48
53 1,4-Dichlorobenzene	146	13.215	13.215	(1.281)	504711	50.0000	49
54 1,2-Dichlorobenzene	146	13.643	13.643	(1.323)	462594	50.0000	47
55 1,2-Dibromo-3-chloropropane	75	14.531	14.531	(1.409)	64554	50.0000	46
56 1,2,4-Trichlorobenzene	180	15.429	15.429	(1.496)	214145	50.0000	44

SB

5/3/05

Date : 12-APR-2005 16:21

Client ID: BFB2P

Instrument: V2.i

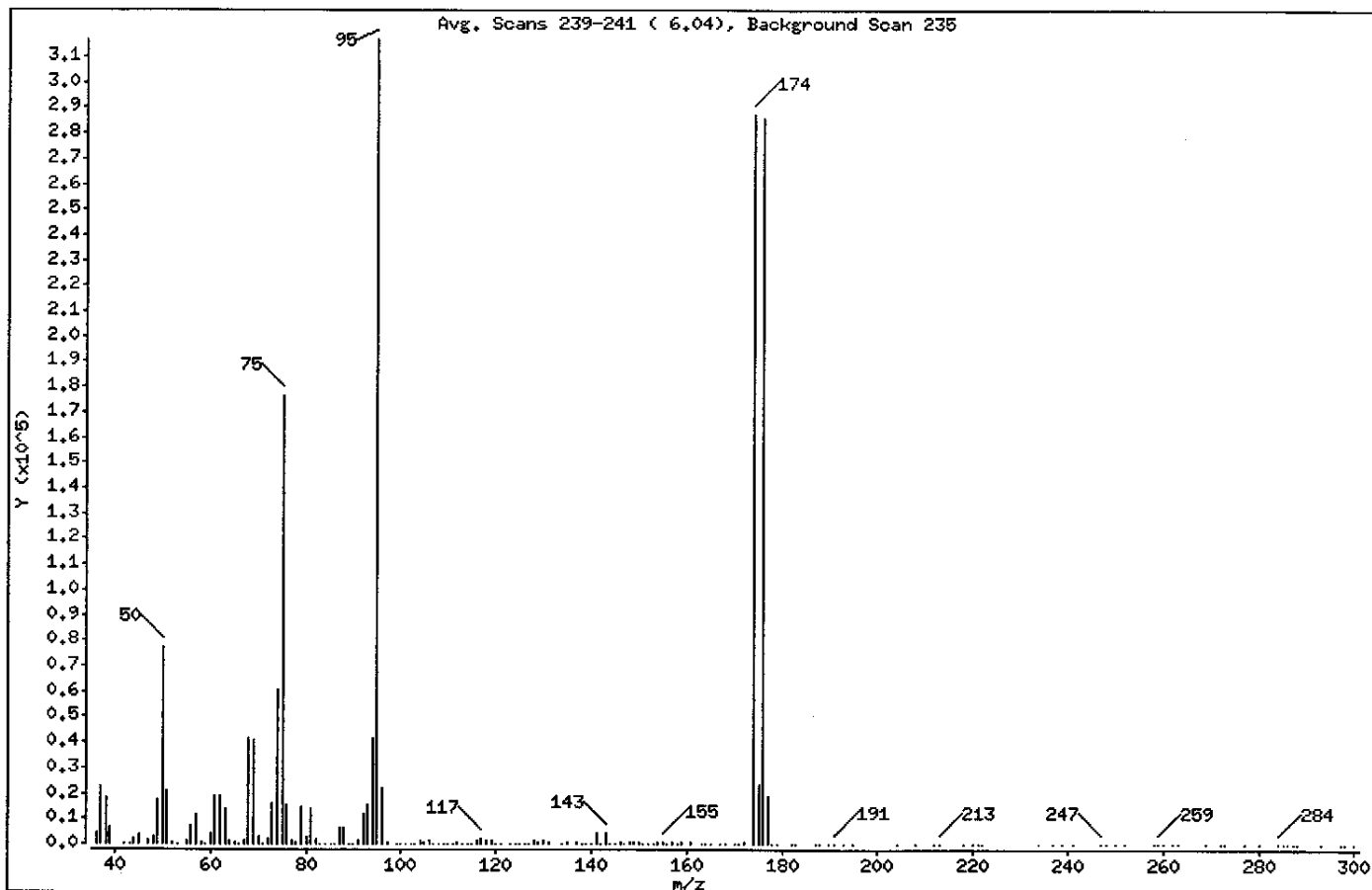
Sample Info: ,BFB2P,BFB2P

Operator: JC

Column phase: DB-624

Column diameter: 0.25

1 bfb



m/e	ION ABUNDANCE CRITERIA	% RELATIVE ABUNDANCE
95	Base Peak, 100% relative abundance	100.00
50	8.00 - 40.00% of mass 95	24.48
75	30.00 - 66.00% of mass 95	55.70
96	5.00 - 9.00% of mass 95	6.84
173	Less than 2.00% of mass 174	0.00 ( 0.00)
174	50.00 - 120.00% of mass 95	90.82
175	4.00 - 9.00% of mass 174	7.47 ( 8.22)
176	93.00 - 101.00% of mass 174	90.30 ( 99.42)
177	5.00 - 9.00% of mass 176	5.91 ( 6.55)

**COPY**

Original Documents Are Included in CSF \_\_\_\_\_

Signed: \_\_\_\_\_ Date: \_\_\_\_\_

0194

Date : 12-APR-2005 16:21

Client ID: BFB2P

Instrument: V2.i

Sample Info: ,BFB2P,BFB2P

Operator: JC

Column phase: DB-624

Column diameter: 0.25

Data File: V2G7900.D

Spectrum: Avg. Scans 239-241 ( 6.04), Background Scan 235

Location of Maximum: 95.00

Number of points: 173

m/z	Y	m/z	Y	m/z	Y	m/z	Y
-----							
36.00	4507	84.00	88	130.00	1433	187.00	24
37.00	22824	85.00	134	131.00	433	188.00	19
38.00	18544	86.00	119	134.00	12	190.00	47
39.00	6333	87.00	6917	135.00	864	191.00	135
42.00	220	88.00	6745	137.00	820	193.00	48
-----							
43.00	99	89.00	316	138.00	104	195.00	17
44.00	2272	90.00	97	139.00	152	204.00	41
45.00	3561	91.00	1639	140.00	294	208.00	83
47.00	1350	92.00	11876	141.00	4363	212.00	26
48.00	2558	93.00	15342	142.00	309	213.00	66
-----							
49.00	17552	94.00	41648	143.00	4655	218.00	27
50.00	77480	95.00	316544	144.00	240	220.00	31
51.00	21192	96.00	21640	145.00	307	221.00	20
52.00	731	97.00	473	146.00	731	222.00	18
53.00	14	99.00	27	147.00	311	234.00	17
-----							
55.00	1467	100.00	110	148.00	834	237.00	36
56.00	7235	101.00	33	149.00	382	239.00	78
57.00	11706	102.00	137	150.00	433	241.00	31
58.00	513	103.00	84	151.00	248	247.00	79
59.00	90	104.00	1706	152.00	152	248.00	25
-----							
60.00	4383	105.00	543	153.00	286	250.00	36
61.00	18960	106.00	1561	154.00	384	252.00	33
62.00	18984	107.00	326	155.00	903	258.00	18
63.00	13553	108.00	55	156.00	178	259.00	52
64.00	1573	109.00	70	157.00	492	260.00	20
-----							
65.00	419	110.00	317	158.00	60	262.00	24
66.00	27	111.00	252	159.00	544	263.00	41
67.00	1155	112.00	378	161.00	561	269.00	46
68.00	41304	113.00	341	163.00	112	272.00	31
69.00	40592	114.00	342	164.00	85	273.00	34
-----							
70.00	2736	115.00	75	165.00	41	277.00	20
71.00	114	116.00	1585	167.00	27	280.00	43
72.00	1969	117.00	2474	168.00	17	284.00	66
73.00	16119	118.00	1450	170.00	205	285.00	63
74.00	60288	119.00	1609	171.00	113	286.00	24

Data File: \\AVOGADRO\ORGANICS\organic\voa\V2.i\050412B.B\V2G7900.D

Page 4

Date : 12-APR-2005 16:21

Client ID: BFB2P

Instrument: V2.i

Sample Info: ,BFB2P,BFB2P

Operator: JC

Column phase: DB-624

Column diameter: 0.25

Data File: V2G7900.D

Spectrum: Avg. Scans 239-241 ( 6.04), Background Scan 235

Location of Maximum: 95.00

Number of points: 173

m/z	Y	m/z	Y	m/z	Y	m/z	Y
75.00	176320	120.00	133	172.00	602	287.00	50
76.00	14977	121.00	82	174.00	287488	288.00	28
77.00	1269	123.00	203	175.00	23640	293.00	36
78.00	747	124.00	278	176.00	285824	297.00	17
79.00	14745	125.00	154	177.00	18720	298.00	32
80.00	3236	126.00	148	178.00	300	300.00	19
81.00	13563	127.00	154	179.00	40		
82.00	2537	128.00	1243	182.00	60		
83.00	46	129.00	607	183.00	24		

Data File: \\AVOGADRO\ORGANICS\organic\voa\V2.i\050412B.B\V2G7900.D

Page 1

Date : 12-APR-2005 16:21

Client ID: BFB2P

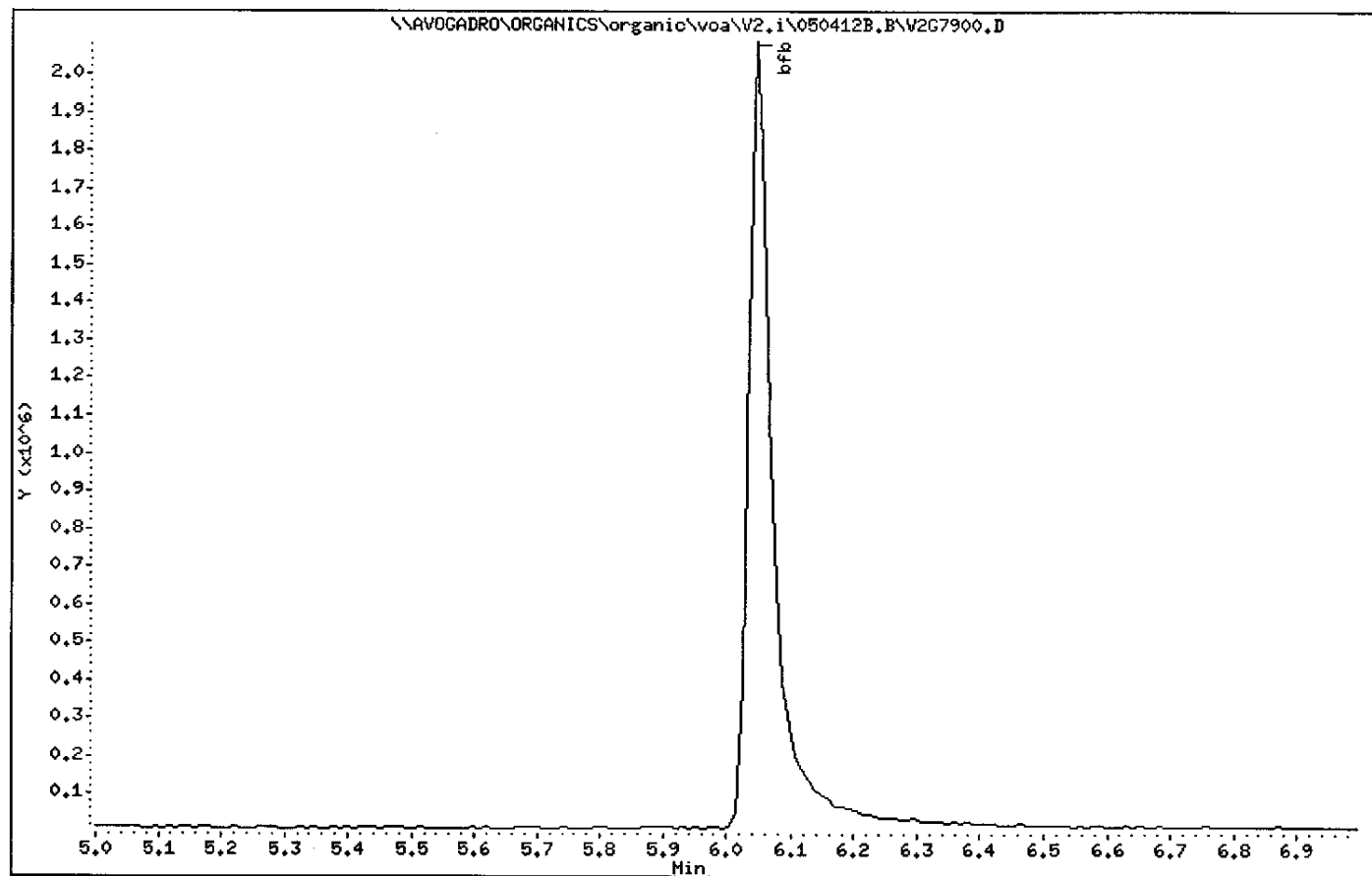
Instrument: V2.i

Sample Info: ,BFB2P,BFB2P

Operator: JC

Column phase: DB-624

Column diameter: 0.25



Date : 13-APR-2005 10:24

Client ID: BFB2Q

Instrument: V2.i

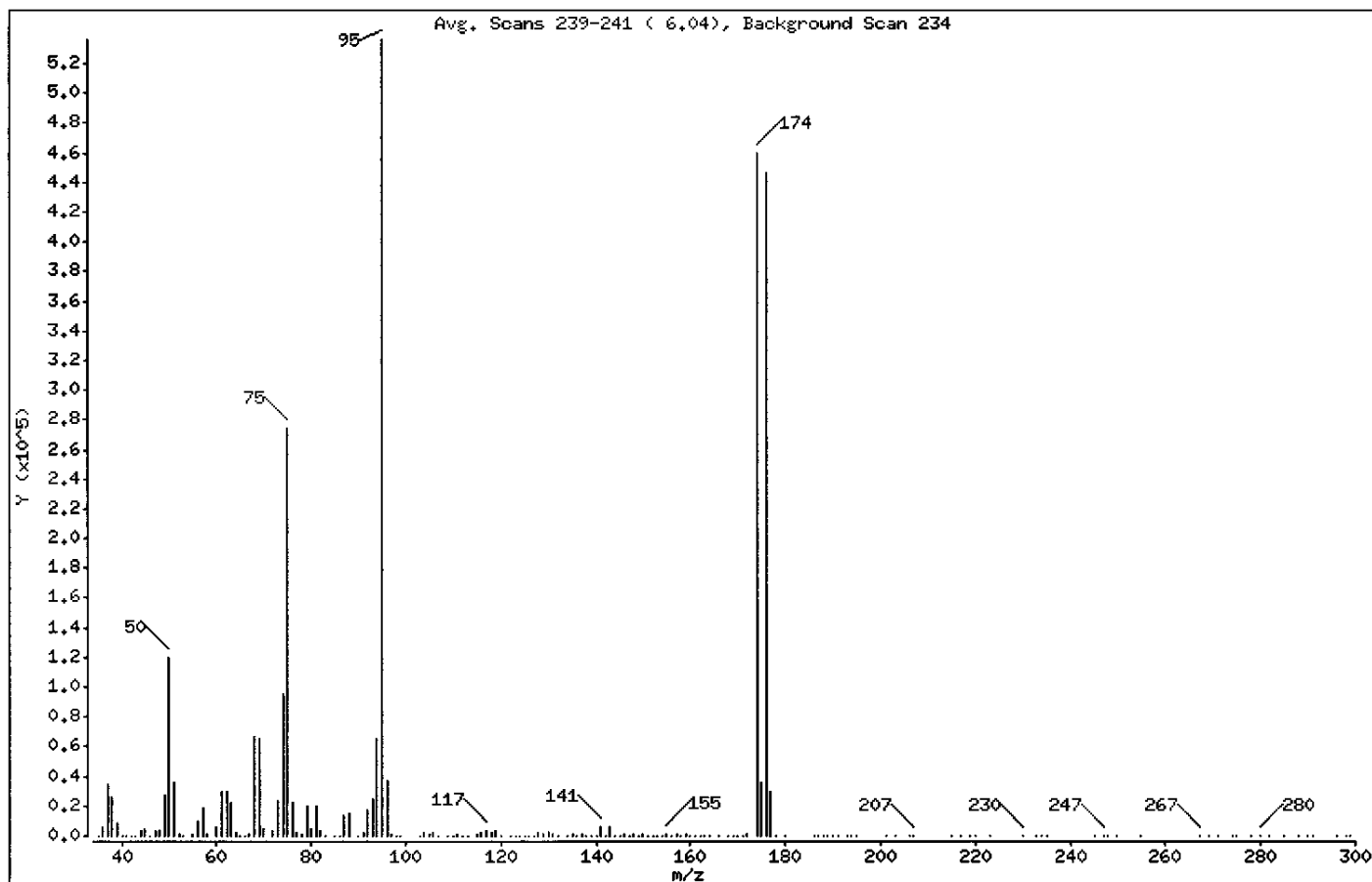
Sample Info: ,BFB2Q,BFB2Q

Operator: JC

Column phase: DB-624

Column diameter: 0.25

1 bfb



m/e	ION ABUNDANCE CRITERIA	% RELATIVE ABUNDANCE
95	Base Peak, 100% relative abundance	100.00
50	8.00 - 40.00% of mass 95	22.27
75	30.00 - 66.00% of mass 95	51.12
96	5.00 - 9.00% of mass 95	7.01
173	Less than 2.00% of mass 174	0.00 ( 0.00)
174	50.00 - 120.00% of mass 95	85.72
175	4.00 - 9.00% of mass 174	6.63 ( 7.74)
176	93.00 - 101.00% of mass 174	83.22 ( 97.08)
177	5.00 - 9.00% of mass 176	5.58 ( 6.71)

Date : 13-APR-2005 10:24

Client ID: BFB2Q

Instrument: V2.i

Sample Info: ,BFB2Q,BFB2Q

Operator: JC

Column phase: DB-624

Column diameter: 0.25

Data File: V2G7910.D

Spectrum: Avg. Scans 239-241 ( 6.04), Background Scan 234

Location of Maximum: 95.00

Number of points: 172

m/z	Y	m/z	Y	m/z	Y	m/z	Y
-----							
35.00	35	82.00	3556	135.00	1233	188.00	35
36.00	6558	83.00	367	136.00	58	189.00	23
37.00	34816	85.00	147	137.00	714	190.00	72
38.00	26512	86.00	16	138.00	162	191.00	32
39.00	8675	87.00	14179	139.00	224	193.00	16
-----							
40.00	382	88.00	14538	140.00	616	194.00	38
41.00	190	90.00	76	141.00	6093	195.00	27
42.00	230	91.00	2468	142.00	575	201.00	25
43.00	332	92.00	16912	143.00	5661	203.00	102
44.00	4179	93.00	25088	144.00	409	206.00	41
-----							
45.00	5254	94.00	65480	145.00	292	207.00	304
46.00	434	95.00	536192	146.00	910	215.00	18
47.00	3303	96.00	37568	147.00	389	217.00	55
48.00	4202	97.00	758	148.00	1290	219.00	40
49.00	27488	98.00	22	149.00	498	220.00	24
-----							
50.00	119400	99.00	25	150.00	702	223.00	2
51.00	36056	103.00	254	151.00	51	230.00	56
52.00	1138	104.00	2557	152.00	201	233.00	34
53.00	91	105.00	706	153.00	398	234.00	28
55.00	1542	106.00	2728	154.00	355	235.00	42
-----							
56.00	10190	107.00	412	155.00	1403	245.00	20
57.00	18408	109.00	70	156.00	156	247.00	97
58.00	1049	110.00	372	157.00	893	248.00	63
60.00	6391	111.00	683	158.00	178	250.00	29
61.00	29680	112.00	478	159.00	853	255.00	39
-----							
62.00	29096	113.00	454	160.00	19	267.00	71
63.00	21808	115.00	637	161.00	564	269.00	9
64.00	2007	116.00	2182	162.00	91	271.00	44
65.00	563	117.00	3614	163.00	35	274.00	21
66.00	128	118.00	1969	164.00	29	275.00	48
-----							
67.00	1373	119.00	3109	166.00	47	278.00	47
68.00	66288	120.00	133	168.00	151	280.00	175
69.00	65288	122.00	56	169.00	18	282.00	23
70.00	4828	123.00	69	170.00	403	285.00	11
72.00	3375	124.00	410	171.00	67	288.00	36

Data File: \\AVOGADRO\ORGANICS\organic\voa\V2.i\050413.B\V2G7910.D

Page 4

Date : 13-APR-2005 10:24

Client ID: BFB2Q

Instrument: V2.i

Sample Info: ,BFB2Q,BFB2Q

Operator: JC

Column phase: DB-624

Column diameter: 0.25

Data File: V2G7910.D

Spectrum: Avg. Scans 239-241 ( 6.04), Background Scan 234

Location of Maximum: 95.00

Number of points: 172

m/z	Y	m/z	Y	m/z	Y	m/z	Y
73.00	23648	125.00	165	172.00	1158	290.00	23
74.00	95744	126.00	328	174.00	459648	291.00	18
75.00	274112	127.00	110	175.00	35560	296.00	28
76.00	22752	128.00	2019	176.00	446208	298.00	24
77.00	2120	129.00	888	177.00	29944	299.00	42
78.00	1690	130.00	1882	178.00	408		
79.00	20104	131.00	1077	180.00	94		
80.00	4642	132.00	63	186.00	53		
81.00	20304	134.00	69	187.00	51		



Data File: \\AVOGADRO\ORGANICS\organic\voa\V2.i\050413.B\V2G7910.D

Page 1

Date : 13-APR-2005 10:24

Client ID: BFB2Q

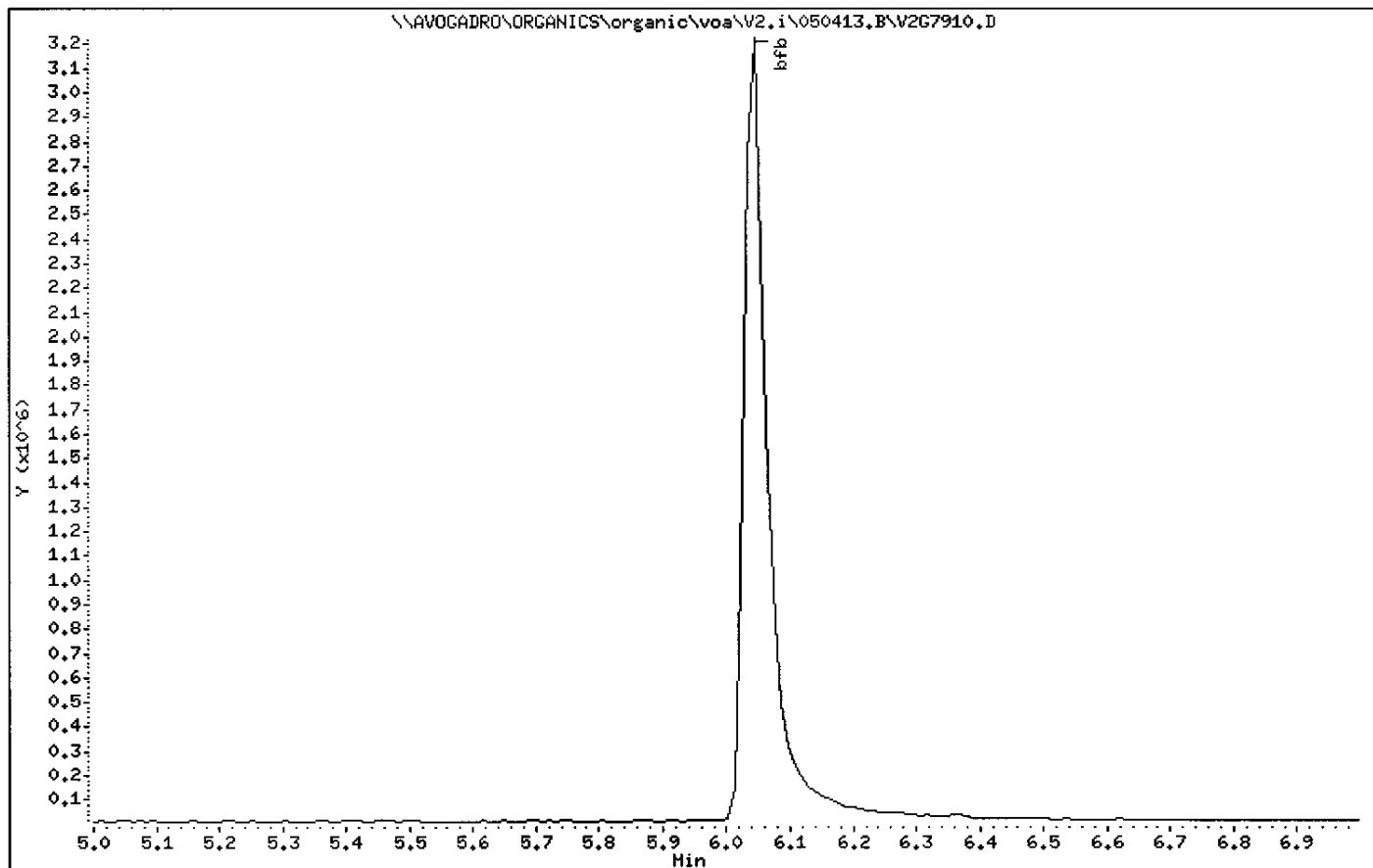
Instrument: V2.i

Sample Info: ,BFB2Q,BFB2Q

Operator: JC

Column phase: DB-624

Column diameter: 0.25



Date : 14-APR-2005 10:40

Client ID: BFB2T

Instrument: V2.i

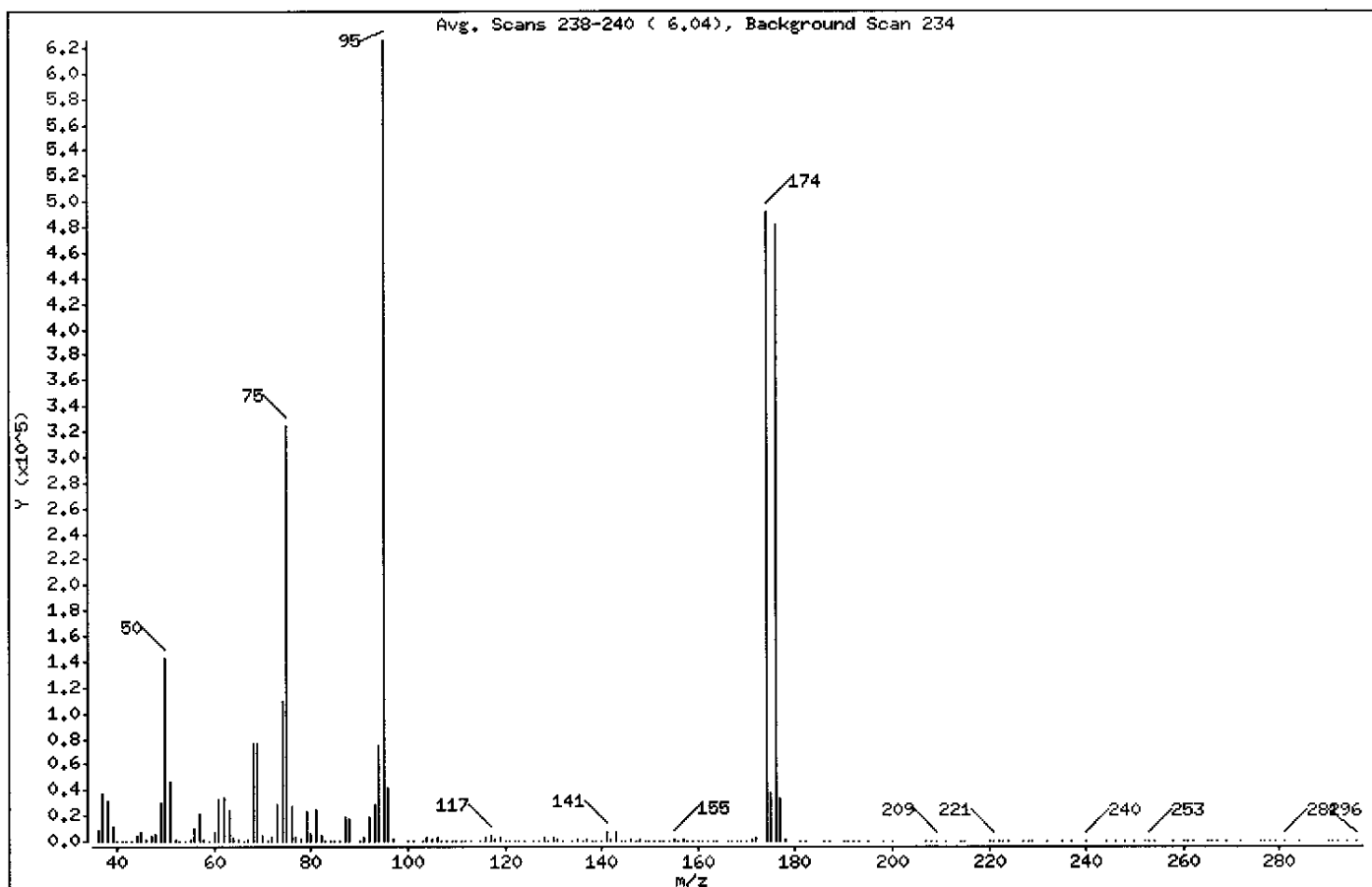
Sample Info: ,BFB2T,BFB2T

Operator: JC

Column phase: DB-624

Column diameter: 0.25

1 bfb



m/e	ION ABUNDANCE CRITERIA	% RELATIVE ABUNDANCE
95	Base Peak, 100% relative abundance	100.00
50	8.00 - 40.00% of mass 95	22.78
75	30.00 - 66.00% of mass 95	51.77
96	5.00 - 9.00% of mass 95	6.78
173	Less than 2.00% of mass 174	0.00 ( 0.00)
174	50.00 - 120.00% of mass 95	78.62
175	4.00 - 9.00% of mass 174	6.07 ( 7.72)
176	93.00 - 101.00% of mass 174	76.96 ( 97.89)
177	5.00 - 9.00% of mass 176	5.23 ( 6.80)

Date : 14-APR-2005 10:40

Client ID: BFB2T

Instrument: V2.i

Sample Info: ,BFB2T,BFB2T

Operator: JC

Column phase: DB-624

Column diameter: 0.25

Data File: V2G7920.D

Spectrum: Avg. Scans 238-240 ( 6.04), Background Scan 234

Location of Maximum: 95.00

Number of points: 190

m/z	Y	m/z	Y	m/z	Y	m/z	Y
-----							
36.00	8338	84.00	255	139.00	304	200.00	26
37.00	37744	85.00	110	140.00	316	207.00	27
38.00	31440	86.00	378	141.00	7387	208.00	96
39.00	11547	87.00	18088	142.00	1187	209.00	243
40.00	455	88.00	17072	143.00	6559	211.00	29
-----							
41.00	126	90.00	83	144.00	70	214.00	46
42.00	136	91.00	2687	145.00	628	215.00	6
43.00	369	92.00	19048	146.00	894	220.00	37
44.00	5020	93.00	29504	147.00	422	221.00	51
45.00	6940	94.00	74944	148.00	1274	222.00	4
-----							
46.00	722	95.00	625664	149.00	522	223.00	34
47.00	4206	96.00	42400	150.00	603	224.00	27
48.00	5295	97.00	1270	151.00	58	227.00	32
49.00	30696	100.00	23	152.00	598	228.00	38
50.00	142528	101.00	48	153.00	182	229.00	35
-----							
51.00	46056	103.00	466	154.00	301	232.00	32
52.00	1519	104.00	3356	155.00	1682	235.00	21
53.00	289	105.00	1026	156.00	239	237.00	29
54.00	94	106.00	3090	157.00	1070	240.00	62
55.00	1879	107.00	690	158.00	698	244.00	2
-----							
56.00	10093	108.00	72	159.00	526	246.00	47
57.00	21712	109.00	128	160.00	102	248.00	35
58.00	948	110.00	224	161.00	566	250.00	62
59.00	97	111.00	342	162.00	35	252.00	24
60.00	7111	112.00	481	163.00	31	253.00	110
-----							
61.00	33816	113.00	632	164.00	53	254.00	76
62.00	33928	115.00	653	166.00	69	258.00	19
63.00	24536	116.00	2542	167.00	108	260.00	24
64.00	2561	117.00	4269	168.00	49	261.00	38
65.00	1688	118.00	1854	169.00	121	262.00	25
-----							
66.00	282	119.00	3587	170.00	231	265.00	50
67.00	1287	120.00	30	171.00	745	266.00	50
68.00	76504	121.00	55	172.00	2252	267.00	72
69.00	76376	122.00	16	174.00	491904	269.00	22
70.00	4887	123.00	572	175.00	37976	272.00	57

Date : 14-APR-2005 10:40

Client ID: BFB2T

Instrument: V2.i

Sample Info: ,BFB2T,BFB2T

Operator: JC

Column phase: DB-624

Column diameter: 0.25

Data File: V2G7920.D

Spectrum: Avg. Scans 238-240 ( 6.04), Background Scan 234

Location of Maximum: 95.00

Number of points: 190

m/z	Y	m/z	Y	m/z	Y	m/z	Y
71.00	215	124.00	326	176.00	481536	276.00	22
72.00	3121	126.00	296	177.00	32736	277.00	17
73.00	28496	127.00	407	178.00	1081	278.00	43
74.00	109960	128.00	3170	181.00	20	279.00	71
75.00	323904	129.00	601	182.00	84	281.00	162
76.00	27336	130.00	2234	186.00	28	284.00	42
77.00	2669	131.00	896	187.00	32	290.00	18
78.00	1803	132.00	182	190.00	106	291.00	21
79.00	23024	134.00	565	191.00	85	292.00	31
80.00	5644	135.00	743	192.00	77	294.00	36
81.00	24592	136.00	186	193.00	121	296.00	46
82.00	4608	137.00	958	195.00	33		
83.00	354	138.00	126	198.00	43		

Data File: \\AVOGADRO\ORGANICS\organic\voa\V2.i\050414.B\V2G7920.D

Page 1

Date : 14-APR-2005 10:40

Client ID: BFB2T

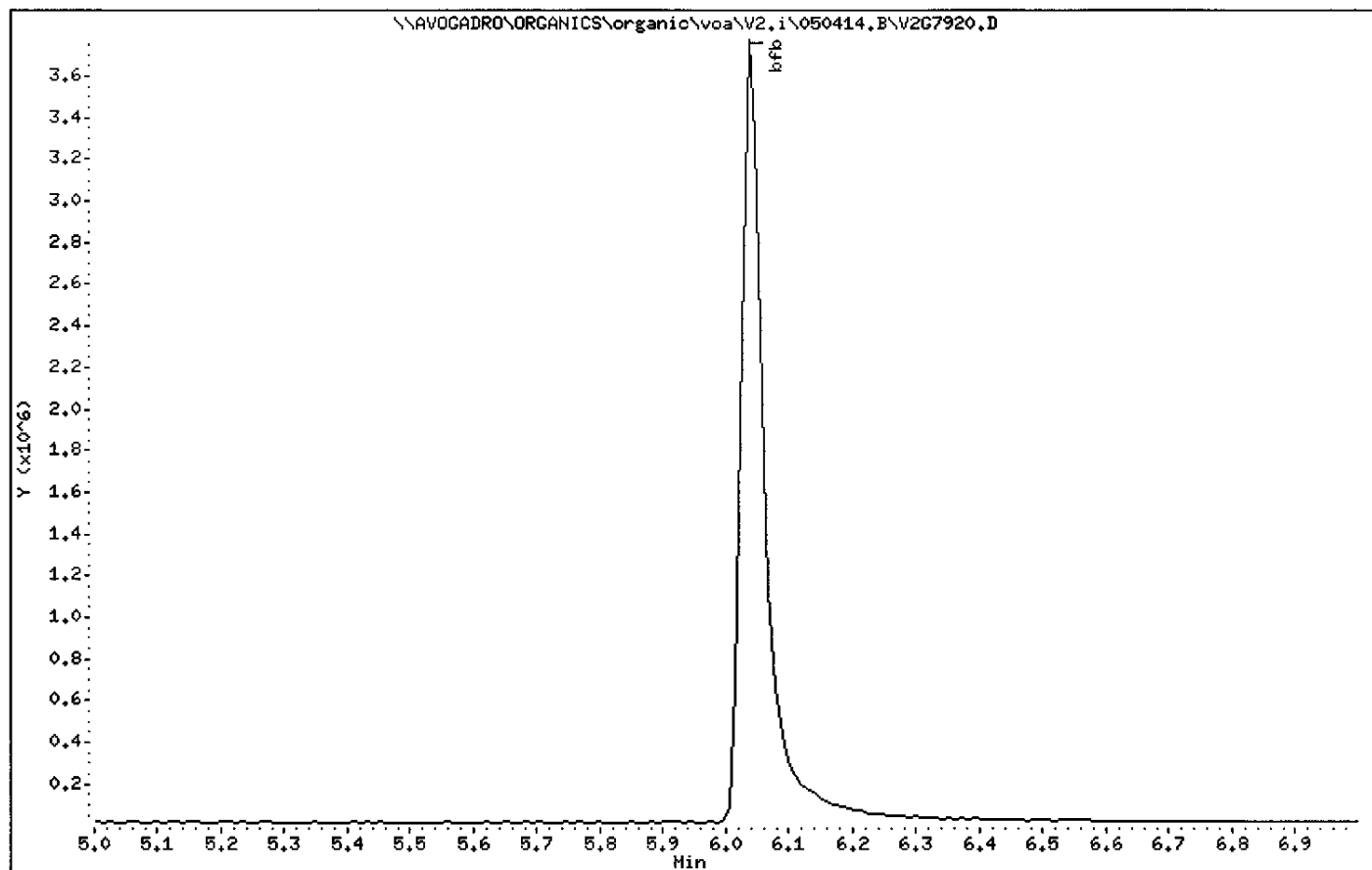
Instrument: V2.i

Sample Info: ,BFB2T,BFB2T

Operator: JC

Column phase: DB-624

Column diameter: 0.25



1A  
VOLATILE ORGANICS ANALYSIS DATA SHEET

EPA SAMPLE NO.

VBK2Q

Lab Name: MITKEM CORPORATION Contract: \_\_\_\_\_

Lab Code: MITKEM Case No.: \_\_\_\_\_ SAS No.: \_\_\_\_\_ SDG No.: MD0410

Matrix: (soil/water) WATER Lab Sample ID: MB-17654

Sample wt/vol: 5.000 (g/mL) ML Lab File ID: V2G7914

Level: (low/med) LOW Date Received: \_\_\_\_\_

% Moisture: not dec. \_\_\_\_\_ Date Analyzed: 04/13/05

GC Column: DB-624 ID: 0.25 (mm) Dilution Factor: 1.0

Soil Extract Volume: \_\_\_\_\_ (uL) Soil Aliquot Volume: \_\_\_\_\_ (uL)

CAS NO. COMPOUND CONCENTRATION UNITS:  
(ug/L or ug/Kg) UG/L Q

75-71-8	Dichlorodifluoromethane	10	U
74-87-3	Chloromethane	10	U
75-01-4	Vinyl Chloride	10	U
74-83-9	Bromomethane	10	U
75-00-3	Chloroethane	10	U
75-69-4	Trichlorofluoromethane	10	U
75-35-4	1,1-Dichloroethene	10	U
76-13-1	1,1,2-Trichloro-1,2,2-trifluoroethane	10	U
67-64-1	Acetone	10	U
75-15-0	Carbon Disulfide	10	U
79-20-9	Methyl Acetate	10	U
75-09-2	Methylene Chloride	10	U
156-60-5	trans-1,2-Dichloroethene	10	U
1634-04-4	Methyl tert-Butyl Ether	10	U
75-34-3	1,1-Dichloroethane	10	U
156-59-2	cis-1,2-Dichloroethene	10	U
78-93-3	2-Butanone	10	U
67-66-3	Chloroform	10	U
71-55-6	1,1,1-Trichloroethane	10	U
110-82-7	Cyclohexane	10	U
56-23-5	Carbon Tetrachloride	10	U
71-43-2	Benzene	10	U
107-06-2	1,2-Dichloroethane	10	U

1B  
VOLATILE ORGANICS ANALYSIS DATA SHEET

EPA SAMPLE NO.

VLK2Q

Lab Name: MITKEM CORPORATION Contract: \_\_\_\_\_

Lab Code: MITKEM Case No.: \_\_\_\_\_ SAS No.: \_\_\_\_\_ SDG No.: MD0410

Matrix: (soil/water) WATER Lab Sample ID: MB-17654

Sample wt/vol: 5.000 (g/mL) ML Lab File ID: V2G7914

Level: (low/med) LOW Date Received: \_\_\_\_\_

% Moisture: not dec. \_\_\_\_\_ Date Analyzed: 04/13/05

GC Column: DB-624 ID: 0.25 (mm) Dilution Factor: 1.0

Soil Extract Volume: \_\_\_\_\_ (uL) Soil Aliquot Volume: \_\_\_\_\_ (uL)

CONCENTRATION UNITS:  
(ug/L or ug/Kg) UG/L Q

CAS NO.	COMPOUND		
79-01-6	Trichloroethene	10	U
108-87-2	Methylcyclohexane	10	U
78-87-5	1,2-Dichloropropane	10	U
75-27-4	Bromodichloromethane	10	U
10061-01-5	cis-1,3-Dichloropropene	10	U
108-10-1	4-Methyl-2-Pentanone	10	U
108-88-3	Toluene	10	U
10061-02-6	trans-1,3-Dichloropropene	10	U
79-00-5	1,1,2-Trichloroethane	10	U
127-18-4	Tetrachloroethene	10	U
591-78-6	2-Hexanone	10	U
124-48-1	Dibromochloromethane	10	U
106-93-4	1,2-Dibromoethane	10	U
108-90-7	Chlorobenzene	10	U
100-41-4	Ethylbenzene	10	U
1330-20-7	Xylene (Total)	10	U
100-42-5	Styrene	10	U
75-25-2	Bromoform	10	U
98-82-8	Isopropylbenzene	10	U
79-34-5	1,1,2,2-Tetrachloroethane	10	U
541-73-1	1,3-Dichlorobenzene	10	U
106-46-7	1,4-Dichlorobenzene	10	U
95-50-1	1,2-Dichlorobenzene	10	U
96-12-8	1,2-Dibromo-3-chloropropane	10	U
120-82-1	1,2,4-Trichlorobenzene	10	U

1F  
VOLATILE ORGANICS ANALYSIS DATA SHEET  
TENTATIVELY IDENTIFIED COMPOUNDS

EPA SAMPLE NO.

VBK2Q

Lab Name: MITKEM CORPORATION Contract: \_\_\_\_\_

Lab Code: MITKEM Case No.: \_\_\_\_\_ SAS No.: \_\_\_\_\_ SDG No.: MD0410

Matrix: (soil/water) WATER Lab Sample ID: MB-17654

Sample wt/vol: 5.000 (g/mL) ML Lab File ID: V2G7914

Level: (low/med) LOW Date Received: \_\_\_\_\_

% Moisture: not dec. \_\_\_\_\_ Date Analyzed: 04/13/05

GC Column: DB-624 ID: 0.25 (mm) Dilution Factor: 1.0

Soil Extract Volume: \_\_\_\_\_ (uL) Soil Aliquot Volume: \_\_\_\_\_ (uL)

Number TICs found: 0 CONCENTRATION UNITS:  
(ug/L or ug/Kg) ug/L

CAS NUMBER	COMPOUND NAME	RT	EST. CONC.	Q
1.				
2.				
3.				
4.				
5.				
6.				
7.				
8.				
9.				
10.				
11.				
12.				
13.				
14.				
15.				
16.				
17.				
18.				
19.				
20.				
21.				
22.				
23.				
24.				
25.				
26.				
27.				
28.				
29.				
30.				



Data File: \\AVOGADRO\ORGANICS\voa\V2.i\050413.B\V2G7914.D

Date : 13-APR-2005 12:46

Client ID: VBLK2Q

Sample Info: MB-17654,VBLK2Q,17654


Purge Volume: 5.0

Column phase: DB-624

Instrument: V2.i

Operator: JC SRC: JC

Column diameter: 0.25



Data File: \\AVOGADRO\ORGANICS\organic\voa\V2.i\050413.B\V2G7914.D  
Report Date: 03-May-2005 11:47

Mitkem Corporation

CLP OLM4.X - Water and Medium Soils

Data file : \\AVOGADRO\ORGANICS\organic\voa\V2.i\050413.B\V2G7914.D  
Lab Smp Id: MB-17654 Client Smp ID: VBLK2Q  
Inj Date : 13-APR-2005 12:46  
Operator : JC SRC: JC Inst ID: V2.i  
Smp Info : ,MB-17654,VBLK2Q,17654  
Misc Info :  
Comment :  
Method : \\AVOGADRO\ORGANICS\organic\voa\V2.i\050413.B\v2clp4S.m  
Meth Date : 03-May-2005 11:40 mtl Quant Type: ISTD  
Cal Date : 13-APR-2005 10:46 Cal File: V2G7911.D ✓  
Als bottle: 4 QC Sample: BLANK ✓  
Dil Factor: 1.00000  
Integrator: HP RTE Compound Sublist: CLP4.sub  
Target Version: 4.03  
Processing Host: TARGET6

Concentration Formula: Amt \* DF \* Uf \* 5/Vo

Name	Value	Description
DF	1.000	Dilution Factor
Uf	1.000	ng unit correction factor
Vo	5.000	Sample Volume purged (mL)

Compounds	QUANT SIG	CONCENTRATIONS						
		MASS	RT	EXP RT	REL RT	RESPONSE	ON-COLUMN ( ug/L)	FINAL ( ug/L)
* 18 Bromochloromethane	128	5.602	5.602	(1.000)	191400	50.0000		
\$ 23 1,2-Dichloroethane-d4	65	6.239	6.239	(1.114)	539268	52.0034	52	
* 26 1,4-Difluorobenzene	114	6.719	6.719	(1.000)	866450	50.0000		
\$ 33 Toluene-d8	98	8.463	8.463	(0.821)	865907	49.0132	49	
* 42 Chlorobenzene-d5	117	10.311	10.322	(1.000)	636593	50.0000		
\$ 50 Bromofluorobenzene	95	11.804	11.804	(1.145)	352181	49.6727	50	

5/3/05

Data File: \\AVOGADRO\ORGANICS\organic\voa\V2.i\050413.B\V2G7914.D  
Report Date: 03-May-2005 11:47

Mitkem Corporation

CLP OLM4.X - Water and Medium Soils

Data file : \\AVOGADRO\ORGANICS\organic\voa\V2.i\050413.B\V2G7914.D  
Lab Smp Id: MB-17654 Client Smp ID: VBLK2Q  
Inj Date : 13-APR-2005 12:46  
Operator : JC SRC: JC Inst ID: V2.i  
Smp Info : ,MB-17654,VBLK2Q,17654  
Misc Info :  
Comment :  
Method : \\AVOGADRO\ORGANICS\organic\voa\V2.i\050413.B\v2clp4S.m  
Meth Date : 03-May-2005 11:40 mtl Quant Type: ISTD  
Cal Date : 13-APR-2005 10:46 Cal File: V2G7911.D  
Als bottle: 4 QC Sample: BLANK  
Dil Factor: 1.00000  
Integrator: HP RTE Compound Sublist: CLP4.sub  
Target Version: 4.03  
Processing Host: TARGET6

- NO TENTATIVELY IDENTIFIED COMPOUNDS -

1A  
VOLATILE ORGANICS ANALYSIS DATA SHEET

EPA SAMPLE NO.

VBLK2T

Lab Name: MITKEM CORPORATION Contract: \_\_\_\_\_  
Lab Code: MITKEM Case No.: \_\_\_\_\_ SAS No.: \_\_\_\_\_ SDG No.: MD0410

Matrix: (soil/water) WATER Lab Sample ID: MB-17666

Sample wt/vol: 5.000 (g/mL) ML Lab File ID: V2G7923

Level: (low/med) LOW Date Received: \_\_\_\_\_

% Moisture: not dec. \_\_\_\_\_ Date Analyzed: 04/14/05

GC Column: DB-624 ID: 0.25 (mm) Dilution Factor: 1.0

Soil Extract Volume: \_\_\_\_\_ (uL) Soil Aliquot Volume: \_\_\_\_\_ (uL)

CAS NO. COMPOUND CONCENTRATION UNITS:  
(ug/L or ug/Kg) UG/L Q

75-71-8	Dichlorodifluoromethane	10	U
74-87-3	Chloromethane	10	U
75-01-4	Vinyl Chloride	10	U
74-83-9	Bromomethane	10	U
75-00-3	Chloroethane	10	U
75-69-4	Trichlorofluoromethane	10	U
75-35-4	1,1-Dichloroethene	10	U
76-13-1	1,1,2-Trichloro-1,2,2-trifluoroethane	10	U
67-64-1	Acetone	10	U
75-15-0	Carbon Disulfide	10	U
79-20-9	Methyl Acetate	10	U
75-09-2	Methylene Chloride	10	U
156-60-5	trans-1,2-Dichloroethene	10	U
1634-04-4	Methyl tert-Butyl Ether	10	U
75-34-3	1,1-Dichloroethane	10	U
156-59-2	cis-1,2-Dichloroethene	10	U
78-93-3	2-Butanone	10	U
67-66-3	Chloroform	10	U
71-55-6	1,1,1-Trichloroethane	10	U
110-82-7	Cyclohexane	10	U
56-23-5	Carbon Tetrachloride	10	U
71-43-2	Benzene	10	U
107-06-2	1,2-Dichloroethane	10	U

1B  
VOLATILE ORGANICS ANALYSIS DATA SHEET

EPA SAMPLE NO.

VBLK2T

Lab Name: MITKEM CORPORATION Contract: \_\_\_\_\_  
Lab Code: MITKEM Case No.: \_\_\_\_\_ SAS No.: \_\_\_\_\_ SDG No.: MD0410

Matrix: (soil/water) WATER Lab Sample ID: MB-17666

Sample wt/vol: 5.000 (g/mL) ML Lab File ID: V2G7923

Level: (low/med) LOW Date Received: \_\_\_\_\_

% Moisture: not dec. \_\_\_\_\_ Date Analyzed: 04/14/05

GC Column: DB-624 ID: 0.25 (mm) Dilution Factor: 1.0

Soil Extract Volume: \_\_\_\_\_ (uL) Soil Aliquot Volume: \_\_\_\_\_ (uL)

CAS NO. COMPOUND CONCENTRATION UNITS:  
(ug/L or ug/Kg) UG/L Q

79-01-6	Trichloroethene	10	U
108-87-2	Methylcyclohexane	10	U
78-87-5	1,2-Dichloropropane	10	U
75-27-4	Bromodichloromethane	10	U
10061-01-5	cis-1,3-Dichloropropene	10	U
108-10-1	4-Methyl-2-Pentanone	10	U
108-88-3	Toluene	10	U
10061-02-6	trans-1,3-Dichloropropene	10	U
79-00-5	1,1,2-Trichloroethane	10	U
127-18-4	Tetrachloroethene	10	U
591-78-6	2-Hexanone	10	U
124-48-1	Dibromochloromethane	10	U
106-93-4	1,2-Dibromoethane	10	U
108-90-7	Chlorobenzene	10	U
100-41-4	Ethylbenzene	10	U
1330-20-7	Xylene (Total)	10	U
100-42-5	Styrene	10	U
75-25-2	Bromoform	10	U
98-82-8	Isopropylbenzene	10	U
79-34-5	1,1,2,2-Tetrachloroethane	10	U
541-73-1	1,3-Dichlorobenzene	10	U
106-46-7	1,4-Dichlorobenzene	10	U
95-50-1	1,2-Dichlorobenzene	10	U
96-12-8	1,2-Dibromo-3-chloropropane	10	U
120-82-1	1,2,4-Trichlorobenzene	10	U

1F  
VOLATILE ORGANICS ANALYSIS DATA SHEET  
TENTATIVELY IDENTIFIED COMPOUNDS

EPA SAMPLE NO.

VBK2T

Lab Name: MITKEM CORPORATION Contract: \_\_\_\_\_

Lab Code: MITKEM Case No.: \_\_\_\_\_ SAS No.: \_\_\_\_\_ SDG No.: MD0410

Matrix: (soil/water) WATER Lab Sample ID: MB-17666

Sample wt/vol: 5.000 (g/mL) ML Lab File ID: V2G7923

Level: (low/med) LOW Date Received: \_\_\_\_\_

% Moisture: not dec. \_\_\_\_\_ Date Analyzed: 04/14/05

GC Column: DB-624 ID: 0.25 (mm) Dilution Factor: 1.0  
~~17666.0~~ 5/3/05

Soil Extract Volume: \_\_\_\_\_ (uL) Soil Aliquot Volume: \_\_\_\_\_ (uL)

Number TICs found: 0 CONCENTRATION UNITS:  
(ug/L or ug/Kg) ug/L

CAS NUMBER	COMPOUND NAME	RT	EST. CONC.	Q
=====	=====	=====	=====	=====
1.				
2.				
3.				
4.				
5.				
6.				
7.				
8.				
9.				
10.				
11.				
12.				
13.				
14.				
15.				
16.				
17.				
18.				
19.				
20.				
21.				
22.				
23.				
24.				
25.				
26.				
27.				
28.				
29.				
30.				

Data File: \\AVOCADRO\ORGANICS\organic\voa\V2.1\050414.B\267923.D

Date : 14-APR-2005 12:41

Client ID: VBLK2T

Sample Info: HB-17666,VBLK2T,,17666

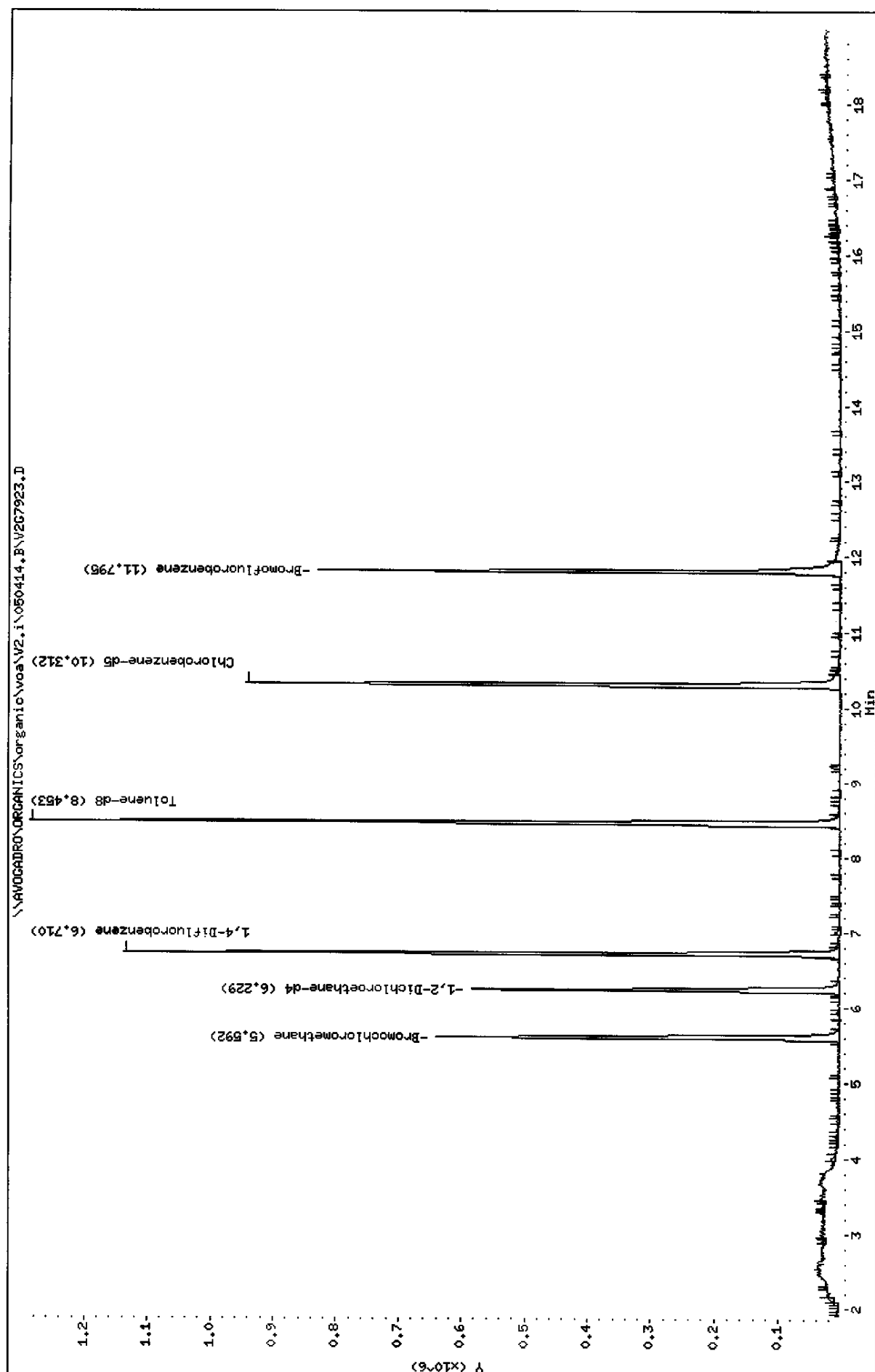
Purge Volume: 5.0

Column phase: DB-624

Instrument: V2.i

Operator: JC SRC: JC

Column diameter: 0.25



Data File: \\AVOGADRO\ORGANICS\organic\voa\V2.i\050414.B\V2G7923.D  
Report Date: 03-May-2005 14:08

Mitkem Corporation

CLP OLM4.X - Water and Medium Soils  
Data file : \\AVOGADRO\ORGANICS\organic\voa\V2.i\050414.B\V2G7923.D  
Lab Smp Id: MB-17666 Client Smp ID: VBLK2T  
Inj Date : 14-APR-2005 12:41  
Operator : JC SRC: JC Inst ID: V2.i  
Smp Info : ,MB-17666,VBLK2T,,17666  
Misc Info :  
Comment :  
Method : \\AVOGADRO\ORGANICS\organic\voa\V2.i\050414.B\v2clp4S.m  
Meth Date : 03-May-2005 11:59 mtl Quant Type: ISTD  
Cal Date : 14-APR-2005 12:02 Cal File: V2G7922.D  
Als bottle: 3 QC Sample: BLANK  
Dil Factor: 1.00000  
Integrator: HP RTE Compound Sublist: CLP4.sub  
Target Version: 4.03  
Processing Host: TARGET6

Concentration Formula: Amt \* DF \* Uf \* 5/Vo

Name	Value	Description
DF	1.000	Dilution Factor
Uf	1.000	ng unit correction factor
Vo	5.000	Sample Volume purged (mL)

Compounds	QUANT SIG	MASS	RT	EXP RT	REL RT	RESPONSE	CONCENTRATIONS	
							ON-COLUMN ( ug/L)	FINAL ( ug/L)
* 18 Bromochloromethane	128	5.603	5.593	(1.000)	217434	50.0000		
\$ 23 1,2-Dichloroethane-d4	65	6.229	6.230	(1.112)	586356	52.9181	53	
* 26 1,4-Difluorobenzene	114	6.710	6.710	(1.000)	981358	50.0000		
\$ 33 Toluene-d8	98	8.453	8.454	(0.820)	948393	52.6261	53	
* 42 Chlorobenzene-d5	117	10.312	10.312	(1.000)	692593	50.0000		
\$ 50 Bromofluorobenzene	95	11.795	11.795	(1.144)	370087	47.9834	48	

SB  
5/3/05



Data File: \\AVOGADRO\ORGANICS\organic\voa\V2.i\050414.B\V2G7923.D  
Report Date: 03-May-2005 12:04

Mitkem Corporation

CLP OLM4.X - Water and Medium Soils  
Data file : \\AVOGADRO\ORGANICS\organic\voa\V2.i\050414.B\V2G7923.D  
Lab Smp Id: MB-17666 Client Smp ID: VBLK2T  
Inj Date : 14-APR-2005 12:41  
Operator : JC SRC: JC Inst ID: V2.i  
Smp Info : ,MB-17666,VBLK2T,,17666  
Misc Info :  
Comment :  
Method : \\AVOGADRO\ORGANICS\organic\voa\V2.i\050414.B\v2clp4S.m  
Meth Date : 03-May-2005 11:59 mtl Quant Type: ISTD  
Cal Date : 14-APR-2005 12:02 Cal File: V2G7922.D  
Als bottle: 3 QC Sample: BLANK  
Dil Factor: 17666.00000  
Integrator: HP RTE Compound Sublist: CLP4.sub  
Target Version: 4.03  
Processing Host: TARGET6

- NO TENTATIVELY IDENTIFIED COMPOUNDS -

1A  
VOLATILE ORGANICS ANALYSIS DATA SHEET

EPA SAMPLE NO.

VHBLK2T

Lab Name: MITKEM CORPORATION Contract: \_\_\_\_\_

Lab Code: MITKEM Case No.: \_\_\_\_\_ SAS No.: \_\_\_\_\_ SDG No.: MD0410

Matrix: (soil/water) WATER Lab Sample ID: VHBLK2T

Sample wt/vol: 5.000 (g/mL) ML Lab File ID: V2G7932

Level: (low/med) LOW Date Received: 04/08/05

% Moisture: not dec. \_\_\_\_\_ Date Analyzed: 04/14/05

GC Column: DB-624 ID: 0.25 (mm) Dilution Factor: 1.0

Soil Extract Volume: \_\_\_\_\_ (uL) Soil Aliquot Volume: \_\_\_\_\_ (uL)

CAS NO.	COMPOUND	CONCENTRATION UNITS:	
		(ug/L or ug/Kg) <u>UG/L</u>	<u>Q</u>
75-71-8	Dichlorodifluoromethane	10	U
74-87-3	Chloromethane	10	U
75-01-4	Vinyl Chloride	10	U
74-83-9	Bromomethane	10	U
75-00-3	Chloroethane	10	U
75-69-4	Trichlorofluoromethane	10	U
75-35-4	1,1-Dichloroethene	10	U
76-13-1	1,1,2-Trichloro-1,2,2-trifluoroethane	10	U
67-64-1	Acetone	10	U
75-15-0	Carbon Disulfide	10	U
79-20-9	Methyl Acetate	10	U
75-09-2	Methylene Chloride	10	U
156-60-5	trans-1,2-Dichloroethene	10	U
1634-04-4	Methyl tert-Butyl Ether	10	U
75-34-3	1,1-Dichloroethane	10	U
156-59-2	cis-1,2-Dichloroethene	10	U
78-93-3	2-Butanone	10	U
67-66-3	Chloroform	10	U
71-55-6	1,1,1-Trichloroethane	10	U
110-82-7	Cyclohexane	10	U
56-23-5	Carbon Tetrachloride	10	U
71-43-2	Benzene	10	U
107-06-2	1,2-Dichloroethane	10	U

1B  
VOLATILE ORGANICS ANALYSIS DATA SHEET

EPA SAMPLE NO.

VHBLK2T

Lab Name: MITKEM CORPORATION Contract: \_\_\_\_\_

Lab Code: MITKEM Case No.: \_\_\_\_\_ SAS No.: \_\_\_\_\_ SDG No.: MD0410

Matrix: (soil/water) WATER Lab Sample ID: VHBLK2T

Sample wt/vol: 5.000 (g/mL) ML Lab File ID: V2G7932

Level: (low/med) LOW Date Received: 04/08/05

% Moisture: not dec. \_\_\_\_\_ Date Analyzed: 04/14/05

GC Column: DB-624 ID: 0.25 (mm) Dilution Factor: 1.0

Soil Extract Volume: \_\_\_\_\_ (uL) Soil Aliquot Volume: \_\_\_\_\_ (uL)

CONCENTRATION UNITS:  
(ug/L or ug/Kg) UG/L Q

CAS NO.	COMPOUND		
79-01-6	Trichloroethene	10	U
108-87-2	Methylcyclohexane	10	U
78-87-5	1,2-Dichloropropane	10	U
75-27-4	Bromodichloromethane	10	U
10061-01-5	cis-1,3-Dichloropropene	10	U
108-10-1	4-Methyl-2-Pentanone	10	U
108-88-3	Toluene	10	U
10061-02-6	trans-1,3-Dichloropropene	10	U
79-00-5	1,1,2-Trichloroethane	10	U
127-18-4	Tetrachloroethene	10	U
591-78-6	2-Hexanone	10	U
124-48-1	Dibromochloromethane	10	U
106-93-4	1,2-Dibromoethane	10	U
108-90-7	Chlorobenzene	10	U
100-41-4	Ethylbenzene	10	U
1330-20-7	Xylene (Total)	10	U
100-42-5	Styrene	10	U
75-25-2	Bromoform	10	U
98-82-8	Isopropylbenzene	10	U
79-34-5	1,1,2,2-Tetrachloroethane	10	U
541-73-1	1,3-Dichlorobenzene	10	U
106-46-7	1,4-Dichlorobenzene	10	U
95-50-1	1,2-Dichlorobenzene	10	U
96-12-8	1,2-Dibromo-3-chloropropane	10	U
120-82-1	1,2,4-Trichlorobenzene	10	U

1F  
VOLATILE ORGANICS ANALYSIS DATA SHEET  
TENTATIVELY IDENTIFIED COMPOUNDS

EPA SAMPLE NO.

VHBLK2T

Lab Name: MITKEM CORPORATION Contract: \_\_\_\_\_

Lab Code: MITKEM Case No.: \_\_\_\_\_ SAS No.: \_\_\_\_\_ SDG No.: MD0410

Matrix: (soil/water) WATER Lab Sample ID: VHBLK2T

Sample wt/vol: 5.000 (g/mL) ML Lab File ID: V2G7932

Level: (low/med) LOW Date Received: 04/08/05

% Moisture: not dec. \_\_\_\_\_ Date Analyzed: 04/14/05

GC Column: DB-624 ID: 0.25 (mm) Dilution Factor: 1.0

Soil Extract Volume: \_\_\_\_\_ (uL) Soil Aliquot Volume: \_\_\_\_\_ (uL)

Number TICs found: 0 CONCENTRATION UNITS:  
(ug/L or ug/Kg) ug/L

CAS NUMBER	COMPOUND NAME	RT	EST. CONC.	Q
=====	=====	=====	=====	=====
1.				
2.				
3.				
4.				
5.				
6.				
7.				
8.				
9.				
10.				
11.				
12.				
13.				
14.				
15.				
16.				
17.				
18.				
19.				
20.				
21.				
22.				
23.				
24.				
25.				
26.				
27.				
28.				
29.				
30.				

Data File: \\AVOGADRO\ORGANICS\voa\2.i\050414.B\207932.D

Date : 14-APR-2005 17:18

Client ID: VHBLK2T

Sample Info: ,VHBLK2T,VHBLK2T

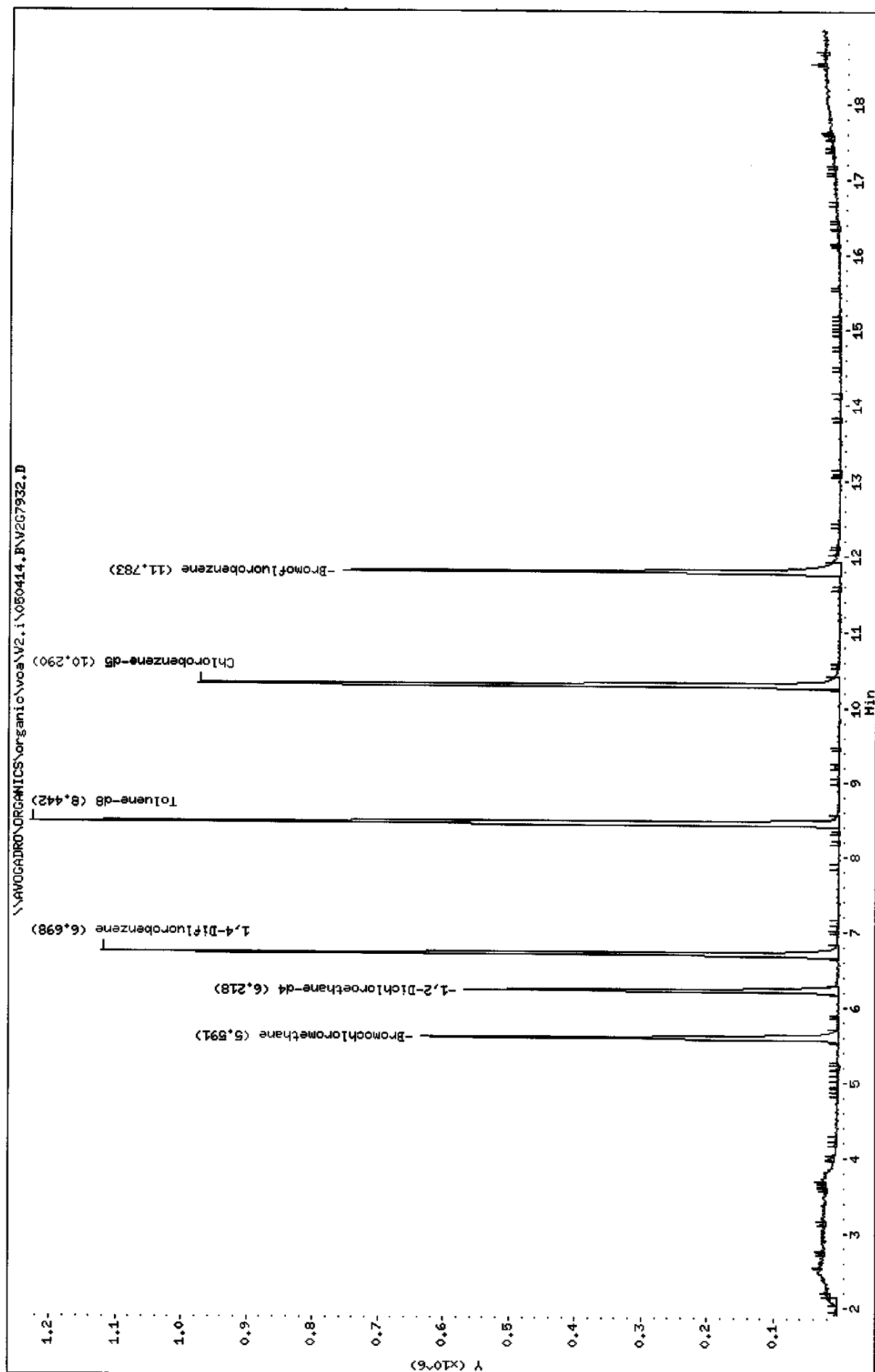
Purge Volume: 5.0

Column phase: DB-624

Instrument: V2.i

Operator: JC SRC: JC

Column diameter: 0.25



Data File: \\AVOGADRO\ORGANICS\organic\voa\V2.i\050414.B\V2G7932.D  
Report Date: 03-May-2005 12:04

Mitkem Corporation

CLP OLM4.X - Water and Medium Soils

Data file : \\AVOGADRO\ORGANICS\organic\voa\V2.i\050414.B\V2G7932.D  
Lab Smp Id: VHBLK2T Client Smp ID: VHBLK2T  
Inj Date : 14-APR-2005 17:18  
Operator : JC SRC: JC Inst ID: V2.i  
Smp Info : ,VHBLK2T,VHBLK2T  
Misc Info :  
Comment :  
Method : \\AVOGADRO\ORGANICS\organic\voa\V2.i\050414.B\v2clp4S.m  
Meth Date : 03-May-2005 11:59 mtl Quant Type: ISTD  
Cal Date : 14-APR-2005 12:02 Cal File: V2G7922.D ✓  
Als bottle: 12 QC Sample: STORAGEBLANK ✓  
Dil Factor: 1.00000  
Integrator: HP RTE Compound Sublist: CLP4.sub  
Target Version: 4.03  
Processing Host: TARGET6

Concentration Formula: Amt \* DF \* Uf \* 5/Vo

Name	Value	Description
DF	1.000	Dilution Factor
Uf	1.000	ng unit correction factor
Vo	5.000	Sample Volume purged (mL)

Compounds	QUANT SIG						CONCENTRATIONS	
		MASS	RT	EXP RT	REL RT	RESPONSE	ON-COLUMN ( ug/L)	FINAL ( ug/L)
* 18 Bromochloromethane	128	5.591	5.593	(1.000)	209057	50.0000		
\$ 23 1,2-Dichloroethane-d4	65	6.218	6.230	(1.112)	550849	51.7056		52
* 26 1,4-Difluorobenzene	114	6.698	6.710	(1.000)	947694	50.0000		
\$ 33 Toluene-d8	98	8.442	8.454	(0.820)	910591	50.9161		51
* 42 Chlorobenzene-d5	117	10.300	10.312	(1.000)	687320	50.0000		
\$ 50 Bromofluorobenzene	95	11.783	11.795	(1.144)	350850	45.8382		46

SB

5/3/05

Data File: \\AVOGADRO\ORGANICS\organic\voa\V2.i\050414.B\V2G7932.D  
Report Date: 03-May-2005 12:04

Mitkem Corporation

CLP OLM4.X - Water and Medium Soils  
Data file : \\AVOGADRO\ORGANICS\organic\voa\V2.i\050414.B\V2G7932.D  
Lab Smp Id: VHBLK2T Client Smp ID: VHBLK2T  
Inj Date : 14-APR-2005 17:18  
Operator : JC SRC: JC Inst ID: V2.i  
Smp Info : ,VHBLK2T,VHBLK2T  
Misc Info :  
Comment :  
Method : \\AVOGADRO\ORGANICS\organic\voa\V2.i\050414.B\v2clp4S.m  
Meth Date : 03-May-2005 11:59 mtl Quant Type: ISTD  
Cal Date : 14-APR-2005 12:02 Cal File: V2G7922.D  
Als bottle: 12 QC Sample: STORAGEBLANK  
Dil Factor: 1.00000  
Integrator: HP RTE Compound Sublist: CLP4.sub  
Target Version: 4.03  
Processing Host: TARGET6

- NO TENTATIVELY IDENTIFIED COMPOUNDS -

1A  
VOLATILE ORGANICS ANALYSIS DATA SHEET

EPA SAMPLE NO.

V2QLCS

Lab Name: MITKEM CORPORATION Contract: \_\_\_\_\_

Lab Code: MITKEM Case No.: \_\_\_\_\_ SAS No.: \_\_\_\_\_ SDG No.: MD0410

Matrix: (soil/water) WATER Lab Sample ID: LCS-17654

Sample wt/vol: 5.000 (g/mL) ML Lab File ID: V2G7915

Level: (low/med) LOW Date Received: \_\_\_\_\_

% Moisture: not dec. \_\_\_\_\_ Date Analyzed: 04/13/05

GC Column: DB-624 ID: 0.25 (mm) Dilution Factor: 1.0

Soil Extract Volume: \_\_\_\_\_ (uL) Soil Aliquot Volume: \_\_\_\_\_ (uL)

CONCENTRATION UNITS:  
(ug/L or ug/Kg) UG/L Q

CAS NO.	COMPOUND		
75-71-8	Dichlorodifluoromethane	10	U
74-87-3	Chloromethane	10	U
75-01-4	Vinyl Chloride	10	U
74-83-9	Bromomethane	10	U
75-00-3	Chloroethane	10	U
75-69-4	Trichlorofluoromethane	10	U
75-35-4	1,1-Dichloroethene	57	
76-13-1	1,1,2-Trichloro-1,2,2-trifluoroethane	10	U
67-64-1	Acetone	10	U
75-15-0	Carbon Disulfide	10	U
79-20-9	Methyl Acetate	10	U
75-09-2	Methylene Chloride	10	U
156-60-5	trans-1,2-Dichloroethene	10	U
1634-04-4	Methyl tert-Butyl Ether	10	U
75-34-3	1,1-Dichloroethane	10	U
156-59-2	cis-1,2-Dichloroethene	10	U
78-93-3	2-Butanone	10	U
67-66-3	Chloroform	10	U
71-55-6	1,1,1-Trichloroethane	10	U
110-82-7	Cyclohexane	10	U
56-23-5	Carbon Tetrachloride	10	U
71-43-2	Benzene	58	
107-06-2	1,2-Dichloroethane	10	U



1B  
VOLATILE ORGANICS ANALYSIS DATA SHEET

EPA SAMPLE NO.

V2QLCS

Lab Name: MITKEM CORPORATION Contract: \_\_\_\_\_

Lab Code: MITKEM Case No.: \_\_\_\_\_ SAS No.: \_\_\_\_\_ SDG No.: MD0410

Matrix: (soil/water) WATER Lab Sample ID: LCS-17654

Sample wt/vol: 5.000 (g/mL) ML Lab File ID: V2G7915

Level: (low/med) LOW Date Received: \_\_\_\_\_

% Moisture: not dec. \_\_\_\_\_ Date Analyzed: 04/13/05

GC Column: DB-624 ID: 0.25 (mm) Dilution Factor: 1.0

Soil Extract Volume: \_\_\_\_\_ (uL) Soil Aliquot Volume: \_\_\_\_\_ (uL)

CONCENTRATION UNITS:  
(ug/L or ug/Kg) UG/L Q

CAS NO.	COMPOUND		
79-01-6	Trichloroethene	59	
108-87-2	Methylcyclohexane	10	U
78-87-5	1,2-Dichloropropane	10	U
75-27-4	Bromodichloromethane	10	U
10061-01-5	cis-1,3-Dichloropropene	10	U
108-10-1	4-Methyl-2-Pentanone	10	U
108-88-3	Toluene	59	
10061-02-6	trans-1,3-Dichloropropene	10	U
79-00-5	1,1,2-Trichloroethane	10	U
127-18-4	Tetrachloroethene	10	U
591-78-6	2-Hexanone	10	U
124-48-1	Dibromochloromethane	10	U
106-93-4	1,2-Dibromoethane	10	U
108-90-7	Chlorobenzene	60	
100-41-4	Ethylbenzene	10	U
1330-20-7	Xylene (Total)	10	U
100-42-5	Styrene	10	U
75-25-2	Bromoform	10	U
98-82-8	Isopropylbenzene	10	U
79-34-5	1,1,2,2-Tetrachloroethane	10	U
541-73-1	1,3-Dichlorobenzene	10	U
106-46-7	1,4-Dichlorobenzene	10	U
95-50-1	1,2-Dichlorobenzene	10	U
96-12-8	1,2-Dibromo-3-chloropropane	10	U
120-82-1	1,2,4-Trichlorobenzene	10	U

Data File: \\AVOCADRO\ORGANICS\organic\voa\2.i\050413.B\207915.D

Date : 13-APR-2006 13:24

Client ID: V20LCS

Sample Info: LCS-17654,V20LCS,17654

Purge Volume: 5.0


Column phase: DB-624

Instrument: V2.i

Operator: JC SRC: JC

Column diameter: 0.25

\\AVOCADRO\ORGANICS\organic\voa\2.i\050413.B\207915.D



Data File: \\AVOGADRO\ORGANICS\organic\voa\V2.i\050413.B\V2G7915.D  
Report Date: 03-May-2005 11:48

Mitkem Corporation

CLP OLM4.X - Water and Medium Soils

Data file : \\AVOGADRO\ORGANICS\organic\voa\V2.i\050413.B\V2G7915.D  
Lab Smp Id: LCS-17654 Client Smp ID: V2QLCS  
Inj Date : 13-APR-2005 13:24  
Operator : JC SRC: JC Inst ID: V2.i  
Smp Info : ,LCS-17654,V2QLCS,17654  
Misc Info :  
Comment :  
Method : \\AVOGADRO\ORGANICS\organic\voa\V2.i\050413.B\v2clp4S.m  
Meth Date : 03-May-2005 11:40 mtl Quant Type: ISTD  
Cal Date : 13-APR-2005 10:46 Cal File: V2G7911.D ✓  
Als bottle: 5 QC Sample: LCS ✓  
Dil Factor: 1.00000  
Integrator: HP RTE Compound Sublist: CLP4.sub  
Target Version: 4.03  
Processing Host: TARGET6

Concentration Formula: Amt \* DF \* Uf \* 5/Vo

Name	Value	Description
DF	1.000	Dilution Factor
Uf	1.000	ng unit correction factor
Vo	5.000	Sample Volume purged (mL)

Compounds	QUANT SIG	MASS	RT	EXP RT	REL RT	RESPONSE	CONCENTRATIONS	
							ON-COLUMN ( ug/L)	FINAL ( ug/L)
7 1,1-Dichloroethene	96	3.503	3.514	(0.625)	345942	56.9185	57	
* 18 Bromochloromethane	128	5.602	5.602	(1.000)	190595	50.0000		
\$ 23 1,2-Dichloroethane-d4	65	6.239	6.239	(1.114)	537689	52.0701	52	
25 Benzene	78	6.302	6.301	(0.938)	1054542	58.0223	58	
* 26 1,4-Difluorobenzene	114	6.719	6.719	(1.000)	865559	50.0000		
27 Trichloroethene	130	7.022	7.022	(1.045)	327997	58.8238	59	
\$ 33 Toluene-d8	98	8.463	8.463	(0.821)	862241	47.9220	48	
34 Toluene	91	8.547	8.547	(0.829)	1115938	58.9561	59	
* 42 Chlorobenzene-d5	117	10.311	10.322	(1.000)	648332	50.0000		
43 Chlorobenzene	112	10.353	10.353	(1.004)	729424	59.5123	60	
\$ 50 Bromofluorobenzene	95	11.804	11.804	(1.145)	341937	47.3546	47	

5/3/05

1A  
VOLATILE ORGANICS ANALYSIS DATA SHEET

EPA SAMPLE NO.

V2TLCS

Lab Name: MITKEM CORPORATION Contract: \_\_\_\_\_

Lab Code: MITKEM Case No.: \_\_\_\_\_ SAS No.: \_\_\_\_\_ SDG No.: MD0410

Matrix: (soil/water) WATER Lab Sample ID: LCS-17666

Sample wt/vol: 5.000 (g/mL) ML Lab File ID: V2G7924

Level: (low/med) LOW Date Received: \_\_\_\_\_

% Moisture: not dec. \_\_\_\_\_ Date Analyzed: 04/14/05

GC Column: DB-624 ID: 0.25 (mm) Dilution Factor: 1.0

Soil Extract Volume: \_\_\_\_\_ (uL) Soil Aliquot Volume: \_\_\_\_\_ (uL)

CONCENTRATION UNITS:  
(ug/L or ug/Kg) UG/L Q

CAS NO.	COMPOUND		
75-71-8	Dichlorodifluoromethane	10	U
74-87-3	Chloromethane	10	U
75-01-4	Vinyl Chloride	10	U
74-83-9	Bromomethane	10	U
75-00-3	Chloroethane	10	U
75-69-4	Trichlorofluoromethane	10	U
75-35-4	1,1-Dichloroethene	55	
76-13-1	1,1,2-Trichloro-1,2,2-trifluoroethane	10	U
67-64-1	Acetone	10	U
75-15-0	Carbon Disulfide	10	U
79-20-9	Methyl Acetate	10	U
75-09-2	Methylene Chloride	10	U
156-60-5	trans-1,2-Dichloroethene	10	U
1634-04-4	Methyl tert-Butyl Ether	10	U
75-34-3	1,1-Dichloroethane	10	U
156-59-2	cis-1,2-Dichloroethene	10	U
78-93-3	2-Butanone	10	U
67-66-3	Chloroform	10	U
71-55-6	1,1,1-Trichloroethane	10	U
110-82-7	Cyclohexane	10	U
56-23-5	Carbon Tetrachloride	10	U
71-43-2	Benzene	53	
107-06-2	1,2-Dichloroethane	10	U

1B  
VOLATILE ORGANICS ANALYSIS DATA SHEET

EPA SAMPLE NO.

V2TLCS

Lab Name: MITKEM CORPORATION Contract: \_\_\_\_\_

Lab Code: MITKEM Case No.: \_\_\_\_\_ SAS No.: \_\_\_\_\_ SDG No.: MD0410

Matrix: (soil/water) WATER Lab Sample ID: LCS-17666

Sample wt/vol: 5.000 (g/mL) ML Lab File ID: V2G7924

Level: (low/med) LOW Date Received: \_\_\_\_\_

% Moisture: not dec. \_\_\_\_\_ Date Analyzed: 04/14/05

GC Column: DB-624 ID: 0.25 (mm) Dilution Factor: 1.0

Soil Extract Volume: \_\_\_\_\_ (uL) Soil Aliquot Volume: \_\_\_\_\_ (uL)

CAS NO. COMPOUND

CONCENTRATION UNITS:  
(ug/L or ug/Kg) UG/L Q

79-01-6	Trichloroethene	51	
108-87-2	Methylcyclohexane	10	U
78-87-5	1,2-Dichloropropane	10	U
75-27-4	Bromodichloromethane	10	U
10061-01-5	cis-1,3-Dichloropropene	10	U
108-10-1	4-Methyl-2-Pentanone	10	U
108-88-3	Toluene	53	
10061-02-6	trans-1,3-Dichloropropene	10	U
79-00-5	1,1,2-Trichloroethane	10	U
127-18-4	Tetrachloroethene	10	U
591-78-6	2-Hexanone	10	U
124-48-1	Dibromochloromethane	10	U
106-93-4	1,2-Dibromoethane	10	U
108-90-7	Chlorobenzene	54	
100-41-4	Ethylbenzene	10	U
1330-20-7	Xylene (Total)	10	U
100-42-5	Styrene	10	U
75-25-2	Bromoform	10	U
98-82-8	Isopropylbenzene	10	U
79-34-5	1,1,2,2-Tetrachloroethane	10	U
541-73-1	1,3-Dichlorobenzene	10	U
106-46-7	1,4-Dichlorobenzene	10	U
95-50-1	1,2-Dichlorobenzene	10	U
96-12-8	1,2-Dibromo-3-chloropropane	10	U
120-82-1	1,2,4-Trichlorobenzene	10	U

Data File: \\AVOGADRO\ORGANICS\orga\voa\2.i\050414.B\207924.D

Date : 14-APR-2005 13:27

Client ID: V2TLC

Sample Info: LCS-17666,V2TLC,,17666


Purge Volume: 5.0

Column phase: DB-624

Instrument: V2.i

Operator: JC SRC: JC

Column diameter: 0.25



Data File: \\AVOGADRO\ORGANICS\organic\voa\V2.i\050414.B\V2G7924.D  
Report Date: 03-May-2005 14:09

Mitkem Corporation

CLP OLM4.X - Water and Medium Soils

Data file : \\AVOGADRO\ORGANICS\organic\voa\V2.i\050414.B\V2G7924.D  
Lab Smp Id: LCS-17666 Client Smp ID: V2TLCS  
Inj Date : 14-APR-2005 13:27  
Operator : JC SRC: JC Inst ID: V2.i  
Smp Info : ,LCS-17666,V2TLCS,,17666  
Misc Info :  
Comment :  
Method : \\AVOGADRO\ORGANICS\organic\voa\V2.i\050414.B\v2clp4S.m  
Meth Date : 03-May-2005 11:59 mtl Quant Type: ISTD  
Cal Date : 14-APR-2005 12:02 Cal File: V2G7922.D  
Als bottle: 4 QC Sample: LCS  
Dil Factor: 1.00000  
Integrator: HP RTE Compound Sublist: CLP4.sub  
Target Version: 4.03  
Processing Host: TARGET6

Concentration Formula: Amt \* DF \* Uf \* 5/Vo

Name	Value	Description
DF	1.000	Dilution Factor
Uf	1.000	ng unit correction factor
Vo	5.000	Sample Volume purged (mL)

Compounds	QUANT SIG MASS	RT	EXP RT	REL RT	RESPONSE	CONCENTRATIONS	
						ON-COLUMN ( ug/L)	FINAL ( ug/L)
7 1,1-Dichloroethene	96	3.494	3.504	(0.625)	360046	54.8326	55
* 18 Bromochloromethane	128	5.593	5.593	(1.000)	206086	50.0000	
\$ 23 1,2-Dichloroethane-d4	65	6.219	6.230	(1.112)	562887	53.5973	54
25 Benzene	78	6.293	6.292	(0.938)	1053585	53.3751	53
* 26 1,4-Difluorobenzene	114	6.710	6.710	(1.000)	962738	50.0000	
27 Trichloroethene	130	7.013	7.013	(1.045)	308071	50.5845	51
\$ 33 Toluene-d8	98	8.454	8.454	(0.821)	933199	51.9818	52
34 Toluene	91	8.537	8.537	(0.829)	1062850	53.1618	53
* 42 Chlorobenzene-d5	117	10.302	10.312	(1.000)	689943	50.0000	
43 Chlorobenzene	112	10.344	10.344	(1.004)	693951	53.6238	54
\$ 50 Bromofluorobenzene	95	11.795	11.795	(1.145)	349414	45.4771	45

5B  
5/3/05

1A  
VOLATILE ORGANICS ANALYSIS DATA SHEET

EPA SAMPLE NO.

BR311326MS

Lab Name: MITKEM CORPORATION Contract: \_\_\_\_\_

Lab Code: MITKEM Case No.: \_\_\_\_\_ SAS No.: \_\_\_\_\_ SDG No.: MD0410

Matrix: (soil/water) WATER Lab Sample ID: D0410-01AMS

Sample wt/vol: 5.000 (g/mL) ML Lab File ID: V2G7918

Level: (low/med) LOW Date Received: 04/08/05

% Moisture: not dec. \_\_\_\_\_ Date Analyzed: 04/13/05

GC Column: DB-624 ID: 0.25 (mm) Dilution Factor: 1.0

Soil Extract Volume: \_\_\_\_\_ (uL) Soil Aliquot Volume: \_\_\_\_\_ (uL)

CONCENTRATION UNITS:  
(ug/L or ug/Kg) UG/L Q

CAS NO.	COMPOUND		
75-71-8	Dichlorodifluoromethane	10	U
74-87-3	Chloromethane	10	U
75-01-4	Vinyl Chloride	310	E
74-83-9	Bromomethane	10	U
75-00-3	Chloroethane	10	U
75-69-4	Trichlorofluoromethane	10	U
75-35-4	1,1-Dichloroethene	85	
76-13-1	1,1,2-Trichloro-1,2,2-trifluoroethane	10	U
67-64-1	Acetone	10	U
75-15-0	Carbon Disulfide	10	U
79-20-9	Methyl Acetate	10	U
75-09-2	Methylene Chloride	10	U
156-60-5	trans-1,2-Dichloroethene	13	
1634-04-4	Methyl tert-Butyl Ether	10	U
75-34-3	1,1-Dichloroethane	4	J
156-59-2	cis-1,2-Dichloroethene	1600	E
78-93-3	2-Butanone	10	U
67-66-3	Chloroform	10	U
71-55-6	1,1,1-Trichloroethane	10	U
110-82-7	Cyclohexane	10	U
56-23-5	Carbon Tetrachloride	10	U
71-43-2	Benzene	45	
107-06-2	1,2-Dichloroethane	10	U



1B  
VOLATILE ORGANICS ANALYSIS DATA SHEET

EPA SAMPLE NO.

BR311326MS

Lab Name: MITKEM CORPORATION Contract: \_\_\_\_\_

Lab Code: MITKEM Case No.: \_\_\_\_\_ SAS No.: \_\_\_\_\_ SDG No.: MD0410

Matrix: (soil/water) WATER Lab Sample ID: D0410-01AMS

Sample wt/vol: 5.000 (g/mL) ML Lab File ID: V2G7918

Level: (low/med) LOW Date Received: 04/08/05

% Moisture: not dec. \_\_\_\_\_ Date Analyzed: 04/13/05

GC Column: DB-624 ID: 0.25 (mm) Dilution Factor: 1.0

Soil Extract Volume: \_\_\_\_\_ (uL) Soil Aliquot Volume: \_\_\_\_\_ (uL)

CONCENTRATION UNITS:  
(ug/L or ug/Kg) UG/L Q

CAS NO.	COMPOUND		
79-01-6	Trichloroethene	2900	E
108-87-2	Methylcyclohexane	10	U
78-87-5	1,2-Dichloropropane	10	U
75-27-4	Bromodichloromethane	10	U
10061-01-5	cis-1,3-Dichloropropene	10	U
108-10-1	4-Methyl-2-Pentanone	10	U
108-88-3	Toluene	47	
10061-02-6	trans-1,3-Dichloropropene	10	U
79-00-5	1,1,2-Trichloroethane	10	U
127-18-4	Tetrachloroethene	5200	E
591-78-6	2-Hexanone	10	U
124-48-1	Dibromochloromethane	10	U
106-93-4	1,2-Dibromoethane	10	U
108-90-7	Chlorobenzene	47	
100-41-4	Ethylbenzene	10	U
1330-20-7	Xylene (Total)	10	U
100-42-5	Styrene	10	U
75-25-2	Bromoform	10	U
98-82-8	Isopropylbenzene	10	U
79-34-5	1,1,2,2-Tetrachloroethane	10	U
541-73-1	1,3-Dichlorobenzene	10	U
106-46-7	1,4-Dichlorobenzene	10	U
95-50-1	1,2-Dichlorobenzene	10	U
96-12-8	1,2-Dibromo-3-chloropropane	10	U
120-82-1	1,2,4-Trichlorobenzene	10	U

Data File: \\NAVOGADRO\ORGANICS\organic\voa\V2.i\050413.B\V2C7918.D

Date : 13-APR-2005 15:03

Client ID: BR311326HS

Sample Info: ,D0410-01AHS,,17654

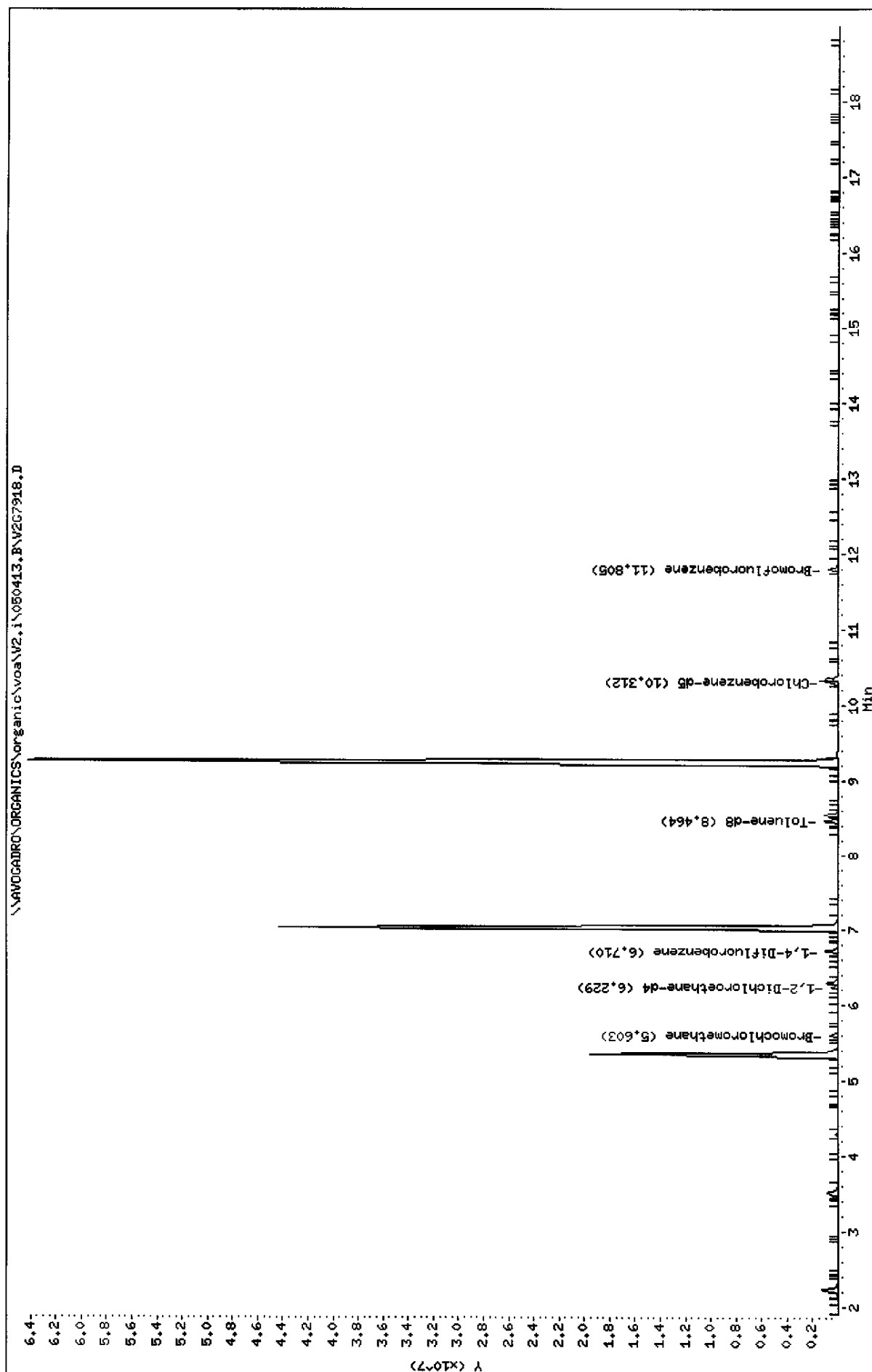
Purge Volume: 5.0

Column phase: DB-624

Instrument: V2.i

Operator: JC SRC: LIMS

Column diameter: 0.25



Data File: \\AVOGADRO\ORGANICS\organic\voa\V2.i\050413.B\V2G7918.D  
Report Date: 03-May-2005 11:48

Mitkem Corporation

CLP OLM4.X - Water and Medium Soils

Data file : \\AVOGADRO\ORGANICS\organic\voa\V2.i\050413.B\V2G7918.D  
Lab Smp Id: D0410-01AMS Client Smp ID: BR311326MS  
Inj Date : 13-APR-2005 15:03  
Operator : JC SRC: LIMS Inst ID: V2.i  
Smp Info : ,D0410-01AMS,,17654  
Misc Info :  
Comment :  
Method : \\AVOGADRO\ORGANICS\organic\voa\V2.i\050413.B\v2clp4S.m  
Meth Date : 03-May-2005 11:40 mtl Quant Type: ISTD  
Cal Date : 13-APR-2005 10:46 Cal File: V2G7911.D✓  
Als bottle: 8 QC Sample: MS✓  
Dil Factor: 1.00000  
Integrator: HP RTE Compound Sublist: CLP4.sub  
Target Version: 4.03  
Processing Host: TARGET6

Concentration Formula: Amt \* DF \* Uf \* 5/Vo

Name	Value	Description
DF	1.000	Dilution Factor
Uf	1.000	ng unit correction factor
Vo	5.000	Sample Volume purged (mL)

Compounds	QUANT SIG	CONCENTRATIONS						
		MASS	RT	EXP RT	REL RT	RESPONSE	ON-COLUMN ( ug/L)	FINAL ( ug/L)
=====	=====	==	=====	=====	=====	=====	=====	
3 Vinyl Chloride	62		2.220	2.219	(0.396)	2041528	312.281	310 (A)
7 1,1-Dichloroethene	96		3.515	3.514	(0.627)	500375	85.0884	85 (R)
13 trans-1,2-Dichloroethene	96		4.277	4.286	(0.763)	83248	13.0409	13
15 1,1-Dichloroethane	63		4.715	4.725	(0.842)	37718	3.50760	4 (a)
17 cis-1,2-Dichloroethene	96		5.342	5.351	(0.953)	9254957	1583.35	1600 (A)
* 18 Bromochloromethane	128		5.603	5.602	(1.000)	184411	50.0000	
\$ 23 1,2-Dichloroethane-d4	65		6.229	6.239	(1.112)	493625	49.4060	49
25 Benzene	78		6.292	6.301	(0.936)	816185	45.1985	45
* 26 1,4-Difluorobenzene	114		6.720	6.719	(1.000)	859988	50.0000	
27 Trichloroethene	130		7.023	7.022	(1.045)	16011255	2890.10	2900 (AR)
\$ 33 Toluene-d8	98		8.464	8.463	(0.821)	818813	46.2222	46
34 Toluene	91		8.547	8.547	(0.829)	879994	47.2201	47
37 Tetrachloroethene	164		9.237	9.236	(0.896)	20978739	5152.81	5200 (A)
* 42 Chlorobenzene-d5	117		10.312	10.322	(1.000)	638320	50.0000	
43 Chlorobenzene	112		10.354	10.353	(1.004)	564287	46.7612	47
\$ 50 Bromofluorobenzene	95		11.805	11.804	(1.145)	344273	48.4260	48

Ⓟ  
5/3/05

Data File: \\AVOGADRO\ORGANICS\organic\voa\V2.i\050413.B\V2G7918.D  
Report Date: 03-May-2005 11:48

QC Flag Legend

- a - Target compound detected but, quantitated amount  
Below Limit Of Quantitation(BLOQ).
- A - Target compound detected but, quantitated amount  
exceeded maximum amount.
- R - Spike/Surrogate failed recovery limits.

1A  
VOLATILE ORGANICS ANALYSIS DATA SHEET

EPA SAMPLE NO.

BR311326MSD

Lab Name: MITKEM CORPORATION Contract: \_\_\_\_\_

Lab Code: MITKEM Case No.: \_\_\_\_\_ SAS No.: \_\_\_\_\_ SDG No.: MD0410

Matrix: (soil/water) WATER Lab Sample ID: D0410-01AMSD

Sample wt/vol: 5.000 (g/mL) ML Lab File ID: V2G7919

Level: (low/med) LOW Date Received: 04/08/05

% Moisture: not dec. \_\_\_\_\_ Date Analyzed: 04/13/05

GC Column: DB-624 ID: 0.25 (mm) Dilution Factor: 1.0

Soil Extract Volume: \_\_\_\_\_ (uL) Soil Aliquot Volume: \_\_\_\_\_ (uL)

CONCENTRATION UNITS:  
(ug/L or ug/Kg) UG/L Q

CAS NO.	COMPOUND		
75-71-8	Dichlorodifluoromethane	10	U
74-87-3	Chloromethane	10	U
75-01-4	Vinyl Chloride	320	E
74-83-9	Bromomethane	10	U
75-00-3	Chloroethane	10	U
75-69-4	Trichlorofluoromethane	10	U
75-35-4	1,1-Dichloroethene	100	
76-13-1	1,1,2-Trichloro-1,2,2-trifluoroethane	10	U
67-64-1	Acetone	10	U
75-15-0	Carbon Disulfide	10	U
79-20-9	Methyl Acetate	10	U
75-09-2	Methylene Chloride	10	U
156-60-5	trans-1,2-Dichloroethene	12	
1634-04-4	Methyl tert-Butyl Ether	10	U
75-34-3	1,1-Dichloroethane	3	J
156-59-2	cis-1,2-Dichloroethene	1600	E
78-93-3	2-Butanone	10	U
67-66-3	Chloroform	10	U
71-55-6	1,1,1-Trichloroethane	10	U
110-82-7	Cyclohexane	10	U
56-23-5	Carbon Tetrachloride	10	U
71-43-2	Benzene	61	
107-06-2	1,2-Dichloroethane	10	U

1B  
VOLATILE ORGANICS ANALYSIS DATA SHEET

EPA SAMPLE NO.

BR311326MSD

Lab Name: MITKEM CORPORATION Contract: \_\_\_\_\_

Lab Code: MITKEM Case No.: \_\_\_\_\_ SAS No.: \_\_\_\_\_ SDG No.: MD0410

Matrix: (soil/water) WATER Lab Sample ID: D0410-01AMSD

Sample wt/vol: 5.000 (g/mL) ML Lab File ID: V2G7919

Level: (low/med) LOW Date Received: 04/08/05

% Moisture: not dec. \_\_\_\_\_ Date Analyzed: 04/13/05

GC Column: DB-624 ID: 0.25 (mm) Dilution Factor: 1.0

Soil Extract Volume: \_\_\_\_\_ (uL) Soil Aliquot Volume: \_\_\_\_\_ (uL)

CONCENTRATION UNITS:  
(ug/L or ug/Kg) UG/L Q

CAS NO.	COMPOUND		
79-01-6	Trichloroethene	2900	E
108-87-2	Methylcyclohexane	10	U
78-87-5	1,2-Dichloropropane	10	U
75-27-4	Bromodichloromethane	10	U
10061-01-5	cis-1,3-Dichloropropene	10	U
108-10-1	4-Methyl-2-Pentanone	10	U
108-88-3	Toluene	62	
10061-02-6	trans-1,3-Dichloropropene	10	U
79-00-5	1,1,2-Trichloroethane	10	U
127-18-4	Tetrachloroethene	5100	E
591-78-6	2-Hexanone	10	U
124-48-1	Dibromochloromethane	10	U
106-93-4	1,2-Dibromoethane	10	U
108-90-7	Chlorobenzene	63	
100-41-4	Ethylbenzene	10	U
1330-20-7	Xylene (Total)	10	U
100-42-5	Styrene	10	U
75-25-2	Bromoform	10	U
98-82-8	Isopropylbenzene	10	U
79-34-5	1,1,2,2-Tetrachloroethane	10	U
541-73-1	1,3-Dichlorobenzene	10	U
106-46-7	1,4-Dichlorobenzene	10	U
95-50-1	1,2-Dichlorobenzene	10	U
96-12-8	1,2-Dibromo-3-chloropropane	10	U
120-82-1	1,2,4-Trichlorobenzene	10	U

Data File: \\AVOGADRO\ORGANICS\organic\voa\2.i\050413.B\267919.D

Date : 13-APR-2006 15:28

Client ID: BR311326MSD

Sample Info: D0410-01AMSD,,17654

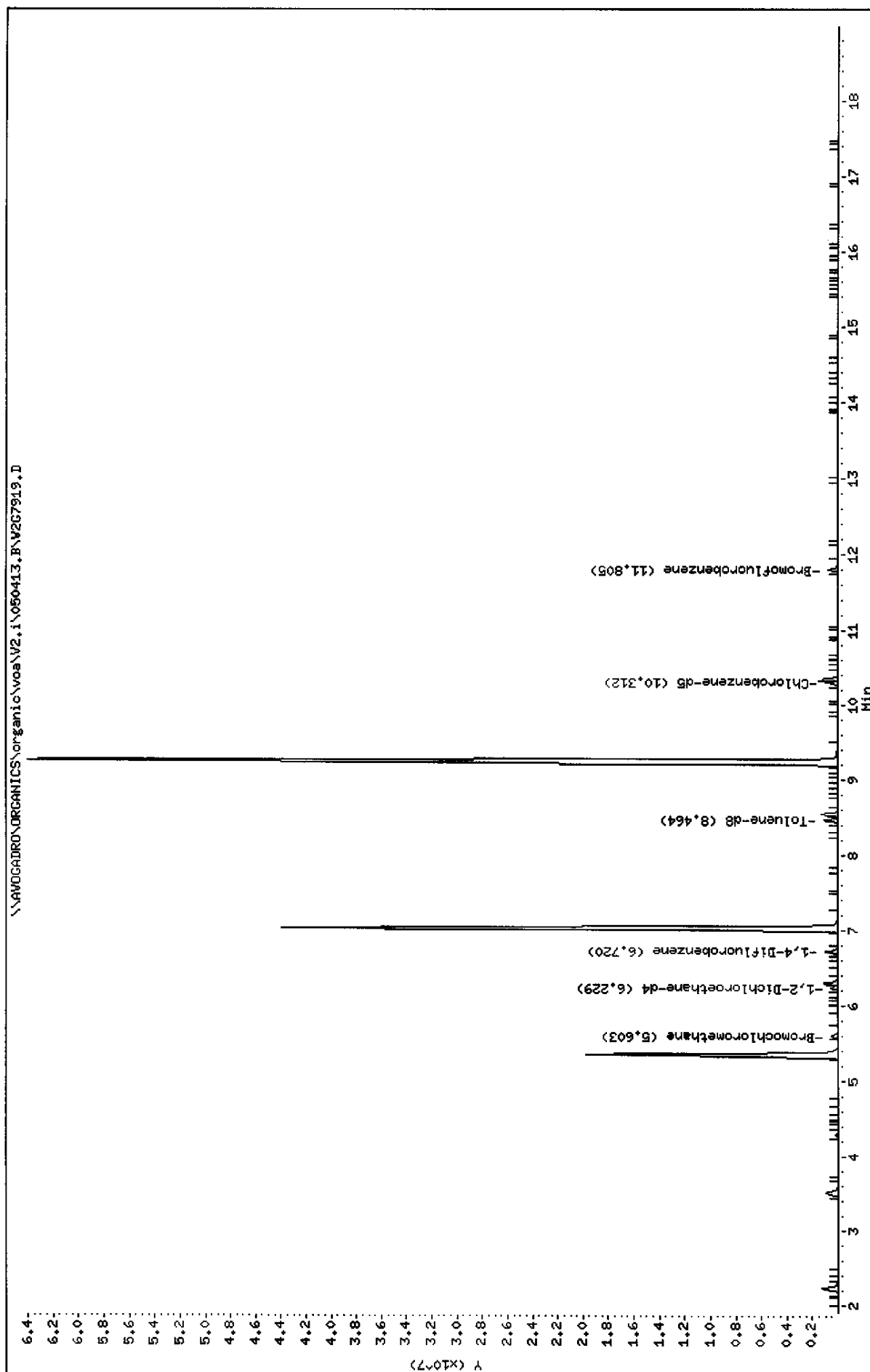
Purge Volume: 5.0

Column phase: DB-624

Instrument: V2.i

Operator: JC SRC: LIMS

Column diameter: 0.25



Data File: \\AVOGADRO\ORGANICS\organic\voa\V2.i\050413.B\V2G7919.D  
Report Date: 03-May-2005 11:48

Mitkem Corporation

CLP OLM4.X - Water and Medium Soils

Data file : \\AVOGADRO\ORGANICS\organic\voa\V2.i\050413.B\V2G7919.D  
Lab Smp Id: D0410-01AMSD Client Smp ID: BR311326MSD  
Inj Date : 13-APR-2005 15:28  
Operator : JC SRC: LIMS Inst ID: V2.i  
Smp Info : ,D0410-01AMSD,,17654  
Misc Info :  
Comment :  
Method : \\AVOGADRO\ORGANICS\organic\voa\V2.i\050413.B\v2clp4S.m  
Meth Date : 03-May-2005 11:40 mtl Quant Type: ISTD  
Cal Date : 13-APR-2005 10:46 Cal File: V2G7911.D✓  
Als bottle: 9 QC Sample: MSD✓  
Dil Factor: 1.00000  
Integrator: HP RTE Compound Sublist: CLP4.sub  
Target Version: 4.03  
Processing Host: TARGET6

Concentration Formula: Amt \* DF \* Uf \* 5/Vo

Name	Value	Description
DF	1.000	Dilution Factor
Uf	1.000	ng unit correction factor
Vo	5.000	Sample Volume purged (mL)

Compounds	QUANT SIG MASS	RT	EXP RT	REL RT	RESPONSE	CONCENTRATIONS	
						ON-COLUMN ( ug/L)	FINAL ( ug/L)
3 Vinyl Chloride	62	2.220	2.219	(0.396)	2008063	315.428	320 (A)
7 1,1-Dichloroethene	96	3.504	3.514	(0.625)	576163	100.613	100 (R)
13 trans-1,2-Dichloroethene	96	4.277	4.286	(0.763)	75760	12.1873	12
15 1,1-Dichloroethane	63	4.726	4.725	(0.843)	33971	3.24417	3 (a)
17 cis-1,2-Dichloroethene	96	5.342	5.351	(0.953)	9172074	1611.41	1600 (A)
* 18 Bromochloromethane	128	5.603	5.602	(1.000)	179578	50.0000	
\$ 23 1,2-Dichloroethane-d4	65	6.229	6.239	(1.112)	490489	50.4133	50
25 Benzene	78	6.292	6.301	(0.936)	1086244	61.4802	61
* 26 1,4-Difluorobenzene	114	6.720	6.719	(1.000)	841433	50.0000	
27 Trichloroethene	130	7.023	7.022	(1.045)	15798819	2914.64	2900 (AR)
\$ 33 Toluene-d8	98	8.464	8.463	(0.821)	818428	47.2274	47
34 Toluene	91	8.547	8.547	(0.829)	1125793	61.7524	62
37 Tetrachloroethene	164	9.236	9.236	(0.896)	20457383	5136.44	5100 (A)
* 42 Chlorobenzene-d5	117	10.312	10.322	(1.000)	624440	50.0000	
43 Chlorobenzene	112	10.354	10.353	(1.004)	744168	63.0383	63
\$ 50 Bromofluorobenzene	95	11.805	11.804	(1.145)	326873	47.0005	47

5/3/05



Data File: \\AVOGADRO\ORGANICS\organic\voa\V2.i\050413.B\V2G7919.D  
Report Date: 03-May-2005 11:48

QC Flag Legend

- a - Target compound detected but, quantitated amount  
Below Limit Of Quantitation(BLOQ).
- A - Target compound detected but, quantitated amount  
exceeded maximum amount.
- R - Spike/Surrogate failed recovery limits.

Instrument V 2  
Injection Log

Milkem Corporation  
Volatiles Laboratory

METHOD: V2CLP45

CAL ID: V2050314A-15

ANALYST: JK

INITIAL CAL: 4-12-05

IS/SS ID: V2050314B-SS

DATE: 4-12-05

COMMENTS:

6-10-05 12:12 JC 4-12-05  
V2050405C-70

DATE PRINTED: \_\_\_\_\_

DATE LOADED: \_\_\_\_\_

AS #	FILE	MITKEM ID	CLIENT ID	SAMPLE SIZE	DIL	COMMENTS	IS	SS	pH
	V2679 00	BFB2P	BFB2P	2ml	-	Paused 16:21			
	01	VSTD0502P	VSTD0502P	5ml	-				
	02	VSTD0102P	VSTD0102P		-	Seal for			
	03	VSTD2002P	VSTD2002P		-	OLM 4.3 AR			
	04	VSTD1002P	VSTD1002P		-				
	V2679 05	VSTD0202P	VSTD0202P	5ml	-				
<div style="position: absolute; top: 50%; left: 50%; transform: translate(-50%, -50%); opacity: 0.5;"> <p>N/A</p> <p>JK</p> <p>4-12-05</p> </div>									
<p style="text-align: center;"><b>COPY</b></p> <p>Original Documents Are Included in CSF _____</p> <p>Signed: _____ Date: _____</p>									

Instrument V 2  
Injection Log

Mitekem Corporation  
Volatiles Laboratory

METHOD: V2 CLP 45

CAL ID: VW050314A-BS

ANALYST: JC

INITIAL CAL: 4-12-05

IS/SS ID: VW050314B-SS  
LVW050405C-SSD

DATE: 4-13-05

COMMENTS:

DATE PRINTED: \_\_\_\_\_

DATE LOADED: \_\_\_\_\_

AS #	FILE	MITKEM ID	CLIENT ID	SAMPLE SIZE	DIL	COMMENTS	IS	SS	pH
	V2G79 10	BFB2R	BFB2R	2ul	-	10:24 <i>Good</i>			-
	11	VSTD0502R	VSTD0502R	5ml	-	OK			-
	12	MB-17654	VLBK 2R		-	rr	✓	16	-
	13	MB-17654	VLBK 2R		-	rr	3L	✓	-
	14	MB-17654	VLBK 2R		-	OK	✓	✓	-
	15	LLS-17654	V2R LLS		-	OK	✓	✓	-
	16	D0410 07A	Trip-a		-	OK	✓	✓	4.2
	17		01A BR311326		-	PCF 5300 rr 50X	✓	✓	-
	18		01Ams BR311326ms		-	2 spikes ↑ OK	✓	✓	-
	19		01Ams BR311326msD		-	2 spikes ↑ OK	✓	✓	-
	20		02A BR417432		-	PCF 6345 rr 50X	✓	✓	-
	21		03A BR547562		-	PCF 2588 rr 25X	✓	✓	-
	22		04A BR677692		-	LS1,2 DCE 378 rr 3X	✓	✓	-
	23		05A BR807822		-	LS1,2 DCE 441 rr 4X	✓	✓	-
	24	D0410 06A	BR937952		-	rr 1X	✓	✓	4.2
	25	VHBLK5R	VHBLK5R		-	not used	✓	16	-
	26	VHBLK5R	VHBLK5R		-	not used	✓	✓	-
V2G79	27	VHBLK5S	VHBLK5S	5ml	-	18:55 not used PCF3	✓	✓	-

N/A  
JC  
4/14/05

Instrument V 2  
Injection Log

Mitkem Corporation  
Volatiles Laboratory

METHOD: V2CLP45

CAL ID: LW050314A-SS

ANALYST: JK

INITIAL CAL: 4-12-05

IS/SS ID: LW050314B-SS  
LW050405C-SS

DATE: 4-14-05

COMMENTS:

DATE PRINTED: \_\_\_\_\_

DATE LOADED: \_\_\_\_\_

AS #	FILE	MITKEM ID	CLIENT ID	SAMPLE SIZE	DIL	COMMENTS	IS	SS	pH	
	V2G75	20	BFB2T	BFB2T	2ul	-	Paused 10:40			-
		21	VSTD0502T	VSTD0502T	5ml	-	not used			
		22	VSTD0502T	VSTD0502T		-	OK			
		23	MB-17666	VBK2T		-	OK	✓	✓	
		24	LCS-17666	V2TLC3		-	OK	✓	✓	-
		25	D0410 06A	BR937952		-	OK	✓	✓	22
		26	DIADL	BR311326DL	50	142 OK	✓	✓	-	
		27	02ADL	BR417432DL	80	125 OK	✓	✓		
		28	03ADL	BR547562DL	70	145 OK	✓	✓		
		29	04ADL	BR677692DL	3	CIS 1,2 DCE 135 OK	✓	✓		
		30	D0410 05ADL	BR807822DL	4	CIS 1,2 DCE 123 OK	✓	✓	-	
		31	D0424 01A	TB 4/12		-	OK	✓	✓	22
		32	VMBK2T	VMBK2T		-	OK	✓	✓	-
		33	D0424 02A	J-10-3		-	OK	✓	✓	22
		34	03A	J-0-1		-	OK	✓	✓	
		35	05A	J-10-2		-	OK	✓	✓	
		36	06A	J-10-1		-	OK	✓	✓	
		37	07A	CJ-TW-6		-	OK	✓	✓	
		38	08A	J-0-3		-	OK	✓	✓	
		39	10A	J-12-2		-	OK	✓	✓	
		40	11A	J-12-3		-	OK	✓	✓	
		41	12A	J-3-3A		-	Chloroform 963 rr 8X	✓	✓	
		42	13A	J-3-3B		-	Chloroform 1015 rr 10X	✓	✓	
		43	15A	J-2-2		-	Chloroform 2 rr 1X	✓	✓	
	V2G79	44	D0424 16A	TB 4/13	5ml	-	22:26 OK	✓	✓	22

# MITKEM CORPORATION: VOLATILES RECEIVING LOGBOOK

VOA Log-In Date	Workorder	Client	Sample Numbers	Refrigerated	Refrigerated	Refrigerated
4/7/05	D0404	CH2M	01-07	(SB)	R13	
	D0405	TT	01	(SB)	R13	
4/7/05	D0375	Magnin	01-02	(SB)	R10	
4-7-05	D0402	RESARC	01	TC	R4	
4-7-05	D0390	RESARC	08-09	TC	R4	
4-7-05	D0408	Lincob	01	TC	R4	
4-8/5	80410		01-07	MC	R10	
4/11/05	D0413	TRC	01-03	JH	R-10	3 DAY TAT
4-11-05	D0411	RIREC	01-04	TC	R10	4/8/05
4/13/05	D0416	Magnin	01-03	(SB)	R4	72 hr TAT
↓	D0417	URS	01-15	↓	R4	
4/13/05	D0418	ET	01-10	(SB)	R4	
4/14/05	D0417	URS	16-19	YD	R4	
↓	D0423	LMS	01-03	YD	R4	
↓	D0424	61-03, 05-09, 11-16	ERM	TD	R4	
4/13/05	D0425	TRC	01-09	JH	R10	

**Last Page of Data Report**



*"Environmental Testing For The New Millennium"*

---

May 31, 2005

Day Environmental, Inc.  
40 Commercial Street  
Rochester, NY 14614  
Attn: Mr. Chris Davidson

RE: Client Project: 5 Hunt Road, Jamestown, NY  
Lab Work Order #: D0523

Dear Mr. Davidson:

Enclosed please find the data report of the required analyses for the samples associated with the above referenced project.

If you have any questions regarding this report, please call me.

We appreciate your business.

Sincerely,

A handwritten signature in black ink, appearing to read "Agnes R. Ng".

Agnes R. Ng  
CLP Project Manager



**\* Data Summary Pack \***



## Mitkem Corporation

### New York State Department of Environmental Conservation Sample Identification and Analytical Requirements Summary

Project Name: **Jamestown**

SDG: **D0523**

Customer Sample ID	Laboratory Sample ID	Analytical Requirements				
		VOA GC/MS Method #	SVOA GC/MS Method #	Pest/PCB Method #	Metals	Other
B-190	D0523-01	ASP	ASP	ASP	ASP	SEE DATA
B-440	D0523-02	ASP				
B-650	D0523-03	ASP				
B-7140	D0523-04	ASP				

NYASP 10/95

# Mitkem Corporation

## New York State Department of Environmental Conservation

### Sample Preparation and Analyses Summary Volatile (VOA) Analyses

Project Name: **Jamestown**

SDG: **D0523**

Laboratory Sample ID	Matrix	Date Collected	Date Received by Lab	Date Extracted	Date Analyzed
D0523-01A	SL	5/2/05	5/5/05	NA	5/13/05
D0523-02A	SL	5/4/05	5/5/05	↓	↓
D0523-03A	SL	5/3/05	5/5/05	↓	↓
D0523-04A	SL	5/4/05	5/5/05	NA	5/13/05

NYASP 10/95

# Mitkem Corporation

## New York State Department of Environmental Conservation

### Sample Preparation and Analyses Summary Semivolatile (SVOA) Analyses

Project Name: **Jamestown**

SDG: **D0523**

Laboratory Sample ID	Matrix	Date Collected	Date Received by Lab	Date Extracted	Date Analyzed
D0523-01A	SL	5/2/05	5/5/05	5/13/05	5/25/05

NYASP 10/95

# Mitkem Corporation

## New York State Department of Environmental Conservation

### Sample Preparation and Analyses Summary Pesticides/PCB Analyses

Project Name: **Jamestown**

SDG: **D0523**

Laboratory Sample ID	Matrix	Date Collected	Date Received by Lab	Date Extracted	Date Analyzed
D0523-01A	SL	5/2/05	5/5/05	5/13/05	5/26/05

NYASP 10/95

# Mitkem Corporation

## New York State Department of Environmental Conservation

### Sample Preparation and Analyses Summary Volatile (VOA) Analyses

Project Name: **Jamestown**

SDG: **D0523**

Laboratory Sample ID	Matrix	Analytical Protocol	Extraction Method	Low/Medium Level	Dil/Conc Factor
D0523-01A	SL	ASP	NA	Low	1
D0523-02A	SL	ASP	↓	↓	5
D0523-03A	SL	ASP	↓	↓	1
D0523-04A	SL	ASP	NA	Low	1

NYASP 10/95

## Mitkem Corporation

### New York State Department of Environmental Conservation

#### Sample Preparation and Analyses Summary Semivolatile (SVOA) Analyses

Project Name: **Jamestown**

SDG: **D0523**

Laboratory Sample ID	Matrix	Analytical Protocol	Extraction Method	Auxiliary Cleanup	Dil/Conc Factor
D0523-01A	SL	ASP	3550B	GPC	1

NYASP 10/95

# Mitkem Corporation

## New York State Department of Environmental Conservation

### Sample Preparation and Analyses Summary Pesticides/PCB Analyses

Project Name: **Jamestown**

SDG: **D0523**

Laboratory Sample ID	Matrix	Analytical Protocol	Extraction Method	Auxiliary Cleanup	Dil/Conc Factor
D0523-01A	SL	ASP	3550B	GPC/Florisil/Copper	1

NYASP 10/95

## Mitkem Corporation

### New York State Department of Environmental Conservation

#### Sample Preparation and Analyses Summary Inorganic Analyses

Project Name: **Jamestown**

SDG: **D0523**

<u>Laboratory Sample ID</u>	<u>Matrix</u>	<u>Metals Requested</u>	<u>Date Received by Lab</u>	<u>Date Analyzed</u>
D0523-01B	SL	ASP	5/5/05	5/13/05 - 5/19/05

NYASP 10/95



Analytical Data Package for Day Environmental, Inc.

Client Project No.: 5 Hunt Road, Jamestown, NY

Mitkem Work Order ID: D0523

May 31, 2005

Prepared For: Day Environmental, Inc.  
40 Commercial Street  
Rochester, NY 14614  
Attn: Mr. Chris Davidson

Prepared By: Mitkem Corporation  
175 Metro Center Boulevard  
Warwick, RI 02886  
(401) 732-3400

## **SDG Narrative**

Mitkem Corporation submits the enclosed data package in response to Day Environmental Inc.'s 5 Hunt Road, Jamestown, NY project. Under this deliverable, analysis results are presented for four soil samples that were received on May 5, 2005. Analyses were performed per specifications in the project's contract and the chain of custody forms. Sample Identifications were shortened where necessary due to limitations in data reporting software. Following the narrative is a table of sample identifications for cross-referencing full client sample ID, shortened client sample ID and laboratory sample ID, along with the Mitkem Work Order.

The analyses were performed and reported per NYSDEC ASP (2000 update) requirement for Category B deliverable.

The following observation and/or deviations are observed for the following analyses:

### **1. Overall observation:**

Where needed, manual integrations were performed to improve data quality. The corrections were reviewed and associated hardcopies generated and reported as required. Manual integrations are coded to provide the data reviewer justification for such action. The codes are labeled on the ion chromatogram signal (GC/MS signal) and chromatogram for GC based analysis as follows:

- M1 peak tailing or fronting.
- M2 peak co-elution.
- M3 rising or falling baseline.
- M4 retention time shift.
- M5 miscellaneous – under this category, the justification is explained.

The enclosed report includes the originals of all data with the exception of logbook pages and certain initial calibrations. Photocopies of logbook pages are included, with the originals maintained on file at the laboratory. The originals of initial calibrations that are shared among several cases are maintained on file at the laboratory, with photocopies included in the data package.

## 2. Volatiles Analysis:

Trap used for instrument V5: OI Analytical #10 trap containing 8 cm each of Tenax, silica gel and carbon molecular sieve.

GC column used: 30 m x 0.25 mm id (1.4 um film thickness) DB-624 capillary column.

Alkanes were determined as part of TIC. The alkanes are reported in the Alkane Narrative Report following the SDG Narrative.

Surrogate recovery: recoveries were within the QC limits.

Lab control sample: spike recoveries were within the QC limits.

Sample analysis: due to high concentration of target analytes, sample B-440 was analyzed using 1g of sample. This is equivalent to 5x dilution. No other unusual observation was made for the analysis.

## 3. Semivolatile Analysis:

GC column: 30 m x 0.25 mm id (0.5 um film thickness) DB-5MS capillary column

Alkanes were determined as part of TIC. The alkanes are reported in the Alkane Narrative Report following the SDG Narrative.

Surrogate recovery: recoveries were within the QC limits.

Lab control sample: spike recoveries were within the QC limits.

Sample analysis: no unusual observation was made for the analysis.

## 4. Pesticides/PCB Analysis:

GC column used: 30 m x 0.53 mm id (0.5 um film thickness) CLPPest and 30 m x 0.53 mm id (0.42 um film thickness) CLPPestII megabore columns

Surrogate recovery: recoveries were within the QC limits.

Lab control sample: spike recoveries were within the QC limits.

Sample analysis: no unusual observation was made for the analysis.

5. Metals Analysis:

Mercury was analyzed using a Perkin Elmer Model 100 FIMS cold vapor atomic absorption analyzer. The other elements were analyzed using either a Perkin Elmer Model 3100XL Optima or a Perkin Elmer Model 4300DV ICAP.

Lab control sample: spike recoveries were within the QC limits.

Sample analysis: serial dilution was performed on sample B-190 with spike recoveries within the QC limits. No unusual observation was made for the analysis.

6. Cyanide Analysis:

The cyanide samples were prepared using minidistill apparatus by Kontes. The resultant distillates were analyzed using a Lachat QuikChem 8000 autoanalyzer.

Lab control sample: spike recovery was within the QC limits.

Sample analysis: no unusual observation was made for the analysis.

All pages in this report have been numbered consecutively, starting with the title page and ending with a page saying only "Last Page of Data Report".

I certify that this data package is in compliance, both technically and for completeness, for other than the conditions detailed above. Release of the data contained in this hardcopy data package has been authorized by the laboratory manager or his designee, as verified by the following signature.



Agnes Ng  
CLP Project Manager  
05/31/05

ALKANE NARRATIVE REPORT  
Report date : 05/31/2005  
SDG: MD0523

Client Sample ID: B-440	Lab Sample ID: D0523-02A	File ID: V5F9947
Compound	RT	Est. Conc. Q
-----		
Branched Alkane	10.11	1500 J
Cyclic Alkane	10.23	2400 J
Branched Alkane	11.46	3000 J

ALKANE NARRATIVE REPORT  
Report date : 05/26/2005  
SDG: MD0523

Client Sample ID: B-190	Lab Sample ID: D0523-01A	File ID: S1E4514
Compound	RT	Est. Conc. Q
-----		
Cyclic Alkane	10.09	310 J

# ***Mitkem and Client Sample ID Summary Report\****

*Mitkem Workorder:* D0523

*Client Name:* Day Environmental, Inc

<b><i>Mitkem Sample ID</i></b>	<b><i>Reported Client Sample ID</i></b>	<b><i>Full Client Sample ID</i></b>
D0523-01A	B-190	B-1 (9.0')
D0523-01B	B-190	B-1 (9.0')
D0523-01C	B-190	B-1 (9.0')
D0523-02A	B-440	B-4 (4.0')
D0523-03A	B-650	B-6 (5.0')
D0523-04A	B-7140	B-7 (14.0')

*\* If client sample ID has not been truncated, the full client sample ID is listed in the column labeled "Reported Client Sample ID"*

Client ID: DAY

Project: Jamestown

Location:

Comments: N/A

Case:

SDG:

PO: 3563S-04

Report Level: ASP-B

EDD:

HC Due: 05/26/05

Fax Due:

Sample ID	Client Sample ID	Collection Date	Date Received	Matrix	Test Code	Lab Test Comments	Gold	MS	SEL	Storage
D0523-01A	B-190	05/02/05 11:33	05/05/05	Soil	OLM4.2_PH	NYS CLP - ADD LCS, OLM	<input type="checkbox"/>	<input type="checkbox"/>	<input type="checkbox"/>	B3
					OLM4.2_PP_S	NYS CLP - ADD LCS, OLM	<input type="checkbox"/>	<input type="checkbox"/>	<input type="checkbox"/>	B3
					OLM4.2_SVOA_S	NYS CLP - ADD LCS, OLM	<input type="checkbox"/>	<input type="checkbox"/>	<input type="checkbox"/>	B3
					PMoist		<input type="checkbox"/>	<input type="checkbox"/>	<input type="checkbox"/>	B3
D0523-01B	B-190	05/02/05 11:33	05/05/05	Soil	ILM4.1_CN_S		<input type="checkbox"/>	<input type="checkbox"/>	<input type="checkbox"/>	B3
					ILM4.1_HG_S	ILM	<input type="checkbox"/>	<input type="checkbox"/>	<input type="checkbox"/>	B3
					ILM4.1_ICP_S	ILM	<input type="checkbox"/>	<input checked="" type="checkbox"/>	<input type="checkbox"/>	B3
D0523-01C	B-190	05/02/05 11:33	05/05/05	Soil	OLM4.2_VOA_LOW_S	NYS CLP - ADD LCS	<input type="checkbox"/>	<input type="checkbox"/>	<input type="checkbox"/>	VOA
D0523-02A	B-440	05/04/05 12:03	05/05/05	Soil	OLM4.2_VOA_LOW_S	NYS CLP - ADD LCS	<input type="checkbox"/>	<input type="checkbox"/>	<input type="checkbox"/>	VOA
					PMoist		<input type="checkbox"/>	<input type="checkbox"/>	<input type="checkbox"/>	VOA
D0523-03A	B-650	05/03/05 13:09	05/05/05	Soil	OLM4.2_VOA_LOW_S	NYS CLP - ADD LCS	<input type="checkbox"/>	<input type="checkbox"/>	<input type="checkbox"/>	VOA
					PMoist		<input type="checkbox"/>	<input type="checkbox"/>	<input type="checkbox"/>	VOA
D0523-04A	B-7140	05/04/05 08:57	05/05/05	Soil	OLM4.2_VOA_LOW_S	NYS CLP - ADD LCS	<input type="checkbox"/>	<input type="checkbox"/>	<input type="checkbox"/>	VOA
					PMoist		<input type="checkbox"/>	<input type="checkbox"/>	<input type="checkbox"/>	VOA

Client Rep: Agnes R Ng

Page 1 of 2



Client ID: DAY	Case:	Report Level: ASP-B
Project: Jamestown	SDG:	EDD:
Location:	PO: 3563S-04	HC Due: 05/26/05
Comments: N/A		Fax Due:

Sample ID	Client Sample ID	Collection Date	Date Received	Matrix	Test Code	Lab Test Comments	Iold	MS	SEL	Storage
-----------	------------------	-----------------	---------------	--------	-----------	-------------------	------	----	-----	---------

1A  
VOLATILE ORGANICS ANALYSIS DATA SHEET

EPA SAMPLE NO.

B-190

Lab Name: MITKEM CORPORATION

Contract: \_\_\_\_\_

Lab Code: MITKEM Case No.: \_\_\_\_\_

SAS No.: \_\_\_\_\_

SDG No.: MD0523

Matrix: (soil/water) SOIL

Lab Sample ID: D0523-01C

Sample wt/vol: 5.1(g/mL) G

Lab File ID: V5F9944

Level: (low/med) LOW

Date Received: 05/05/05

% Moisture: not dec. 10

Date Analyzed: 05/13/05

GC Column: DB-624 ID: 0.25 (mm)

Dilution Factor: 1.0

Soil Extract Volume: \_\_\_\_\_ (mL)

Soil Aliquot Volume: \_\_\_\_\_ (uL)

CONCENTRATION UNITS:  
(ug/L or ug/Kg) UG/KG Q

CAS NO.	COMPOUND		
75-71-8	Dichlorodifluoromethane	11	U
74-87-3	Chloromethane	11	U
75-01-4	Vinyl Chloride	11	U
74-83-9	Bromomethane	11	U
75-00-3	Chloroethane	11	U
75-69-4	Trichlorofluoromethane	11	U
75-35-4	1,1-Dichloroethene	11	U
76-13-1	1,1,2-Trichloro-1,2,2-trifluoroethane	11	U
67-64-1	Acetone	11	U
75-15-0	Carbon Disulfide	11	U
79-20-9	Methyl Acetate	11	U
75-09-2	Methylene Chloride	11	U
156-60-5	trans-1,2-Dichloroethene	11	U
1634-04-4	Methyl tert-Butyl Ether	11	U
75-34-3	1,1-Dichloroethane	11	U
156-59-2	cis-1,2-Dichloroethene	11	U
78-93-3	2-Butanone	11	U
67-66-3	Chloroform	11	U
71-55-6	1,1,1-Trichloroethane	11	U
110-82-7	Cyclohexane	11	U
56-23-5	Carbon Tetrachloride	11	U
71-43-2	Benzene	11	U
107-06-2	1,2-Dichloroethane	11	U

1B  
VOLATILE ORGANICS ANALYSIS DATA SHEET

EPA SAMPLE NO.

B-190

Lab Name: MITKEM CORPORATION Contract: \_\_\_\_\_

Lab Code: MITKEM Case No.: \_\_\_\_\_ SAS No.: \_\_\_\_\_ SDG No.: MD0523

Matrix: (soil/water) SOIL Lab Sample ID: D0523-01C

Sample wt/vol: 5.1(g/mL) G Lab File ID: V5F9944

Level: (low/med) LOW Date Received: 05/05/05

% Moisture: not dec. 10 Date Analyzed: 05/13/05

GC Column: DB-624 ID: 0.25 (mm) Dilution Factor: 1.0

Soil Extract Volume: \_\_\_\_\_ (mL) Soil Aliquot Volume: \_\_\_\_\_ (uL)

CONCENTRATION UNITS:  
(ug/L or ug/Kg) UG/KG Q

CAS NO.	COMPOUND		
79-01-6	Trichloroethene	11	U
108-87-2	Methylcyclohexane	11	U
78-87-5	1,2-Dichloropropane	11	U
75-27-4	Bromodichloromethane	11	U
10061-01-5	cis-1,3-Dichloropropene	11	U
108-10-1	4-Methyl-2-Pentanone	11	U
108-88-3	Toluene	11	U
10061-02-6	trans-1,3-Dichloropropene	11	U
79-00-5	1,1,2-Trichloroethane	11	U
127-18-4	Tetrachloroethene	11	U
591-78-6	2-Hexanone	11	U
124-48-1	Dibromochloromethane	11	U
106-93-4	1,2-Dibromoethane	11	U
108-90-7	Chlorobenzene	11	U
100-41-4	Ethylbenzene	11	U
1330-20-7	Xylene (Total)	2	J
100-42-5	Styrene	11	U
75-25-2	Bromoform	11	U
98-82-8	Isopropylbenzene	11	U
79-34-5	1,1,2,2-Tetrachloroethane	11	U
541-73-1	1,3-Dichlorobenzene	11	U
106-46-7	1,4-Dichlorobenzene	11	U
95-50-1	1,2-Dichlorobenzene	11	U
96-12-8	1,2-Dibromo-3-chloropropane	11	U
120-82-1	1,2,4-Trichlorobenzene	11	U

1F  
VOLATILE ORGANICS ANALYSIS DATA SHEET  
TENTATIVELY IDENTIFIED COMPOUNDS

EPA SAMPLE NO.

B-190

Lab Name: MITKEM CORPORATION Contract: \_\_\_\_\_

Lab Code: MITKEM Case No.: \_\_\_\_\_ SAS No.: \_\_\_\_\_ SDG No.: MD0523

Matrix: (soil/water) SOIL Lab Sample ID: D0523-01C

Sample wt/vol: 5.1 (g/mL) G Lab File ID: V5F9944

Level: (low/med) LOW Date Received: 05/05/05

% Moisture: not dec. 10 Date Analyzed: 05/13/05

GC Column: DB-624 ID: 0.25 (mm) Dilution Factor: 1.0

Soil Extract Volume: \_\_\_\_\_ (mL) Soil Aliquot Volume: \_\_\_\_\_ (uL)

Number TICs found: 0

CONCENTRATION UNITS:  
(ug/L or ug/Kg) ug/Kg

CAS NUMBER	COMPOUND NAME	RT	EST. CONC.	Q
1.				
2.				
3.				
4.				
5.				
6.				
7.				
8.				
9.				
10.				
11.				
12.				
13.				
14.				
15.				
16.				
17.				
18.				
19.				
20.				
21.				
22.				
23.				
24.				
25.				
26.				
27.				
28.				
29.				
30.				

1A  
VOLATILE ORGANICS ANALYSIS DATA SHEET

EPA SAMPLE NO.

B-440

Lab Name: MITKEM CORPORATION Contract: \_\_\_\_\_

Lab Code: MITKEM Case No.: \_\_\_\_\_ SAS No.: \_\_\_\_\_ SDG No.: MD0523

Matrix: (soil/water) SOIL Lab Sample ID: D0523-02A

Sample wt/vol: 1.0(g/mL) G Lab File ID: V5F9947

Level: (low/med) LOW Date Received: 05/05/05

% Moisture: not dec. 18 Date Analyzed: 05/13/05

GC Column: DB-624 ID: 0.25 (mm) Dilution Factor: 1.0

Soil Extract Volume: \_\_\_\_\_ (mL) Soil Aliquot Volume: \_\_\_\_\_ (uL)

CONCENTRATION UNITS:  
(ug/L or ug/Kg) UG/KG Q

CAS NO. COMPOUND

75-71-8	Dichlorodifluoromethane	61	U
74-87-3	Chloromethane	61	U
75-01-4	Vinyl Chloride	61	U
74-83-9	Bromomethane	61	U
75-00-3	Chloroethane	61	U
75-69-4	Trichlorofluoromethane	61	U
75-35-4	1,1-Dichloroethene	61	U
76-13-1	1,1,2-Trichloro-1,2,2-trifluoroethane	61	U
67-64-1	Acetone	61	U
75-15-0	Carbon Disulfide	61	U
79-20-9	Methyl Acetate	61	U
75-09-2	Methylene Chloride	61	U
156-60-5	trans-1,2-Dichloroethene	61	U
1634-04-4	Methyl tert-Butyl Ether	61	U
75-34-3	1,1-Dichloroethane	61	U
156-59-2	cis-1,2-Dichloroethene	61	U
78-93-3	2-Butanone	61	U
67-66-3	Chloroform	61	U
71-55-6	1,1,1-Trichloroethane	61	U
110-82-7	Cyclohexane	61	U
56-23-5	Carbon Tetrachloride	61	U
71-43-2	Benzene	61	U
107-06-2	1,2-Dichloroethane	61	U

1B  
VOLATILE ORGANICS ANALYSIS DATA SHEET

EPA SAMPLE NO.

B-440

Lab Name: MITKEM CORPORATION Contract: \_\_\_\_\_

Lab Code: MITKEM Case No.: \_\_\_\_\_ SAS No.: \_\_\_\_\_ SDG No.: MD0523

Matrix: (soil/water) SOIL Lab Sample ID: D0523-02A

Sample wt/vol: 1.0 (g/mL) G Lab File ID: V5F9947

Level: (low/med) LOW Date Received: 05/05/05

% Moisture: not dec. 18 Date Analyzed: 05/13/05

GC Column: DB-624 ID: 0.25 (mm) Dilution Factor: 1.0

Soil Extract Volume: \_\_\_\_\_ (mL) Soil Aliquot Volume: \_\_\_\_\_ (uL)

CONCENTRATION UNITS:  
(ug/L or ug/Kg) UG/KG Q

CAS NO.	COMPOUND		
79-01-6	Trichloroethene	61	U
108-87-2	Methylcyclohexane	39	J
78-87-5	1,2-Dichloropropane	61	U
75-27-4	Bromodichloromethane	61	U
10061-01-5	cis-1,3-Dichloropropene	61	U
108-10-1	4-Methyl-2-Pentanone	61	U
108-88-3	Toluene	61	U
10061-02-6	trans-1,3-Dichloropropene	61	U
79-00-5	1,1,2-Trichloroethane	61	U
127-18-4	Tetrachloroethene	61	U
591-78-6	2-Hexanone	61	U
124-48-1	Dibromochloromethane	61	U
106-93-4	1,2-Dibromoethane	61	U
108-90-7	Chlorobenzene	61	U
100-41-4	Ethylbenzene	37	J
1330-20-7	Xylene (Total)	1800	
100-42-5	Styrene	61	U
75-25-2	Bromoform	61	U
98-82-8	Isopropylbenzene	230	
79-34-5	1,1,2,2-Tetrachloroethane	61	U
541-73-1	1,3-Dichlorobenzene	61	U
106-46-7	1,4-Dichlorobenzene	61	U
95-50-1	1,2-Dichlorobenzene	61	U
96-12-8	1,2-Dibromo-3-chloropropane	61	U
120-82-1	1,2,4-Trichlorobenzene	61	U

1F  
VOLATILE ORGANICS ANALYSIS DATA SHEET  
TENTATIVELY IDENTIFIED COMPOUNDS

EPA SAMPLE NO.

B-440

Lab Name: MITKEM CORPORATION Contract: \_\_\_\_\_

Lab Code: MITKEM Case No.: \_\_\_\_\_ SAS No.: \_\_\_\_\_ SDG No.: MD0523

Matrix: (soil/water) SOIL Lab Sample ID: D0523-02A

Sample wt/vol: 1.0 (g/mL) G Lab File ID: V5F9947

Level: (low/med) LOW Date Received: 05/05/05

% Moisture: not dec. 18 Date Analyzed: 05/13/05

GC Column: DB-624 ID: 0.25 (mm) Dilution Factor: 1.0

Soil Extract Volume: \_\_\_\_\_ (mL) Soil Aliquot Volume: \_\_\_\_\_ (uL)

CONCENTRATION UNITS:  
(ug/L or ug/Kg) ug/Kg

Number TICs found: 30

CAS NUMBER	COMPOUND NAME	RT	EST. CONC.	Q
1.	UNKNOWN	9.88	850	J
2.	BRANCHED ALKANE	10.11	1500	J
3.	CYCLIC ALKANE	10.23	2400	J
4.	UNKNOWN	10.45	1100	J
5.	UNKNOWN	10.53	1500	J
6.	UNKNOWN	10.77	2600	J
7. 103-65-1	BENZENE, PROPYL-	10.87	850	NJ
8. 95-63-6	BENZENE, 1,2,4-TRIMETHYL-	10.97	5400	NJ
9. 526-73-8	BENZENE, 1,2,3-TRIMETHYL-	11.08	5300	NJ
10.	UNKNOWN	11.21	830	J
11. 611-14-3	BENZENE, 1-ETHYL-2-METHYL-	11.32	3000	NJ
12.	UNKNOWN	11.41	1000	J
13.	BRANCHED ALKANE	11.46	3000	J
14. 526-73-8	BENZENE, 1,2,3-TRIMETHYL-	11.54	7800	NJ
15.	UNKNOWN	11.64	850	J
16.	UNKNOWN	11.73	2900	J
17. 535-77-3	BENZENE, 1-METHYL-3-(1-METHY	11.85	2500	NJ
18. 527-84-4	BENZENE, 1-METHYL-2-(1-METHY	11.91	1500	NJ
19.	UNKNOWN	11.95	920	J
20. 526-73-8	BENZENE, 1,2,3-TRIMETHYL-	12.04	5500	NJ
21. 1074-43-7	BENZENE, 1-METHYL-3-PROPYL-	12.30	3500	NJ
22. 934-74-7	BENZENE, 1-ETHYL-3,5-DIMETHY	12.38	3800	NJ
23. 1074-55-1	BENZENE, 1-METHYL-4-PROPYL-	12.61	1800	NJ
24. 1758-88-9	BENZENE, 2-ETHYL-1,4-DIMETHY	12.72	1300	NJ
25. 527-84-4	BENZENE, 1-METHYL-2-(1-METHY	12.75	2100	NJ
26. 933-98-2	BENZENE, 1-ETHYL-2,3-DIMETHY	12.84	1700	NJ
27.	UNKNOWN	12.98	2000	J
28. 934-80-5	BENZENE, 4-ETHYL-1,2-DIMETHY	13.21	790	NJ
29. 527-53-7	BENZENE, 1,2,3,5-TETRAMETHYL	13.39	830	NJ
30.	UNKNOWN	13.91	720	J

FORM I VOA-TIC

OLM04.3

1A  
VOLATILE ORGANICS ANALYSIS DATA SHEET

EPA SAMPLE NO.

B-650

Lab Name: MITKEM CORPORATION Contract: \_\_\_\_\_

Lab Code: MITKEM Case No.: \_\_\_\_\_ SAS No.: \_\_\_\_\_ SDG No.: MD0523

Matrix: (soil/water) SOIL Lab Sample ID: D0523-03A

Sample wt/vol: 5.0 (g/mL) G Lab File ID: V5F9945

Level: (low/med) LOW Date Received: 05/05/05

% Moisture: not dec. 22 Date Analyzed: 05/13/05

GC Column: DB-624 ID: 0.25 (mm) Dilution Factor: 1.0

Soil Extract Volume: \_\_\_\_\_ (mL) Soil Aliquot Volume: \_\_\_\_\_ (uL)

CONCENTRATION UNITS:  
(ug/L or ug/Kg) UG/KG Q

CAS NO.	COMPOUND		
75-71-8	Dichlorodifluoromethane	13	U
74-87-3	Chloromethane	13	U
75-01-4	Vinyl Chloride	3	J
74-83-9	Bromomethane	13	U
75-00-3	Chloroethane	13	U
75-69-4	Trichlorofluoromethane	13	U
75-35-4	1,1-Dichloroethene	13	U
76-13-1	1,1,2-Trichloro-1,2,2-trifluoroethane	13	U
67-64-1	Acetone	8	J
75-15-0	Carbon Disulfide	13	U
79-20-9	Methyl Acetate	13	U
75-09-2	Methylene Chloride	13	U
156-60-5	trans-1,2-Dichloroethene	13	U
1634-04-4	Methyl tert-Butyl Ether	13	U
75-34-3	1,1-Dichloroethane	13	U
156-59-2	cis-1,2-Dichloroethene	45	
78-93-3	2-Butanone	13	U
67-66-3	Chloroform	13	U
71-55-6	1,1,1-Trichloroethane	13	U
110-82-7	Cyclohexane	13	U
56-23-5	Carbon Tetrachloride	13	U
71-43-2	Benzene	13	U
107-06-2	1,2-Dichloroethane	13	U



1B  
VOLATILE ORGANICS ANALYSIS DATA SHEET

EPA SAMPLE NO.

B-650

Lab Name: MITKEM CORPORATION Contract: \_\_\_\_\_

Lab Code: MITKEM Case No.: \_\_\_\_\_ SAS No.: \_\_\_\_\_ SDG No.: MD0523

Matrix: (soil/water) SOIL Lab Sample ID: D0523-03A

Sample wt/vol: 5.0 (g/mL) G Lab File ID: V5F9945

Level: (low/med) LOW Date Received: 05/05/05

% Moisture: not dec. 22 Date Analyzed: 05/13/05

GC Column: DB-624 ID: 0.25 (mm) Dilution Factor: 1.0

Soil Extract Volume: \_\_\_\_\_ (mL) Soil Aliquot Volume: \_\_\_\_\_ (uL)

CONCENTRATION UNITS:  
(ug/L or ug/Kg) UG/KG Q

CAS NO.	COMPOUND		
79-01-6	Trichloroethene	27	
108-87-2	Methylcyclohexane	13	U
78-87-5	1,2-Dichloropropane	13	U
75-27-4	Bromodichloromethane	13	U
10061-01-5	cis-1,3-Dichloropropene	13	U
108-10-1	4-Methyl-2-Pentanone	13	U
108-88-3	Toluene	13	U
10061-02-6	trans-1,3-Dichloropropene	13	U
79-00-5	1,1,2-Trichloroethane	13	U
127-18-4	Tetrachloroethene	14	
591-78-6	2-Hexanone	13	U
124-48-1	Dibromochloromethane	13	U
106-93-4	1,2-Dibromoethane	13	U
108-90-7	Chlorobenzene	13	U
100-41-4	Ethylbenzene	13	U
1330-20-7	Xylene (Total)	13	U
100-42-5	Styrene	13	U
75-25-2	Bromoform	13	U
98-82-8	Isopropylbenzene	13	U
79-34-5	1,1,2,2-Tetrachloroethane	13	U
541-73-1	1,3-Dichlorobenzene	13	U
106-46-7	1,4-Dichlorobenzene	13	U
95-50-1	1,2-Dichlorobenzene	13	U
96-12-8	1,2-Dibromo-3-chloropropane	13	U
120-82-1	1,2,4-Trichlorobenzene	13	U

1F  
VOLATILE ORGANICS ANALYSIS DATA SHEET  
TENTATIVELY IDENTIFIED COMPOUNDS

EPA SAMPLE NO.

B-650

Lab Name: MITKEM CORPORATION Contract: \_\_\_\_\_

Lab Code: MITKEM Case No.: \_\_\_\_\_ SAS No.: \_\_\_\_\_ SDG No.: MD0523

Matrix: (soil/water) SOIL Lab Sample ID: D0523-03A

Sample wt/vol: 5.0 (g/mL) G Lab File ID: V5F9945

Level: (low/med) LOW Date Received: 05/05/05

% Moisture: not dec. 22 Date Analyzed: 05/13/05

GC Column: DB-624 ID: 0.25 (mm) Dilution Factor: 1.0

Soil Extract Volume: \_\_\_\_\_ (mL) Soil Aliquot Volume: \_\_\_\_\_ (uL)

Number TICs found: 0

CONCENTRATION UNITS:  
(ug/L or ug/Kg) ug/Kg

CAS NUMBER	COMPOUND NAME	RT	EST. CONC.	Q
1.				
2.				
3.				
4.				
5.				
6.				
7.				
8.				
9.				
10.				
11.				
12.				
13.				
14.				
15.				
16.				
17.				
18.				
19.				
20.				
21.				
22.				
23.				
24.				
25.				
26.				
27.				
28.				
29.				
30.				

1A  
VOLATILE ORGANICS ANALYSIS DATA SHEET

EPA SAMPLE NO.

B-7140

Lab Name: MITKEM CORPORATION

Contract: \_\_\_\_\_

Lab Code: MITKEM Case No.: \_\_\_\_\_

SAS No.: \_\_\_\_\_

SDG No.: MD0523

Matrix: (soil/water) SOIL

Lab Sample ID: D0523-04A

Sample wt/vol: 5.0 (g/mL) G

Lab File ID: V5F9946

Level: (low/med) LOW

Date Received: 05/05/05

% Moisture: not dec. 14

Date Analyzed: 05/13/05

GC Column: DB-624 ID: 0.25 (mm)

Dilution Factor: 1.0

Soil Extract Volume: \_\_\_\_\_ (mL)

Soil Aliquot Volume: \_\_\_\_\_ (uL)

CAS NO. COMPOUND

CONCENTRATION UNITS:  
(ug/L or ug/Kg) UG/KG Q

75-71-8	Dichlorodifluoromethane	12	U
74-87-3	Chloromethane	12	U
75-01-4	Vinyl Chloride	12	U
74-83-9	Bromomethane	12	U
75-00-3	Chloroethane	12	U
75-69-4	Trichlorofluoromethane	12	U
75-35-4	1,1-Dichloroethene	12	U
76-13-1	1,1,2-Trichloro-1,2,2-trifluoroethane	12	U
67-64-1	Acetone	12	U
75-15-0	Carbon Disulfide	12	U
79-20-9	Methyl Acetate	12	U
75-09-2	Methylene Chloride	12	U
156-60-5	trans-1,2-Dichloroethene	12	U
1634-04-4	Methyl tert-Butyl Ether	12	U
75-34-3	1,1-Dichloroethane	12	U
156-59-2	cis-1,2-Dichloroethene	12	U
78-93-3	2-Butanone	12	U
67-66-3	Chloroform	12	U
71-55-6	1,1,1-Trichloroethane	12	U
110-82-7	Cyclohexane	12	U
56-23-5	Carbon Tetrachloride	12	U
71-43-2	Benzene	12	U
107-06-2	1,2-Dichloroethane	12	U

1B  
VOLATILE ORGANICS ANALYSIS DATA SHEET

EPA SAMPLE NO.

B-7140

Lab Name: MITKEM CORPORATION Contract: \_\_\_\_\_

Lab Code: MITKEM Case No.: \_\_\_\_\_ SAS No.: \_\_\_\_\_ SDG No.: MD0523

Matrix: (soil/water) SOIL Lab Sample ID: D0523-04A

Sample wt/vol: 5.0 (g/mL) G Lab File ID: V5F9946

Level: (low/med) LOW Date Received: 05/05/05

% Moisture: not dec. 14 Date Analyzed: 05/13/05

GC Column: DB-624 ID: 0.25 (mm) Dilution Factor: 1.0

Soil Extract Volume: \_\_\_\_\_ (mL) Soil Aliquot Volume: \_\_\_\_\_ (uL)

CONCENTRATION UNITS:  
(ug/L or ug/Kg) UG/KG Q

CAS NO.	COMPOUND		
79-01-6	Trichloroethene	12	U
108-87-2	Methylcyclohexane	12	U
78-87-5	1,2-Dichloropropane	12	U
75-27-4	Bromodichloromethane	12	U
10061-01-5	cis-1,3-Dichloropropene	12	U
108-10-1	4-Methyl-2-Pentanone	12	U
108-88-3	Toluene	12	U
10061-02-6	trans-1,3-Dichloropropene	12	U
79-00-5	1,1,2-Trichloroethane	12	U
127-18-4	Tetrachloroethene	12	U
591-78-6	2-Hexanone	12	U
124-48-1	Dibromochloromethane	12	U
106-93-4	1,2-Dibromoethane	12	U
108-90-7	Chlorobenzene	12	U
100-41-4	Ethylbenzene	12	U
1330-20-7	Xylene (Total)	12	U
100-42-5	Styrene	12	U
75-25-2	Bromoform	12	U
98-82-8	Isopropylbenzene	12	U
79-34-5	1,1,2,2-Tetrachloroethane	12	U
541-73-1	1,3-Dichlorobenzene	12	U
106-46-7	1,4-Dichlorobenzene	12	U
95-50-1	1,2-Dichlorobenzene	12	U
96-12-8	1,2-Dibromo-3-chloropropane	12	U
120-82-1	1,2,4-Trichlorobenzene	12	U

1F  
VOLATILE ORGANICS ANALYSIS DATA SHEET  
TENTATIVELY IDENTIFIED COMPOUNDS

EPA SAMPLE NO.

B-7140

Lab Name: MITKEM CORPORATION Contract: \_\_\_\_\_

Lab Code: MITKEM Case No.: \_\_\_\_\_ SAS No.: \_\_\_\_\_ SDG No.: MD0523

Matrix: (soil/water) SOIL Lab Sample ID: D0523-04A

Sample wt/vol: 5.0 (g/mL) G Lab File ID: V5F9946

Level: (low/med) LOW Date Received: 05/05/05

% Moisture: not dec. 14 Date Analyzed: 05/13/05

GC Column: DB-624 ID: 0.25 (mm) Dilution Factor: 1.0

Soil Extract Volume: \_\_\_\_\_ (mL) Soil Aliquot Volume: \_\_\_\_\_ (uL)

Number TICs found: 0

CONCENTRATION UNITS:  
(ug/L or ug/Kg) ug/Kg

CAS NUMBER	COMPOUND NAME	RT	EST. CONC.	Q
1.				
2.				
3.				
4.				
5.				
6.				
7.				
8.				
9.				
10.				
11.				
12.				
13.				
14.				
15.				
16.				
17.				
18.				
19.				
20.				
21.				
22.				
23.				
24.				
25.				
26.				
27.				
28.				
29.				
30.				

1A  
VOLATILE ORGANICS ANALYSIS DATA SHEET

EPA SAMPLE NO.

V5LLCS

Lab Name: MITKEM CORPORATION Contract: \_\_\_\_\_

Lab Code: MITKEM Case No.: \_\_\_\_\_ SAS No.: \_\_\_\_\_ SDG No.: MD0523

Matrix: (soil/water) SOIL Lab Sample ID: LCS-18114

Sample wt/vol: 5.0 (g/mL) G Lab File ID: V5F9943

Level: (low/med) LOW Date Received: \_\_\_\_\_

% Moisture: not dec. \_\_\_\_\_ Date Analyzed: 05/13/05

GC Column: DB-624 ID: 0.25 (mm) Dilution Factor: 1.0

Soil Extract Volume: \_\_\_\_\_ (mL) Soil Aliquot Volume: \_\_\_\_\_ (uL)

CONCENTRATION UNITS:  
(ug/L or ug/Kg) UG/KG Q

CAS NO.	COMPOUND		
75-71-8	Dichlorodifluoromethane	10	U
74-87-3	Chloromethane	10	U
75-01-4	Vinyl Chloride	10	U
74-83-9	Bromomethane	10	U
75-00-3	Chloroethane	10	U
75-69-4	Trichlorofluoromethane	10	U
75-35-4	1,1-Dichloroethene	56	
76-13-1	1,1,2-Trichloro-1,2,2-trifluoroethane	10	U
67-64-1	Acetone	10	U
75-15-0	Carbon Disulfide	10	U
79-20-9	Methyl Acetate	10	U
75-09-2	Methylene Chloride	10	U
156-60-5	trans-1,2-Dichloroethene	10	U
1634-04-4	Methyl tert-Butyl Ether	10	U
75-34-3	1,1-Dichloroethane	10	U
156-59-2	cis-1,2-Dichloroethene	10	U
78-93-3	2-Butanone	10	U
67-66-3	Chloroform	10	U
71-55-6	1,1,1-Trichloroethane	10	U
110-82-7	Cyclohexane	10	U
56-23-5	Carbon Tetrachloride	10	U
71-43-2	Benzene	57	
107-06-2	1,2-Dichloroethane	10	U

1B  
VOLATILE ORGANICS ANALYSIS DATA SHEET

EPA SAMPLE NO.

V5LLCS

Lab Name: MITKEM CORPORATION

Contract: \_\_\_\_\_

Lab Code: MITKEM Case No.: \_\_\_\_\_

SAS No.: \_\_\_\_\_

SDG No.: MD0523

Matrix: (soil/water) SOIL

Lab Sample ID: LCS-18114

Sample wt/vol: 5.0 (g/mL) G

Lab File ID: V5F9943

Level: (low/med) LOW

Date Received: \_\_\_\_\_

% Moisture: not dec. \_\_\_\_\_

Date Analyzed: 05/13/05

GC Column: DB-624 ID: 0.25 (mm)

Dilution Factor: 1.0

Soil Extract Volume: \_\_\_\_\_ (mL)

Soil Aliquot Volume: \_\_\_\_\_ (uL)

CAS NO. COMPOUND

CONCENTRATION UNITS:  
(ug/L or ug/Kg) UG/KG Q

79-01-6	Trichloroethene	56	
108-87-2	Methylcyclohexane	10	U
78-87-5	1,2-Dichloropropane	10	U
75-27-4	Bromodichloromethane	10	U
10061-01-5	cis-1,3-Dichloropropene	10	U
108-10-1	4-Methyl-2-Pentanone	10	U
108-88-3	Toluene	56	
10061-02-6	trans-1,3-Dichloropropene	10	U
79-00-5	1,1,2-Trichloroethane	10	U
127-18-4	Tetrachloroethene	10	U
591-78-6	2-Hexanone	10	U
124-48-1	Dibromochloromethane	10	U
106-93-4	1,2-Dibromoethane	10	U
108-90-7	Chlorobenzene	58	
100-41-4	Ethylbenzene	10	U
1330-20-7	Xylene (Total)	10	U
100-42-5	Styrene	10	U
75-25-2	Bromoform	10	U
98-82-8	Isopropylbenzene	10	U
79-34-5	1,1,2,2-Tetrachloroethane	10	U
541-73-1	1,3-Dichlorobenzene	10	U
106-46-7	1,4-Dichlorobenzene	10	U
95-50-1	1,2-Dichlorobenzene	10	U
96-12-8	1,2-Dibromo-3-chloropropane	10	U
120-82-1	1,2,4-Trichlorobenzene	10	U

1C  
SEMIVOLATILE ORGANICS ANALYSIS DATA SHEET

EPA SAMPLE NO.

B-190

Lab Name: MITKEM CORPORATION Contract: \_\_\_\_\_

Lab Code: MITKEM Case No.: \_\_\_\_\_ SAS No.: \_\_\_\_\_ SDG No.: MD0523

Matrix: (soil/water) SOIL Lab Sample ID: D0523-01A

Sample wt/vol: 30.0 (g/mL) G Lab File ID: S1E4514

Level: (low/med) LOW Date Received: 05/05/05

% Moisture: 10 Decanted: (Y/N) N Date Extracted: 05/13/05

Concentrated Extract Volume: 500 (uL) Date Analyzed: 05/25/05

Injection Volume: 2.0 (uL) Dilution Factor: 1.0

GPC Cleanup: (Y/N) Y pH: 8.0 Extraction: (Type) SONC

CAS NO. COMPOUND

CONCENTRATION UNITS:  
(ug/L or ug/Kg) UG/KG Q

100-52-7	Benzaldehyde	370	U
108-95-2	Phenol	370	U
111-44-4	bis(2-Chloroethyl) Ether	370	U
95-57-8	2-Chlorophenol	370	U
95-48-7	2-Methylphenol	370	U
108-60-1	2,2'-oxybis(1-Chloropropane)	370	U
98-86-2	Acetophenone	370	U
106-44-5	4-Methylphenol	370	U
621-64-7	N-Nitroso-di-n-propylamine	370	U
67-72-1	Hexachloroethane	370	U
98-95-3	Nitrobenzene	370	U
78-59-1	Isophorone	370	U
88-75-5	2-Nitrophenol	370	U
105-67-9	2,4-Dimethylphenol	370	U
111-91-1	bis(2-Chloroethoxy) methane	370	U
120-83-2	2,4-Dichlorophenol	370	U
91-20-3	Naphthalene	370	U
106-47-8	4-Chloroaniline	370	U
87-68-3	Hexachlorobutadiene	370	U
105-60-2	Caprolactam	370	U
59-50-7	4-Chloro-3-Methylphenol	370	U
91-57-6	2-Methylnaphthalene	370	U
77-47-4	Hexachlorocyclopentadiene	370	U
88-06-2	2,4,6-Trichlorophenol	370	U
95-95-4	2,4,5-Trichlorophenol	920	U
92-52-4	1,1'-Biphenyl	370	U
91-58-7	2-Chloronaphthalene	370	U
88-74-4	2-Nitroaniline	920	U
131-11-3	Dimethylphthalate	370	U
606-20-2	2,6-Dinitrotoluene	370	U
208-96-8	Acenaphthylene	370	U
99-09-2	3-Nitroaniline	920	U
83-32-9	Acenaphthene	370	U



1D  
SEMIVOLATILE ORGANICS ANALYSIS DATA SHEET

EPA SAMPLE NO.

B-190

Lab Name: MITKEM CORPORATION Contract: \_\_\_\_\_

Lab Code: MITKEM Case No.: \_\_\_\_\_ SAS No.: \_\_\_\_\_ SDG No.: MD0523

Matrix: (soil/water) SOIL Lab Sample ID: D0523-01A

Sample wt/vol: 30.0 (g/mL) G Lab File ID: S1E4514

Level: (low/med) LOW Date Received: 05/05/05

% Moisture: 10 Decanted: (Y/N) N Date Extracted: 05/13/05

Concentrated Extract Volume: 500 (uL) Date Analyzed: 05/25/05

Injection Volume: 2.0 (uL) Dilution Factor: 1.0

GPC Cleanup: (Y/N) Y pH: 8.0 Extraction: (Type) SONC

CAS NO. COMPOUND

CONCENTRATION UNITS:  
(ug/L or ug/Kg) UG/KG Q

51-28-5	2,4-Dinitrophenol	920	U
100-02-7	4-Nitrophenol	920	U
132-64-9	Dibenzofuran	370	U
121-14-2	2,4-Dinitrotoluene	370	U
84-66-2	Diethylphthalate	370	U
86-73-7	Fluorene	370	U
7005-72-3	4-Chlorophenyl-phenylether	370	U
100-01-6	4-Nitroaniline	920	U
534-52-1	4,6-Dinitro-2-methylphenol	920	U
86-30-6	N-Nitrosodiphenylamine (1)	370	U
101-55-3	4-Bromophenyl-phenylether	370	U
118-74-1	Hexachlorobenzene	370	U
1912-24-9	Atrazine	370	U
87-86-5	Pentachlorophenol	920	U
85-01-8	Phenanthrene	370	U
120-12-7	Anthracene	370	U
86-74-8	Carbazole	370	U
84-74-2	Di-n-butylphthalate	38	J
206-44-0	Fluoranthene	370	U
129-00-0	Pyrene	370	U
85-68-7	Butylbenzylphthalate	370	U
91-94-1	3,3'-Dichlorobenzidine	370	U
56-55-3	Benzo(a)anthracene	370	U
218-01-9	Chrysene	370	U
117-81-7	bis(2-Ethylhexyl)phthalate	99	J
117-84-0	Di-n-octylphthalate	370	U
205-99-2	Benzo(b)fluoranthene	370	U
207-08-9	Benzo(k)fluoranthene	370	U
50-32-8	Benzo(a)pyrene	370	U
193-39-5	Indeno(1,2,3-cd)pyrene	370	U
53-70-3	Dibenzo(a,h)anthracene	370	U
191-24-2	Benzo(g,h,i)perylene	370	U

(1) - Cannot be separated from Diphenylamine

1G  
SEMIVOLATILE ORGANICS ANALYSIS DATA SHEET  
TENTATIVELY IDENTIFIED COMPOUNDS

EPA SAMPLE NO.

B-190

Lab Name: MITKEM CORPORATION Contract: \_\_\_\_\_

Lab Code: MITKEM Case No.: \_\_\_\_\_ SAS No.: \_\_\_\_\_ SDG No.: MD0523

Matrix: (soil/water) SOIL Lab Sample ID: D0523-01A

Sample wt/vol: 30.0 (g/mL) G Lab File ID: S1E4514

Level: (low/med) LOW Date Received: 05/05/05

% Moisture: 10 Decanted: (Y/N) N Date Extracted: 05/13/05

Concentrated Extract Volume: 500 (uL) Date Analyzed: 05/25/05

Injection Volume: 2.0 (uL) Dilution Factor: 1.0

GPC Cleanup: (Y/N) Y pH: 8.0 Extraction: (Type) SONC

Number TICs found: 2

CONCENTRATION UNITS:  
(ug/L or ug/Kg) ug/Kg

CAS NUMBER	COMPOUND NAME	RT	EST. CONC.	Q
1.	UNKNOWN	11.82	270	J
2.	UNKNOWN	22.48	1900	J
3.				
4.				
5.				
6.				
7.				
8.				
9.				
10.				
11.				
12.				
13.				
14.				
15.				
16.				
17.				
18.				
19.				
20.				
21.				
22.				
23.				
24.				
25.				
26.				
27.				
28.				
29.				
30.				

1C  
SEMIVOLATILE ORGANICS ANALYSIS DATA SHEET

EPA SAMPLE NO.

S1XLCS

Lab Name: MITKEM CORPORATION Contract: \_\_\_\_\_

Lab Code: MITKEM Case No.: \_\_\_\_\_ SAS No.: \_\_\_\_\_ SDG No.: MD0523

Matrix: (soil/water) SOIL Lab Sample ID: LCS-18109

Sample wt/vol: 30.0(g/mL) G Lab File ID: S1E4511

Level: (low/med) LOW Date Received: \_\_\_\_\_

% Moisture: 0 Decanted: (Y/N) N Date Extracted: 05/13/05

Concentrated Extract Volume: 500(uL) Date Analyzed: 05/25/05

Injection Volume: 2.0(uL) Dilution Factor: 1.0

GPC Cleanup: (Y/N) Y pH: \_\_\_\_\_ Extraction: (Type) SONC

CAS NO. COMPOUND

CONCENTRATION UNITS:  
(ug/L or ug/Kg) UG/KG Q

100-52-7	Benzaldehyde	330	U
108-95-2	Phenol	1600	
111-44-4	bis(2-Chloroethyl) Ether	330	U
95-57-8	2-Chlorophenol	1600	
95-48-7	2-Methylphenol	330	U
108-60-1	2,2'-oxybis(1-Chloropropane)	330	U
98-86-2	Acetophenone	330	U
106-44-5	4-Methylphenol	330	U
621-64-7	N-Nitroso-di-n-propylamine	900	
67-72-1	Hexachloroethane	330	U
98-95-3	Nitrobenzene	330	U
78-59-1	Isophorone	330	U
88-75-5	2-Nitrophenol	330	U
105-67-9	2,4-Dimethylphenol	330	U
111-91-1	bis(2-Chloroethoxy)methane	330	U
120-83-2	2,4-Dichlorophenol	330	U
91-20-3	Naphthalene	330	U
106-47-8	4-Chloroaniline	330	U
87-68-3	Hexachlorobutadiene	330	U
105-60-2	Caprolactam	330	U
59-50-7	4-Chloro-3-Methylphenol	1700	
91-57-6	2-Methylnaphthalene	330	U
77-47-4	Hexachlorocyclopentadiene	330	U
88-06-2	2,4,6-Trichlorophenol	330	U
95-95-4	2,4,5-Trichlorophenol	830	U
92-52-4	1,1'-Biphenyl	330	U
91-58-7	2-Chloronaphthalene	330	U
88-74-4	2-Nitroaniline	830	U
131-11-3	Dimethylphthalate	330	U
606-20-2	2,6-Dinitrotoluene	330	U
208-96-8	Acenaphthylene	330	U
99-09-2	3-Nitroaniline	830	U
83-32-9	Acenaphthene	1300	

1D  
SEMIVOLATILE ORGANICS ANALYSIS DATA SHEET

EPA SAMPLE NO.

S1XLCS

Lab Name: MITKEM CORPORATION Contract: \_\_\_\_\_

Lab Code: MITKEM Case No.: \_\_\_\_\_ SAS No.: \_\_\_\_\_ SDG No.: MD0523

Matrix: (soil/water) SOIL Lab Sample ID: LCS-18109

Sample wt/vol: 30.0 (g/mL) G Lab File ID: S1E4511

Level: (low/med) LOW Date Received: \_\_\_\_\_

% Moisture: 0 Decanted: (Y/N) N Date Extracted: 05/13/05

Concentrated Extract Volume: 500 (uL) Date Analyzed: 05/25/05

Injection Volume: 2.0 (uL) Dilution Factor: 1.0

GPC Cleanup: (Y/N) Y pH: \_\_\_\_\_ Extraction: (Type) SONC

CAS NO. COMPOUND

CONCENTRATION UNITS:  
(ug/L or ug/Kg) UG/KG Q

51-28-5	2,4-Dinitrophenol	830	U
100-02-7	4-Nitrophenol	1900	
132-64-9	Dibenzofuran	330	U
121-14-2	2,4-Dinitrotoluene	1200	
84-66-2	Diethylphthalate	330	U
86-73-7	Fluorene	330	U
7005-72-3	4-Chlorophenyl-phenylether	330	U
100-01-6	4-Nitroaniline	830	U
534-52-1	4,6-Dinitro-2-methylphenol	830	U
86-30-6	N-Nitrosodiphenylamine (1)	330	U
101-55-3	4-Bromophenyl-phenylether	330	U
118-74-1	Hexachlorobenzene	330	U
1912-24-9	Atrazine	330	U
87-86-5	Pentachlorophenol	1600	
85-01-8	Phenanthrene	330	U
120-12-7	Anthracene	330	U
86-74-8	Carbazole	330	U
84-74-2	Di-n-butylphthalate	330	U
206-44-0	Fluoranthene	330	U
129-00-0	Pyrene	1700	
85-68-7	Butylbenzylphthalate	330	U
91-94-1	3,3'-Dichlorobenzidine	330	U
56-55-3	Benzo(a)anthracene	330	U
218-01-9	Chrysene	330	U
117-81-7	bis(2-Ethylhexyl)phthalate	1100	
117-84-0	Di-n-octylphthalate	330	U
205-99-2	Benzo(b)fluoranthene	330	U
207-08-9	Benzo(k)fluoranthene	330	U
50-32-8	Benzo(a)pyrene	330	U
193-39-5	Indeno(1,2,3-cd)pyrene	330	U
53-70-3	Dibenzo(a,h)anthracene	330	U
191-24-2	Benzo(g,h,i)perylene	330	U

(1) - Cannot be separated from Diphenylamine

1E  
PESTICIDE ORGANICS ANALYSIS DATA SHEET

EPA SAMPLE NO.

B-190

Lab Name: MITKEM CORPORATION Contract: \_\_\_\_\_

Lab Code: MITKEM Case No.: \_\_\_\_\_ SAS No.: \_\_\_\_\_ SDG No.: D0523

Matrix: (soil/water) SOIL Lab Sample ID: D0523-01A

Sample wt/vol: 30.0(g/mL) G Lab File ID: E4C6524F

% Moisture: 10 Decanted: (Y/N) N Date Received: 05/05/05

Extraction: (Type) SONC Date Extracted: 05/13/05

Concentrated Extract Volume: 5000 (uL) Date Analyzed: 05/26/05

Injection Volume: 1.0 (uL) Dilution Factor: 1.0

GPC Cleanup: (Y/N) Y pH: 8.0 Sulfur Cleanup: (Y/N) Y

CONCENTRATION UNITS:  
(ug/L or ug/Kg) UG/KG Q

CAS NO.	COMPOUND		
319-84-6	alpha-BHC	1.9	U
319-85-7	beta-BHC	1.9	U
319-86-8	delta-BHC	1.9	U
58-89-9	gamma-BHC (Lindane)	1.9	U
76-44-8	Heptachlor	1.9	U
309-00-2	Aldrin	1.9	U
1024-57-3	Heptachlor epoxide	1.9	U
959-98-8	Endosulfan I	1.9	U
60-57-1	Dieldrin	3.7	U
72-55-9	4,4'-DDE	3.7	U
72-20-8	Endrin	3.7	U
33213-65-9	Endosulfan II	3.7	U
72-54-8	4,4'-DDD	3.7	U
1031-07-8	Endosulfan sulfate	3.7	U
50-29-3	4,4'-DDT	3.7	U
72-43-5	Methoxychlor	19	U
53494-70-5	Endrin ketone	3.7	U
7421-93-4	Endrin aldehyde	3.7	U
5103-71-9	alpha-Chlordane	1.9	U
5103-74-2	gamma-Chlordane	1.9	U
8001-35-2	Toxaphene	190	U
12674-11-2	Aroclor-1016	37	U
11104-28-2	Aroclor-1221	74	U
11141-16-5	Aroclor-1232	37	U
53469-21-9	Aroclor-1242	37	U
12672-29-6	Aroclor-1248	37	U
11097-69-1	Aroclor-1254	37	U
11096-82-5	Aroclor-1260	37	U

1E  
PESTICIDE ORGANICS ANALYSIS DATA SHEET

EPA SAMPLE NO.

P4ELCS

Lab Name: MITKEM CORPORATION Contract: \_\_\_\_\_

Lab Code: MITKEM Case No.: \_\_\_\_\_ SAS No.: \_\_\_\_\_ SDG No.: D0523

Matrix: (soil/water) SOIL Lab Sample ID: LCS-18108

Sample wt/vol: 30.0 (g/mL) G Lab File ID: E4C6523F

% Moisture: 0 Decanted: (Y/N) N Date Received: \_\_\_\_\_

Extraction: (Type) SONC Date Extracted: 05/13/05

Concentrated Extract Volume: 5000 (uL) Date Analyzed: 05/26/05

Injection Volume: 1.0 (uL) Dilution Factor: 1.0

GPC Cleanup: (Y/N) Y pH: \_\_\_\_\_ Sulfur Cleanup: (Y/N) Y

CONCENTRATION UNITS:  
(ug/L or ug/Kg) UG/KG Q

CAS NO.	COMPOUND		
319-84-6	alpha-BHC	1.7	U
319-85-7	beta-BHC	1.7	U
319-86-8	delta-BHC	1.7	U
58-89-9	gamma-BHC (Lindane)	11	
76-44-8	Heptachlor	12	
309-00-2	Aldrin	14	
1024-57-3	Heptachlor epoxide	1.7	U
959-98-8	Endosulfan I	1.7	U
60-57-1	Dieldrin	26	
72-55-9	4,4'-DDE	3.3	U
72-20-8	Endrin	28	
33213-65-9	Endosulfan II	3.3	U
72-54-8	4,4'-DDD	3.3	U
1031-07-8	Endosulfan sulfate	3.3	U
50-29-3	4,4'-DDT	24	
72-43-5	Methoxychlor	17	U
53494-70-5	Endrin ketone	3.3	U
7421-93-4	Endrin aldehyde	3.3	U
5103-71-9	alpha-Chlordane	1.7	U
5103-74-2	gamma-Chlordane	1.7	U
8001-35-2	Toxaphene	170	U
12674-11-2	Aroclor-1016	33	U
11104-28-2	Aroclor-1221	67	U
11141-16-5	Aroclor-1232	33	U
53469-21-9	Aroclor-1242	33	U
12672-29-6	Aroclor-1248	33	U
11097-69-1	Aroclor-1254	33	U
11096-82-5	Aroclor-1260	33	U

## U.S. EPA - CLP

1

## INORGANIC ANALYSIS DATA SHEET

EPA SAMPLE NO

B-190

Lab Name: Mitkem CorporationContract: 3563S-04Lab Code: MITKEM

Case No.

SAS No.:

SDG No.: MD0523Matrix (soil/water): SOILLab Sample ID: D0523-01Level (low/med): MEDDate Received: 05/05/05% Solids: 90.0Concentration Units (ug/L or mg/kg dry weight): MG/KG

CAS No.	Analyte	Concentration	C	Q	M
7429-90-5	Aluminum	9940			P
7440-36-0	Antimony	0.30	U		P
7440-38-2	Arsenic	11.4			P
7440-39-3	Barium	137			P
7440-41-7	Beryllium	0.47	B		P
7440-43-9	Cadmium	0.31	B		P
7440-70-2	Calcium	15300			P
7440-47-3	Chromium	14.3			P
7440-48-4	Cobalt	10.2			P
7440-50-8	Copper	20.5			P
7439-89-6	Iron	22000			P
7439-92-1	Lead	27.1			P
7439-95-4	Magnesium	6890			P
7439-96-5	Manganese	446			P
7440-02-0	Nickel	22.2			P
7440-09-7	Potassium	1120			P
7782-49-2	Selenium	0.45	U		P
7440-22-4	Silver	0.10	U		P
7440-23-5	Sodium	78.6	B		P
7440-28-0	Thallium	0.30	U		P
7440-62-2	Vanadium	13.1			P
7440-66-6	Zinc	64.2			P
7439-97-6	Mercury	0.056	U		CV
	Cyanide	0.089	U		CA

Color Before: BROWN

Clarity Before: \_\_\_\_\_

Texture: MEDIUMColor After: YELLOWClarity After: CLEAR

Artifacts: \_\_\_\_\_

Comments:

---



---



---

U.S. EPA - CLP

7

LABORATORY CONTROL SAMPLE

Lab Name: Mitkem Corporation

Contract: 3563S-04

Lab Code: MITKEM

Case No.

SAS No.:

SDG No.: MD0523

Solid LCS Source:

Aqueous LCS Source:

LCS-18106

Analyte	Aqueous (ug/L)			Solid (mg/kg)					
	True	Found	%R	True	Found	C	Limits		%R
Cyanide				88.4	76.8		35.3	141.7	86.9



U.S. EPA - CLP

7

LABORATORY CONTROL SAMPLE

Lab Name: Mitkem Corporation

Contract: 3563S-04

Lab Code: MITKEM

Case No.

SAS No.:

SDG No.: MD0523

Solid LCS Source:

Aqueous LCS Source:

LCS-18174

Analyte	Aqueous (ug/L)			Solid (mg/kg)					
	True	Found	%R	True	Found	C	Limits		%R
Mercury				8.4	11.2		4.3	12.5	133.3

## U.S. EPA - CLP

7

## LABORATORY CONTROL SAMPLE

Lab Name: Mitkem CorporationContract: 3563S-04Lab Code: MITKEM

Case No.

SAS No.:

SDG No.: MD0523

Solid LCS Source:

Aqueous LCS Source:

LCS-18177

Analyte	Aqueous (ug/L)			Solid (mg/kg)				
	True	Found	%R	True	Found	C	Limits	%R
Aluminum				7270.0	6522.1		4210.1	10300.1
Antimony				52.5	30.9		6.0	117.0
Arsenic				111.0	111.5		88.5	133.0
Barium				195.0	212.0		160.0	230.0
Beryllium				62.5	62.3		51.3	73.7
Cadmium				110.0	112.4		89.7	130.0
Calcium				4120.0	3867.1		3260.2	4979.8
Chromium				154.0	153.4		121.0	187.0
Cobalt				63.3	65.3		51.8	74.8
Copper				107.0	106.8		88.1	126.0
Iron				11500.0	9133.2		6599.8	16400.2
Lead				158.0	165.3		127.0	189.0
Magnesium				2380.0	2410.4		1790.0	2970.0
Manganese				328.0	330.2		262.0	394.0
Nickel				160.0	165.7		130.0	190.0
Potassium				1880.0	1912.1		1340.1	2419.9
Selenium				94.4	91.3		71.3	117.0
Silver				102.0	91.7		62.5	142.0
Sodium				871.0	931.9	B	484.0	1260.0
Thallium				88.6	96.0		67.0	110.0
Vanadium				74.8	68.7		55.9	93.7
Zinc				187.0	199.7		148.0	226.0

FORM VII - IN

ILM04.1

2B  
SOIL VOLATILE SYSTEM MONITORING COMPOUND RECOVERY

Lab Name: MITKEM CORPORATION Contract: \_\_\_\_\_

Lab Code: MITKEM Case No.: \_\_\_\_\_ SAS No.: \_\_\_\_\_ SDG No.: MD0523

Level: (low/med) LOW

	EPA SAMPLE NO.	SMC1 (TOL) #	SMC2 (BFB) #	SMC3 (DCE) #	OTHER	TOT OUT
	=====	=====	=====	=====	=====	=====
01	VBLK5L	102	96	104		0
02	V5LLCS	100	95	96		0
03	B-190	100	96	104		0
04	B-650	98	100	104		0
05	B-7140	99	97	102		0
06	B-440	98	107	102		0
07	VHBLK5L	101	95	92		0
08						
09						
10						
11						
12						
13						
14						
15						
16						
17						
18						
19						
20						
21						
22						
23						
24						
25						
26						
27						
28						
29						
30						

QC LIMITS

SMC1 (TOL) = Toluene-d8 (84-138)  
 SMC2 (BFB) = Bromofluorobenzene (59-113)  
 SMC3 (DCE) = 1,2-Dichloroethane-d4 (70-121)

# Column to be used to flag recovery values

\* Values outside of contract required QC limits

2D  
SOIL SEMIVOLATILE SURROGATE RECOVERY

Lab Name: MITKEM CORPORATION Contract: \_\_\_\_\_

Lab Code: MITKEM Case No.: \_\_\_\_\_ SAS No.: \_\_\_\_\_ SDG No.: MD0523

Level: (low/med) LOW

	EPA SAMPLE NO.	S1 (NBZ) #	S2 (FBP) #	S3 (TPH) #	S4 (PHL) #	S5 (2FP) #	S6 (TBP) #	S7 (2CP) #	S8 (DCB) #	TOT OUT
01	SBLK1X	65	66	97	61	61	69	61	54	0
02	S1XLCS	63	72	96	58	64	73	61	54	0
03	B-190	65	62	83	65	57	67	60	50	0
04										
05										
06										
07										
08										
09										
10										
11										
12										
13										
14										
15										
16										
17										
18										
19										
20										
21										
22										
23										
24										
25										
26										
27										
28										
29										
30										

QC LIMITS

S1 (NBZ) = Nitrobenzene-d5 (23-120)  
 S2 (FBP) = 2-Fluorobiphenyl (30-115)  
 S3 (TPH) = Terphenyl-d14 (18-137)  
 S4 (PHL) = Phenol-d5 (24-113)  
 S5 (2FP) = 2-Fluorophenol (25-121)  
 S6 (TBP) = 2,4,6-Tribromophenol (19-122)  
 S7 (2CP) = 2-Chlorophenol-d4 (20-130) (advisory)  
 S8 (DCB) = 1,2-Dichlorobenzene-d4 (20-130) (advisory)

# Column to be used to flag recovery values  
 \* Values outside of contract required QC limits  
 D Surrogate diluted out

2F  
SOIL PESTICIDE SURROGATE RECOVERY

Lab Name: MITKEM CORPORATION Contract: \_\_\_\_\_

Lab Code: MITKEM Case No.: \_\_\_\_\_ SAS No.: \_\_\_\_\_ SDG No.: D0523

GC Column(1): CLPPEST ID: 0.53 (mm) GC Column(2): CLPPESTII ID: 0.53 (mm)

	EPA SAMPLE NO.	TCX 1 %REC #	TCX 2 %REC #	DCB 1 %REC #	DCB 2 %REC #	OTHER (1)	OTHER (2)	TOT OUT
	=====	=====	=====	=====	=====	=====	=====	=====
01	PBLK4E	84	79	89	91			0
02	P4ELCS	70	69	81	79			0
03	B-190	68	68	76	77			0
04								
05								
06								
07								
08								
09								
10								
11								
12								
13								
14								
15								
16								
17								
18								
19								
20								
21								
22								
23								
24								
25								
26								
27								
28								
29								
30								

QC LIMITS

(TCX) = Tetrachloro-m-xylene (30-150)  
(DCB) = Decachlorobiphenyl (30-150)

# Column to be used to flag recovery values  
\* Values outside of QC limits  
D Surrogate diluted out

FORM 3  
SOIL VOLATILE LAB CONTROL SAMPLE

Lab Name: MITKEM CORPORATION Contract: \_\_\_\_\_

Lab Code: MITKEM Case No.: \_\_\_\_\_ SAS No.: \_\_\_\_\_ SDG No.: MD0523

Matrix Spike - Sample No.: V5LLCS Level: (low/med) LOW

COMPOUND	SPIKE ADDED (ug/Kg)	SAMPLE CONCENTRATION (ug/Kg)	LCS CONCENTRATION (ug/Kg)	LCS % REC #	QC. LIMITS REC.
=====	=====	=====	=====	=====	=====
1,1-Dichloroethene	50		56	112	59-172
Trichloroethene	50		56	112	62-137
Benzene	50		57	114	66-142
Toluene	50		56	112	59-139
Chlorobenzene	50		58	116	60-133

# Column to be used to flag recovery and RPD values with an asterisk

\* Values outside of QC limits

RPD: 0 out of 0 outside limits

Spike Recovery: 0 out of 5 outside limits

COMMENTS: \_\_\_\_\_  
\_\_\_\_\_

FORM III VOA

FORM 3  
SOIL SEMIVOLATILE LAB CONTROL SAMPLE

Lab Name: MITKEM CORPORATION Contract: \_\_\_\_\_  
Lab Code: MITKEM Case No.: \_\_\_\_\_ SAS No.: \_\_\_\_\_ SDG No.: MD0523  
Matrix Spike - Sample No.: S1XLCS Level: (low/med) LOW

COMPOUND	SPIKE ADDED (ug/Kg)	SAMPLE CONCENTRATION (ug/Kg)	LCS CONCENTRATION (ug/Kg)	LCS % REC #	QC. LIMITS REC.
=====	=====	=====	=====	=====	=====
Phenol	2500		1600	64	26- 90
2-Chlorophenol	2500		1600	64	25-102
N-Nitroso-di-n-prop. (1)	1700		900	53	41-126
4-Chloro-3-Methylphenol	2500		1700	68	26-103
Acenaphthene	1700		1300	76	31-137
4-Nitrophenol	2500		1900	76	11-114
2,4-Dinitrotoluene	1700		1200	71	28- 89
Pentachlorophenol	2500		1600	64	17-109
Pyrene	1700		1700	100	35-142

(1) N-Nitroso-di-n-propylamine

# Column to be used to flag recovery and RPD values with an asterisk  
\* Values outside of QC limits

RPD: 0 out of 0 outside limits  
Spike Recovery: 0 out of 9 outside limits

COMMENTS: \_\_\_\_\_  
\_\_\_\_\_

FORM 3  
SOIL PESTICIDE LAB CONTROL SAMPLE

Lab Name: MITKEM CORPORATION Contract: \_\_\_\_\_  
 Lab Code: MITKEM Case No.: \_\_\_\_\_ SAS No.: \_\_\_\_\_ SDG No.: D0523  
 Matrix Spike - Sample No.: P4ELCS

COMPOUND	SPIKE ADDED (ug/Kg)	SAMPLE CONCENTRATION (ug/Kg)	LCS CONCENTRATION (ug/Kg)	LCS % REC #	QC. LIMITS REC.
=====	=====	=====	=====	=====	=====
gamma-BHC (Lindane)	17		11	65	46-127
Heptachlor	17		12	71	35-130
Aldrin	17		14	82	34-132
Dieldrin	33		26	79	31-134
Endrin	33		28	85	42-139
4,4'-DDT	33		24	73	23-134

# Column to be used to flag recovery and RPD values with an asterisk

\* Values outside of QC limits

RPD: 0 out of 0 outside limits

Spike Recovery: 0 out of 6 outside limits

COMMENTS: \_\_\_\_\_  
 \_\_\_\_\_



4A  
VOLATILE METHOD BLANK SUMMARY

EPA SAMPLE NO.

VBLK5L

Lab Name: MITKEM CORPORATION Contract: \_\_\_\_\_

Lab Code: MITKEM Case No.: \_\_\_\_\_ SAS No.: \_\_\_\_\_ SDG No.: MD0523

Lab File ID: V5F9942 Lab Sample ID: MB-18114

Date Analyzed: 05/13/05 Time Analyzed: 1059

GC Column: DB-624 ID: 0.25 (mm) Heated Purge: (Y/N) Y

Instrument ID: V5

THIS METHOD BLANK APPLIES TO THE FOLLOWING SAMPLES, MS, and MSD:

	EPA SAMPLE NO.	LAB SAMPLE ID	LAB FILE ID	TIME ANALYZED
	=====	=====	=====	=====
01	V5LLCS	LCS-18114	V5F9943	1136
02	B-190	D0523-01C	V5F9944	1207
03	B-650	D0523-03A	V5F9945	1237
04	B-7140	D0523-04A	V5F9946	1308
05	B-440	D0523-02A	V5F9947	1338
06	VHBLK5L	VHBLK5L	V5F9950	1514
07				
08				
09				
10				
11				
12				
13				
14				
15				
16				
17				
18				
19				
20				
21				
22				
23				
24				
25				
26				
27				
28				
29				
30				

COMMENTS: \_\_\_\_\_

\_\_\_\_\_

1A  
VOLATILE ORGANICS ANALYSIS DATA SHEET

EPA SAMPLE NO.

VBLK5L

Lab Name: MITKEM CORPORATION Contract: \_\_\_\_\_

Lab Code: MITKEM Case No.: \_\_\_\_\_ SAS No.: \_\_\_\_\_ SDG No.: MD0523

Matrix: (soil/water) SOIL Lab Sample ID: MB-18114

Sample wt/vol: 5.0 (g/mL) G Lab File ID: V5F9942

Level: (low/med) LOW Date Received: \_\_\_\_\_

% Moisture: not dec. \_\_\_\_\_ Date Analyzed: 05/13/05

GC Column: DB-624 ID: 0.25 (mm) Dilution Factor: 1.0

Soil Extract Volume: \_\_\_\_\_ (mL) Soil Aliquot Volume: \_\_\_\_\_ (uL)

CAS NO. COMPOUND

CONCENTRATION UNITS:  
(ug/L or ug/Kg) UG/KG Q

75-71-8	Dichlorodifluoromethane	10	U
74-87-3	Chloromethane	10	U
75-01-4	Vinyl Chloride	10	U
74-83-9	Bromomethane	10	U
75-00-3	Chloroethane	10	U
75-69-4	Trichlorofluoromethane	10	U
75-35-4	1,1-Dichloroethene	10	U
76-13-1	1,1,2-Trichloro-1,2,2-trifluoroethane	10	U
67-64-1	Acetone	10	U
75-15-0	Carbon Disulfide	10	U
79-20-9	Methyl Acetate	10	U
75-09-2	Methylene Chloride	10	U
156-60-5	trans-1,2-Dichloroethene	10	U
1634-04-4	Methyl tert-Butyl Ether	10	U
75-34-3	1,1-Dichloroethane	10	U
156-59-2	cis-1,2-Dichloroethene	10	U
78-93-3	2-Butanone	10	U
67-66-3	Chloroform	10	U
71-55-6	1,1,1-Trichloroethane	10	U
110-82-7	Cyclohexane	10	U
56-23-5	Carbon Tetrachloride	10	U
71-43-2	Benzene	10	U
107-06-2	1,2-Dichloroethane	10	U

1B  
VOLATILE ORGANICS ANALYSIS DATA SHEET

EPA SAMPLE NO.

VBLK5L

Lab Name: MITKEM CORPORATION Contract: \_\_\_\_\_

Lab Code: MITKEM Case No.: \_\_\_\_\_ SAS No.: \_\_\_\_\_ SDG No.: MD0523

Matrix: (soil/water) SOIL Lab Sample ID: MB-18114

Sample wt/vol: 5.0 (g/mL) G Lab File ID: V5F9942

Level: (low/med) LOW Date Received: \_\_\_\_\_

% Moisture: not dec. \_\_\_\_\_ Date Analyzed: 05/13/05

GC Column: DB-624 ID: 0.25 (mm) Dilution Factor: 1.0

Soil Extract Volume: \_\_\_\_\_ (mL) Soil Aliquot Volume: \_\_\_\_\_ (uL)

CONCENTRATION UNITS:  
(ug/L or ug/Kg) UG/KG Q

CAS NO.	COMPOUND		
79-01-6	Trichloroethene	10	U
108-87-2	Methylcyclohexane	10	U
78-87-5	1,2-Dichloropropane	10	U
75-27-4	Bromodichloromethane	10	U
10061-01-5	cis-1,3-Dichloropropene	10	U
108-10-1	4-Methyl-2-Pentanone	10	U
108-88-3	Toluene	10	U
10061-02-6	trans-1,3-Dichloropropene	10	U
79-00-5	1,1,2-Trichloroethane	10	U
127-18-4	Tetrachloroethene	10	U
591-78-6	2-Hexanone	10	U
124-48-1	Dibromochloromethane	10	U
106-93-4	1,2-Dibromoethane	10	U
108-90-7	Chlorobenzene	10	U
100-41-4	Ethylbenzene	10	U
1330-20-7	Xylene (Total)	10	U
100-42-5	Styrene	10	U
75-25-2	Bromoform	10	U
98-82-8	Isopropylbenzene	10	U
79-34-5	1,1,2,2-Tetrachloroethane	10	U
541-73-1	1,3-Dichlorobenzene	10	U
106-46-7	1,4-Dichlorobenzene	10	U
95-50-1	1,2-Dichlorobenzene	10	U
96-12-8	1,2-Dibromo-3-chloropropane	10	U
120-82-1	1,2,4-Trichlorobenzene	10	U

1F  
VOLATILE ORGANICS ANALYSIS DATA SHEET  
TENTATIVELY IDENTIFIED COMPOUNDS

EPA SAMPLE NO.

VBLK5L

Lab Name: MITKEM CORPORATION Contract: \_\_\_\_\_

Lab Code: MITKEM Case No.: \_\_\_\_\_ SAS No.: \_\_\_\_\_ SDG No.: MD0523

Matrix: (soil/water) SOIL Lab Sample ID: MB-18114

Sample wt/vol: 5.0 (g/mL) G Lab File ID: V5F9942

Level: (low/med) LOW Date Received: \_\_\_\_\_

% Moisture: not dec. \_\_\_\_\_ Date Analyzed: 05/13/05

GC Column: DB-624 ID: 0.25 (mm) Dilution Factor: 1.0

Soil Extract Volume: \_\_\_\_\_ (mL) Soil Aliquot Volume: \_\_\_\_\_ (uL)

Number TICs found: 0

CONCENTRATION UNITS:  
(ug/L or ug/Kg) ug/Kg

CAS NUMBER	COMPOUND NAME	RT	EST. CONC.	Q
1.				
2.				
3.				
4.				
5.				
6.				
7.				
8.				
9.				
10.				
11.				
12.				
13.				
14.				
15.				
16.				
17.				
18.				
19.				
20.				
21.				
22.				
23.				
24.				
25.				
26.				
27.				
28.				
29.				
30.				

1A  
VOLATILE ORGANICS ANALYSIS DATA SHEET

EPA SAMPLE NO.

VHBLK5L

Lab Name: MITKEM CORPORATION

Contract: \_\_\_\_\_

Lab Code: MITKEM Case No.: \_\_\_\_\_

SAS No.: \_\_\_\_\_

SDG No.: MD0523

Matrix: (soil/water) SOIL

Lab Sample ID: VHBLK5L

Sample wt/vol: 5.0(g/mL) G

Lab File ID: V5F9950

Level: (low/med) LOW

Date Received: 05/05/05

% Moisture: not dec. \_\_\_\_\_

Date Analyzed: 05/13/05

GC Column: DB-624 ID: 0.25 (mm)

Dilution Factor: 1.0

Soil Extract Volume: \_\_\_\_\_ (mL)

Soil Aliquot Volume: \_\_\_\_\_ (uL)

CONCENTRATION UNITS:  
(ug/L or ug/Kg) UG/KG Q

CAS NO.	COMPOUND		
75-71-8	Dichlorodifluoromethane	10	U
74-87-3	Chloromethane	10	U
75-01-4	Vinyl Chloride	10	U
74-83-9	Bromomethane	10	U
75-00-3	Chloroethane	10	U
75-69-4	Trichlorofluoromethane	10	U
75-35-4	1,1-Dichloroethene	10	U
76-13-1	1,1,2-Trichloro-1,2,2-trifluoroethane	10	U
67-64-1	Acetone	10	U
75-15-0	Carbon Disulfide	10	U
79-20-9	Methyl Acetate	10	U
75-09-2	Methylene Chloride	10	U
156-60-5	trans-1,2-Dichloroethene	10	U
1634-04-4	Methyl tert-Butyl Ether	10	U
75-34-3	1,1-Dichloroethane	10	U
156-59-2	cis-1,2-Dichloroethene	10	U
78-93-3	2-Butanone	10	U
67-66-3	Chloroform	10	U
71-55-6	1,1,1-Trichloroethane	10	U
110-82-7	Cyclohexane	10	U
56-23-5	Carbon Tetrachloride	10	U
71-43-2	Benzene	10	U
107-06-2	1,2-Dichloroethane	10	U

1B  
VOLATILE ORGANICS ANALYSIS DATA SHEET

EPA SAMPLE NO.

VHBLK5L

Lab Name: MITKEM CORPORATION Contract: \_\_\_\_\_

Lab Code: MITKEM Case No.: \_\_\_\_\_ SAS No.: \_\_\_\_\_ SDG No.: MD0523

Matrix: (soil/water) SOIL Lab Sample ID: VHBLK5L

Sample wt/vol: 5.0 (g/mL) G Lab File ID: V5F9950

Level: (low/med) LOW Date Received: 05/05/05

% Moisture: not dec. \_\_\_\_\_ Date Analyzed: 05/13/05

GC Column: DB-624 ID: 0.25 (mm) Dilution Factor: 1.0

Soil Extract Volume: \_\_\_\_\_ (mL) Soil Aliquot Volume: \_\_\_\_\_ (uL)

CAS NO. COMPOUND

CONCENTRATION UNITS:  
(ug/L or ug/Kg) UG/KG Q

79-01-6	Trichloroethene	10	U
108-87-2	Methylcyclohexane	10	U
78-87-5	1,2-Dichloropropane	10	U
75-27-4	Bromodichloromethane	10	U
10061-01-5	cis-1,3-Dichloropropene	10	U
108-10-1	4-Methyl-2-Pentanone	10	U
108-88-3	Toluene	10	U
10061-02-6	trans-1,3-Dichloropropene	10	U
79-00-5	1,1,2-Trichloroethane	10	U
127-18-4	Tetrachloroethene	10	U
591-78-6	2-Hexanone	10	U
124-48-1	Dibromochloromethane	10	U
106-93-4	1,2-Dibromoethane	10	U
108-90-7	Chlorobenzene	10	U
100-41-4	Ethylbenzene	10	U
1330-20-7	Xylene (Total)	10	U
100-42-5	Styrene	10	U
75-25-2	Bromoform	10	U
98-82-8	Isopropylbenzene	10	U
79-34-5	1,1,2,2-Tetrachloroethane	10	U
541-73-1	1,3-Dichlorobenzene	10	U
106-46-7	1,4-Dichlorobenzene	10	U
95-50-1	1,2-Dichlorobenzene	10	U
96-12-8	1,2-Dibromo-3-chloropropane	10	U
120-82-1	1,2,4-Trichlorobenzene	10	U

1F  
VOLATILE ORGANICS ANALYSIS DATA SHEET  
TENTATIVELY IDENTIFIED COMPOUNDS

EPA SAMPLE NO.

VHBLK5L

Lab Name: MITKEM CORPORATION Contract: \_\_\_\_\_

Lab Code: MITKEM Case No.: \_\_\_\_\_ SAS No.: \_\_\_\_\_ SDG No.: MD0523

Matrix: (soil/water) SOIL Lab Sample ID: VHBLK5L

Sample wt/vol: 5.0 (g/mL) G Lab File ID: V5F9950

Level: (low/med) LOW Date Received: 05/05/05

% Moisture: not dec. \_\_\_\_\_ Date Analyzed: 05/13/05

GC Column: DB-624 ID: 0.25 (mm) Dilution Factor: 1.0

Soil Extract Volume: \_\_\_\_\_ (mL) Soil Aliquot Volume: \_\_\_\_\_ (uL)

Number TICs found: 0

CONCENTRATION UNITS:  
(ug/L or ug/Kg) ug/Kg

CAS NUMBER	COMPOUND NAME	RT	EST. CONC.	Q
1.				
2.				
3.				
4.				
5.				
6.				
7.				
8.				
9.				
10.				
11.				
12.				
13.				
14.				
15.				
16.				
17.				
18.				
19.				
20.				
21.				
22.				
23.				
24.				
25.				
26.				
27.				
28.				
29.				
30.				

4B  
SEMIVOLATILE METHOD BLANK SUMMARY

EPA SAMPLE NO.

SBLK1X

Lab Name: MITKEM CORPORATION Contract: \_\_\_\_\_

Lab Code: MITKEM Case No.: \_\_\_\_\_ SAS No.: \_\_\_\_\_ SDG No.: MD0523

Lab File ID: S1E4510 Lab Sample ID: MB-18109

Instrument ID: S1 Date Extracted: 05/13/05

Matrix: (soil/water) SOIL Date Analyzed: 05/25/05

Level: (low/med) LOW Time Analyzed: 1104

THIS METHOD BLANK APPLIES TO THE FOLLOWING SAMPLES, MS, and MSD:

	EPA SAMPLE NO.	LAB SAMPLE ID	LAB FILE ID	DATE ANALYZED
	=====	=====	=====	=====
01	S1XLCS	LCS-18109	S1E4511	05/25/05
02	B-190	D0523-01A	S1E4514	05/25/05
03				
04				
05				
06				
07				
08				
09				
10				
11				
12				
13				
14				
15				
16				
17				
18				
19				
20				
21				
22				
23				
24				
25				
26				
27				
28				
29				
30				

COMMENTS:

\_\_\_\_\_

\_\_\_\_\_



1C  
SEMIVOLATILE ORGANICS ANALYSIS DATA SHEET

EPA SAMPLE NO.

SBLK1X

Lab Name: MITKEM CORPORATION Contract: \_\_\_\_\_

Lab Code: MITKEM Case No.: \_\_\_\_\_ SAS No.: \_\_\_\_\_ SDG No.: MD0523

Matrix: (soil/water) SOIL Lab Sample ID: MB-18109

Sample wt/vol: 30.0 (g/mL) G Lab File ID: S1E4510

Level: (low/med) LOW Date Received: \_\_\_\_\_

% Moisture: 0 Decanted: (Y/N) N Date Extracted: 05/13/05

Concentrated Extract Volume: 500 (uL) Date Analyzed: 05/25/05

Injection Volume: 2.0 (uL) Dilution Factor: 1.0

GPC Cleanup: (Y/N) Y pH: \_\_\_\_\_ Extraction: (Type) SONC

CAS NO. COMPOUND

CONCENTRATION UNITS:  
(ug/L or ug/Kg) UG/KG Q

100-52-7	Benzaldehyde	330	U
108-95-2	Phenol	330	U
111-44-4	bis (2-Chloroethyl) Ether	330	U
95-57-8	2-Chlorophenol	330	U
95-48-7	2-Methylphenol	330	U
108-60-1	2,2'-oxybis (1-Chloropropane)	330	U
98-86-2	Acetophenone	330	U
106-44-5	4-Methylphenol	330	U
621-64-7	N-Nitroso-di-n-propylamine	330	U
67-72-1	Hexachloroethane	330	U
98-95-3	Nitrobenzene	330	U
78-59-1	Isophorone	330	U
88-75-5	2-Nitrophenol	330	U
105-67-9	2,4-Dimethylphenol	330	U
111-91-1	bis (2-Chloroethoxy) methane	330	U
120-83-2	2,4-Dichlorophenol	330	U
91-20-3	Naphthalene	330	U
106-47-8	4-Chloroaniline	330	U
87-68-3	Hexachlorobutadiene	330	U
105-60-2	Caprolactam	330	U
59-50-7	4-Chloro-3-Methylphenol	330	U
91-57-6	2-Methylnaphthalene	330	U
77-47-4	Hexachlorocyclopentadiene	330	U
88-06-2	2,4,6-Trichlorophenol	330	U
95-95-4	2,4,5-Trichlorophenol	830	U
92-52-4	1,1'-Biphenyl	330	U
91-58-7	2-Chloronaphthalene	330	U
88-74-4	2-Nitroaniline	830	U
131-11-3	Dimethylphthalate	330	U
606-20-2	2,6-Dinitrotoluene	330	U
208-96-8	Acenaphthylene	330	U
99-09-2	3-Nitroaniline	830	U
83-32-9	Acenaphthene	330	U

1D  
SEMIVOLATILE ORGANICS ANALYSIS DATA SHEET

EPA SAMPLE NO.

SBLK1X

Lab Name: MITKEM CORPORATION Contract: \_\_\_\_\_

Lab Code: MITKEM Case No.: \_\_\_\_\_ SAS No.: \_\_\_\_\_ SDG No.: MD0523

Matrix: (soil/water) SOIL Lab Sample ID: MB-18109

Sample wt/vol: 30.0 (g/mL) G Lab File ID: S1E4510

Level: (low/med) LOW Date Received: \_\_\_\_\_

% Moisture: 0 Decanted: (Y/N) N Date Extracted: 05/13/05

Concentrated Extract Volume: 500 (uL) Date Analyzed: 05/25/05

Injection Volume: 2.0 (uL) Dilution Factor: 1.0

GPC Cleanup: (Y/N) Y pH: \_\_\_\_\_ Extraction: (Type) SONC

CAS NO. COMPOUND

CONCENTRATION UNITS:  
(ug/L or ug/Kg) UG/KG Q

51-28-5	2,4-Dinitrophenol	830	U
100-02-7	4-Nitrophenol	830	U
132-64-9	Dibenzofuran	330	U
121-14-2	2,4-Dinitrotoluene	330	U
84-66-2	Diethylphthalate	330	U
86-73-7	Fluorene	330	U
7005-72-3	4-Chlorophenyl-phenylether	330	U
100-01-6	4-Nitroaniline	830	U
534-52-1	4,6-Dinitro-2-methylphenol	830	U
86-30-6	N-Nitrosodiphenylamine (1)	330	U
101-55-3	4-Bromophenyl-phenylether	330	U
118-74-1	Hexachlorobenzene	330	U
1912-24-9	Atrazine	330	U
87-86-5	Pentachlorophenol	830	U
85-01-8	Phenanthrene	330	U
120-12-7	Anthracene	330	U
86-74-8	Carbazole	330	U
84-74-2	Di-n-butylphthalate	330	U
206-44-0	Fluoranthene	330	U
129-00-0	Pyrene	330	U
85-68-7	Butylbenzylphthalate	330	U
91-94-1	3,3'-Dichlorobenzidine	330	U
56-55-3	Benzo(a)anthracene	330	U
218-01-9	Chrysene	330	U
117-81-7	bis(2-Ethylhexyl)phthalate	330	U
117-84-0	Di-n-octylphthalate	330	U
205-99-2	Benzo(b)fluoranthene	330	U
207-08-9	Benzo(k)fluoranthene	330	U
50-32-8	Benzo(a)pyrene	330	U
193-39-5	Indeno(1,2,3-cd)pyrene	330	U
53-70-3	Dibenzo(a,h)anthracene	330	U
191-24-2	Benzo(g,h,i)perylene	330	U

(1) - Cannot be separated from Diphenylamine

1G  
SEMIVOLATILE ORGANICS ANALYSIS DATA SHEET  
TENTATIVELY IDENTIFIED COMPOUNDS

EPA SAMPLE NO.

SBLK1X

Lab Name: MITKEM CORPORATION Contract: \_\_\_\_\_

Lab Code: MITKEM Case No.: \_\_\_\_\_ SAS No.: \_\_\_\_\_ SDG No.: MD0523

Matrix: (soil/water) SOIL Lab Sample ID: MB-18109

Sample wt/vol: 30.0 (g/mL) G Lab File ID: S1E4510

Level: (low/med) LOW Date Received: \_\_\_\_\_

% Moisture: \_\_\_\_\_ Decanted: (Y/N) \_\_\_\_\_ Date Extracted: 05/13/05

Concentrated Extract Volume: 500 (uL) Date Analyzed: 05/25/05

Injection Volume: 2.0 (uL) Dilution Factor: 1.0

GPC Cleanup: (Y/N) Y pH: \_\_\_\_\_ Extraction: (Type) SONC

Number TICs found: 0

CONCENTRATION UNITS:  
(ug/L or ug/Kg) ug/Kg

CAS NUMBER	COMPOUND NAME	RT	EST. CONC.	Q
=====	=====	=====	=====	=====
1.				
2.				
3.				
4.				
5.				
6.				
7.				
8.				
9.				
10.				
11.				
12.				
13.				
14.				
15.				
16.				
17.				
18.				
19.				
20.				
21.				
22.				
23.				
24.				
25.				
26.				
27.				
28.				
29.				
30.				

4C  
PESTICIDE METHOD BLANK SUMMARY

EPA SAMPLE NO.

PBLK4E

Lab Name: MITKEM CORPORATION Contract: \_\_\_\_\_

Lab Code: MITKEM Case No.: \_\_\_\_\_ SAS No.: \_\_\_\_\_ SDG No.: D0523

Lab Sample ID: MB-18108 Lab File ID: E4C6522F

Matrix (soil/water) SOIL Extraction: (Type) SONC

Sulfur Cleanup (Y/N) Y Date Extracted: 05/13/05

Date Analyzed (1): 05/26/05 Date Analyzed (2): 05/26/05

Time Analyzed (1): 0927 Time Analyzed (2): 0927

Instrument ID (1): E4 Instrument ID (2): E4

GC Column (1): CLPPEST ID: 0.53 (mm) GC Column (2): CLPPESTII ID: 0.53 (mm)

THIS METHOD BLANK APPLIES TO THE FOLLOWING SAMPLES, MS, and MSD:

	EPA SAMPLE NO.	LAB SAMPLE ID	DATE ANALYZED 1	DATE ANALYZED 2
01	P4ELCS	LCS-18108	05/26/05	05/26/05
02	B-190	D0523-01A	05/26/05	05/26/05
03				
04				
05				
06				
07				
08				
09				
10				
11				
12				
13				
14				
15				
16				
17				
18				
19				
20				
21				
22				
23				
24				
25				
26				

COMMENTS: \_\_\_\_\_

1E  
PESTICIDE ORGANICS ANALYSIS DATA SHEET

EPA SAMPLE NO.

PBLK4E

Lab Name: MITKEM CORPORATION Contract: \_\_\_\_\_

Lab Code: MITKEM Case No.: \_\_\_\_\_ SAS No.: \_\_\_\_\_ SDG No.: D0523

Matrix: (soil/water) SOIL Lab Sample ID: MB-18108

Sample wt/vol: 30.0 (g/mL) G Lab File ID: E4C6522F

% Moisture: 0 Decanted: (Y/N) N Date Received: \_\_\_\_\_

Extraction: (Type) SONC Date Extracted: 05/13/05

Concentrated Extract Volume: 5000 (uL) Date Analyzed: 05/26/05

Injection Volume: 1.0 (uL) Dilution Factor: 1.0

GPC Cleanup: (Y/N) Y pH: \_\_\_\_\_ Sulfur Cleanup: (Y/N) Y

CONCENTRATION UNITS:  
(ug/L or ug/Kg) UG/KG Q

CAS NO. COMPOUND

319-84-6	alpha-BHC	1.7	U
319-85-7	beta-BHC	1.7	U
319-86-8	delta-BHC	1.7	U
58-89-9	gamma-BHC (Lindane)	1.7	U
76-44-8	Heptachlor	1.7	U
309-00-2	Aldrin	1.7	U
1024-57-3	Heptachlor epoxide	1.7	U
959-98-8	Endosulfan I	1.7	U
60-57-1	Dieldrin	3.3	U
72-55-9	4,4'-DDE	3.3	U
72-20-8	Endrin	3.3	U
33213-65-9	Endosulfan II	3.3	U
72-54-8	4,4'-DDD	3.3	U
1031-07-8	Endosulfan sulfate	3.3	U
50-29-3	4,4'-DDT	3.3	U
72-43-5	Methoxychlor	17	U
53494-70-5	Endrin ketone	3.3	U
7421-93-4	Endrin aldehyde	3.3	U
5103-71-9	alpha-Chlordane	1.7	U
5103-74-2	gamma-Chlordane	1.7	U
8001-35-2	Toxaphene	170	U
12674-11-2	Aroclor-1016	33	U
11104-28-2	Aroclor-1221	67	U
11141-16-5	Aroclor-1232	33	U
53469-21-9	Aroclor-1242	33	U
12672-29-6	Aroclor-1248	33	U
11097-69-1	Aroclor-1254	33	U
11096-82-5	Aroclor-1260	33	U

1E  
PESTICIDE ORGANICS ANALYSIS DATA SHEET

EPA SAMPLE NO.

PIBLKC2

Lab Name: MITKEM CORPORATION Contract: \_\_\_\_\_

Lab Code: MITKEM Case No.: \_\_\_\_\_ SAS No.: \_\_\_\_\_ SDG No.: D0523

Matrix: (soil/water) WATER Lab Sample ID: PIBLKC2

Sample wt/vol: 1000 (g/mL) ML Lab File ID: E4C6446F

% Moisture: \_\_\_\_\_ Decanted: (Y/N) \_\_\_\_\_ Date Received: \_\_\_\_\_

Extraction: (Type) \_\_\_\_\_ Date Extracted: \_\_\_\_\_

Concentrated Extract Volume: 10000 (uL) Date Analyzed: 05/05/05

Injection Volume: 1.0 (uL) Dilution Factor: 1.0

GPC Cleanup: (Y/N) N pH: \_\_\_\_\_ Sulfur Cleanup: (Y/N) N

CONCENTRATION UNITS:

(ug/L or ug/Kg) UG/L Q

CAS NO. COMPOUND

319-84-6	alpha-BHC	0.050	U
319-85-7	beta-BHC	0.050	U
319-86-8	delta-BHC	0.050	U
58-89-9	gamma-BHC (Lindane)	0.050	U
76-44-8	Heptachlor	0.050	U
309-00-2	Aldrin	0.050	U
1024-57-3	Heptachlor epoxide	0.050	U
959-98-8	Endosulfan I	0.050	U
60-57-1	Dieldrin	0.10	U
72-55-9	4,4'-DDE	0.10	U
72-20-8	Endrin	0.10	U
33213-65-9	Endosulfan II	0.10	U
72-54-8	4,4'-DDD	0.10	U
1031-07-8	Endosulfan sulfate	0.10	U
50-29-3	4,4'-DDT	0.10	U
72-43-5	Methoxychlor	0.50	U
53494-70-5	Endrin ketone	0.10	U
7421-93-4	Endrin aldehyde	0.10	U
5103-71-9	alpha-Chlordane	0.050	U
5103-74-2	gamma-Chlordane	0.050	U
8001-35-2	Toxaphene	5.0	U
12674-11-2	Aroclor-1016	1.0	U
11104-28-2	Aroclor-1221	2.0	U
11141-16-5	Aroclor-1232	1.0	U
53469-21-9	Aroclor-1242	1.0	U
12672-29-6	Aroclor-1248	1.0	U
11097-69-1	Aroclor-1254	1.0	U
11096-82-5	Aroclor-1260	1.0	U

1E  
PESTICIDE ORGANICS ANALYSIS DATA SHEET

EPA SAMPLE NO.

PIBLKC2

Lab Name: MITKEM CORPORATION Contract: \_\_\_\_\_

Lab Code: MITKEM Case No.: \_\_\_\_\_ SAS No.: \_\_\_\_\_ SDG No.: D0523

Matrix: (soil/water) WATER Lab Sample ID: PIBLKC2

Sample wt/vol: 1000 (g/mL) ML Lab File ID: E4C6446R

% Moisture: \_\_\_\_\_ Decanted: (Y/N) \_\_\_\_\_ Date Received: \_\_\_\_\_

Extraction: (Type) \_\_\_\_\_ Date Extracted: \_\_\_\_\_

Concentrated Extract Volume: 10000 (uL) Date Analyzed: 05/05/05

Injection Volume: 1.0 (uL) Dilution Factor: 1.0

GPC Cleanup: (Y/N) N pH: \_\_\_\_\_ Sulfur Cleanup: (Y/N) N

CONCENTRATION UNITS:  
(ug/L or ug/Kg) UG/L Q

CAS NO. COMPOUND

319-84-6	alpha-BHC	0.050	U
319-85-7	beta-BHC	0.050	U
319-86-8	delta-BHC	0.050	U
58-89-9	gamma-BHC (Lindane)	0.050	U
76-44-8	Heptachlor	0.050	U
309-00-2	Aldrin	0.050	U
1024-57-3	Heptachlor epoxide	0.050	U
959-98-8	Endosulfan I	0.050	U
60-57-1	Dieldrin	0.10	U
72-55-9	4,4'-DDE	0.10	U
72-20-8	Endrin	0.10	U
33213-65-9	Endosulfan II	0.10	U
72-54-8	4,4'-DDD	0.10	U
1031-07-8	Endosulfan sulfate	0.10	U
50-29-3	4,4'-DDT	0.10	U
72-43-5	Methoxychlor	0.50	U
53494-70-5	Endrin ketone	0.10	U
7421-93-4	Endrin aldehyde	0.10	U
5103-71-9	alpha-Chlordane	0.050	U
5103-74-2	gamma-Chlordane	0.050	U
8001-35-2	Toxaphene	5.0	U
12674-11-2	Aroclor-1016	1.0	U
11104-28-2	Aroclor-1221	2.0	U
11141-16-5	Aroclor-1232	1.0	U
53469-21-9	Aroclor-1242	1.0	U
12672-29-6	Aroclor-1248	1.0	U
11097-69-1	Aroclor-1254	1.0	U
11096-82-5	Aroclor-1260	1.0	U

1E  
PESTICIDE ORGANICS ANALYSIS DATA SHEET

EPA SAMPLE NO.

PIBLKCG

Lab Name: MITKEM CORPORATION Contract: \_\_\_\_\_

Lab Code: MITKEM Case No.: \_\_\_\_\_ SAS No.: \_\_\_\_\_ SDG No.: D0523

Matrix: (soil/water) WATER Lab Sample ID: PIBLKCG

Sample wt/vol: 1000 (g/mL) ML Lab File ID: E4C6520F

% Moisture: \_\_\_\_\_ Decanted: (Y/N) \_\_\_\_\_ Date Received: \_\_\_\_\_

Extraction: (Type) \_\_\_\_\_ Date Extracted: \_\_\_\_\_

Concentrated Extract Volume: 10000 (uL) Date Analyzed: 05/26/05

Injection Volume: 1.0 (uL) Dilution Factor: 1.0

GPC Cleanup: (Y/N) N pH: \_\_\_\_\_ Sulfur Cleanup: (Y/N) Y

CONCENTRATION UNITS:  
(ug/L or ug/Kg) UG/L Q

CAS NO. COMPOUND

319-84-6	alpha-BHC	0.050	U
319-85-7	beta-BHC	0.050	U
319-86-8	delta-BHC	0.050	U
58-89-9	gamma-BHC (Lindane)	0.050	U
76-44-8	Heptachlor	0.050	U
309-00-2	Aldrin	0.050	U
1024-57-3	Heptachlor epoxide	0.050	U
959-98-8	Endosulfan I	0.050	U
60-57-1	Dieldrin	0.10	U
72-55-9	4,4'-DDE	0.10	U
72-20-8	Endrin	0.10	U
33213-65-9	Endosulfan II	0.10	U
72-54-8	4,4'-DDD	0.10	U
1031-07-8	Endosulfan sulfate	0.10	U
50-29-3	4,4'-DDT	0.10	U
72-43-5	Methoxychlor	0.50	U
53494-70-5	Endrin ketone	0.10	U
7421-93-4	Endrin aldehyde	0.10	U
5103-71-9	alpha-Chlordane	0.050	U
5103-74-2	gamma-Chlordane	0.050	U
8001-35-2	Toxaphene	5.0	U
12674-11-2	Aroclor-1016	1.0	U
11104-28-2	Aroclor-1221	2.0	U
11141-16-5	Aroclor-1232	1.0	U
53469-21-9	Aroclor-1242	1.0	U
12672-29-6	Aroclor-1248	1.0	U
11097-69-1	Aroclor-1254	1.0	U
11096-82-5	Aroclor-1260	1.0	U



1E  
PESTICIDE ORGANICS ANALYSIS DATA SHEET

EPA SAMPLE NO.

PIBLKCG

Lab Name: MITKEM CORPORATION Contract: \_\_\_\_\_

Lab Code: MITKEM Case No.: \_\_\_\_\_ SAS No.: \_\_\_\_\_ SDG No.: D0523

Matrix: (soil/water) WATER Lab Sample ID: PIBLKCG

Sample wt/vol: 1000 (g/mL) ML Lab File ID: E4C6520R

% Moisture: \_\_\_\_\_ Decanted: (Y/N) \_\_\_\_\_ Date Received: \_\_\_\_\_

Extraction: (Type) \_\_\_\_\_ Date Extracted: \_\_\_\_\_

Concentrated Extract Volume: 10000 (uL) Date Analyzed: 05/26/05

Injection Volume: 1.0 (uL) Dilution Factor: 1.0

GPC Cleanup: (Y/N) N pH: \_\_\_\_\_ Sulfur Cleanup: (Y/N) Y

CONCENTRATION UNITS:

(ug/L or ug/Kg) UG/L Q

CAS NO. COMPOUND

319-84-6	alpha-BHC	0.050	U
319-85-7	beta-BHC	0.050	U
319-86-8	delta-BHC	0.050	U
58-89-9	gamma-BHC (Lindane)	0.050	U
76-44-8	Heptachlor	0.050	U
309-00-2	Aldrin	0.050	U
1024-57-3	Heptachlor epoxide	0.050	U
959-98-8	Endosulfan I	0.050	U
60-57-1	Dieldrin	0.10	U
72-55-9	4,4'-DDE	0.10	U
72-20-8	Endrin	0.10	U
33213-65-9	Endosulfan II	0.10	U
72-54-8	4,4'-DDD	0.10	U
1031-07-8	Endosulfan sulfate	0.10	U
50-29-3	4,4'-DDT	0.10	U
72-43-5	Methoxychlor	0.50	U
53494-70-5	Endrin ketone	0.10	U
7421-93-4	Endrin aldehyde	0.10	U
5103-71-9	alpha-Chlordane	0.050	U
5103-74-2	gamma-Chlordane	0.050	U
8001-35-2	Toxaphene	5.0	U
12674-11-2	Aroclor-1016	1.0	U
11104-28-2	Aroclor-1221	2.0	U
11141-16-5	Aroclor-1232	1.0	U
53469-21-9	Aroclor-1242	1.0	U
12672-29-6	Aroclor-1248	1.0	U
11097-69-1	Aroclor-1254	1.0	U
11096-82-5	Aroclor-1260	1.0	U

1E  
PESTICIDE ORGANICS ANALYSIS DATA SHEET

EPA SAMPLE NO.

PIBLKCH

Lab Name: MITKEM CORPORATION Contract: \_\_\_\_\_

Lab Code: MITKEM Case No.: \_\_\_\_\_ SAS No.: \_\_\_\_\_ SDG No.: D0523

Matrix: (soil/water) WATER Lab Sample ID: PIBLKCH

Sample wt/vol: 1000 (g/mL) ML Lab File ID: E4C6525F

% Moisture: \_\_\_\_\_ Decanted: (Y/N) \_\_\_\_\_ Date Received: \_\_\_\_\_

Extraction: (Type) \_\_\_\_\_ Date Extracted: \_\_\_\_\_

Concentrated Extract Volume: 10000 (uL) Date Analyzed: 05/26/05

Injection Volume: 1.0 (uL) Dilution Factor: 1.0

GPC Cleanup: (Y/N) N pH: \_\_\_\_\_ Sulfur Cleanup: (Y/N) Y

CONCENTRATION UNITS:  
(ug/L or ug/Kg) UG/L Q

CAS NO.	COMPOUND		
319-84-6	alpha-BHC	0.050	U
319-85-7	beta-BHC	0.050	U
319-86-8	delta-BHC	0.050	U
58-89-9	gamma-BHC (Lindane)	0.050	U
76-44-8	Heptachlor	0.050	U
309-00-2	Aldrin	0.050	U
1024-57-3	Heptachlor epoxide	0.050	U
959-98-8	Endosulfan I	0.050	U
60-57-1	Dieldrin	0.10	U
72-55-9	4,4'-DDE	0.10	U
72-20-8	Endrin	0.10	U
33213-65-9	Endosulfan II	0.10	U
72-54-8	4,4'-DDD	0.10	U
1031-07-8	Endosulfan sulfate	0.10	U
50-29-3	4,4'-DDT	0.10	U
72-43-5	Methoxychlor	0.50	U
53494-70-5	Endrin ketone	0.10	U
7421-93-4	Endrin aldehyde	0.10	U
5103-71-9	alpha-Chlordane	0.050	U
5103-74-2	gamma-Chlordane	0.050	U
8001-35-2	Toxaphene	5.0	U
12674-11-2	Aroclor-1016	1.0	U
11104-28-2	Aroclor-1221	2.0	U
11141-16-5	Aroclor-1232	1.0	U
53469-21-9	Aroclor-1242	1.0	U
12672-29-6	Aroclor-1248	1.0	U
11097-69-1	Aroclor-1254	1.0	U
11096-82-5	Aroclor-1260	1.0	U

1E  
PESTICIDE ORGANICS ANALYSIS DATA SHEET

EPA SAMPLE NO.

PIBLKCH

Lab Name: MITKEM CORPORATION Contract: \_\_\_\_\_

Lab Code: MITKEM Case No.: \_\_\_\_\_ SAS No.: \_\_\_\_\_ SDG No.: D0523

Matrix: (soil/water) WATER Lab Sample ID: PIBLKCH

Sample wt/vol: 1000 (g/mL) ML Lab File ID: E4C6525R

% Moisture: \_\_\_\_\_ Decanted: (Y/N) \_\_\_\_\_ Date Received: \_\_\_\_\_

Extraction: (Type) \_\_\_\_\_ Date Extracted: \_\_\_\_\_

Concentrated Extract Volume: 10000 (uL) Date Analyzed: 05/26/05

Injection Volume: 1.0 (uL) Dilution Factor: 1.0

GPC Cleanup: (Y/N) N pH: \_\_\_\_\_ Sulfur Cleanup: (Y/N) Y

CONCENTRATION UNITS:  
(ug/L or ug/Kg) UG/L Q

CAS NO.	COMPOUND		
319-84-6	alpha-BHC	0.050	U
319-85-7	beta-BHC	0.050	U
319-86-8	delta-BHC	0.050	U
58-89-9	gamma-BHC (Lindane)	0.050	U
76-44-8	Heptachlor	0.050	U
309-00-2	Aldrin	0.050	U
1024-57-3	Heptachlor epoxide	0.050	U
959-98-8	Endosulfan I	0.050	U
60-57-1	Dieldrin	0.10	U
72-55-9	4,4'-DDE	0.10	U
72-20-8	Endrin	0.10	U
33213-65-9	Endosulfan II	0.10	U
72-54-8	4,4'-DDD	0.10	U
1031-07-8	Endosulfan sulfate	0.10	U
50-29-3	4,4'-DDT	0.10	U
72-43-5	Methoxychlor	0.50	U
53494-70-5	Endrin ketone	0.10	U
7421-93-4	Endrin aldehyde	0.10	U
5103-71-9	alpha-Chlordane	0.050	U
5103-74-2	gamma-Chlordane	0.050	U
8001-35-2	Toxaphene	5.0	U
12674-11-2	Aroclor-1016	1.0	U
11104-28-2	Aroclor-1221	2.0	U
11141-16-5	Aroclor-1232	1.0	U
53469-21-9	Aroclor-1242	1.0	U
12672-29-6	Aroclor-1248	1.0	U
11097-69-1	Aroclor-1254	1.0	U
11096-82-5	Aroclor-1260	1.0	U

U.S. EPA - CLP

3  
BLANKS

Lab Name: Mitkem Corporation

Contract: 3563S-04

Lab Code: MITKEM

Case No.

SAS No.:

SDG No.: MD0523

Preparation Blank Matrix (soil/water): SOIL

Preparation Blank Concentration Units (ug/L or mg/kg): MG/KG

Analyte	Initial Calib. Blank (ug/L) C		Continuing Calibration Blank (ug/L)						Prepa- ration Blank C		M
	1	C	2	C	3	C					
Mercury	0.1	U	0.1	U	0.1	U	0.1	U	0.050	U	

U.S. EPA - CLP

3  
BLANKS

Lab Name: Mitkem Corporation

Contract: 3563S-04

Lab Code: MITKEM

Case No.

SAS No.:

SDG No.: MD0523

Preparation Blank Matrix (soil/water): SOIL

Preparation Blank Concentration Units (ug/L or mg/kg): MG/KG

Analyte	Initial Calib. Blank (ug/L) C		Continuing Calibration Blank (ug/L)						Prepa- ration Blank C			M
	1	C	2	C	3	C						
Cyanide	-2.1	B	-2.1	B	-6.1	B	2.0	U	-0.113	B		

## U.S. EPA - CLP

3  
BLANKS

Lab Name: Mitkem CorporationContract: 3563S-04Lab Code: MITKEM

Case No.

SAS No.:

SDG No.: MD0523

Preparation Blank Matrix (soil/water):

Preparation Blank Concentration Units (ug/L or mg/kg):

Analyte	Initial Calib. Blank (ug/L)		Continuing Calibration Blank (ug/L)						Prepa- ration Blank		M
		C	1	C	2	C	3	C		C	
Cyanide			-2.3	B	-2.1	B	-2.7	B			CA

## U.S. EPA - CLP

3  
BLANKSLab Name: Mitkem CorporationContract: 3563S-04Lab Code: MITKEM

Case No.

SAS No.:

SDG No.: MD0523Preparation Blank Matrix (soil/water): SOILPreparation Blank Concentration Units (ug/L or mg/kg): MG/KG

Analyte	Initial Calib. Blank (ug/L) C		Continuing Calibration Blank (ug/L)						Prepa- ration Blank C		M
	1	C	2	C	3	C					
Aluminum	18.0	U	22.3	B	18.0	U	31.6	B	3.600	U	
Arsenic	2.0	U	2.0	U	2.0	U	2.0	U	0.400	U	
Barium	0.7	B	1.5	B	1.2	B	1.2	B	0.217	B	
Beryllium	0.2	U	0.2	U	0.2	U	0.2	U	0.040	U	
Cadmium	0.2	U	0.2	U	0.2	U	0.2	U	0.040	U	
Calcium	50.0	U	51.8	B	50.0	U	50.0	U	21.140	B	
Chromium	0.5	U	0.5	B	0.5	U	0.5	U	0.100	U	
Cobalt	0.4	B	0.7	B	0.4	B	0.6	B	0.080	U	
Copper	3.8	B	5.3	B	3.5	B	4.9	B	0.936	B	
Iron	4.0	U	8.7	B	10.3	B	9.5	B	5.228	B	
Lead	0.9	U	0.9	U	0.9	U	0.9	U	0.180	U	
Magnesium	9.0	U	97.8	B	9.0	U	81.2	B	1.800	U	
Manganese	0.4	U	0.4	U	0.4	U	0.4	U	0.182	B	
Nickel	0.7	U	0.8	B	0.7	U	0.8	B	0.140	U	
Selenium	3.0	U	3.0	U	3.0	U	3.0	U	0.600	U	
Silver	6.7	B	2.4	B	0.7	U	0.7	B	0.182	B	
Thallium	2.0	U	2.0	U	2.4	B	2.0	U	0.400	U	
Vanadium	0.4	U	0.4	U	0.4	U	0.4	U	0.080	U	
Zinc	5.1	B	6.3	B	7.7	B	5.8	B	3.893	B	

FORM III - IN

ILM04.1

## U.S. EPA - CLP

3  
BLANKS

Lab Name: Mitkem CorporationContract: 3563S-04Lab Code: MITKEM

Case No.

SAS No.:

SDG No.: MD0523Preparation Blank Matrix (soil/water): SOILPreparation Blank Concentration Units (ug/L or mg/kg): MG/KG

Analyte	Initial Calib. Blank (ug/L) C		Continuing Calibration Blank (ug/L)						Prepa- ration Blank C		M
	1	C	2	C	3	C					
Sodium	32.0	U	39.5	B	32.0	U	32.0	U	6.574	B	



## U.S. EPA - CLP

3  
BLANKSLab Name: Mitkem CorporationContract: 3563S-04Lab Code: MITKEM

Case No.

SAS No.:

SDG No.: MD0523Preparation Blank Matrix (soil/water): SOILPreparation Blank Concentration Units (ug/L or mg/kg): MG/KG

Analyte	Initial Calib. Blank (ug/L) C		Continuing Calibration Blank (ug/L)						Prepa- ration Blank C		M
	1	C	2	C	3	C					
Potassium	55.0	U	55.0	U	55.0	U	55.0	U	11.000	U	

U.S. EPA - CLP

3  
BLANKS

Lab Name: Mitkem Corporation

Contract: 3563S-04

Lab Code: MITKEM

Case No.

SAS No.:

SDG No.: MD0523

Preparation Blank Matrix (soil/water): SOIL

Preparation Blank Concentration Units (ug/L or mg/kg): MG/KG

Analyte	Initial Calib. Blank (ug/L)		Continuing Calibration Blank (ug/L)						Prepa- ration Blank		M
		C	1	C	2	C	3	C		C	
Antimony	11.5	B	2.4	B	5.7	B	3.5	B	1.202	B	

8A  
VOLATILE INTERNAL STANDARD AREA AND RT SUMMARY

Lab Name: MITKEM CORPORATION Contract: \_\_\_\_\_  
 Lab Code: MITKEM Case No.: \_\_\_\_\_ SAS No.: \_\_\_\_\_ SDG No.: MD0523  
 EPA Sample No. (VSTD050##): VSTD0505L Date Analyzed: 05/13/05  
 Lab File ID (Standard): V5F9941 Time Analyzed: 1009  
 Instrument ID: V5 Heated Purge: (Y/N) Y  
 GC Column: DB-624 ID: 0.25 (mm)

	IS1 (BCM) AREA #	RT #	IS2 (DFB) AREA #	RT #	IS3 (CBZ) AREA #	RT #
=====	=====	=====	=====	=====	=====	=====
12 HOUR STD	401080	5.11	1943927	6.11	1744916	9.20
UPPER LIMIT	802160	5.61	3887854	6.61	3489832	9.70
LOWER LIMIT	200540	4.61	971964	5.61	872458	8.70
=====	=====	=====	=====	=====	=====	=====
EPA SAMPLE						
=====	=====	=====	=====	=====	=====	=====
01 VBLK5L	328905	5.11	1640816	6.11	1457585	9.20
02 V5LLCS	365739	5.11	1912671	6.11	1679425	9.20
03 B-190	320463	5.11	1599718	6.11	1433176	9.20
04 B-650	312282	5.11	1564281	6.11	1423598	9.21
05 B-7140	324676	5.12	1611055	6.11	1454988	9.20
06 B-440	319098	5.11	1528495	6.11	1508370	9.20
07 VHBLK5L	371180	5.11	1880620	6.10	1644453	9.21
08						
09						
10						
11						
12						
13						
14						
15						
16						
17						
18						
19						
20						
21						
22						

IS1 (BCM) = Bromochloromethane  
 IS2 (DFB) = 1,4-Difluorobenzene  
 IS3 (CBZ) = Chlorobenzene-d5

AREA UPPER LIMIT = +100% of internal standard area  
 AREA LOWER LIMIT = - 50% of internal standard area  
 RT UPPER LIMIT = + 0.50 minutes of internal standard RT  
 RT LOWER LIMIT = - 0.50 minutes of internal standard RT

# Column used to flag values outside QC limits with an asterisk.  
 \* Values outside of QC limits

8B  
SEMIVOLATILE INTERNAL STANDARD AREA AND RT SUMMARY

Lab Name: MITKEM CORPORATION Contract: \_\_\_\_\_  
 Lab Code: MITKEM Case No.: \_\_\_\_\_ SAS No.: \_\_\_\_\_ SDG No.: MD0523  
 EPA Sample No. (SSTD050##): SSTD0501W Date Analyzed: 05/25/05  
 Lab File ID (Standard): S1E4506 Time Analyzed: 0853  
 Instrument ID: S1 GC Column: DB-5MS ID: 0.25 (mm)

	IS1 (DCB)		IS2 (NPT)		IS3 (ANT)	
	AREA #	RT #	AREA #	RT #	AREA #	RT #
=====	=====	=====	=====	=====	=====	=====
12 HOUR STD	297131	5.52	1124444	7.44	619103	10.22
UPPER LIMIT	594262	6.02	2248888	7.94	1238206	10.72
LOWER LIMIT	148566	5.02	562222	6.94	309552	9.72
=====	=====	=====	=====	=====	=====	=====
EPA SAMPLE NO.						
=====	=====	=====	=====	=====	=====	=====
01 SBLK1X	329414	5.52	1105742	7.44	571539	10.22
02 S1XLCS	324831	5.52	1105487	7.44	522000	10.22
03 B-190	337753	5.52	1156515	7.44	591852	10.22
04						
05						
06						
07						
08						
09						
10						
11						
12						
13						
14						
15						
16						
17						
18						
19						
20						
21						
22						

IS1 (DCB) = 1,4-Dichlorobenzene-d4  
 IS2 (NPT) = Naphthalene-d8  
 IS3 (ANT) = Acenaphthene-d10

AREA UPPER LIMIT = +100% of internal standard area  
 AREA LOWER LIMIT = - 50% of internal standard area  
 RT UPPER LIMIT = + 0.50 minutes of internal standard RT  
 RT LOWER LIMIT = - 0.50 minutes of internal standard RT

# Column used to flag values outside QC limits with an asterisk.  
 \* Values outside of QC limits

8C  
SEMIVOLATILE INTERNAL STANDARD AREA AND RT SUMMARY

Lab Name: MITKEM CORPORATION Contract: \_\_\_\_\_  
 Lab Code: MITKEM Case No.: \_\_\_\_\_ SAS No.: \_\_\_\_\_ SDG No.: MD0523  
 EPA Sample No. (SSTD050##): SSTD0501W Date Analyzed: 05/25/05  
 Lab File ID (Standard): S1E4506 Time Analyzed: 0853  
 Instrument ID: S1 GC Column: DB-5MS ID: 0.25 (mm)

	IS4 (PHN) AREA #	RT #	IS5 (CRY) AREA #	RT #	IS6 (PRY) AREA #	RT #
=====	=====	=====	=====	=====	=====	=====
12 HOUR STD	1018707	12.60	1266448	16.86	973706	18.99
UPPER LIMIT	2037414	13.10	2532896	17.36	1947412	19.49
LOWER LIMIT	509354	12.10	633224	16.36	486853	18.49
=====	=====	=====	=====	=====	=====	=====
EPA SAMPLE NO.						
=====	=====	=====	=====	=====	=====	=====
01 SBLK1X	901246	12.59	829293	16.85	888495	18.98
02 S1XLCS	771615	12.60	654829	16.85	684521	18.98
03 B-190	854448	12.60	887723	16.85	785161	18.98
04						
05						
06						
07						
08						
09						
10						
11						
12						
13						
14						
15						
16						
17						
18						
19						
20						
21						
22						

IS4 (PHN) = Phenanthrene-d10  
 IS5 (CRY) = Chrysene-d12  
 IS6 (PRY) = Perylene-d12

AREA UPPER LIMIT = +100% of internal standard area  
 AREA LOWER LIMIT = - 50% of internal standard area  
 RT UPPER LIMIT = + 0.50 minutes of internal standard RT  
 RT LOWER LIMIT = - 0.50 minutes of internal standard RT

# Column used to flag values outside QC limits with an asterisk.  
 \* Values outside of QC limits

## Mitkem Corporation

### New York State Department of Environmental Conservation Sample Identification and Analytical Requirements Summary

Project Name: **Jamestown**

SDG: **D0523**

Customer Sample ID	Laboratory Sample ID	Analytical Requirements				
		VOA GC/MS Method #	SVOA GC/MS Method #	Pest/PCB Method #	Metals	Other
B-190	D0523-01	ASP	ASP	ASP	ASP	SEE DATA
B-440	D0523-02	ASP				
B-650	D0523-03	ASP				
B-7140	D0523-04	ASP				

NYASP 10/95

# Mitkem Corporation

## New York State Department of Environmental Conservation

### Sample Preparation and Analyses Summary Volatile (VOA) Analyses

Project Name: **Jamestown**

SDG: **D0523**

Laboratory Sample ID	Matrix	Date Collected	Date Received by Lab	Date Extracted	Date Analyzed
D0523-01A	SL	5/2/05	5/5/05	NA	5/13/05
D0523-02A	SL	5/4/05	5/5/05	↓	↓
D0523-03A	SL	5/3/05	5/5/05	↓	↓
D0523-04A	SL	5/4/05	5/5/05	NA	5/13/05

NYASP 10/95

# Mitkem Corporation

## New York State Department of Environmental Conservation

### Sample Preparation and Analyses Summary Semivolatile (SVOA) Analyses

Project Name: **Jamestown**

SDG: **D0523**

Laboratory Sample ID	Matrix	Date Collected	Date Received by Lab	Date Extracted	Date Analyzed
D0523-01A	SL	5/2/05	5/5/05	5/13/05	5/25/05

NYASP 10/95



# Mitkem Corporation

## New York State Department of Environmental Conservation

### Sample Preparation and Analyses Summary Pesticides/PCB Analyses

Project Name: **Jamestown**

SDG: **D0523**

Laboratory Sample ID	Matrix	Date Collected	Date Received by Lab	Date Extracted	Date Analyzed
D0523-01A	SL	5/2/05	5/5/05	5/13/05	5/26/05

NYASP 10/95

New York State Department of Environmental Conservation

## Sample Preparation and Analyses Summary

### Volatile (VOA) Analyses

Project Name: Jamestown

SDG: D0523

[illegible]

NYASP 10/95

# Mitkem Corporation

## New York State Department of Environmental Conservation

### Sample Preparation and Analyses Summary Semivolatile (SVOA) Analyses

Project Name: **Jamestown**

SDG: **D0523**

Laboratory Sample ID	Matrix	Analytical Protocol	Extraction Method	Auxiliary Cleanup	Dil/Conc Factor
D0523-01A	SL	ASP	3550B	GPC	1

NYASP 10/95

# Mitkem Corporation

## New York State Department of Environmental Conservation

### Sample Preparation and Analyses Summary Pesticides/PCB Analyses

Project Name: **Jamestown**

SDG: **D0523**

Laboratory Sample ID	Matrix	Analytical Protocol	Extraction Method	Auxiliary Cleanup	Dil/Conc Factor
D0523-01A	SL	ASP	3550B	GPC/Florisil/Copper	1

NYASP 10/95

# Mitkem Corporation

## New York State Department of Environmental Conservation

### Sample Preparation and Analyses Summary Inorganic Analyses

Project Name: **Jamestown**

SDG: **D0523**

<u>Laboratory Sample ID</u>	<u>Matrix</u>	<u>Metals Requested</u>	<u>Date Received by Lab</u>	<u>Date Analyzed</u>
D0523-01B	SL	ASP	5/5/05	5/13/05 - 5/19/05

NYASP 10/95

Analytical Data Package for Day Environmental, Inc.

Client Project No.: 5 Hunt Road, Jamestown, NY

Mitkem Work Order ID: D0523

May 31, 2005

Prepared For: Day Environmental, Inc.  
40 Commercial Street  
Rochester, NY 14614  
Attn: Mr. Chris Davidson

Prepared By: Mitkem Corporation  
175 Metro Center Boulevard  
Warwick, RI 02886  
(401) 732-3400

## **SDG Narrative**

Mitkem Corporation submits the enclosed data package in response to Day Environmental Inc.'s 5 Hunt Road, Jamestown, NY project. Under this deliverable, analysis results are presented for four soil samples that were received on May 5, 2005. Analyses were performed per specifications in the project's contract and the chain of custody forms. Sample Identifications were shortened where necessary due to limitations in data reporting software. Following the narrative is a table of sample identifications for cross-referencing full client sample ID, shortened client sample ID and laboratory sample ID, along with the Mitkem Work Order.

The analyses were performed and reported per NYSDEC ASP (2000 update) requirement for Category B deliverable.

The following observation and/or deviations are observed for the following analyses:

### **1. Overall observation:**

Where needed, manual integrations were performed to improve data quality. The corrections were reviewed and associated hardcopies generated and reported as required. Manual integrations are coded to provide the data reviewer justification for such action. The codes are labeled on the ion chromatogram signal (GC/MS signal) and chromatogram for GC based analysis as follows:

- M1            peak tailing or fronting.
- M2            peak co-elution.
- M3            rising or falling baseline.
- M4            retention time shift.
- M5            miscellaneous – under this category, the justification is explained.

The enclosed report includes the originals of all data with the exception of logbook pages and certain initial calibrations. Photocopies of logbook pages are included, with the originals maintained on file at the laboratory. The originals of initial calibrations that are shared among several cases are maintained on file at the laboratory, with photocopies included in the data package.

## 2. Volatiles Analysis:

Trap used for instrument V5: OI Analytical #10 trap containing 8 cm each of Tenax, silica gel and carbon molecular sieve.

GC column used: 30 m x 0.25 mm id (1.4 um film thickness) DB-624 capillary column.

Alkanes were determined as part of TIC. The alkanes are reported in the Alkane Narrative Report following the SDG Narrative.

Surrogate recovery: recoveries were within the QC limits.

Lab control sample: spike recoveries were within the QC limits.

Sample analysis: due to high concentration of target analytes, sample B-440 was analyzed using 1g of sample. This is equivalent to 5x dilution. No other unusual observation was made for the analysis.

## 3. Semivolatile Analysis:

GC column: 30 m x 0.25 mm id (0.5 um film thickness) DB-5MS capillary column

Alkanes were determined as part of TIC. The alkanes are reported in the Alkane Narrative Report following the SDG Narrative.

Surrogate recovery: recoveries were within the QC limits.

Lab control sample: spike recoveries were within the QC limits.

Sample analysis: no unusual observation was made for the analysis.

## 4. Pesticides/PCB Analysis:

GC column used: 30 m x 0.53 mm id (0.5 um film thickness) CLPPest and 30 m x 0.53 mm id (0.42 um film thickness) CLPPestII megabore columns

Surrogate recovery: recoveries were within the QC limits.

Lab control sample: spike recoveries were within the QC limits.

Sample analysis: no unusual observation was made for the analysis.



#### 5. Metals Analysis:

Mercury was analyzed using a Perkin Elmer Model 100 FIMS cold vapor atomic absorption analyzer. The other elements were analyzed using either a Perkin Elmer Model 3100XL Optima or a Perkin Elmer Model 4300DV ICAP.

Lab control sample: spike recoveries were within the QC limits.

Sample analysis: serial dilution was performed on sample B-190 with spike recoveries within the QC limits. No unusual observation was made for the analysis.

#### 6. Cyanide Analysis:

The cyanide samples were prepared using minidistill apparatus by Kontes. The resultant distillates were analyzed using a Lachat QuikChem 8000 autoanalyzer.

Lab control sample: spike recovery was within the QC limits.

Sample analysis: no unusual observation was made for the analysis.

All pages in this report have been numbered consecutively, starting with the title page and ending with a page saying only "Last Page of Data Report".

I certify that this data package is in compliance, both technically and for completeness, for other than the conditions detailed above. Release of the data contained in this hardcopy data package has been authorized by the laboratory manager or his designee, as verified by the following signature.



Agnes Ng  
CLP Project Manager  
05/31/05

ALKANE NARRATIVE REPORT  
Report date : 05/31/2005  
SDG: MD0523

Client Sample ID: B-440	Lab Sample ID: D0523-02A	File ID: V5F9947
Compound	RT	Est. Conc. Q
-----	-----	-----
Branched Alkane	10.11	1500 J
Cyclic Alkane	10.23	2400 J
Branched Alkane	11.46	3000 J

ALKANE NARRATIVE REPORT  
Report date : 05/26/2005  
SDG: MD0523

Client Sample ID: B-190	Lab Sample ID: D0523-01A	File ID: S1E4514
Compound	RT	Est. Conc. Q
-----		
Cyclic Alkane	10.09	310 J

# ***Mitkem and Client Sample ID Summary Report\****

*Mitkem Workorder:* D0523

*Client Name:* Day Environmental, Inc

<b><i>Mitkem Sample ID</i></b>	<b><i>Reported Client Sample ID</i></b>	<b><i>Full Client Sample ID</i></b>
D0523-01A	B-190	B-1 (9.0')
D0523-01B	B-190	B-1 (9.0')
D0523-01C	B-190	B-1 (9.0')
D0523-02A	B-440	B-4 (4.0')
D0523-03A	B-650	B-6 (5.0')
D0523-04A	B-7140	B-7 (14.0')

*\* If client sample ID has not been truncated, the full client sample ID is listed  
in the column labeled "Reported Client Sample ID"*

Client ID: DAY

Project: Jamestown

Location:

Comments: N/A

Case:

SDG:

PO: 3563S-04

Report Level: ASP-B

EDD:

HC Due: 05/26/05

Fax Due:

Sample ID	Client Sample ID	Collection Date	Date Received	Matrix	Test Code	Lab Test Comments	Id	MS	SEL	Storage
D0523-01A	B-190	05/02/05 11:33	05/05/05	Soil	OLM4.2_PH	NYS CLP - ADD LCS, OLM				B3
					OLM4.2_PP_S	NYS CLP - ADD LCS, OLM				B3
					OLM4.2_SVOA_S	NYS CLP - ADD LCS, OLM				B3
					PMoist					B3
D0523-01B	B-190	05/02/05 11:33	05/05/05	Soil	ILM4.1_CN_S					B3
					ILM4.1_HG_S	ILM				B3
					ILM4.1_ICP_S	ILM			<input checked="" type="checkbox"/>	B3
D0523-01C	B-190	05/02/05 11:33	05/05/05	Soil	OLM4.2_VOA_LOW_S	NYS CLP - ADD LCS				VOA
D0523-02A	B-440	05/04/05 12:03	05/05/05	Soil	OLM4.2_VOA_LOW_S	NYS CLP - ADD LCS				VOA
					PMoist					VOA
D0523-03A	B-650	05/03/05 13:09	05/05/05	Soil	OLM4.2_VOA_LOW_S	NYS CLP - ADD LCS				VOA
					PMoist					VOA
D0523-04A	B-7140	05/04/05 08:57	05/05/05	Soil	OLM4.2_VOA_LOW_S	NYS CLP - ADD LCS				VOA
					PMoist					VOA

Client Rep: Agnes R Ng

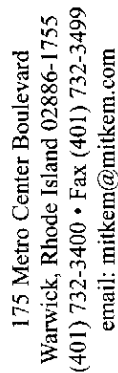
Page 1 of 2

Client ID: DAY  
Project: Jamestown  
Location:  
Comments: N/A

Case:  
SDG:  
PO: 3563S-04  
Report Level: ASP-B  
EDD:  
HC Due: 05/26/05  
Fax Due:

Sample ID	Client Sample ID	Collection Date	Date Received	Matrix	Test Code	Lab Test Comments	Iold	MS	SEL	Storage
-----------	------------------	-----------------	---------------	--------	-----------	-------------------	------	----	-----	---------

## Sample Transmittal Documentation

Page 1 of 1

-0011

WHITE: LABORATORY COPY  
YELLOW: REPORT COPY  
PINK: CLIENT'S COPY



Page 1 of 10012



\* Volatiles \*

2B  
SOIL VOLATILE SYSTEM MONITORING COMPOUND RECOVERY

Lab Name: MITKEM CORPORATION Contract: \_\_\_\_\_

Lab Code: MITKEM Case No.: \_\_\_\_\_ SAS No.: \_\_\_\_\_ SDG No.: MD0523

Level: (low/med) LOW

	EPA SAMPLE NO.	SMC1 (TOL) #	SMC2 (BFB) #	SMC3 (DCE) #	OTHER	TOT OUT
	=====	=====	=====	=====	=====	=====
01	VBLK5L	102	96	104		0
02	V5LLCS	100	95	96		0
03	B-190	100	96	104		0
04	B-650	98	100	104		0
05	B-7140	99	97	102		0
06	B-440	98	107	102		0
07	VHBLK5L	101	95	92		0
08						
09						
10						
11						
12						
13						
14						
15						
16						
17						
18						
19						
20						
21						
22						
23						
24						
25						
26						
27						
28						
29						
30						

QC LIMITS

SMC1 (TOL) = Toluene-d8 (84-138)  
 SMC2 (BFB) = Bromofluorobenzene (59-113)  
 SMC3 (DCE) = 1,2-Dichloroethane-d4 (70-121)

# Column to be used to flag recovery values

\* Values outside of contract required QC limits

FORM 3  
SOIL VOLATILE LAB CONTROL SAMPLE

Lab Name: MITKEM CORPORATION Contract: \_\_\_\_\_  
Lab Code: MITKEM Case No.: \_\_\_\_\_ SAS No.: \_\_\_\_\_ SDG No.: MD0523  
Matrix Spike - Sample No.: V5LLCS Level: (low/med) LOW

COMPOUND	SPIKE ADDED (ug/Kg)	SAMPLE CONCENTRATION (ug/Kg)	LCS CONCENTRATION (ug/Kg)	LCS % REC #	QC. LIMITS REC.
=====	=====	=====	=====	=====	=====
1,1-Dichloroethene	50		56	112	59-172
Trichloroethene	50		56	112	62-137
Benzene	50		57	114	66-142
Toluene	50		56	112	59-139
Chlorobenzene	50		58	116	60-133

# Column to be used to flag recovery and RPD values with an asterisk

\* Values outside of QC limits

RPD: 0 out of 0 outside limits

Spike Recovery: 0 out of 5 outside limits

COMMENTS: \_\_\_\_\_  
\_\_\_\_\_

FORM III VOA

4A  
VOLATILE METHOD BLANK SUMMARY

EPA SAMPLE NO.

VBLK5L

Lab Name: MITKEM CORPORATION Contract: \_\_\_\_\_

Lab Code: MITKEM Case No.: \_\_\_\_\_ SAS No.: \_\_\_\_\_ SDG No.: MD0523

Lab File ID: V5F9942 Lab Sample ID: MB-18114

Date Analyzed: 05/13/05 Time Analyzed: 1059

GC Column: DB-624 ID: 0.25 (mm) Heated Purge: (Y/N) Y

Instrument ID: V5

THIS METHOD BLANK APPLIES TO THE FOLLOWING SAMPLES, MS, and MSD:

	EPA SAMPLE NO.	LAB SAMPLE ID	LAB FILE ID	TIME ANALYZED
01	V5LLCS	LCS-18114	V5F9943	1136
02	B-190	D0523-01C	V5F9944	1207
03	B-650	D0523-03A	V5F9945	1237
04	B-7140	D0523-04A	V5F9946	1308
05	B-440	D0523-02A	V5F9947	1338
06	VHBLK5L	VHBLK5L	V5F9950	1514
07				
08				
09				
10				
11				
12				
13				
14				
15				
16				
17				
18				
19				
20				
21				
22				
23				
24				
25				
26				
27				
28				
29				
30				

COMMENTS: \_\_\_\_\_

5A  
VOLATILE ORGANIC INSTRUMENT PERFORMANCE CHECK  
BROMOFLUOROBENZENE (BFB)

Lab Name: MITKEM CORPORATION Contract: \_\_\_\_\_  
 Lab Code: MITKEM Case No.: \_\_\_\_\_ SAS No.: \_\_\_\_\_ SDG No.: MD0523  
 Lab File ID: V5F9475 BFB Injection Date: 04/13/05  
 Instrument ID: V5 BFB Injection Time: 1045  
 GC Column: DB-624 ID: 0.25 (mm)

m/e	ION ABUNDANCE CRITERIA	% RELATIVE ABUNDANCE
50	8.0 - 40.0% of mass 95	19.4
75	30.0 - 66.0% of mass 95	46.0
95	Base Peak, 100% relative abundance	100.0
96	5.0 - 9.0% of mass 95	6.7
173	Less than 2.0% of mass 174	0.2 ( 0.2)1
174	50.0 - 120.0% of mass 95	87.2
175	4.0 - 9.0% of mass 174	6.3 ( 7.2)1
176	93.0 - 101.0% of mass 174	85.4 ( 97.9)1
177	5.0 - 9.0% of mass 176	5.7 ( 6.6)2

1-Value is % mass 174

2-Value is % mass 176

THIS CHECK APPLIES TO THE FOLLOWING SAMPLES, MS, MSD, BLANKS, AND STANDARDS:

	EPA SAMPLE NO.	LAB SAMPLE ID	LAB FILE ID	DATE ANALYZED	TIME ANALYZED
01	VSTD0505Z	VSTD0505Z	V5F9476	04/13/05	1117
02	VSTD0105Z	VSTD0105Z	V5F9477	04/13/05	1227
03	VSTD2005Z	VSTD2005Z	V5F9478	04/13/05	1340
04	VSTD1005Z	VSTD1005Z	V5F9479	04/13/05	1426
05	VSTD0205Z	VSTD0205Z	V5F9480	04/13/05	1455
06					
07					
08					
09					
10					
11					
12					
13					
14					
15					
16					
17					
18					
19					
20					
21					
22					

5A  
VOLATILE ORGANIC INSTRUMENT PERFORMANCE CHECK  
BROMOFLUOROBENZENE (BFB)

Lab Name: MITKEM CORPORATION Contract: \_\_\_\_\_  
 Lab Code: MITKEM Case No.: \_\_\_\_\_ SAS No.: \_\_\_\_\_ SDG No.: MD0523  
 Lab File ID: V5F9940 BFB Injection Date: 05/13/05  
 Instrument ID: V5 BFB Injection Time: 0926  
 GC Column: DB-624 ID: 0.25 (mm)

m/e	ION ABUNDANCE CRITERIA	% RELATIVE ABUNDANCE
50	8.0 - 40.0% of mass 95	19.9
75	30.0 - 66.0% of mass 95	47.5
95	Base Peak, 100% relative abundance	100.0
96	5.0 - 9.0% of mass 95	6.8
173	Less than 2.0% of mass 174	0.0 ( 0.0)1
174	50.0 - 120.0% of mass 95	82.3
175	4.0 - 9.0% of mass 174	5.9 ( 7.1)1
176	93.0 - 101.0% of mass 174	79.9 ( 97.1)1
177	5.0 - 9.0% of mass 176	5.3 ( 6.6)2

1-Value is % mass 174

2-Value is % mass 176

THIS CHECK APPLIES TO THE FOLLOWING SAMPLES, MS, MSD, BLANKS, AND STANDARDS:

	EPA SAMPLE NO.	LAB SAMPLE ID	LAB FILE ID	DATE ANALYZED	TIME ANALYZED
01	VSTD0505L	VSTD0505L	V5F9941	05/13/05	1009
02	VBLK5L	MB-18114	V5F9942	05/13/05	1059
03	V5LLCS	LCS-18114	V5F9943	05/13/05	1136
04	B-190	D0523-01C	V5F9944	05/13/05	1207
05	B-650	D0523-03A	V5F9945	05/13/05	1237
06	B-7140	D0523-04A	V5F9946	05/13/05	1308
07	B-440	D0523-02A	V5F9947	05/13/05	1338
08	VHBLK5L	VHBLK5L	V5F9950	05/13/05	1514
09					
10					
11					
12					
13					
14					
15					
16					
17					
18					
19					
20					
21					
22					

8A  
VOLATILE INTERNAL STANDARD AREA AND RT SUMMARY

Lab Name: MITKEM CORPORATION

Contract: \_\_\_\_\_

Lab Code: MITKEM Case No.: \_\_\_\_\_

SAS No.: \_\_\_\_\_ SDG No.: MD0523

EPA Sample No. (VSTD050##): VSTD0505L

Date Analyzed: 05/13/05

Lab File ID (Standard): V5F9941

Time Analyzed: 1009

Instrument ID: V5

Heated Purge: (Y/N) Y

GC Column: DB-624 ID: 0.25 (mm)

	IS1 (BCM)		IS2 (DFB)		IS3 (CBZ)	
	AREA #	RT #	AREA #	RT #	AREA #	RT #
=====	=====	=====	=====	=====	=====	=====
12 HOUR STD	401080	5.11	1943927	6.11	1744916	9.20
UPPER LIMIT	802160	5.61	3887854	6.61	3489832	9.70
LOWER LIMIT	200540	4.61	971964	5.61	872458	8.70
=====	=====	=====	=====	=====	=====	=====
EPA SAMPLE						
=====	=====	=====	=====	=====	=====	=====
01 VBLK5L	328905	5.11	1640816	6.11	1457585	9.20
02 V5LLCS	365739	5.11	1912671	6.11	1679425	9.20
03 B-190	320463	5.11	1599718	6.11	1433176	9.20
04 B-650	312282	5.11	1564281	6.11	1423598	9.21
05 B-7140	324676	5.12	1611055	6.11	1454988	9.20
06 B-440	319098	5.11	1528495	6.11	1508370	9.20
07 VHBLK5L	371180	5.11	1880620	6.10	1644453	9.21
08						
09						
10						
11						
12						
13						
14						
15						
16						
17						
18						
19						
20						
21						
22						

IS1 (BCM) = Bromochloromethane  
IS2 (DFB) = 1,4-Difluorobenzene  
IS3 (CBZ) = Chlorobenzene-d5

AREA UPPER LIMIT = +100% of internal standard area  
AREA LOWER LIMIT = - 50% of internal standard area  
RT UPPER LIMIT = + 0.50 minutes of internal standard RT  
RT LOWER LIMIT = - 0.50 minutes of internal standard RT

# Column used to flag values outside QC limits with an asterisk.  
\* Values outside of QC limits



1A  
VOLATILE ORGANICS ANALYSIS DATA SHEET

EPA SAMPLE NO.

B-190

Lab Name: MITKEM CORPORATION Contract: \_\_\_\_\_

Lab Code: MITKEM Case No.: \_\_\_\_\_ SAS No.: \_\_\_\_\_ SDG No.: MD0523

Matrix: (soil/water) SOIL Lab Sample ID: D0523-01C

Sample wt/vol: 5.1(g/mL) G Lab File ID: V5F9944

Level: (low/med) LOW Date Received: 05/05/05

% Moisture: not dec. 10 Date Analyzed: 05/13/05

GC Column: DB-624 ID: 0.25 (mm) Dilution Factor: 1.0

Soil Extract Volume: \_\_\_\_\_ (mL) Soil Aliquot Volume: \_\_\_\_\_ (uL)

CONCENTRATION UNITS:  
(ug/L or ug/Kg) UG/KG Q

CAS NO.	COMPOUND		
75-71-8	Dichlorodifluoromethane	11	U
74-87-3	Chloromethane	11	U
75-01-4	Vinyl Chloride	11	U
74-83-9	Bromomethane	11	U
75-00-3	Chloroethane	11	U
75-69-4	Trichlorofluoromethane	11	U
75-35-4	1,1-Dichloroethene	11	U
76-13-1	1,1,2-Trichloro-1,2,2-trifluoroethane	11	U
67-64-1	Acetone	11	U
75-15-0	Carbon Disulfide	11	U
79-20-9	Methyl Acetate	11	U
75-09-2	Methylene Chloride	11	U
156-60-5	trans-1,2-Dichloroethene	11	U
1634-04-4	Methyl tert-Butyl Ether	11	U
75-34-3	1,1-Dichloroethane	11	U
156-59-2	cis-1,2-Dichloroethene	11	U
78-93-3	2-Butanone	11	U
67-66-3	Chloroform	11	U
71-55-6	1,1,1-Trichloroethane	11	U
110-82-7	Cyclohexane	11	U
56-23-5	Carbon Tetrachloride	11	U
71-43-2	Benzene	11	U
107-06-2	1,2-Dichloroethane	11	U

1B  
VOLATILE ORGANICS ANALYSIS DATA SHEET

EPA SAMPLE NO.

B-190

Lab Name: MITKEM CORPORATION Contract: \_\_\_\_\_

Lab Code: MITKEM Case No.: \_\_\_\_\_ SAS No.: \_\_\_\_\_ SDG No.: MD0523

Matrix: (soil/water) SOIL Lab Sample ID: D0523-01C

Sample wt/vol: 5.1(g/mL) G Lab File ID: V5F9944

Level: (low/med) LOW Date Received: 05/05/05

% Moisture: not dec. 10 Date Analyzed: 05/13/05

GC Column: DB-624 ID: 0.25 (mm) Dilution Factor: 1.0

Soil Extract Volume: \_\_\_\_\_ (mL) Soil Aliquot Volume: \_\_\_\_\_ (uL)

CONCENTRATION UNITS:  
(ug/L or ug/Kg) UG/KG Q

CAS NO.	COMPOUND		
79-01-6	Trichloroethene	11	U
108-87-2	Methylcyclohexane	11	U
78-87-5	1,2-Dichloropropane	11	U
75-27-4	Bromodichloromethane	11	U
10061-01-5	cis-1,3-Dichloropropene	11	U
108-10-1	4-Methyl-2-Pentanone	11	U
108-88-3	Toluene	11	U
10061-02-6	trans-1,3-Dichloropropene	11	U
79-00-5	1,1,2-Trichloroethane	11	U
127-18-4	Tetrachloroethene	11	U
591-78-6	2-Hexanone	11	U
124-48-1	Dibromochloromethane	11	U
106-93-4	1,2-Dibromoethane	11	U
108-90-7	Chlorobenzene	11	U
100-41-4	Ethylbenzene	11	U
1330-20-7	Xylene (Total)	2	J
100-42-5	Styrene	11	U
75-25-2	Bromoform	11	U
98-82-8	Isopropylbenzene	11	U
79-34-5	1,1,2,2-Tetrachloroethane	11	U
541-73-1	1,3-Dichlorobenzene	11	U
106-46-7	1,4-Dichlorobenzene	11	U
95-50-1	1,2-Dichlorobenzene	11	U
96-12-8	1,2-Dibromo-3-chloropropane	11	U
120-82-1	1,2,4-Trichlorobenzene	11	U

1F  
VOLATILE ORGANICS ANALYSIS DATA SHEET  
TENTATIVELY IDENTIFIED COMPOUNDS

EPA SAMPLE NO.

B-190

Lab Name: MITKEM CORPORATION Contract: \_\_\_\_\_

Lab Code: MITKEM Case No.: \_\_\_\_\_ SAS No.: \_\_\_\_\_ SDG No.: MD0523

Matrix: (soil/water) SOIL Lab Sample ID: D0523-01C

Sample wt/vol: 5.1 (g/mL) G Lab File ID: V5F9944

Level: (low/med) LOW Date Received: 05/05/05

% Moisture: not dec. 10 Date Analyzed: 05/13/05

GC Column: DB-624 ID: 0.25 (mm) Dilution Factor: 1.0

Soil Extract Volume: \_\_\_\_\_ (mL) Soil Aliquot Volume: \_\_\_\_\_ (uL)

Number TICs found: 0

CONCENTRATION UNITS:  
(ug/L or ug/Kg) ug/Kg

CAS NUMBER	COMPOUND NAME	RT	EST. CONC.	Q
1.				
2.				
3.				
4.				
5.				
6.				
7.				
8.				
9.				
10.				
11.				
12.				
13.				
14.				
15.				
16.				
17.				
18.				
19.				
20.				
21.				
22.				
23.				
24.				
25.				
26.				
27.				
28.				
29.				
30.				

Data File: \\AVOCADRON\ORGANICS\voa\5.i\050513.B\VSF9944.D

Date : 13-MAY-2005 12:07

Client ID: B-190

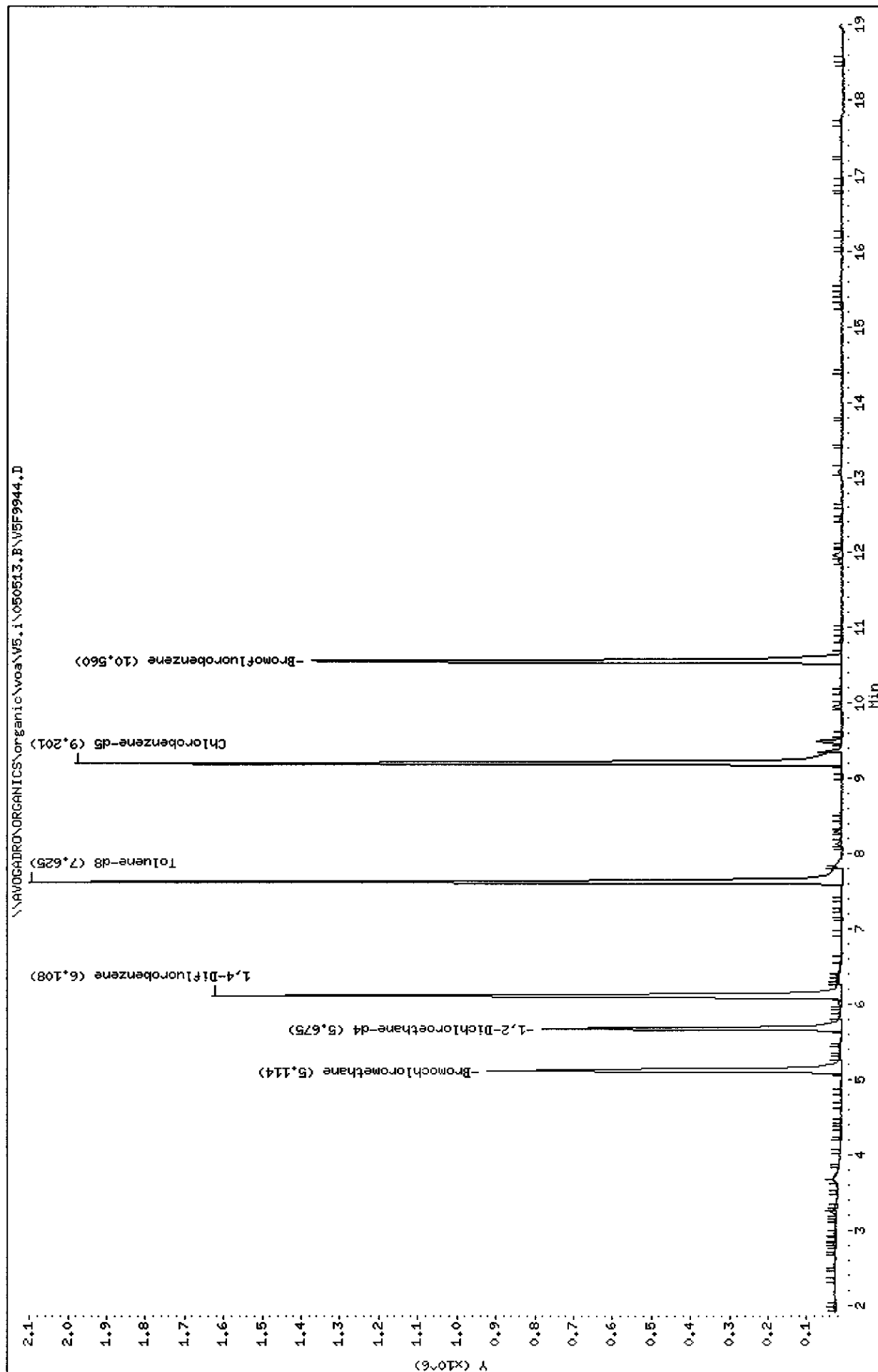
Sample Info: ,D0523-01C,,18114

Column phase: DB-624

Instrument: v5.i

Operator: JC SRC: LIHS

Column diameter: 0.25



Mitkem Corporation

CLP OLM 3/4.X / ASP 95-1 Low Soil - Heated Purge  
Data file : \\AVOGADRO\ORGANICS\organic\voa\V5.i\050513.B\V5F9944.D  
Lab Smp Id: D0523-01C Client Smp ID: B-190  
Inj Date : 13-MAY-2005 12:07  
Operator : JC SRC: LIMS Inst ID: v5.i  
Smp Info : ,D0523-01C,,18114  
Misc Info :  
Comment :  
Method : \\AVOGADRO\ORGANICS\organic\voa\V5.i\050513.B\v5clp4h.m  
Meth Date : 31-May-2005 10:42 mtl Quant Type: ISTD  
Cal Date : 13-MAY-2005 10:09 Cal File: V5F9941.D ✓  
Als bottle: 4  
Dil Factor: 1.00000  
Integrator: HP RTE Compound Sublist: CLP4.sub  
Target Version: 4.03  
Processing Host: TARGET3

Concentration Formula:  $\text{Amt} * \text{DF} * \text{Uf} * 5 / (\text{Ws} * (100 - \text{M}) / 100)$

Name	Value	Description
DF	1.000	Dilution Factor
Uf	1.000	ng unit correction factor
Ws	5.100	Weight of sample (g)
M	10.000	% Moisture (not decanted)

Compounds	QUANT SIG	RT	EXP RT	REL RT	RESPONSE	CONCENTRATIONS	
						ON-COLUMN	FINAL
	MASS					( ug/L)	(ug/Kg)
*****	====	==	=====	=====	=====	=====	=====
* 18 Bromochloromethane	128	5.114	5.112	(1.000)	320463	50.0000	
\$ 23 1,2-Dichloroethane-d4	65	5.675	5.674	(1.110)	683832	51.8355	56
* 26 1,4-Difluorobenzene	114	6.108	6.107	(1.000)	1599718	50.0000	
\$ 33 Toluene-d8	98	7.625	7.624	(0.829)	1738478	50.0620	55
* 42 Chlorobenzene-d5	117	9.201	9.200	(1.000)	1433176	50.0000	
45 m,p-Xylene	106	9.497	9.495	(1.032)	27910	1.58494	2 (a)
\$ 50 Bromofluorobenzene	95	10.551	10.549	(1.147)	684152	48.1279	52
M 41 Xylene (Total)	106				27910	1.64421	2 (a)

QC Flag Legend

a - Target compound detected but, quantitated amount  
Below Limit Of Quantitation(BLOQ).

SB  
5/31/05

KZ

Data File: \\AVOGADRO\ORGANICS\organic\voa\V5.i\050513.B\V5F9944.D  
Report Date: 31-May-2005 10:47

Mitkem Corporation

CLP OLM 3/4.X / ASP 95-1 Low Soil - Heated Purge  
Data file : \\AVOGADRO\ORGANICS\organic\voa\V5.i\050513.B\V5F9944.D  
Lab Smp Id: D0523-01C Client Smp ID: B-190  
Inj Date : 13-MAY-2005 12:07  
Operator : JC SRC: LIMS Inst ID: v5.i  
Smp Info : ,D0523-01C,,18114  
Misc Info :  
Comment :  
Method : \\AVOGADRO\ORGANICS\organic\voa\V5.i\050513.B\v5clp4h.m  
Meth Date : 31-May-2005 10:42 mtl Quant Type: ISTD  
Cal Date : 13-MAY-2005 10:09 Cal File: V5F9941.D  
Als bottle: 4  
Dil Factor: 1.00000  
Integrator: HP RTE Compound Sublist: CLP4.sub  
Target Version: 4.03  
Processing Host: TARGET3

- NO TENTATIVELY IDENTIFIED COMPOUNDS -

Data File: \\AVOGADRO\ORGANICS\organic\voa\V5.i\050513.B\VF9944.D

Date : 13-MAY-2005 12:07

Client ID: B-190

Instrument: v5.i

Sample Info: ,D0523-01C,,18114

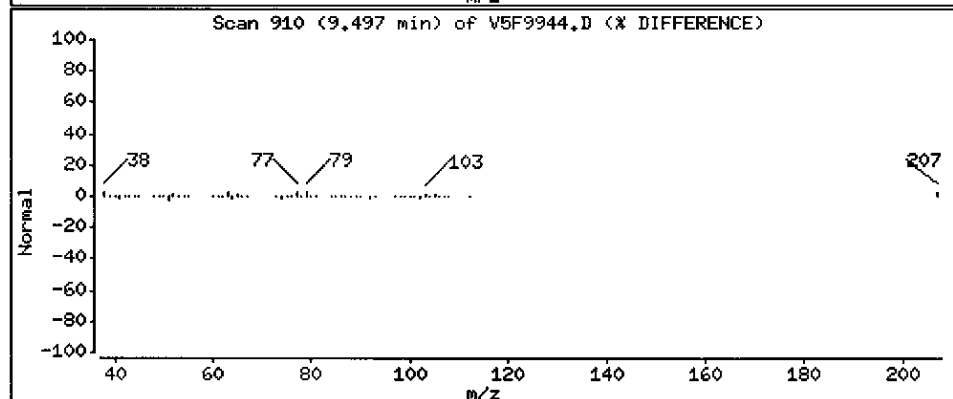
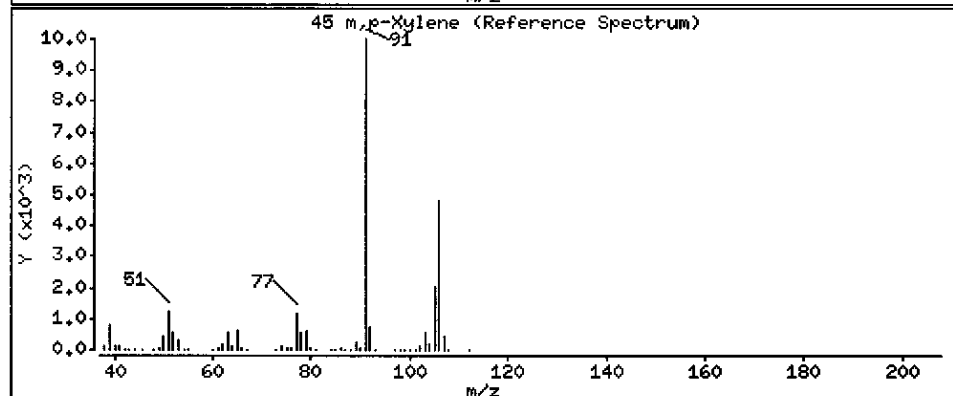
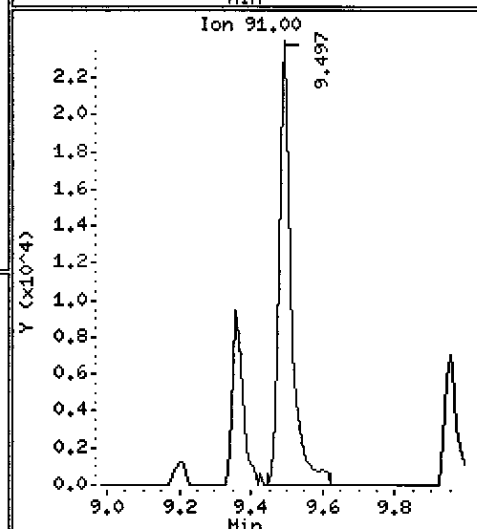
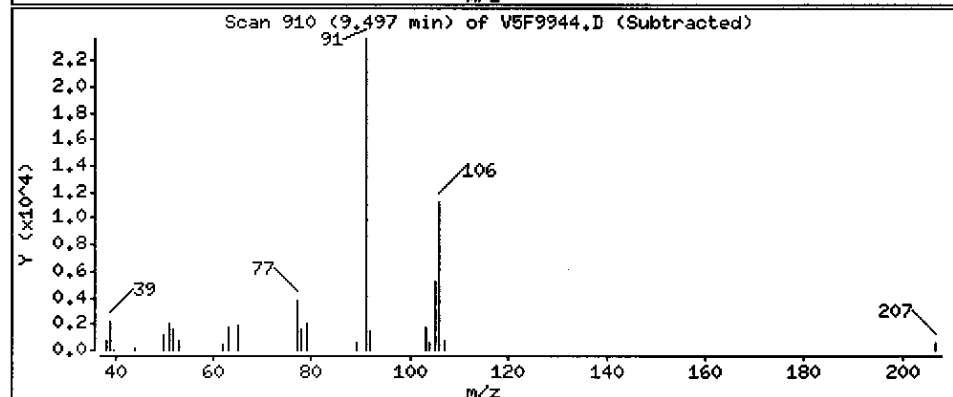
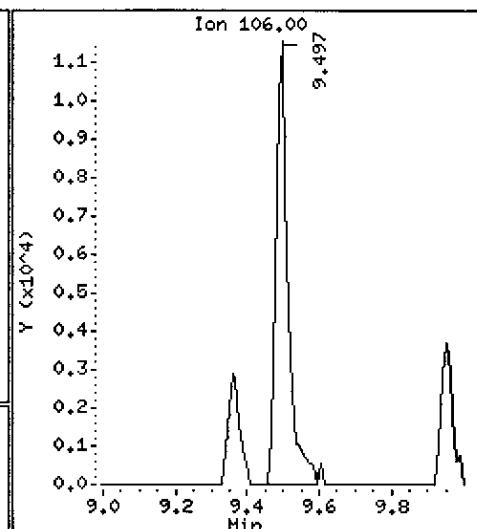
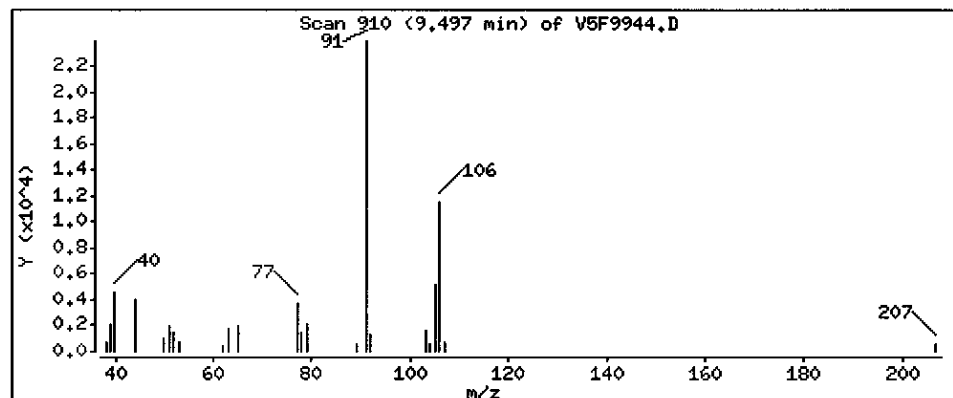
Operator: JC SRC: LIMS

Column phase: DB-624

Column diameter: 0.25

45 m,p-Xylene

Concentration: 2 ug/Kg



1A  
VOLATILE ORGANICS ANALYSIS DATA SHEET

EPA SAMPLE NO.

B-440

Lab Name: MITKEM CORPORATION Contract: \_\_\_\_\_

Lab Code: MITKEM Case No.: \_\_\_\_\_ SAS No.: \_\_\_\_\_ SDG No.: MD0523

Matrix: (soil/water) SOIL Lab Sample ID: D0523-02A

Sample wt/vol: 1.0 (g/mL) G Lab File ID: V5F9947

Level: (low/med) LOW Date Received: 05/05/05

% Moisture: not dec. 18 Date Analyzed: 05/13/05

GC Column: DB-624 ID: 0.25 (mm) Dilution Factor: 1.0

Soil Extract Volume: \_\_\_\_\_ (mL) Soil Aliquot Volume: \_\_\_\_\_ (uL)

CONCENTRATION UNITS:  
(ug/L or ug/Kg) UG/KG Q

CAS NO.	COMPOUND		
75-71-8	Dichlorodifluoromethane	61	U
74-87-3	Chloromethane	61	U
75-01-4	Vinyl Chloride	61	U
74-83-9	Bromomethane	61	U
75-00-3	Chloroethane	61	U
75-69-4	Trichlorofluoromethane	61	U
75-35-4	1,1-Dichloroethene	61	U
76-13-1	1,1,2-Trichloro-1,2,2-trifluoroethane	61	U
67-64-1	Acetone	61	U
75-15-0	Carbon Disulfide	61	U
79-20-9	Methyl Acetate	61	U
75-09-2	Methylene Chloride	61	U
156-60-5	trans-1,2-Dichloroethene	61	U
1634-04-4	Methyl tert-Butyl Ether	61	U
75-34-3	1,1-Dichloroethane	61	U
156-59-2	cis-1,2-Dichloroethene	61	U
78-93-3	2-Butanone	61	U
67-66-3	Chloroform	61	U
71-55-6	1,1,1-Trichloroethane	61	U
110-82-7	Cyclohexane	61	U
56-23-5	Carbon Tetrachloride	61	U
71-43-2	Benzene	61	U
107-06-2	1,2-Dichloroethane	61	U



1B  
VOLATILE ORGANICS ANALYSIS DATA SHEET

EPA SAMPLE NO.

B-440

Lab Name: MITKEM CORPORATION Contract: \_\_\_\_\_

Lab Code: MITKEM Case No.: \_\_\_\_\_ SAS No.: \_\_\_\_\_ SDG No.: MD0523

Matrix: (soil/water) SOIL Lab Sample ID: D0523-02A

Sample wt/vol: 1.0 (g/mL) G Lab File ID: V5F9947

Level: (low/med) LOW Date Received: 05/05/05

% Moisture: not dec. 18 Date Analyzed: 05/13/05

GC Column: DB-624 ID: 0.25 (mm) Dilution Factor: 1.0

Soil Extract Volume: \_\_\_\_\_ (mL) Soil Aliquot Volume: \_\_\_\_\_ (uL)

CONCENTRATION UNITS:  
(ug/L or ug/Kg) UG/KG Q

CAS NO.	COMPOUND		
79-01-6	Trichloroethene	61	U
108-87-2	Methylcyclohexane	39	J
78-87-5	1,2-Dichloropropane	61	U
75-27-4	Bromodichloromethane	61	U
10061-01-5	cis-1,3-Dichloropropene	61	U
108-10-1	4-Methyl-2-Pentanone	61	U
108-88-3	Toluene	61	U
10061-02-6	trans-1,3-Dichloropropene	61	U
79-00-5	1,1,2-Trichloroethane	61	U
127-18-4	Tetrachloroethene	61	U
591-78-6	2-Hexanone	61	U
124-48-1	Dibromochloromethane	61	U
106-93-4	1,2-Dibromoethane	61	U
108-90-7	Chlorobenzene	61	U
100-41-4	Ethylbenzene	37	J
1330-20-7	Xylene (Total)	1800	
100-42-5	Styrene	61	U
75-25-2	Bromoform	61	U
98-82-8	Isopropylbenzene	230	
79-34-5	1,1,2,2-Tetrachloroethane	61	U
541-73-1	1,3-Dichlorobenzene	61	U
106-46-7	1,4-Dichlorobenzene	61	U
95-50-1	1,2-Dichlorobenzene	61	U
96-12-8	1,2-Dibromo-3-chloropropane	61	U
120-82-1	1,2,4-Trichlorobenzene	61	U

1F  
VOLATILE ORGANICS ANALYSIS DATA SHEET  
TENTATIVELY IDENTIFIED COMPOUNDS

EPA SAMPLE NO.

B-440

Lab Name: MITKEM CORPORATION Contract: \_\_\_\_\_

Lab Code: MITKEM Case No.: \_\_\_\_\_ SAS No.: \_\_\_\_\_ SDG No.: MD0523

Matrix: (soil/water) SOIL Lab Sample ID: D0523-02A

Sample wt/vol: 1.0 (g/mL) G Lab File ID: V5F9947

Level: (low/med) LOW Date Received: 05/05/05

% Moisture: not dec. 18 Date Analyzed: 05/13/05

GC Column: DB-624 ID: 0.25 (mm) Dilution Factor: 1.0

Soil Extract Volume: \_\_\_\_\_ (mL) Soil Aliquot Volume: \_\_\_\_\_ (uL)

Number TICs found: 30

CONCENTRATION UNITS:  
(ug/L or ug/Kg) ug/Kg

CAS NUMBER	COMPOUND NAME	RT	EST. CONC.	Q
=====	=====	=====	=====	=====
1.	UNKNOWN	9.88	850	J
2.	BRANCHED ALKANE	10.11	1500	J
3.	CYCLIC ALKANE	10.23	2400	J
4.	UNKNOWN	10.45	1100	J
5.	UNKNOWN	10.53	1500	J
6.	UNKNOWN	10.77	2600	J
7. 103-65-1	BENZENE, PROPYL-	10.87	850	NJ
8. 95-63-6	BENZENE, 1,2,4-TRIMETHYL-	10.97	5400	NJ
9. 526-73-8	BENZENE, 1,2,3-TRIMETHYL-	11.08	5300	NJ
10.	UNKNOWN	11.21	830	J
11. 611-14-3	BENZENE, 1-ETHYL-2-METHYL-	11.32	3000	NJ
12.	UNKNOWN	11.41	1000	J
13.	BRANCHED ALKANE	11.46	3000	J
14. 526-73-8	BENZENE, 1,2,3-TRIMETHYL-	11.54	7800	NJ
15.	UNKNOWN	11.64	850	J
16.	UNKNOWN	11.73	2900	J
17. 535-77-3	BENZENE, 1-METHYL-3-(1-METHY	11.85	2500	NJ
18. 527-84-4	BENZENE, 1-METHYL-2-(1-METHY	11.91	1500	NJ
19.	UNKNOWN	11.95	920	J
20. 526-73-8	BENZENE, 1,2,3-TRIMETHYL-	12.04	5500	NJ
21. 1074-43-7	BENZENE, 1-METHYL-3-PROPYL-	12.30	3500	NJ
22. 934-74-7	BENZENE, 1-ETHYL-3,5-DIMETHY	12.38	3800	NJ
23. 1074-55-1	BENZENE, 1-METHYL-4-PROPYL-	12.61	1800	NJ
24. 1758-88-9	BENZENE, 2-ETHYL-1,4-DIMETHY	12.72	1300	NJ
25. 527-84-4	BENZENE, 1-METHYL-2-(1-METHY	12.75	2100	NJ
26. 933-98-2	BENZENE, 1-ETHYL-2,3-DIMETHY	12.84	1700	NJ
27.	UNKNOWN	12.98	2000	J
28. 934-80-5	BENZENE, 4-ETHYL-1,2-DIMETHY	13.21	790	NJ
29. 527-53-7	BENZENE, 1,2,3,5-TETRAMETHYL	13.39	830	NJ
30.	UNKNOWN	13.91	720	J

FORM I VOA-TIC

OLM04.3

Data File: \\AVOGADRO\ORGANICS\voa\5.i\050513.B\VF9947.D

Date : 13-MAY-2008 13:38

Client ID: B-440

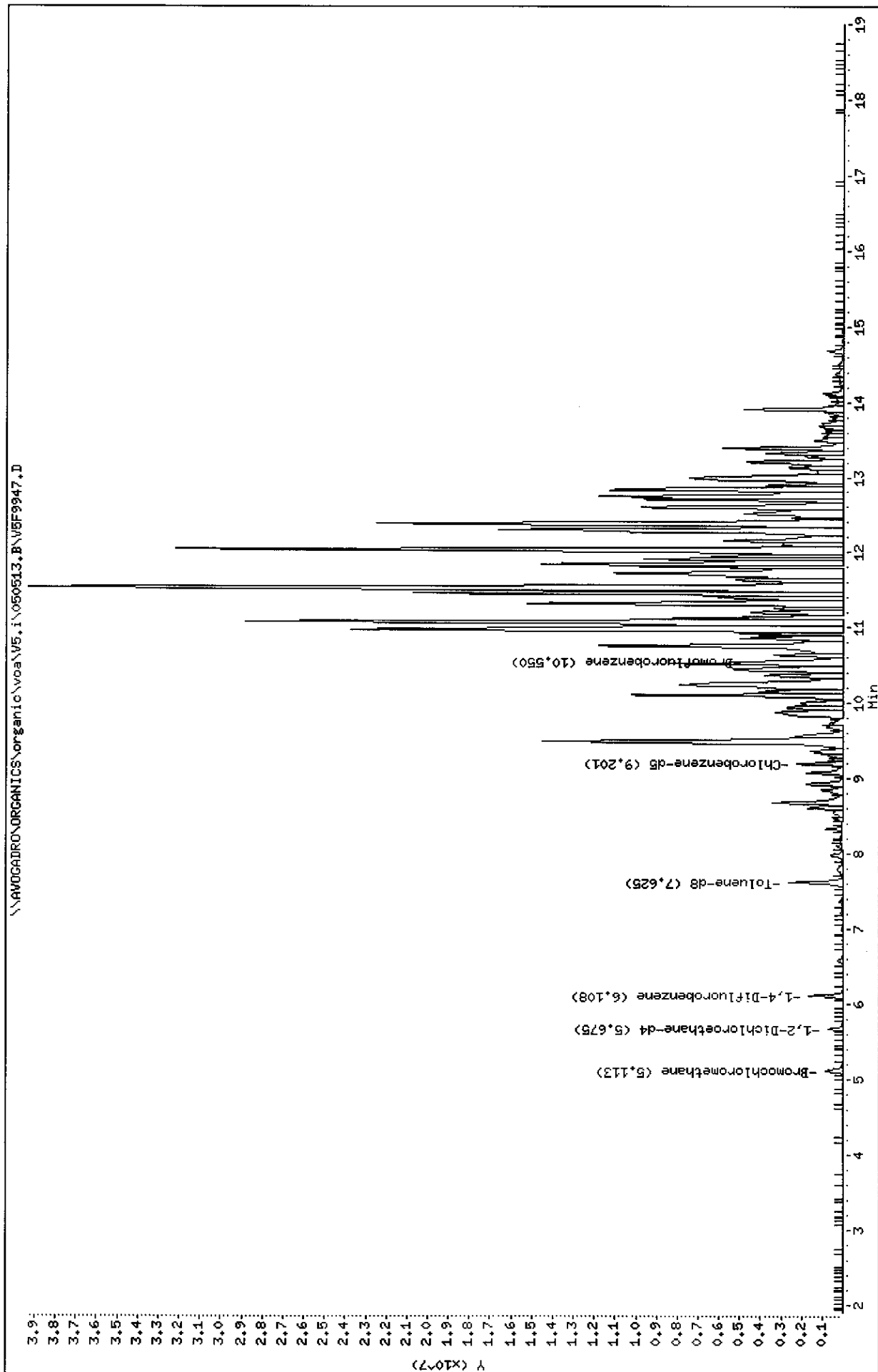
Sample Info: D0823-02A,,18114

Column phase: DB-624

Instrument: v5.i

Operator: JC SRC: LIMS

Column diameter: 0.25



Data File: \\AVOGADRO\ORGANICS\organic\voa\V5.i\050513.B\V5F9947.D  
 Report Date: 31-May-2005 12:18

Mitkem Corporation

CLP OLM 3/4.X / ASP 95-1 Low Soil - Heated Purge  
 Data file : \\AVOGADRO\ORGANICS\organic\voa\V5.i\050513.B\V5F9947.D  
 Lab Smp Id: D0523-02A Client Smp ID: B-440  
 Inj Date : 13-MAY-2005 13:38  
 Operator : JC SRC: LIMS Inst ID: v5.i  
 Smp Info : ,D0523-02A,,18114  
 Misc Info :  
 Comment :  
 Method : \\AVOGADRO\ORGANICS\organic\voa\V5.i\050513.B\v5clp4h.m  
 Meth Date : 31-May-2005 10:42 mtl Quant Type: ISTD  
 Cal Date : 13-MAY-2005 10:09 Cal File: V5F9941.D  
 Als bottle: 7  
 Dil Factor: 1.00000  
 Integrator: HP RTE Compound Sublist: CLP4.sub  
 Target Version: 4.03  
 Processing Host: TARGET3

Concentration Formula:  $\text{Amt} * \text{DF} * \text{Uf} * 5 / (\text{Ws} * (100 - \text{M}) / 100)$

Name	Value	Description
DF	1.000	Dilution Factor
Uf	1.000	ng unit correction factor
Ws	1.000	Weight of sample (g)
M	18.000	% Moisture (not decanted)

Compounds	QUANT SIG	RT	EXP RT	REL RT	RESPONSE	CONCENTRATIONS	
						ON-COLUMN	FINAL
	MASS					( ug/L)	(ug/Kg)
=====	=====	==	=====	=====	=====	=====	=====
* 18 Bromochloromethane	128	5.113	5.112	(1.000)	319098	50.0000	
\$ 23 1,2-Dichloroethane-d4	65	5.675	5.674	(1.110)	671310	51.1040	310
* 26 1,4-Difluorobenzene	114	6.108	6.107	(1.000)	1528495	50.0000	
28 Methylcyclohexane	83	6.581	6.580	(1.077)	112346	6.37539	39 (a)
\$ 33 Toluene-d8	98	7.625	7.624	(0.829)	1786219	48.8726	300
* 42 Chlorobenzene-d5	117	9.201	9.200	(1.000)	1508370	50.0000	
44 Ethylbenzene	106	9.358	9.357	(1.017)	92857	6.14107	37 (a)
45 m,p-Xylene	106	9.496	9.495	(1.032)	4986585	269.060	1600
46 o-Xylene	106	9.949	9.948	(1.081)	186940	10.4638	64
49 Isopropylbenzene	105	10.383	10.372	(1.128)	1762071	37.6687	230
\$ 50 Bromofluorobenzene	95	10.550	10.549	(1.147)	799396	53.4316	330
M 41 Xylene (Total)	106				5173525	289.585	1800

KC  
 5/31/05

Data File: \\AVOGADRO\ORGANICS\organic\voa\V5.i\050513.B\V5F9947.D  
Report Date: 31-May-2005 12:18

QC Flag Legend

a - Target compound detected but, quantitated amount  
Below Limit Of Quantitation(BLOQ).

Mitkem Corporation

CLP OLM 3/4.X / ASP 95-1 Low Soil - Heated Purge

Data file : \\AVOGADRO\ORGANICS\organic\voa\V5.i\050513.B\V5F9947.D  
 Lab Smp Id: D0523-02A Client Smp ID: B-440  
 Inj Date : 13-MAY-2005 13:38  
 Operator : JC SRC: LIMS Inst ID: v5.i  
 Smp Info : ,D0523-02A,,18114  
 Misc Info :  
 Comment :  
 Method : \\AVOGADRO\ORGANICS\organic\voa\V5.i\050513.B\v5clp4h.m  
 Meth Date : 31-May-2005 10:42 mtl Quant Type: ISTD  
 Cal Date : 13-MAY-2005 10:09 Cal File: V5F9941.D  
 Als bottle: 7  
 Dil Factor: 1.00000  
 Integrator: HP RTE Compound Sublist: CLP4.sub  
 Target Version: 4.03  
 Processing Host: TARGET3

Concentration Formula:  $\text{Amt} * \text{DF} * \text{Uf} * 5 / (\text{Ws} * (100 - \text{M}) / 100)$

Name	Value	Description
DF	1.000	Dilution Factor
Uf	1.000	ng unit correction factor
Ws	1.000	Weight of sample (g)
M	18.000	% Moisture (not decanted)

ISTD	RT	AREA	AMOUNT
=====	=====	=====	=====
* 42 Chlorobenzene-d5	9.201	5026908	50.000

CONCENTRATIONS					QUANT		
RT	AREA	ON-COL ( ug/L)	FINAL (ug/Kg)	QUAL	LIBRARY	LIB ENTRY	CPND #
=====	=====	=====	=====	=====	=====	=====	=====
Unknown							
9.880	14050299	139.750907	850	0		0	42
Branched Alkane							
10.107	24378609	242.481153	1500	0		0	42
Cyclic Alkane							
10.235	39545466	393.337873	2400	0		0	42

RT	CONCENTRATIONS			QUAL	QUANT			CPND #
	AREA	ON-COL( ug/L)	FINAL(ug/Kg)		LIBRARY	LIB ENTRY		
----	----	-----	-----	----	-----	-----	-----	
Unknown					CAS #:			
10.452	18350003	182.517792	1100	0		0	42	
Unknown					CAS #:			
10.530	24739492	246.070666	1500	0		0	42	
Unknown					CAS #:			
10.767	42167781	419.420656	2600	0		0	42	
Benzene, propyl-					CAS #: 103-65-1			
10.865	13963486	138.887423	850	91	NBS75K.L	3781	42	
Benzene, 1,2,4-trimethyl-					CAS #: 95-63-6			
10.974	89074582	885.977842	5400	91	NBS75K.L	64579	42	
Benzene, 1,2,3-trimethyl-					CAS #: 526-73-8			
11.082	86914271	864.490369	5300	93	NBS75K.L	64576	42	
Unknown					CAS #:			
11.210	13739209	136.656659	830	0		0	42	
Benzene, 1-ethyl-2-methyl-					CAS #: 611-14-3			
11.318	49930526	496.632582	3000	95	NBS75K.L	3765	42	
Unknown					CAS #:			
11.407	16725009	166.354835	1000	0		0	42	
Branched Alkane					CAS #:			
11.456	49423229	491.586767	3000	0		0	42	
Benzene, 1,2,3-trimethyl-					CAS #: 526-73-8			
11.535	1.289e+008	1282.35640	7800	94	NBS75K.L	64576	42	
Unknown					CAS #:			
11.643	13981473	139.066331	850	0		0	42	
Unknown					CAS #:			
11.732	48088124	478.307182	2900	0		0	42	
Benzene, 1-methyl-3-(1-methylethyl)-					CAS #: 535-77-3			
11.850	40549643	403.325891	2500	95	NBS75K.L	65579	42	
Benzene, 1-methyl-2-(1-methylethyl)-					CAS #: 527-84-4			
11.909	25170216	250.354850	1500	95	NBS75K.L	6228	42	

RT	CONCENTRATIONS			QUAL	QUANT		CPND #
	AREA	ON-COL( ug/L)	FINAL(ug/Kg)		LIBRARY	LIB ENTRY	
====	====	=====	=====	====	=====	=====	=====
Unknown					CAS #:		
11.949	15147507	150.664255	920	0		0	42
Benzene, 1,2,3-trimethyl-					CAS #: 526-73-8		
12.037	89977311	894.956810	5500	94	NBS75K.L	64576	42
Benzene, 1-methyl-3-propyl-					CAS #: 1074-43-7		
12.303	58419160	581.064543	3500	94	NBS75K.L	6195	42
Benzene, 1-ethyl-3,5-dimethyl-					CAS #: 934-74-7		
12.382	62542729	622.079507	3800	95	NBS75K.L	65553	42
Benzene, 1-methyl-4-propyl-					CAS #: 1074-55-1		
12.609	29063788	289.082155	1800	94	NBS75K.L	6216	42
Benzene, 2-ethyl-1,4-dimethyl-					CAS #: 1758-88-9		
12.717	22124249	220.058225	1300	95	NBS75K.L	6219	42
Benzene, 1-methyl-2-(1-methylethyl)-					CAS #: 527-84-4		
12.747	34766789	345.806896	2100	95	NBS75K.L	65581	42
Benzene, 1-ethyl-2,3-dimethyl-					CAS #: 933-98-2		
12.835	28109604	279.591391	1700	91	NBS75K.L	65556	42
Unknown					CAS #:		
12.983	32929995	327.537275	2000	0		0	42
Benzene, 4-ethyl-1,2-dimethyl-					CAS #: 934-80-5		
13.209	13075487	130.054966	790	93	NBS75K.L	65569	42
Benzene, 1,2,3,5-tetramethyl-					CAS #: 527-53-7		
13.387	13735291	136.617688	830	97	NBS75K.L	6220	42
Unknown					CAS #:		
13.909	11872767	118.092145	720	0		0	42



Data File: \\AVOGADRO\ORGANICS\organic\voa\V5.i\050513.B\V5F9947.D

Date : 13-MAY-2005 13:38

Client ID: B-440

Instrument: v5.i

Sample Info: ,D0523-02A,,18114

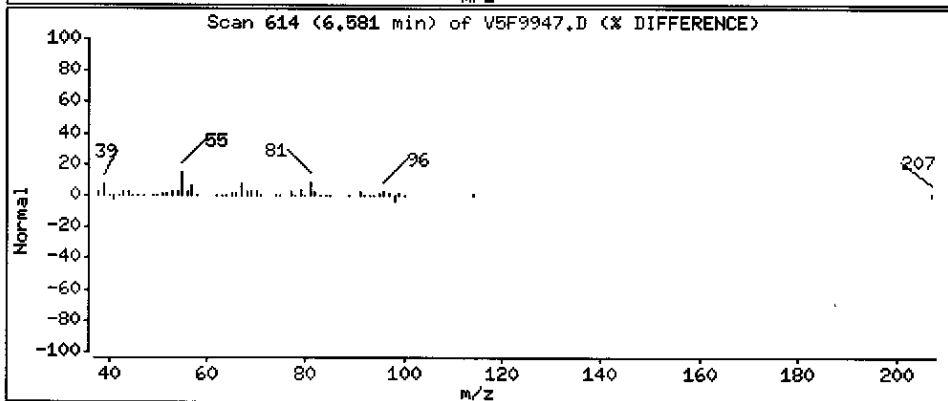
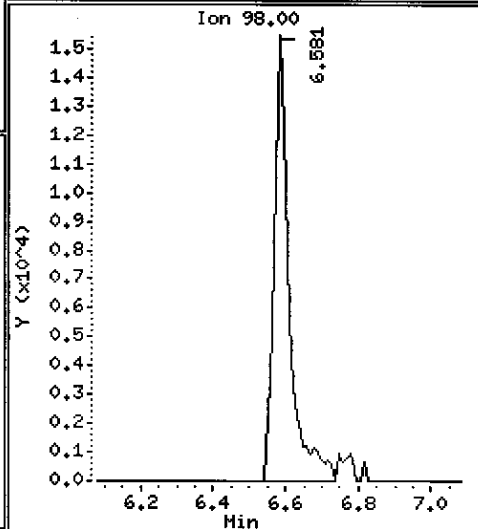
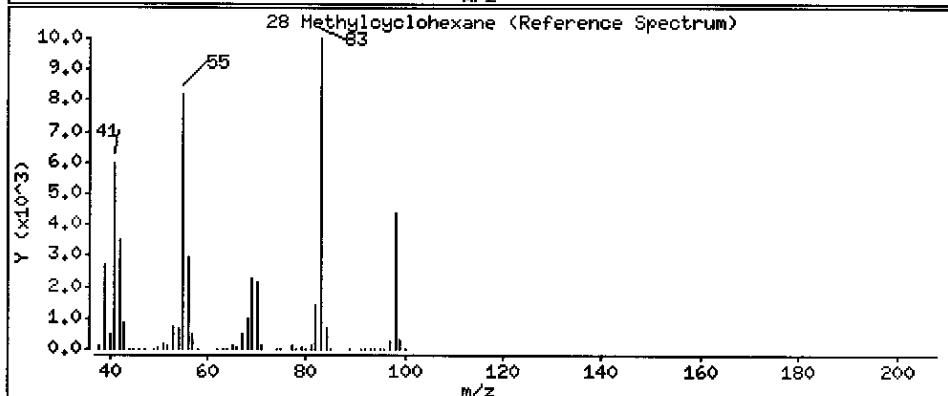
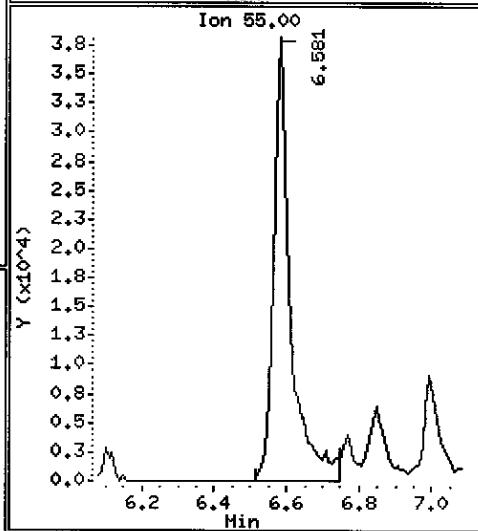
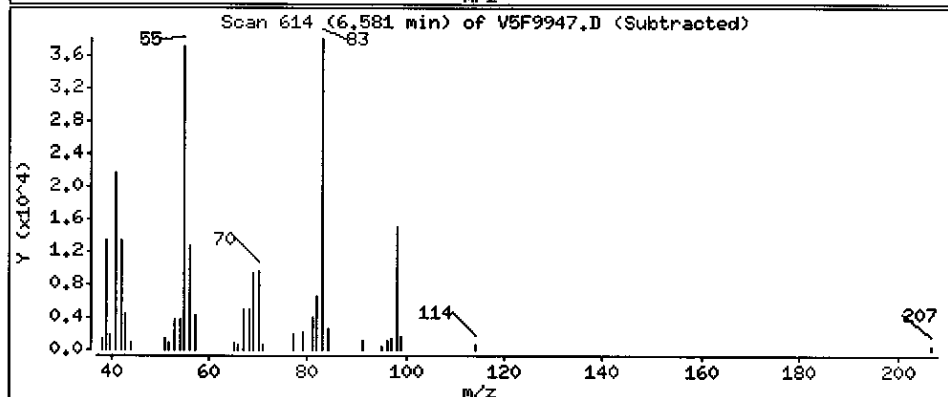
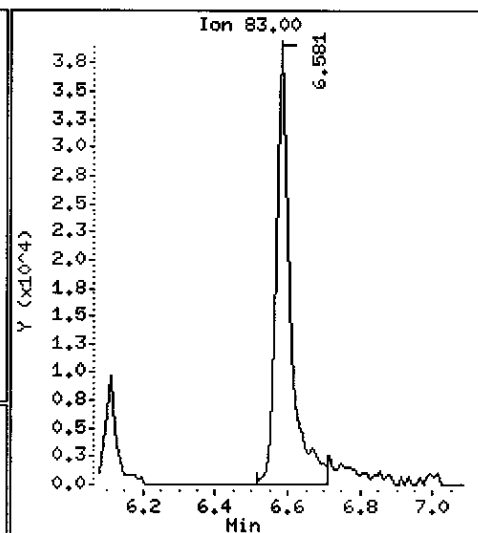
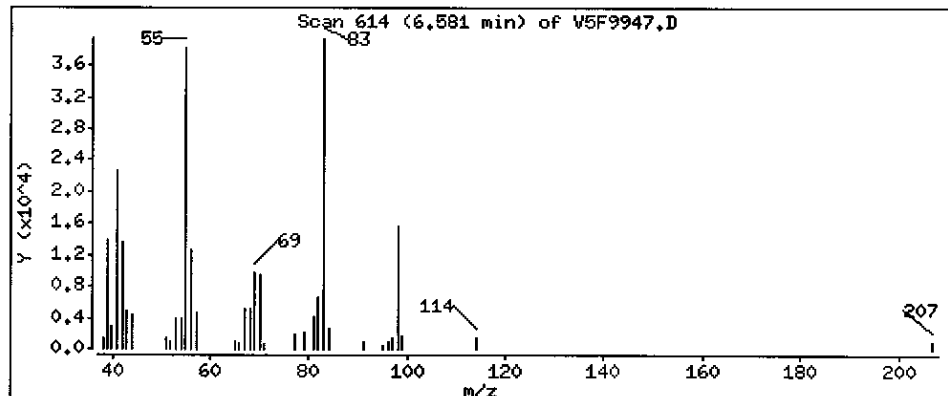
Operator: JC SRC: LIMS

Column phase: DB-624

Column diameter: 0.25

28 Methylcyclohexane

Concentration: 39 ug/Kg



Data File: \\AVOGADRO\ORGANICS\organic\voa\V5.i\050513.B\V5F9947.D

Date : 13-MAY-2005 13:38

Client ID: B-440

Instrument: v5.i

Sample Info: ,D0523-02A,,18114

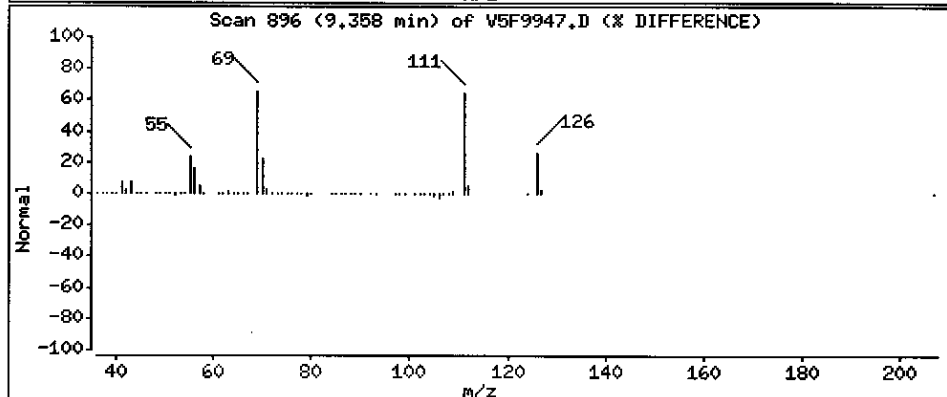
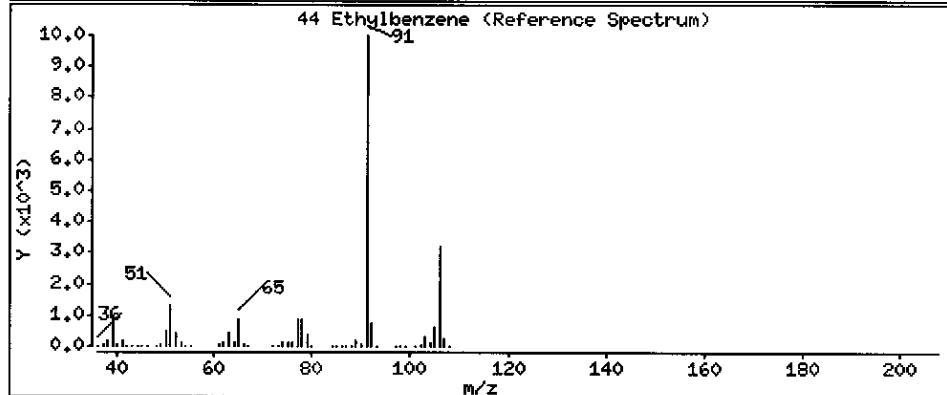
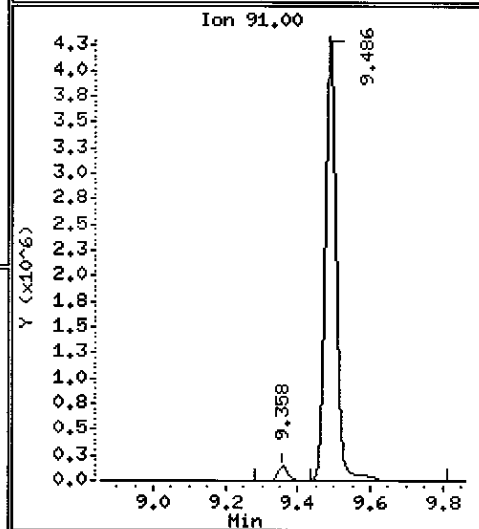
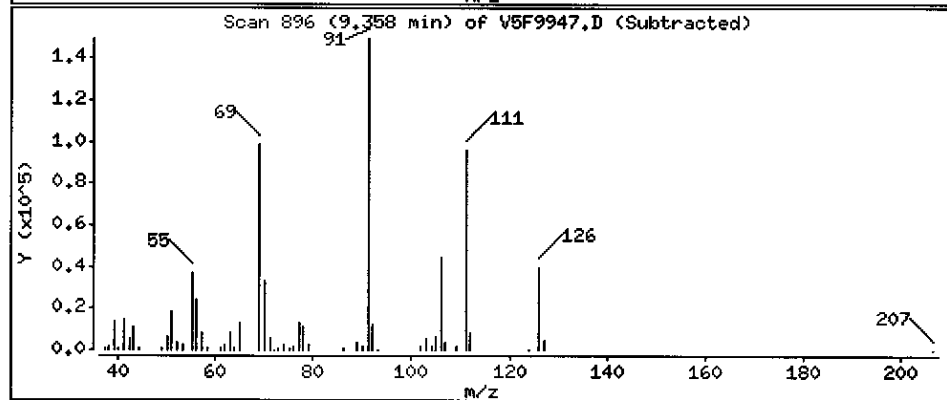
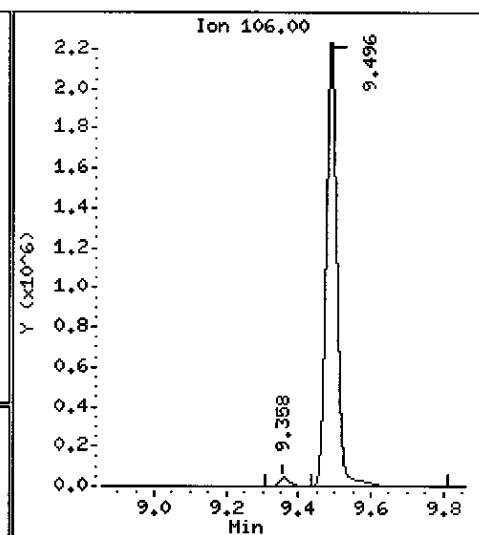
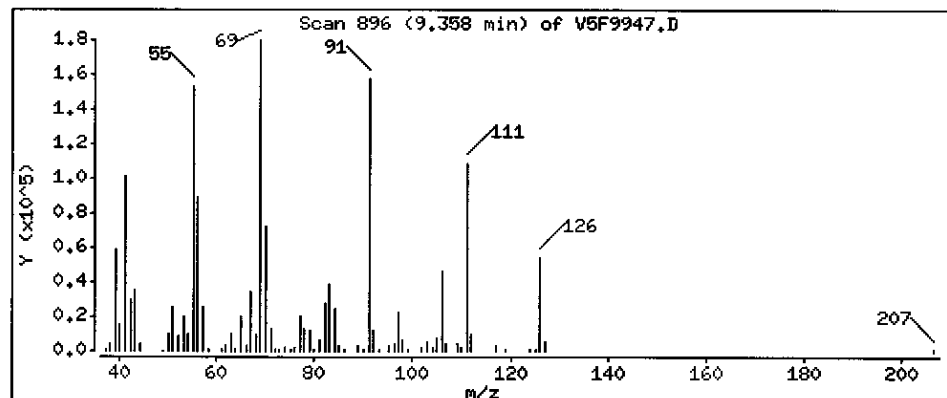
Operator: JC SRC: LIMS

Column phase: DB-624

Column diameter: 0.25

44 Ethylbenzene

Concentration: 37 ug/Kg



Data File: \\AVOGADRO\ORGANICS\organic\voa\V5.i\050513.B\VF9947.D

Date : 13-MAY-2005 13:38

Client ID: B-440

Instrument: v5.i

Sample Info: ,D0523-02A,,18114

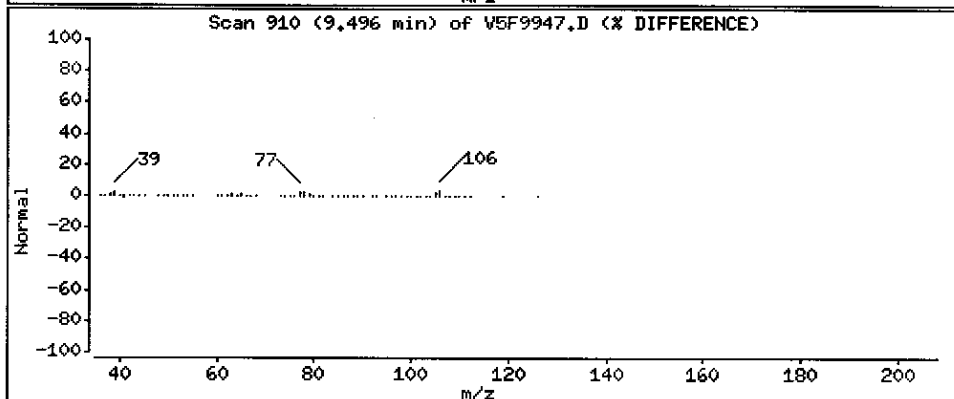
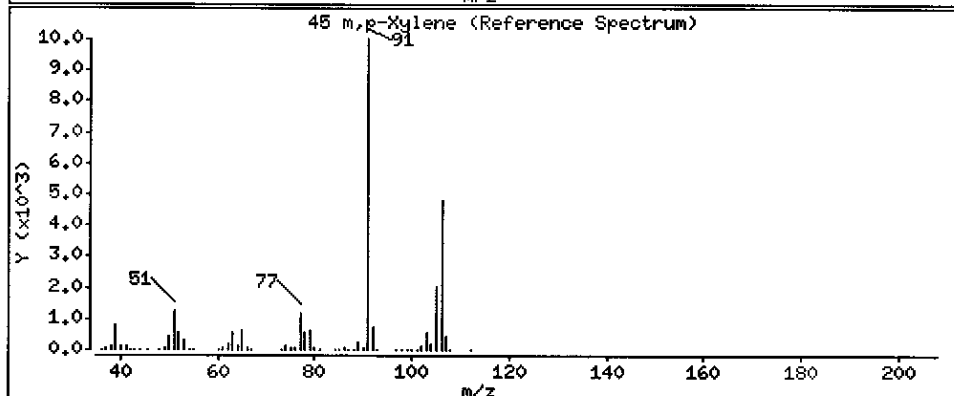
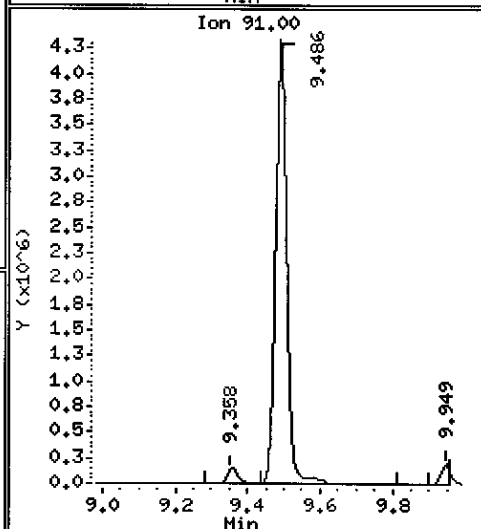
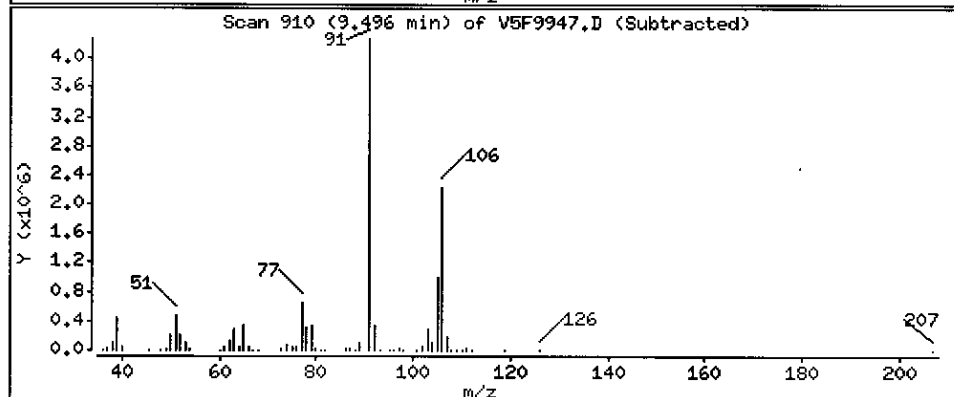
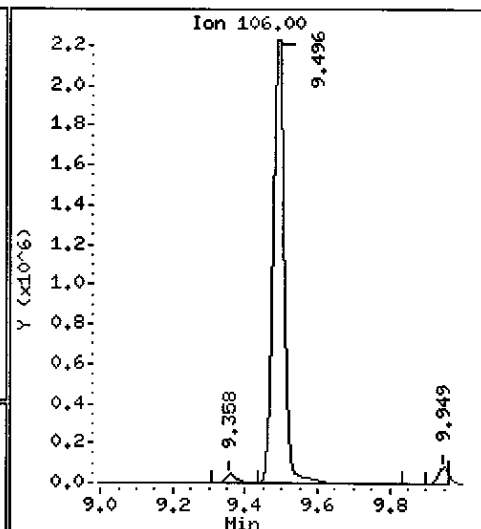
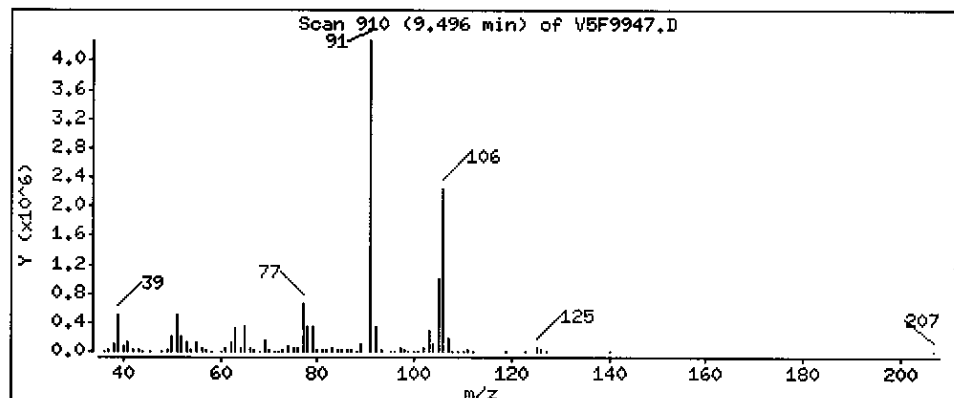
Operator: JC SRC: LIMS

Column phase: DB-624

Column diameter: 0.25

45 m,p-Xylene

Concentration: 1600 ug/Kg



Data File: \\AVOGADRO\ORGANICS\organic\voa\V5.i\050513.B\VF9947.D

Date : 13-MAY-2005 13:38

Client ID: B-440

Instrument: v5.i

Sample Info: ,D0523-02A,,18114

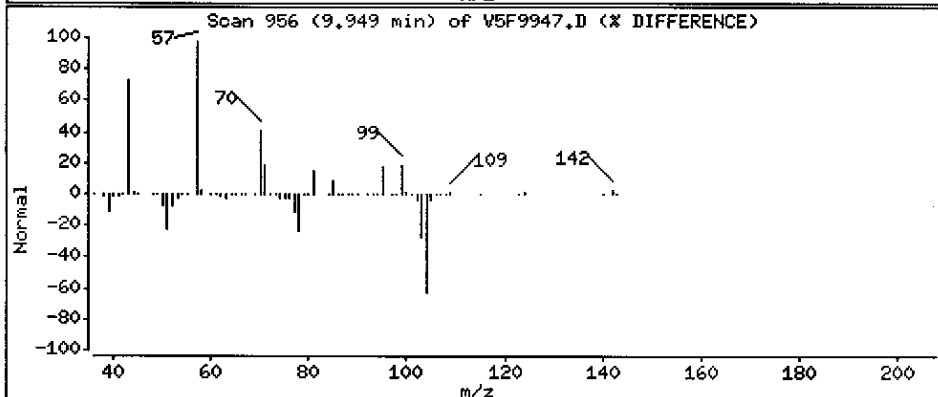
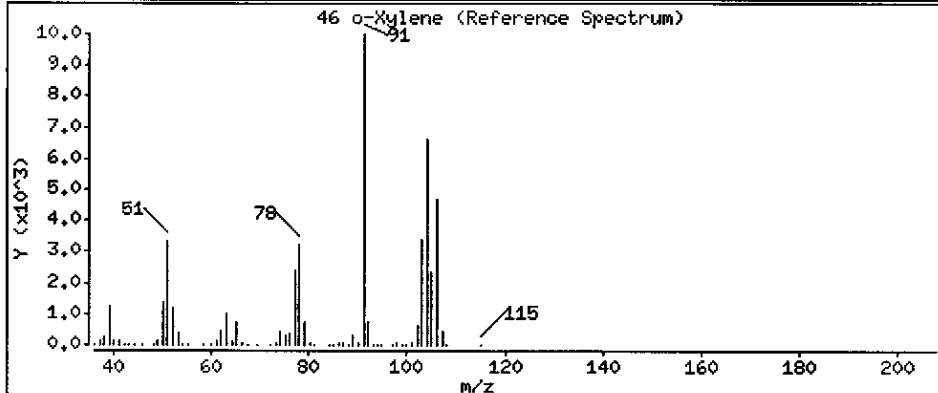
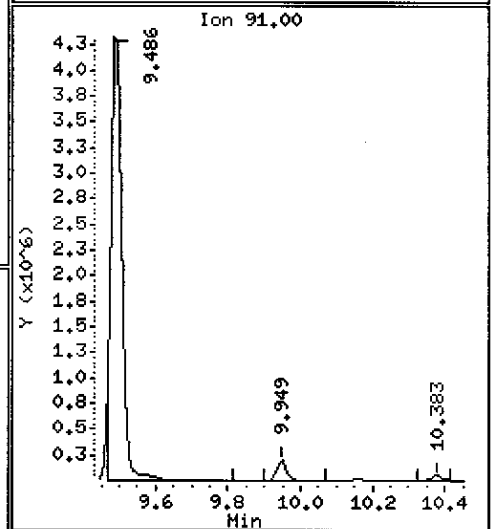
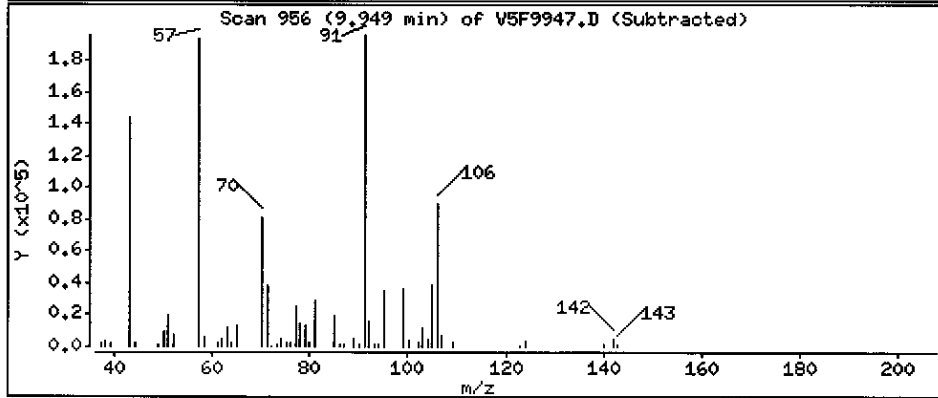
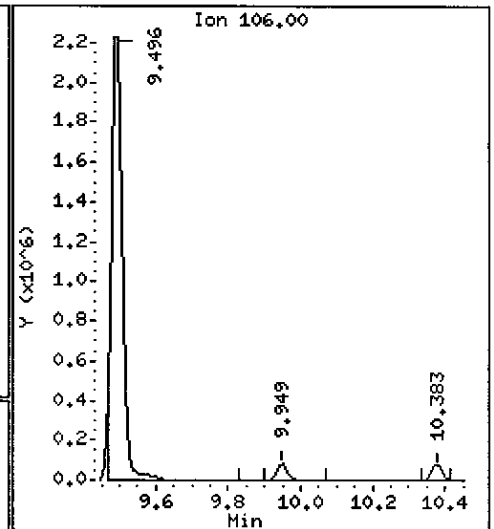
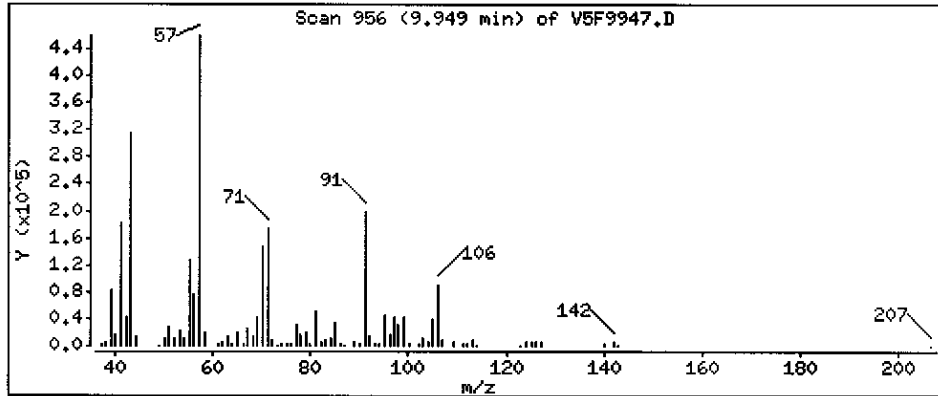
Operator: JC SRC: LIMS

Column phase: DB-624

Column diameter: 0.25

46 o-Xylene

Concentration: 64 ug/Kg



Data File: \\AVOGADRO\ORGANICS\organic\voa\050513.B\050513.D

Date : 13-MAY-2005 13:38

Client ID: B-440

Instrument: v5.i

Sample Info: ,D0523-02A,,18114

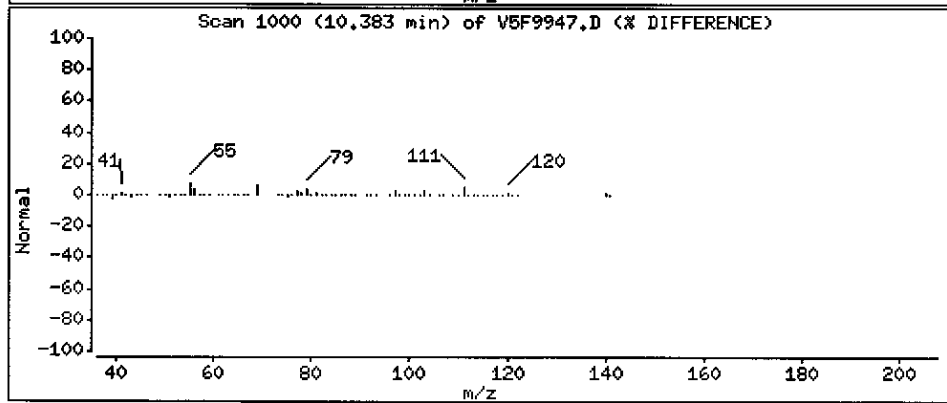
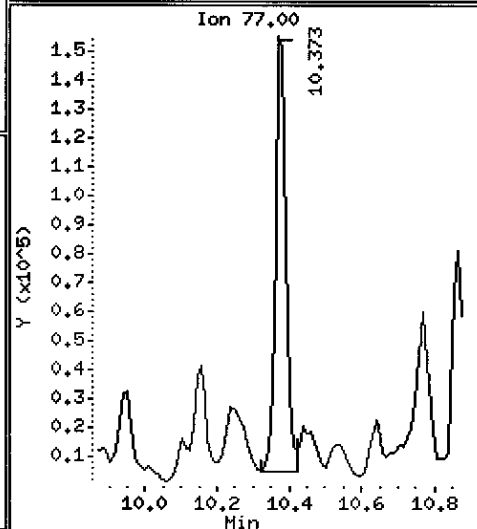
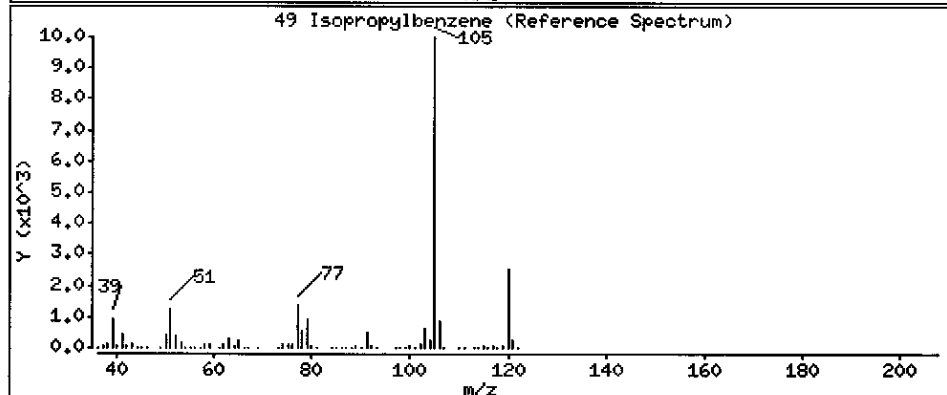
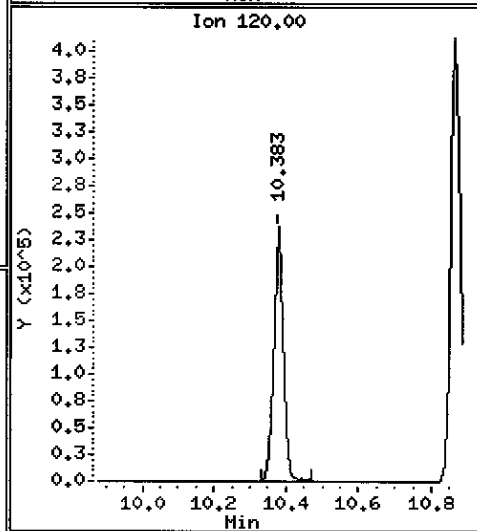
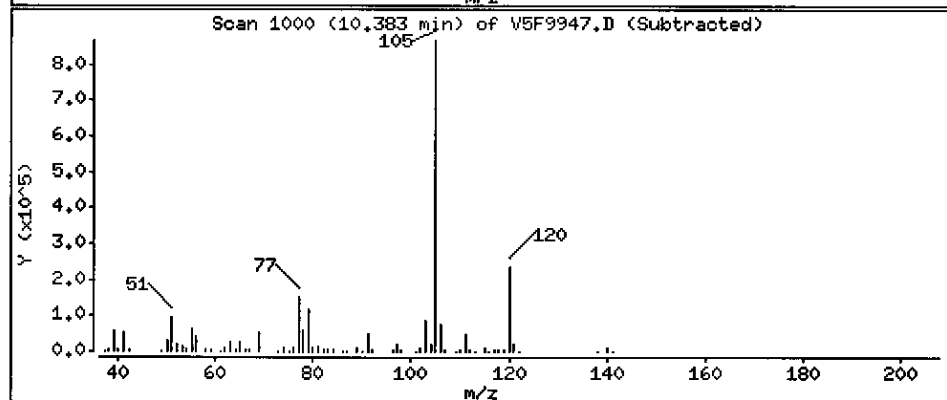
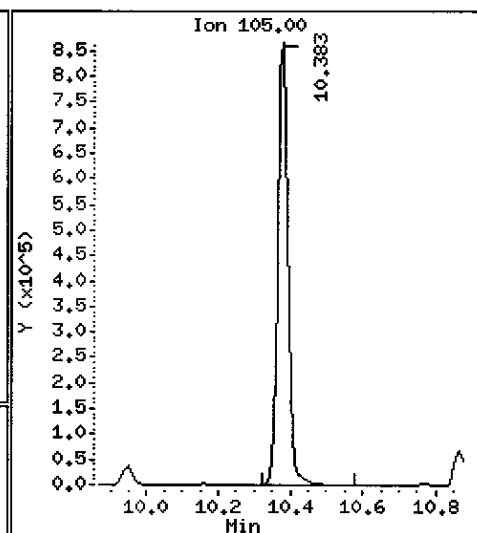
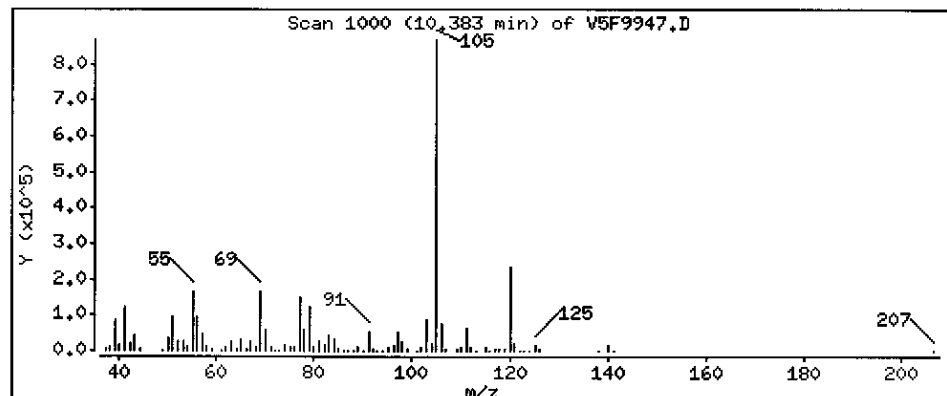
Operator: JC SRC: LIMS

Column phase: DB-624

Column diameter: 0.25

49 Isopropylbenzene

Concentration: 230 ug/Kg



Data File: \\AVOGADRO\ORGANICS\organic\voa\V5.i\050513.B\VF9947.D

Date : 13-MAY-2005 13:38

Client ID: B-440

Instrument: v5.i

Sample Info: ,D0523-02A,,18114

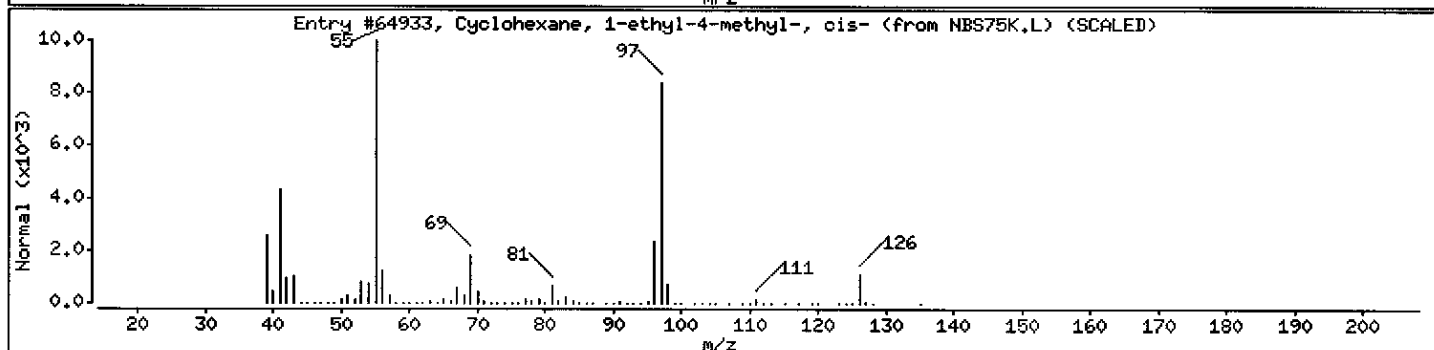
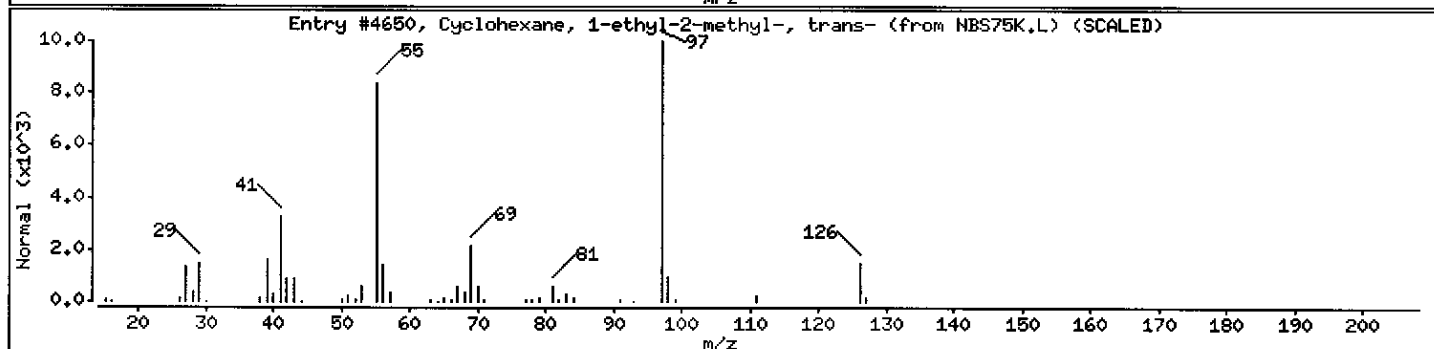
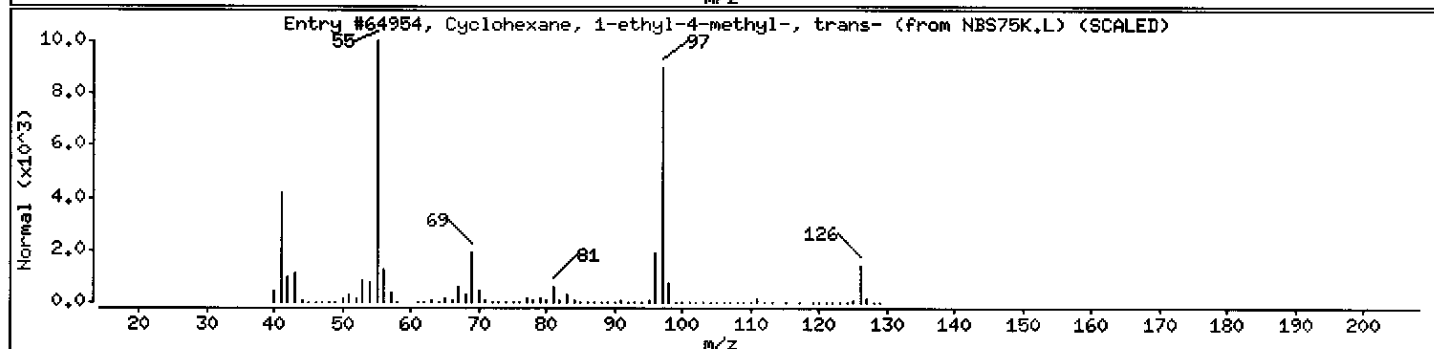
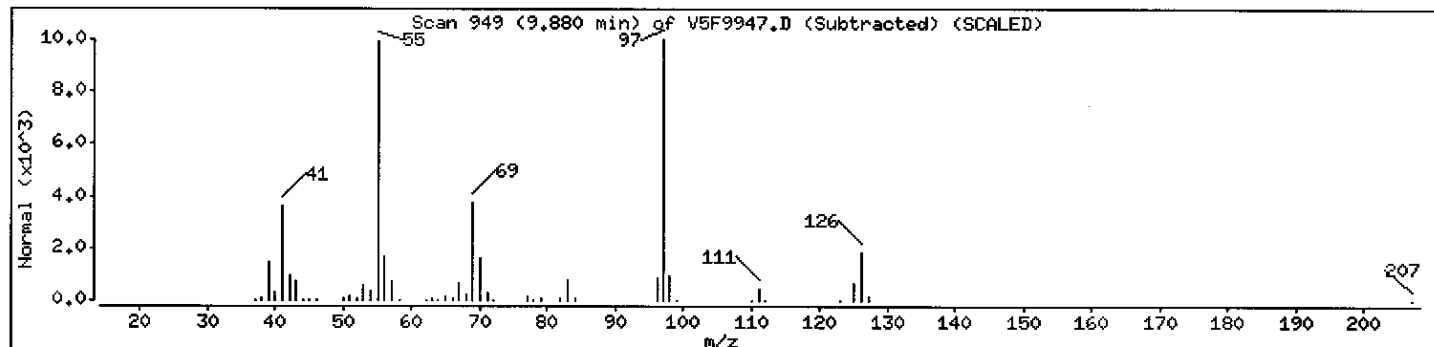
Column phase: DB-624

Operator: JC SRC: LIMS

Column diameter: 0.25

Library Search Compound Match  
Unknown

Library Search Compound Match	CAS Number	Library	Entry	Quality	Formula	Weight
Cyclohexane, 1-ethyl-4-methyl-, trans-	6236-88-0	NBS75K.L	64954	83	C9H18	126
Cyclohexane, 1-ethyl-2-methyl-, trans-	4923-78-8	NBS75K.L	4650	80	C9H18	126
Cyclohexane, 1-ethyl-4-methyl-, cis-	4926-78-7	NBS75K.L	64933	72	C9H18	126



Data File: \\AVOGADRO\ORGANICS\organic\voa\5.i\050513.B\5F9947.D

Date : 13-MAY-2005 13:38

Client ID: B-440

Instrument: v5.i

Sample Info: ,D0523-02A,,18114

Column phase: DB-624

Operator: JC SRC: LIMS

Column diameter: 0.25

Library Search Compound Match

Branched Alkane

Octane, 2,6-dimethyl-

CAS Number

Library

Entry

Quality

Formula

Weight

2051-30-1

NBS75K.L

66228

94

C<sub>10</sub>H<sub>22</sub>

142

Nonane, 3-methyl-

5911-04-6

NBS75K.L

8075

87

C<sub>10</sub>H<sub>22</sub>

142

Octane, 3,6-dimethyl-

15869-94-0

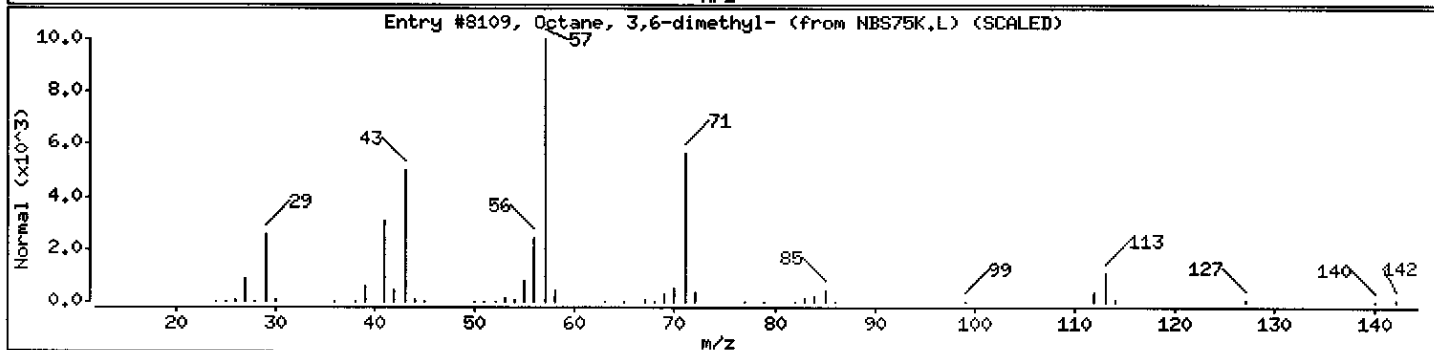
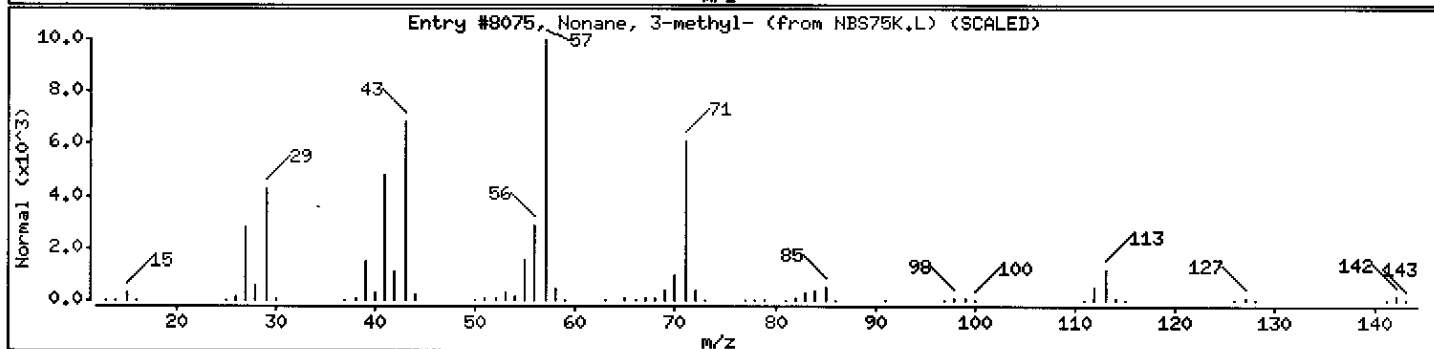
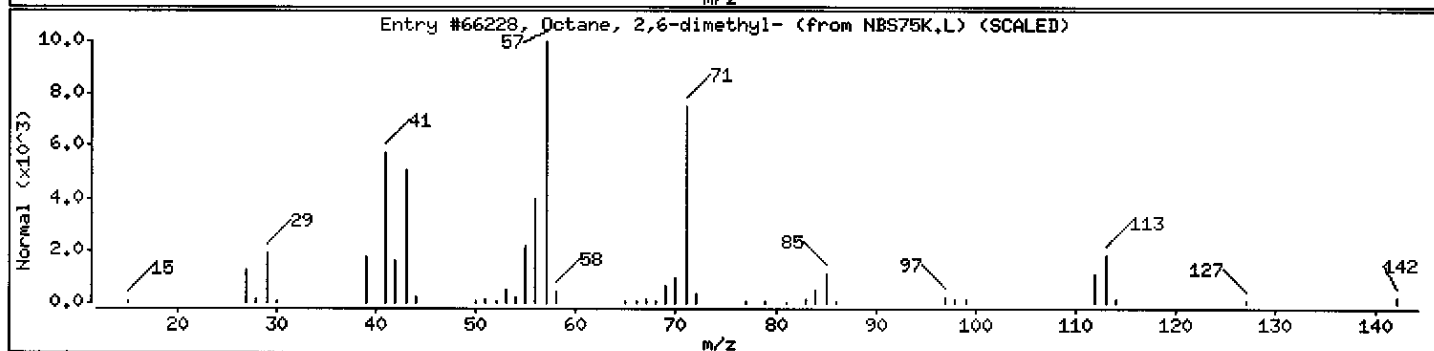
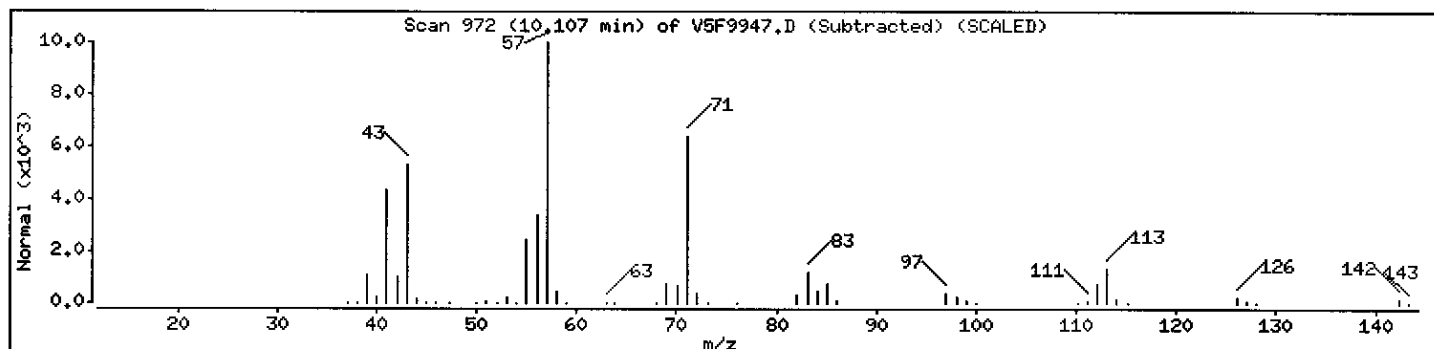
NBS75K.L

8109

87

C<sub>10</sub>H<sub>22</sub>

142



Data File: \\AVOGADRO\ORGANICS\organic\voa\V5.i\050513.B\VF9947.D

Date : 13-MAY-2005 13:38

Client ID: B-440

Instrument: v5.i

Sample Info: ,D0523-02A,,18114

Operator: JC SRC: LIMS

Column phase: DB-624

Column diameter: 0.25

Library Search Compound Match

CAS Number

Library

Entry

Quality

Formula

Weight

Cyclic Alkane

Cyclohexane, propyl-

1678-92-8

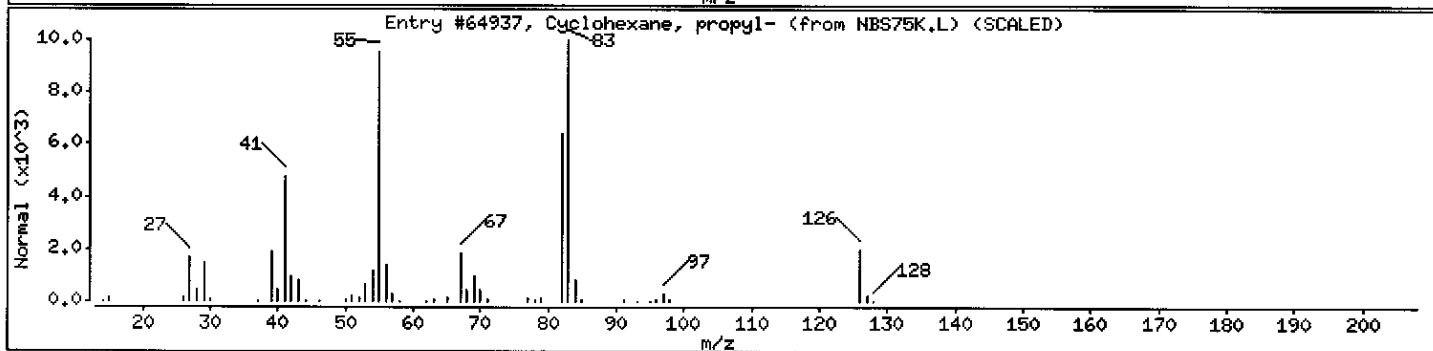
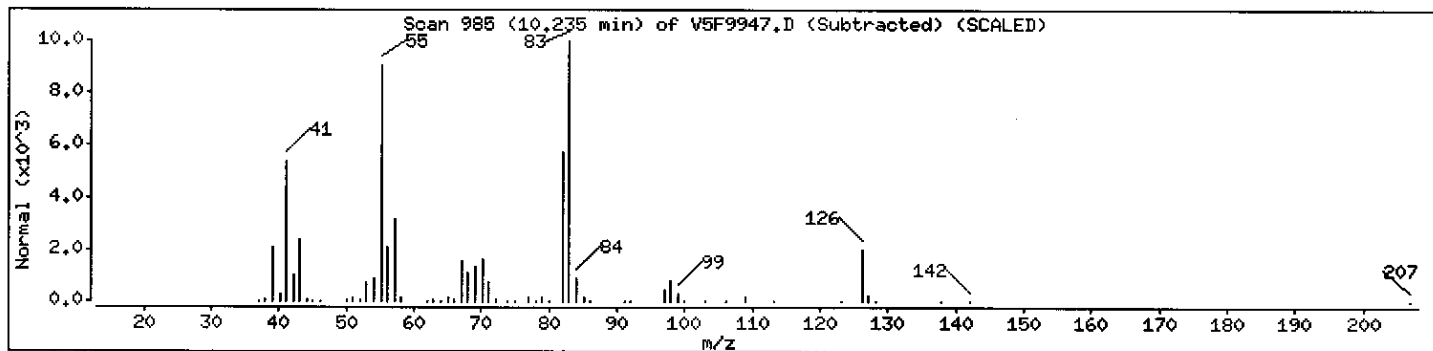
NBS75K.L

64937

90

C9H18

126





Data File: \\AVOGADRO\ORGANICS\organic\voa\V5.i\050513.B\VF9947.D

Date : 13-MAY-2005 13:38

Client ID: B-440

Instrument: v5.i

Sample Info: ,D0523-02A,,18114

Operator: JC SRC: LIMS

Column phase: DB-624

Column diameter: 0.25

Library Search Compound Match

CAS Number

Library

Entry

Quality

Formula

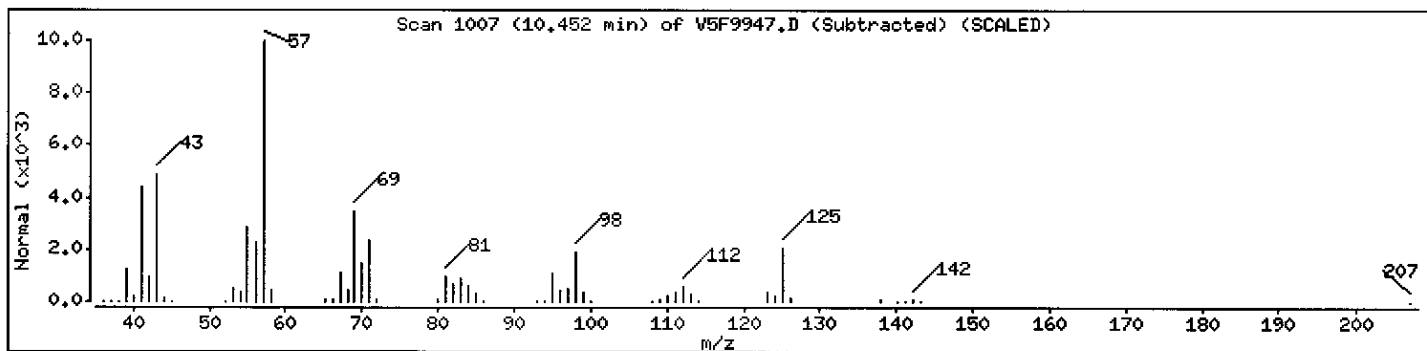
Weight

Unknown

0

0

0



Data File: \\AVOGADRO\ORGANICS\organic\voa\v5.i\050513.B\v5F9947.D

Date : 13-MAY-2005 13:38

Client ID: B-440

Instrument: v5.i

Sample Info: ,D0523-02A,,18114

Operator: JC SRC: LIMS

Column phase: DB-624

Column diameter: 0.25

Library Search Compound Match

CAS Number

Library

Entry

Quality

Formula

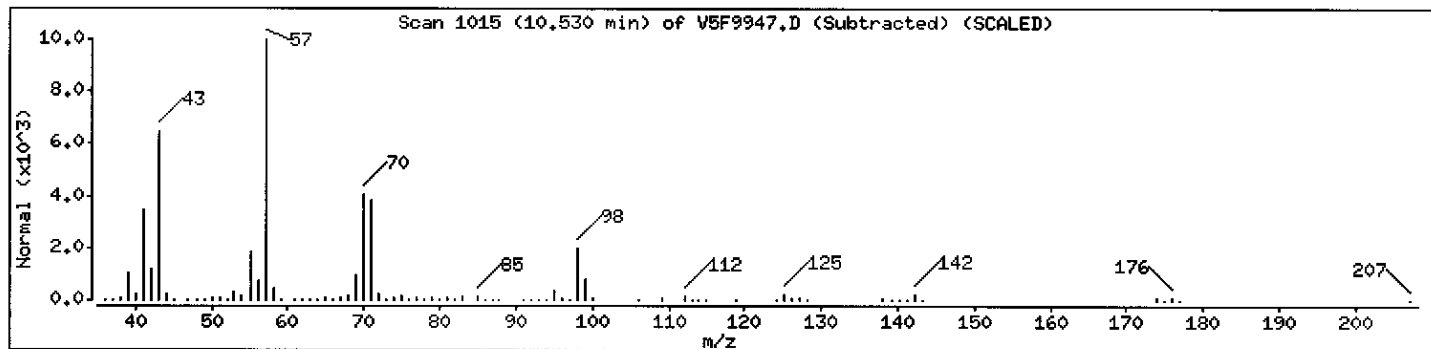
Weight

Unknown

0

0

0



Data File: \\AVOCADRO\ORGANICS\organic\voa\V5.i\050513.B\V5F9947.D

Date : 13-MAY-2005 13:38

Client ID: B-440

Instrument: v5.i

Sample Info: ,D0523-02A,,18114

Operator: JC SRC: LIMS

Column phase: DB-624

Column diameter: 0.25

Library Search Compound Match

CAS Number

Library

Entry

Quality

Formula

Weight

Unknown

2-Octene, 2,6-dimethyl-

4057-42-5

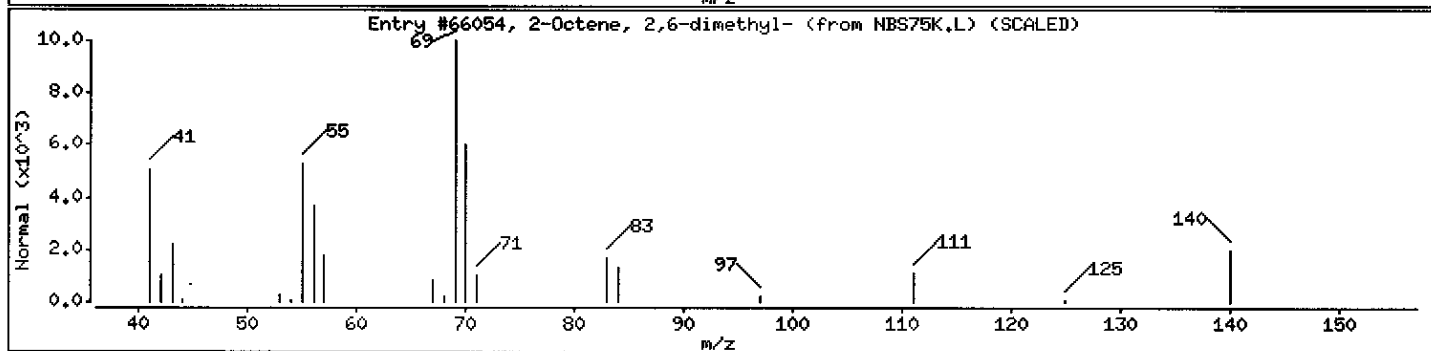
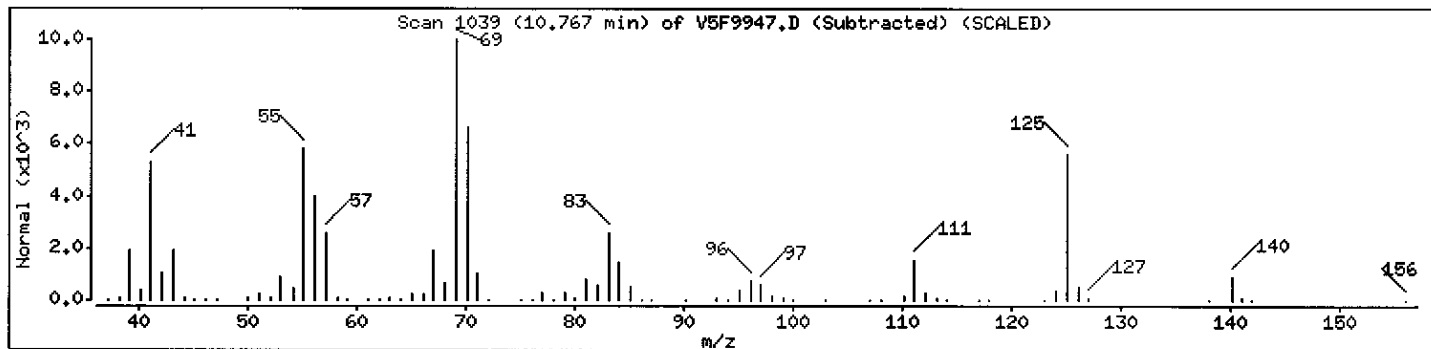
NBS75K.L

66054

68

C<sub>10</sub>H<sub>20</sub>

140



Data File: \\AVOGADRO\ORGANICS\organic\voa\W5.i\050513.B\W5F9947.D

Date : 13-MAY-2005 13:38

Client ID: B-440

Instrument: v5.i

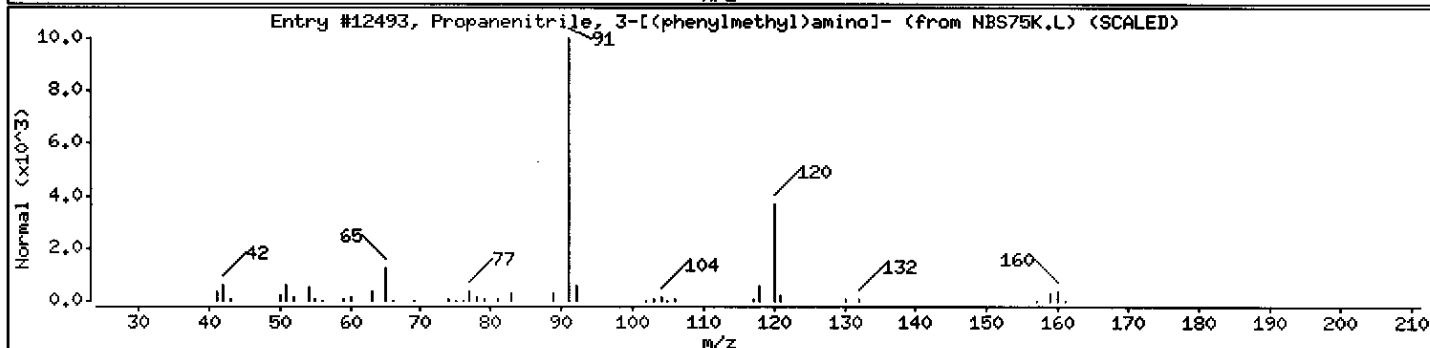
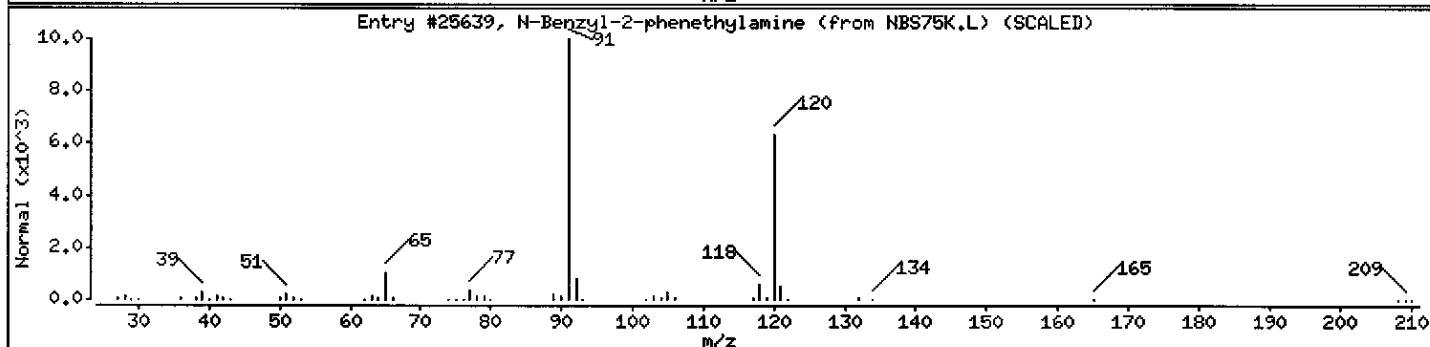
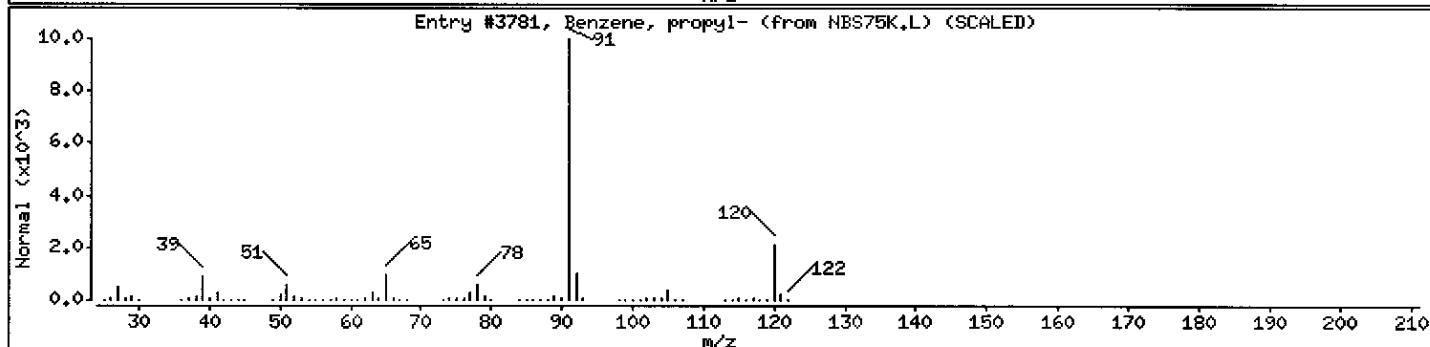
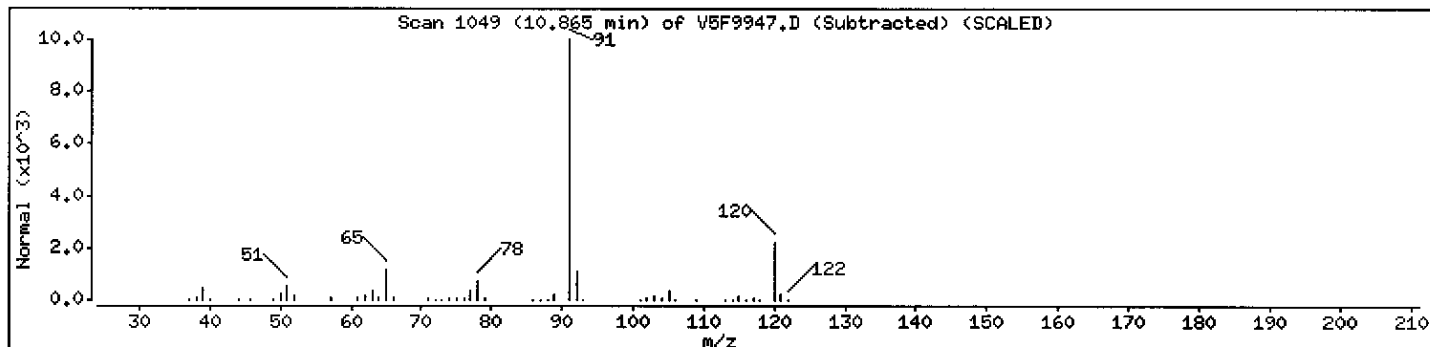
Sample Info: ,D0523-02A,,18114

Column phase: DB-624

Operator: JC SRC: LIMS

Column diameter: 0.25

Library Search Compound Match	CAS Number	Library	Entry	Quality	Formula	Weight
Benzene, propyl-	103-65-1	NBS75K.L	3781	91	C9H12	120
N-Benzyl-2-phenethylamine	3647-71-0	NBS75K.L	25639	78	C15H17N	211
Propanenitrile, 3-[(phenylmethyl)amino]-	706-03-6	NBS75K.L	12493	72	C10H12N2	160



Data File: \\AVOGADRO\ORGANICS\organic\voa\V5.i\050513.B\V5F9947.D

Date : 13-MAY-2005 13:38

Client ID: B-440

Instrument: v5.i

Sample Info: ,D0523-02A,,18114

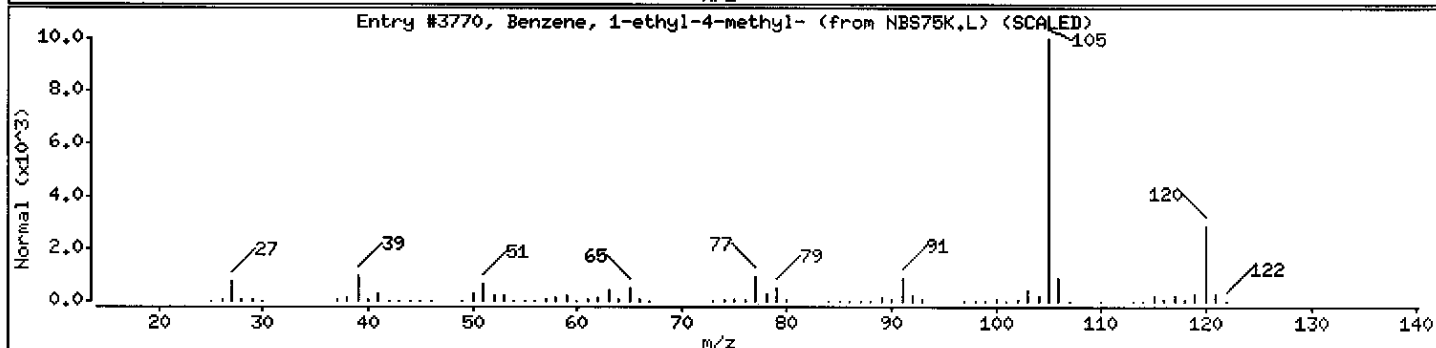
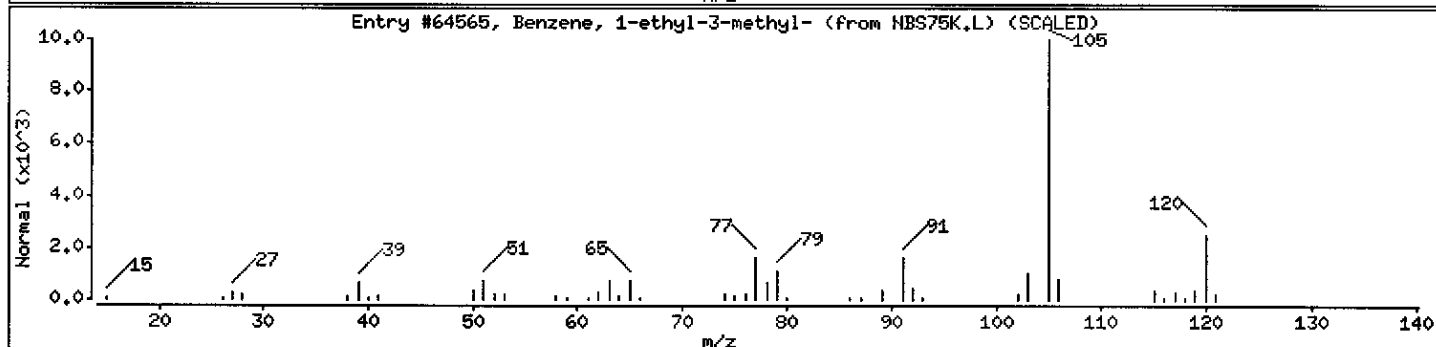
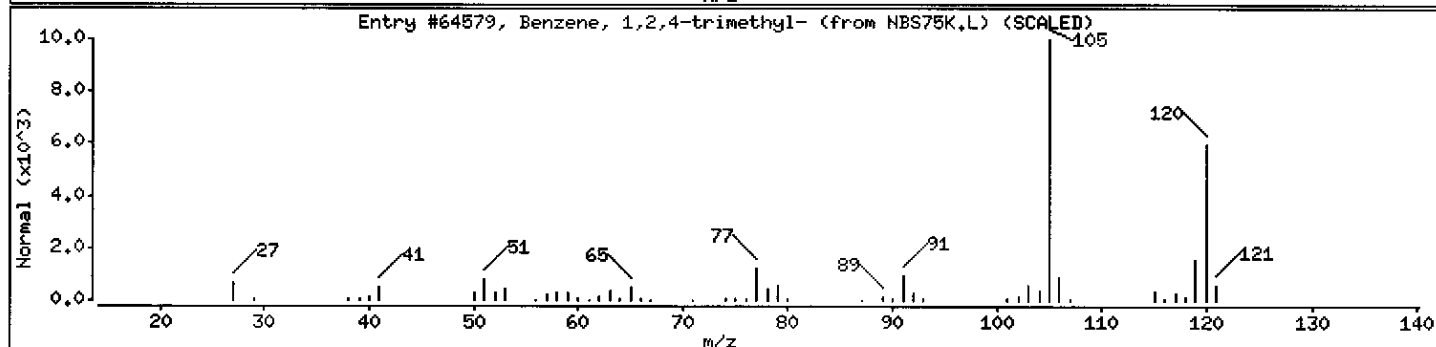
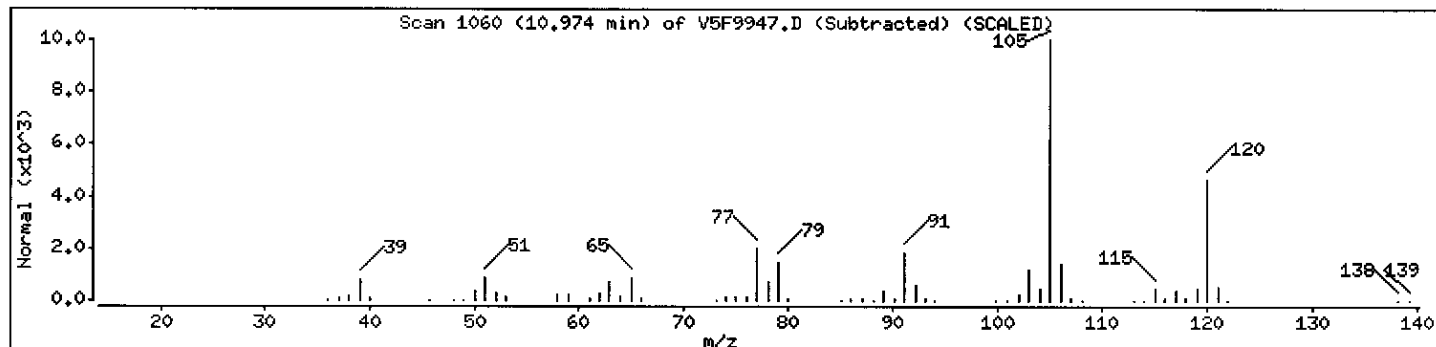
Column phase: DB-624

Operator: JC SRC: LIMS

Column diameter: 0.25

Library Search Compound Match

Library Search Compound Match	CAS Number	Library	Entry	Quality	Formula	Weight
Benzene, 1,2,4-trimethyl-	95-63-6	NBS75K.L	64579	91	C9H12	120
Benzene, 1-ethyl-3-methyl-	620-14-4	NBS75K.L	64565	90	C9H12	120
Benzene, 1-ethyl-4-methyl-	622-96-8	NBS75K.L	3770	90	C9H12	120



Data File: \\AVOGADRO\ORGANICS\organic\voa\V5.i\050513.B\V5F9947.D

Date : 13-MAY-2005 13:38

Client ID: B-440

Instrument: v5.i

Sample Info: ,D0523-02A,,18114

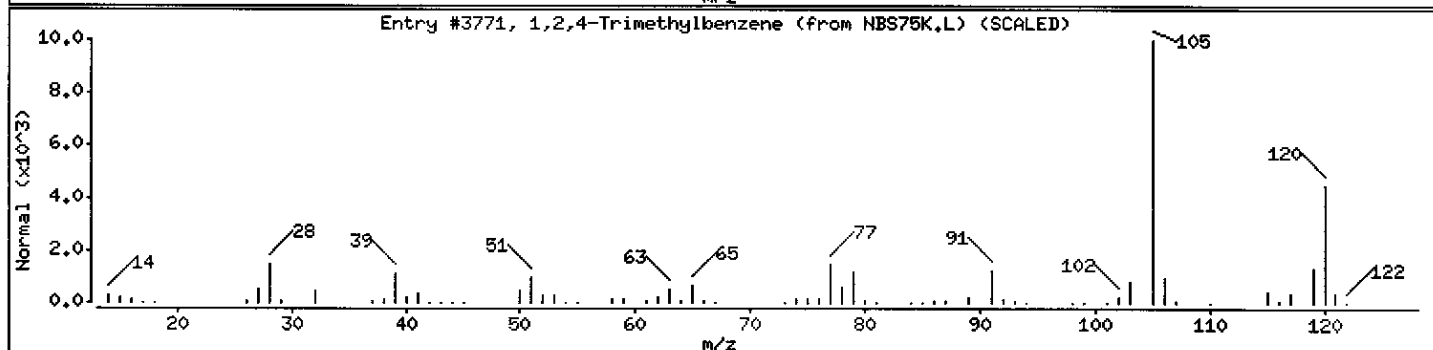
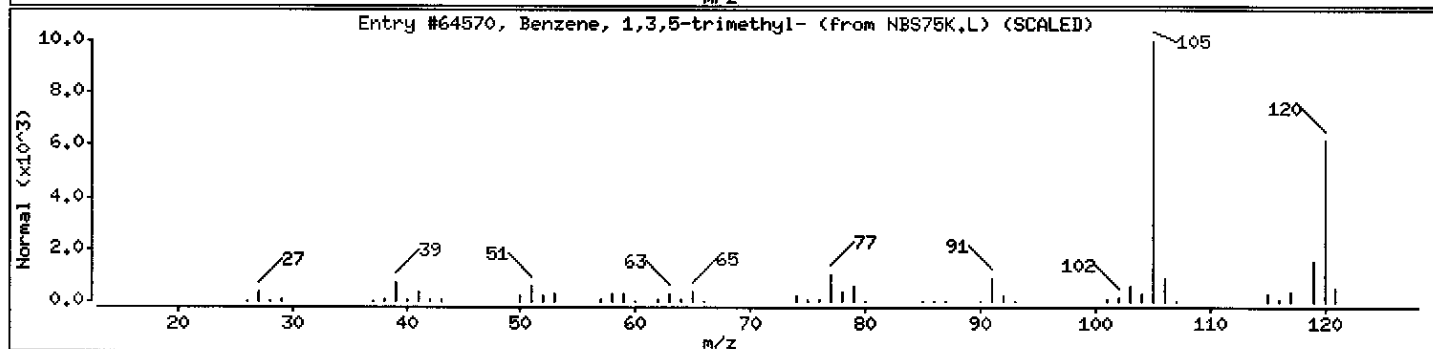
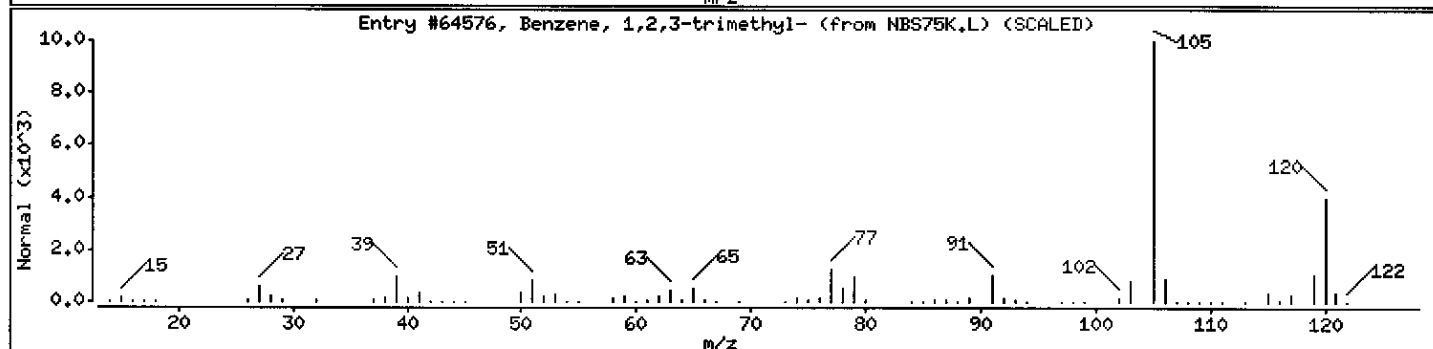
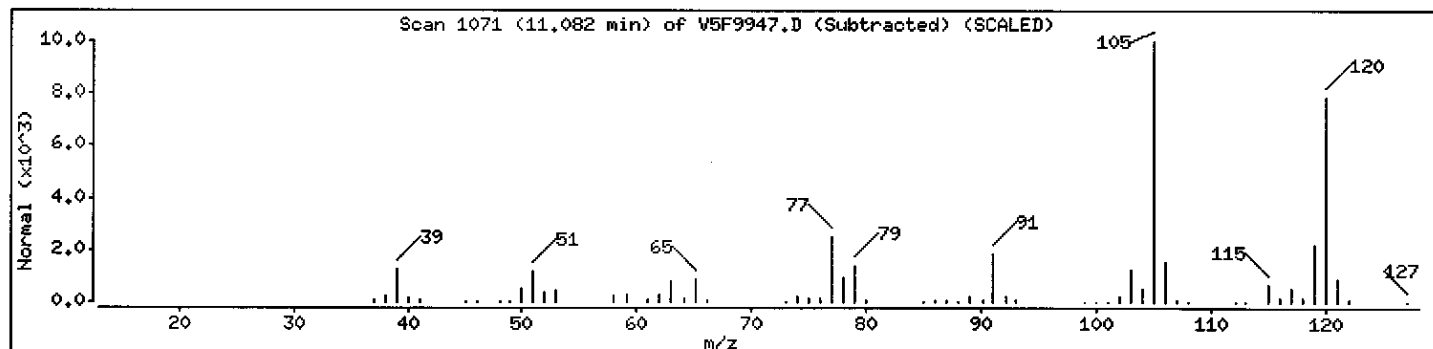
Column phase: DB-624

Operator: JC SRC: LIMS

Column diameter: 0.25

Library Search Compound Match

Library Search Compound Match	CAS Number	Library	Entry	Quality	Formula	Weight
Benzene, 1,2,3-trimethyl-	526-73-8	NBS75K.L	64576	93	C9H12	120
Benzene, 1,3,5-trimethyl-	108-67-8	NBS75K.L	64570	91	C9H12	120
1,2,4-Trimethylbenzene	95-36-3	NBS75K.L	3771	91	C9H12	120



Data File: \\AVOGADRO\ORGANICS\organic\voa\v5.i\050513.B\VF9947.D

Date : 13-MAY-2005 13:38

Client ID: B-440

Instrument: v5.i

Sample Info: ,D0523-02A,,18114

Operator: JC SRC: LIMS

Column phase: DB-624

Column diameter: 0.25

Library Search Compound Match

CAS Number

Library

Entry

Quality

Formula

Weight

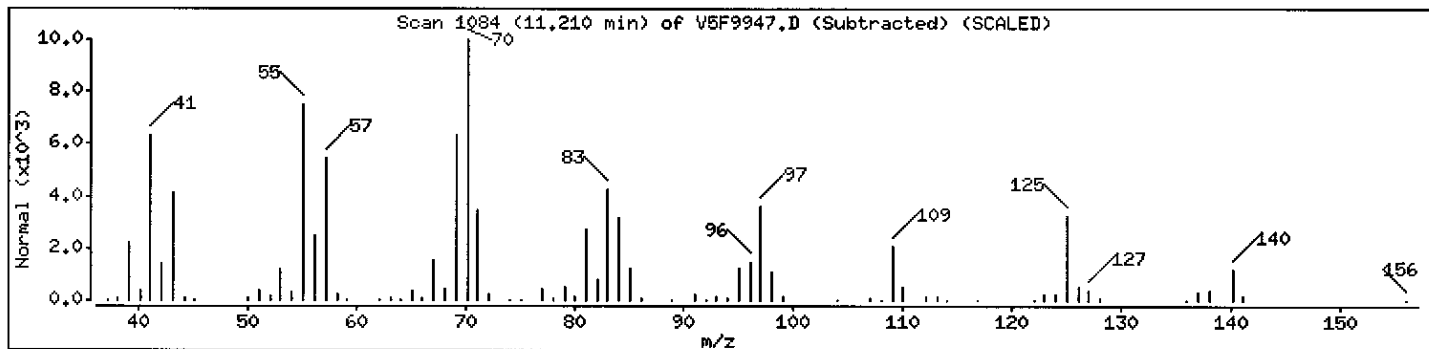
Unknown

Unknown

0

0

0



Data File: \\AVOGADRO\ORGANICS\organic\voa\V5.i\050513.B\VF9947.D

Date : 13-MAY-2005 13:38

Client ID: B-440

Instrument: v5.i

Sample Info: ,D0523-02A,,18114

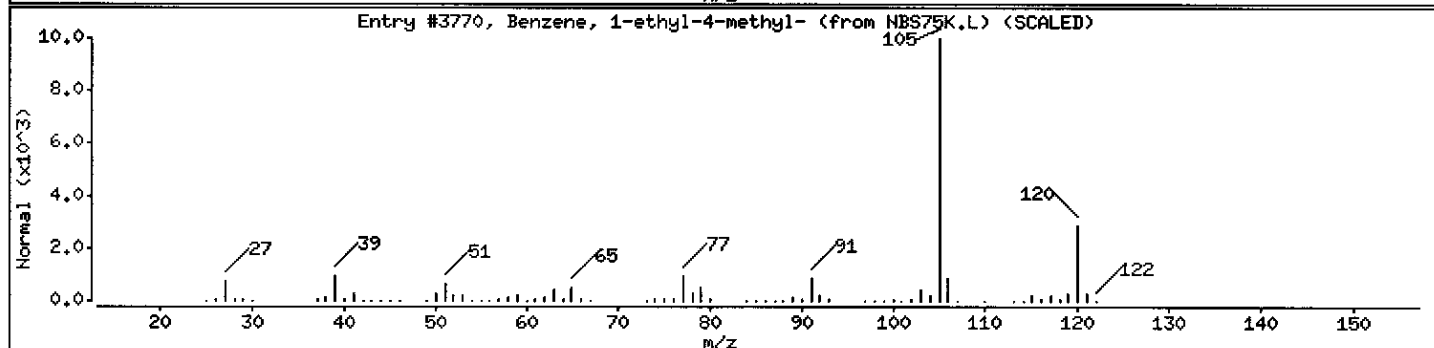
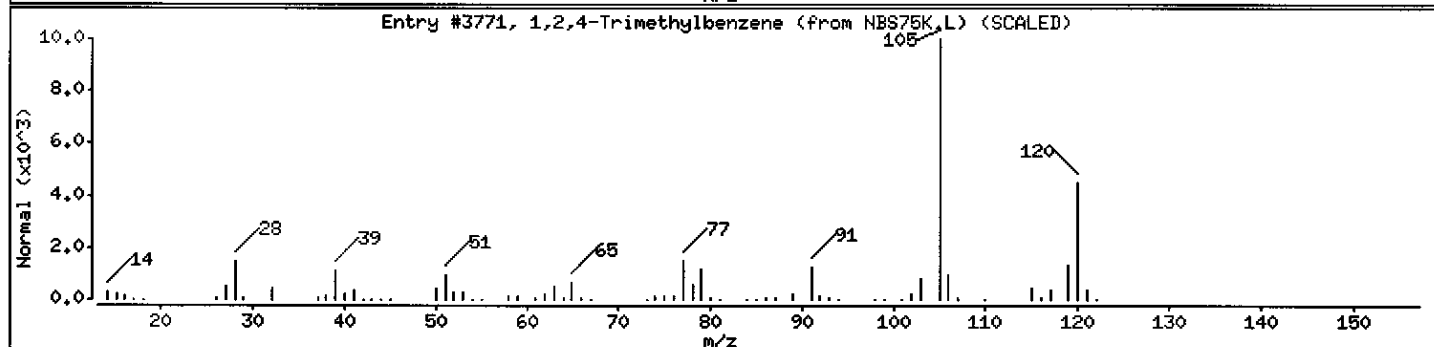
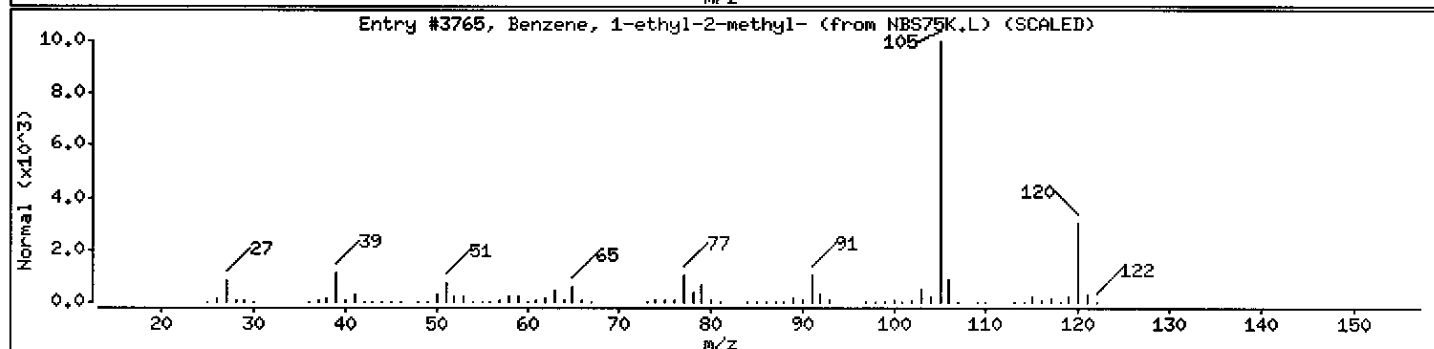
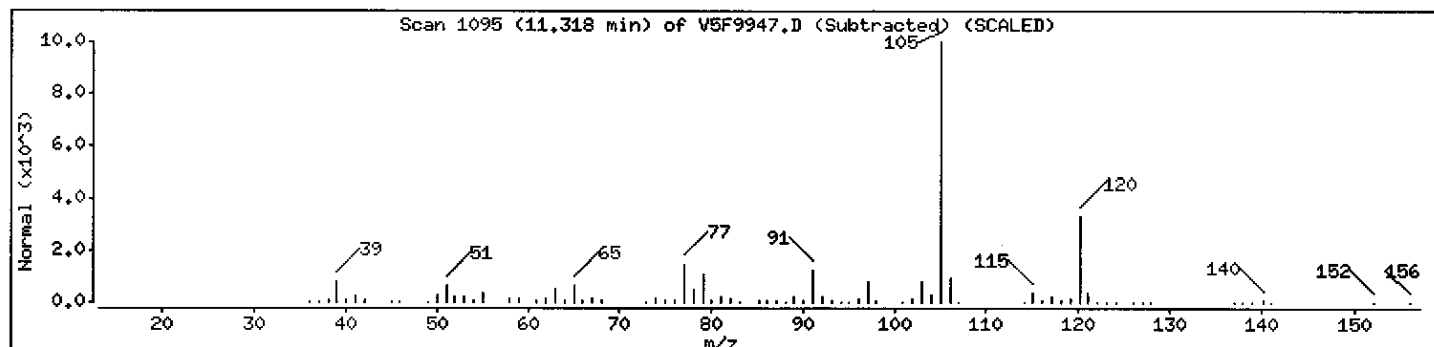
Column phase: DB-624

Operator: JC SRC: LIMS

Column diameter: 0.25

Library Search Compound Match

Library Search Compound Match	CAS Number	Library	Entry	Quality	Formula	Weight
Benzene, 1-ethyl-2-methyl-	611-14-3	NBS75K.L	3765	95	C9H12	120
1,2,4-Trimethylbenzene	95-36-3	NBS75K.L	3771	93	C9H12	120
Benzene, 1-ethyl-4-methyl-	622-96-8	NBS75K.L	3770	90	C9H12	120





Data File: \\AVOCADRO\ORGANICS\organic\voa\V5.i\050513.B\V5F9947.D

Date : 13-MAY-2005 13:38

Client ID: B-440

Instrument: v5.i

Sample Info: ,D0523-02A,,18114

Column phase: DB-624

Operator: JC SRC: LIMS

Column diameter: 0.25

Library Search Compound Match

Unknown

Nonane, 2,5-dimethyl-

CAS Number

17302-27-1

Library

NBS75K.L

Entry

11616

Quality

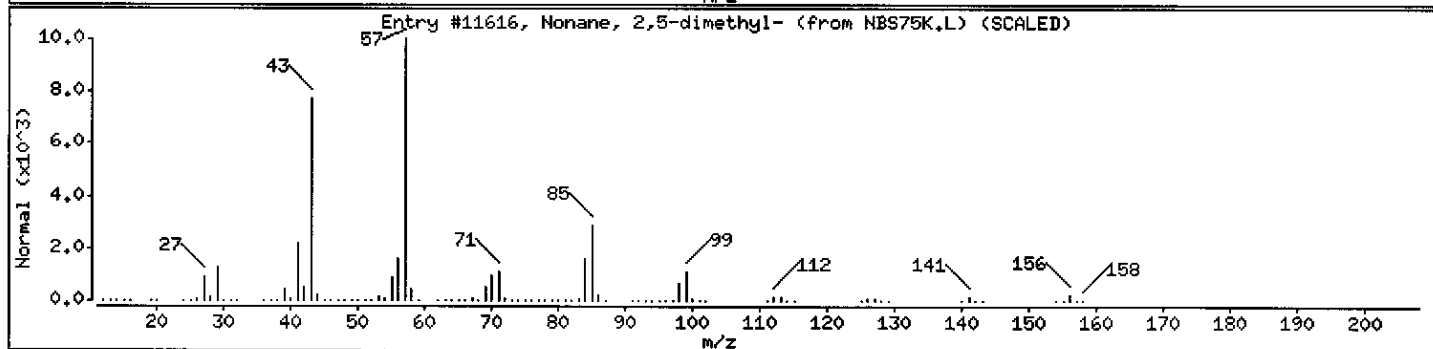
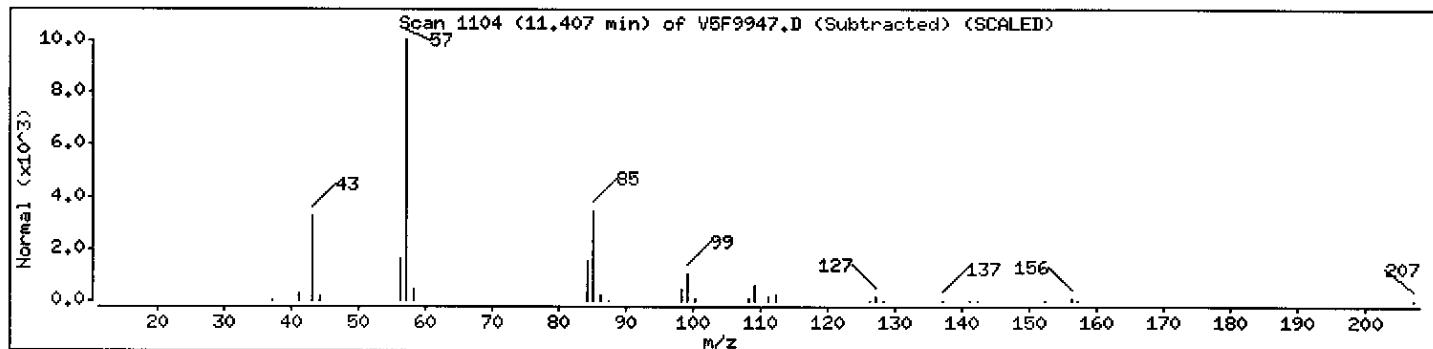
72

Formula

C<sub>11</sub>H<sub>24</sub>

Weight

156



Date : 13-MAY-2005 13:38

Client ID: B-440

Instrument: v5.i

Sample Info: ,D0523-02A,,18114

Column phase: DB-624

Operator: JC SRC: LIMS

Column diameter: 0.25

## Library Search Compound Match

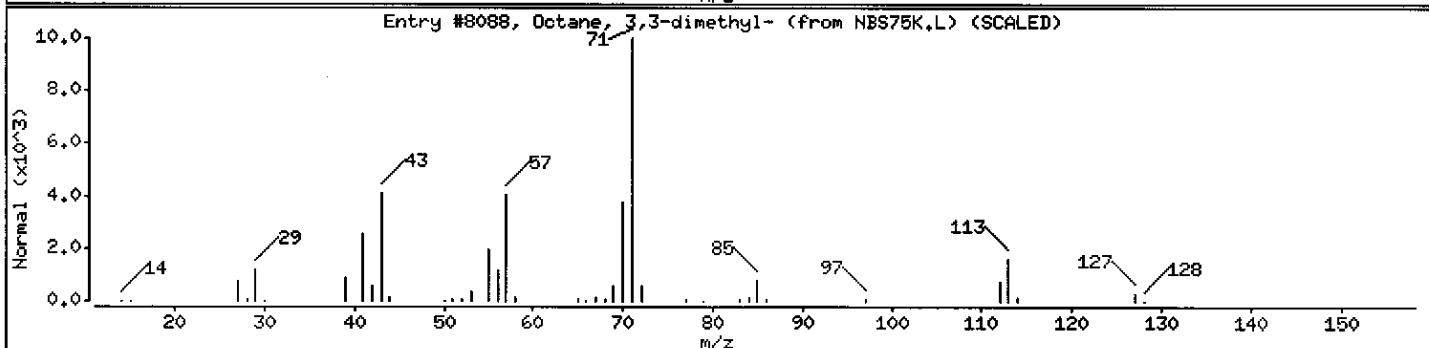
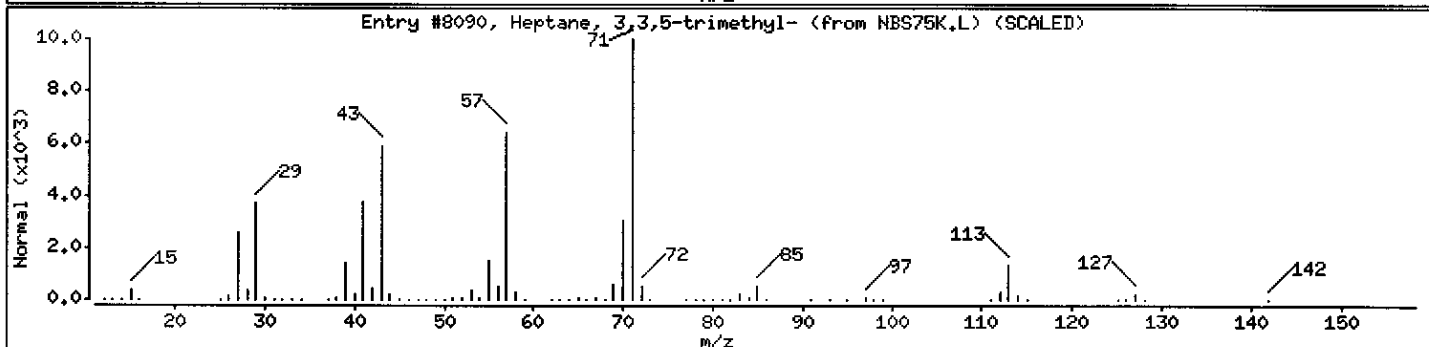
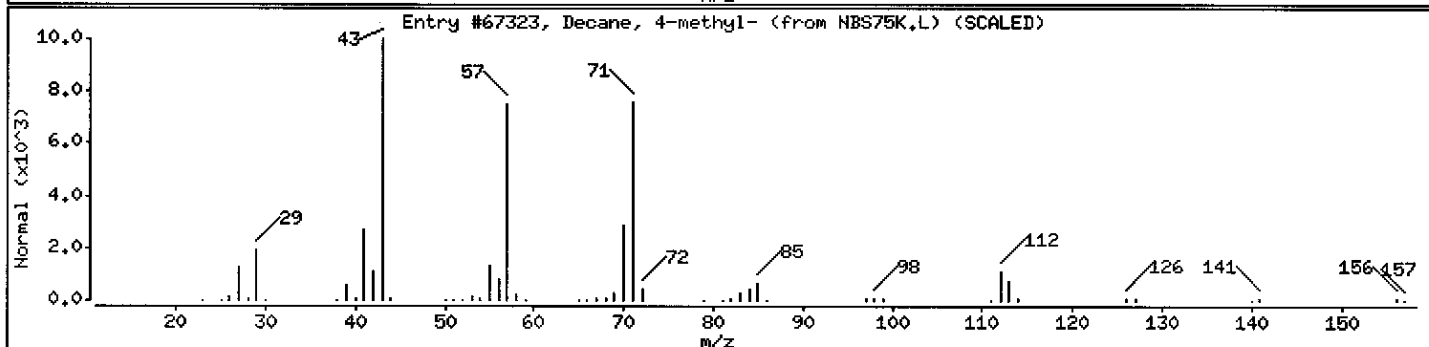
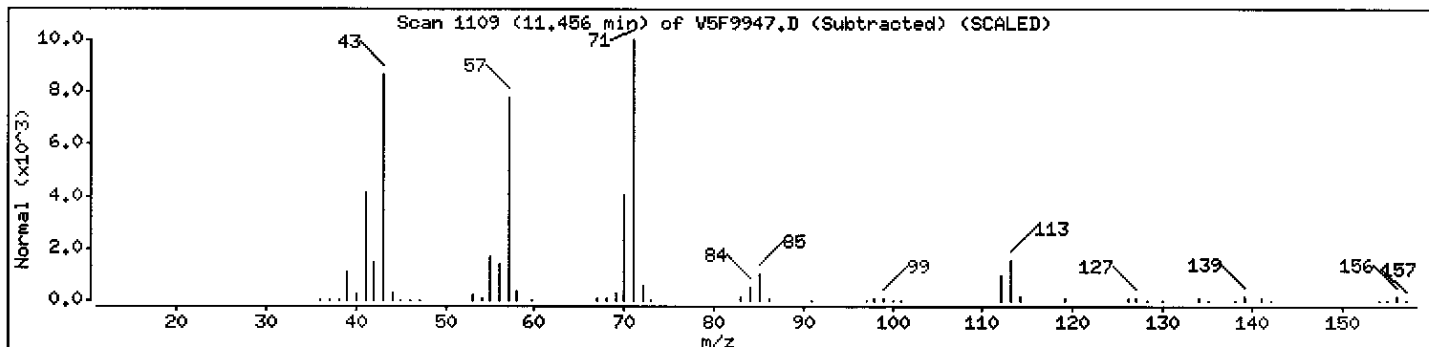
## Branched Alkane

Decane, 4-methyl-

CAS Number	Library	Entry	Quality	Formula	Weight
2847-72-5	NBS75K.L	67323	87	C <sub>11</sub> H <sub>24</sub>	156
7154-80-5	NBS75K.L	8090	78	C <sub>10</sub> H <sub>22</sub>	142
4110-44-5	NBS75K.L	8088	78	C <sub>10</sub> H <sub>22</sub>	142

Heptane, 3,3,5-trimethyl-

Octane, 3,3-dimethyl-



Data File: \\AVOGADRO\ORGANICS\organic\voa\V5.i\050513.B\V5F9947.D

Date : 13-MAY-2005 13:38

Client ID: B-440

Instrument: v5.i

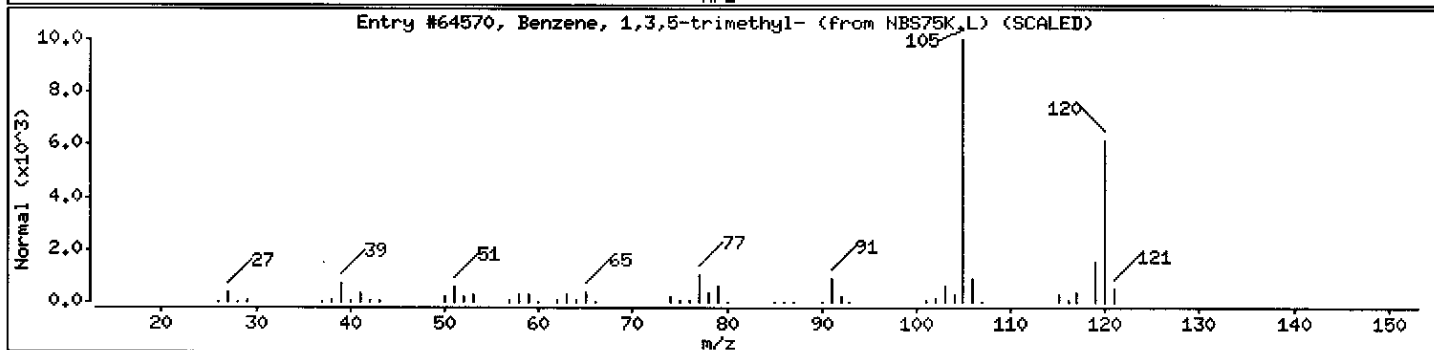
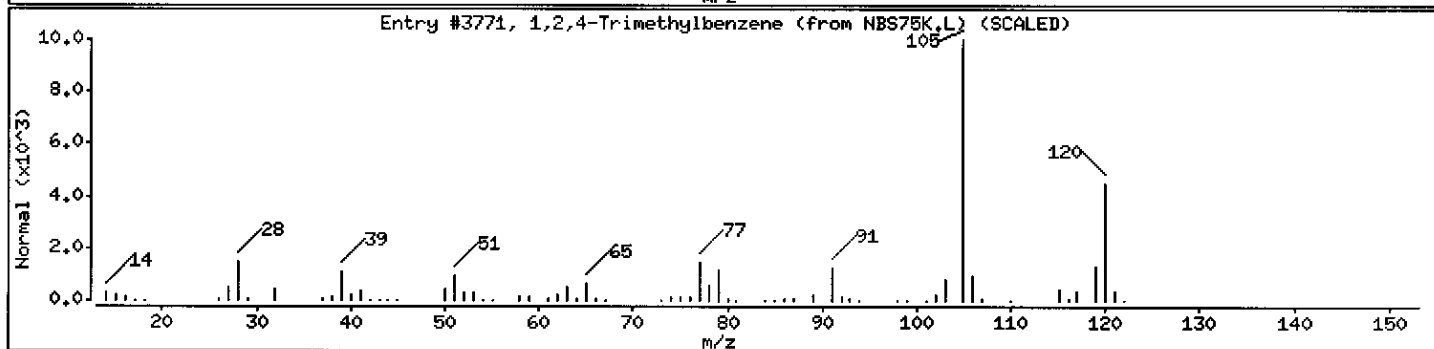
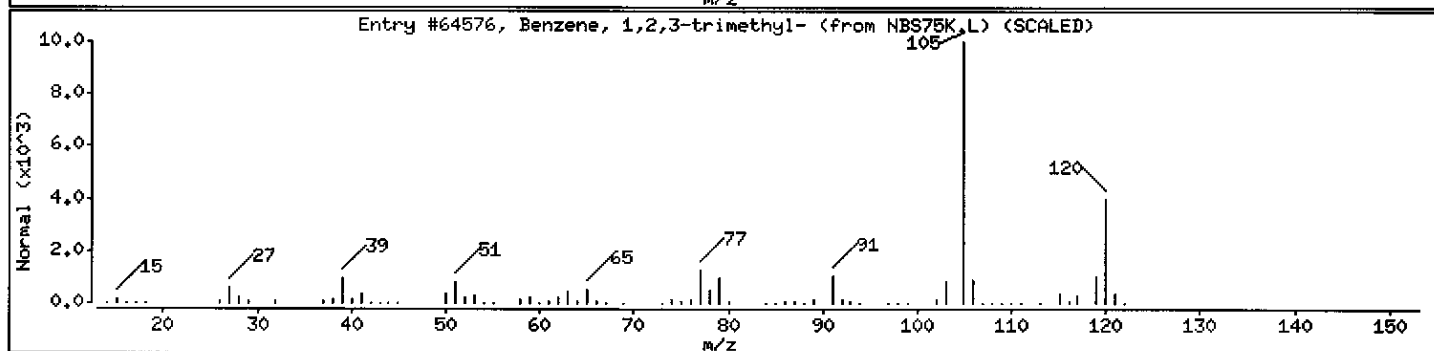
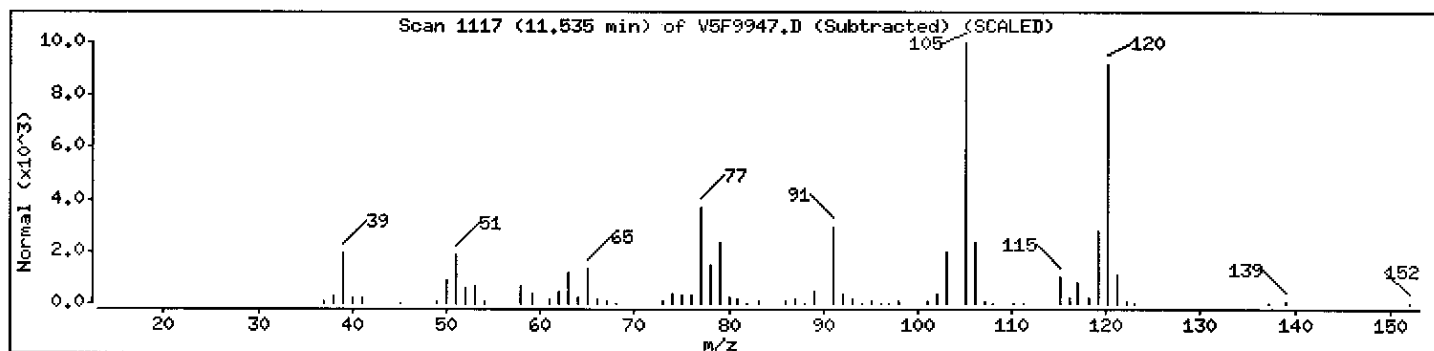
Sample Info: ,D0523-02A,,18114

Operator: JC SRC: LIMS

Column phase: DB-624

Column diameter: 0.25

Library Search Compound Match	CAS Number	Library	Entry	Quality	Formula	Weight
Benzene, 1,2,3-trimethyl-	526-73-8	NBS75K.L	64576	94	C9H12	120
1,2,4-Trimethylbenzene	95-36-3	NBS75K.L	3771	91	C9H12	120
Benzene, 1,3,5-trimethyl-	108-67-8	NBS75K.L	64570	87	C9H12	120



Data File: \\AVOGADRO\ORGANICS\organic\voa\v5.i\050513.B\V5F9947.D

Date : 13-MAY-2005 13:38

Client ID: B-440

Instrument: v5.i

Sample Info: ,D0523-02A,,18114

Operator: JC SRC: LIMS

Column phase: DB-624

Column diameter: 0.25

Library Search Compound Match

CAS Number

Library

Entry

Quality

Formula

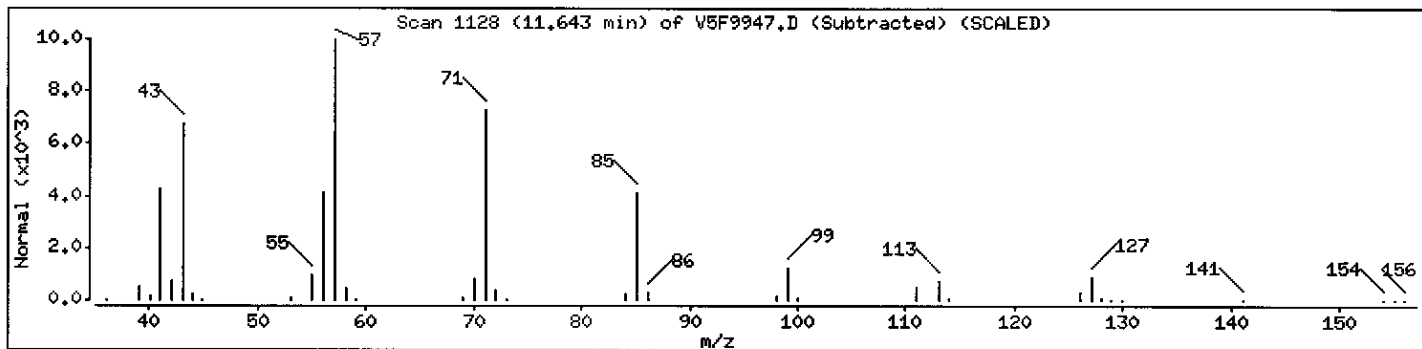
Weight

Unknown

0

0

0



Data File: \\AVOGADRO\ORGANICS\organic\voa\V5.i\050513.B\V5F9947.D

Date : 13-MAY-2005 13:38

Client ID: B-440

Instrument: v5.i

Sample Info: ,D0523-02A,,18114

Operator: JC SRC: LIMS

Column phase: DB-624

Column diameter: 0.25

Library Search Compound Match

CAS Number

Library

Entry

Quality

Formula

Weight

Unknown

Benzene, (1-methylpropyl)-

135-98-8

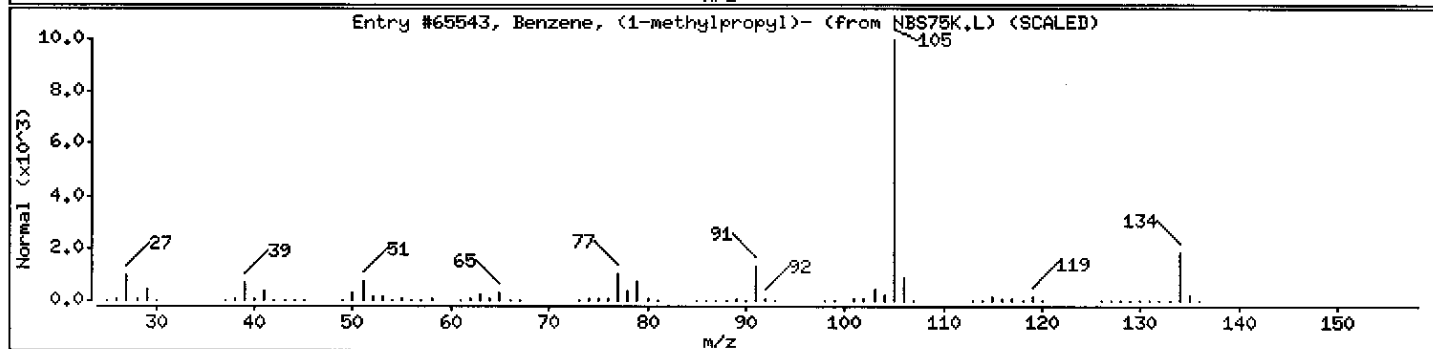
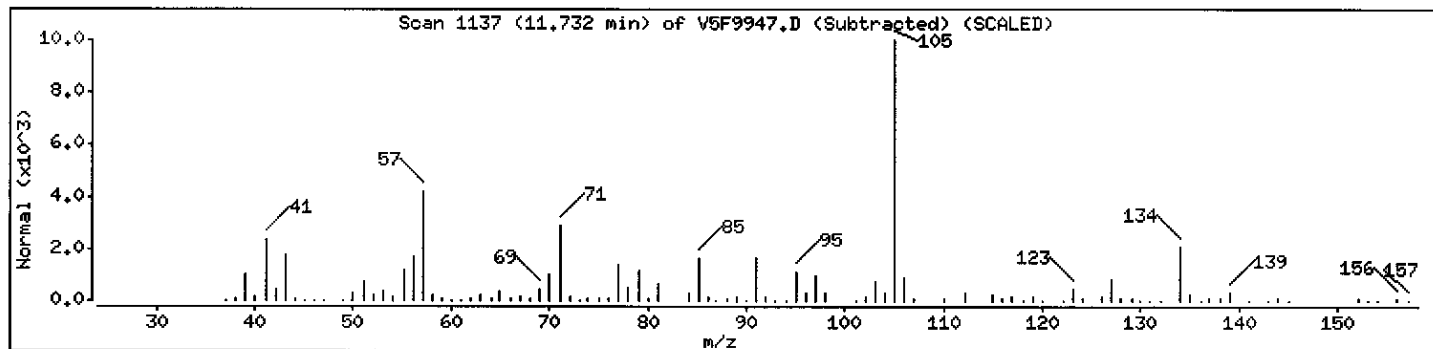
NBS75K.L

65543

83

C10H14

134



Date : 13-MAY-2005 13:38

Client ID: B-440

Instrument: v5.i

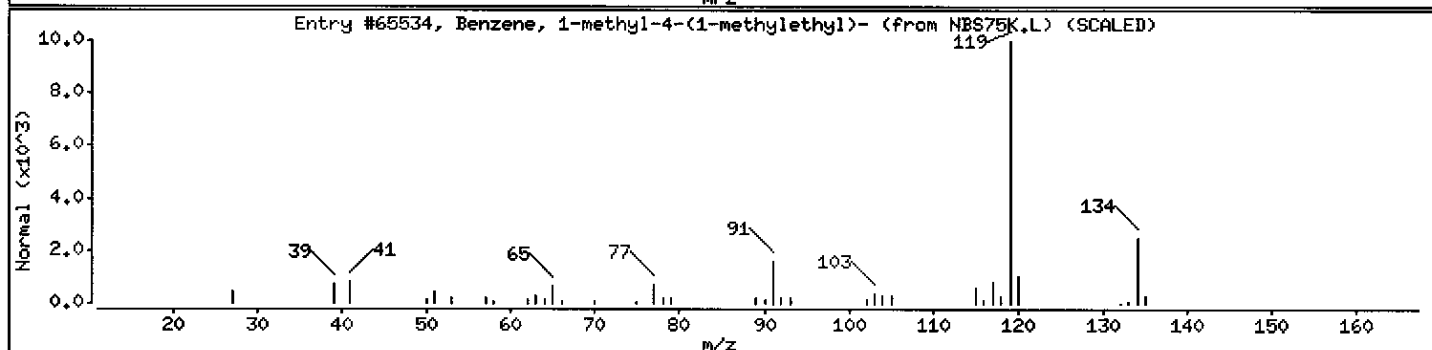
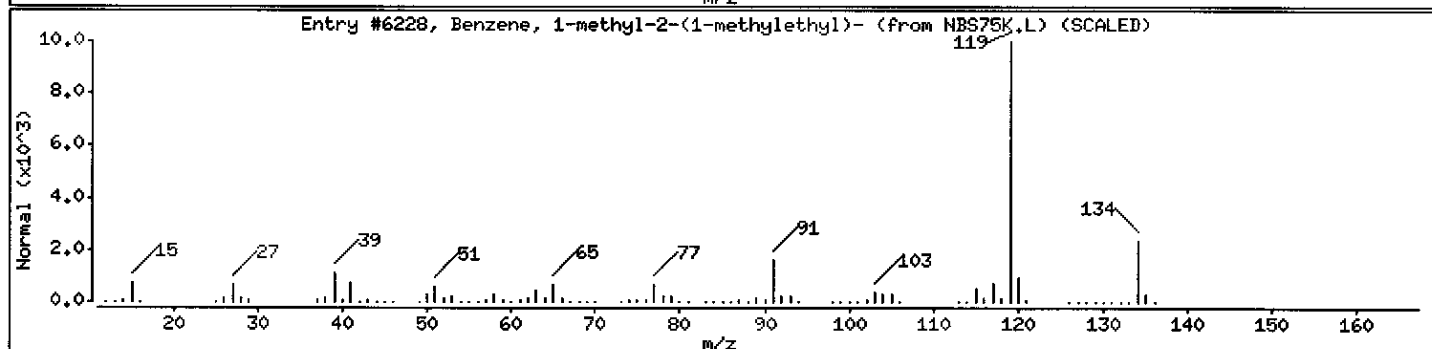
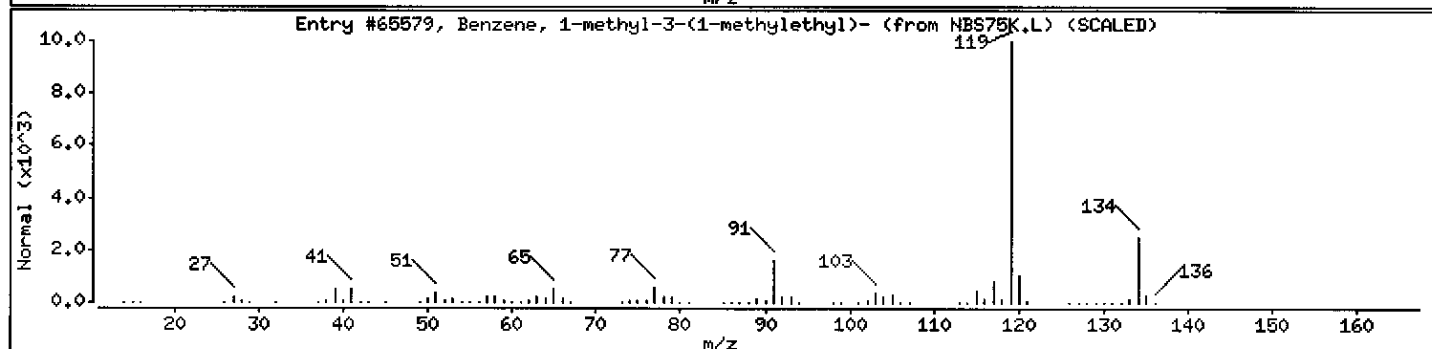
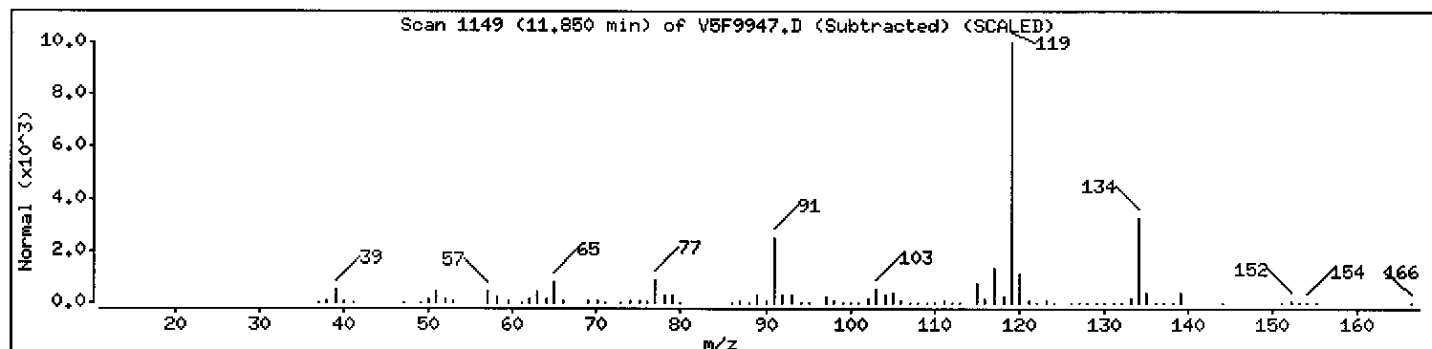
Sample Info: ,D0523-02A,,18114

Column phase: DB-624

Operator: JC SRC: LIMS

Column diameter: 0.25

Library Search Compound Match	CAS Number	Library	Entry	Quality	Formula	Weight
Benzene, 1-methyl-3-(1-methylethyl)-	535-77-3	NBS75K.L	65579	95	C10H14	134
Benzene, 1-methyl-2-(1-methylethyl)-	527-84-4	NBS75K.L	6228	95	C10H14	134
Benzene, 1-methyl-4-(1-methylethyl)-	99-87-6	NBS75K.L	65534	95	C10H14	134



Data File: \\AVOGADRO\ORGANICS\organic\voa\V5.i\050513.B\V5F9947.D

Date : 13-MAY-2005 13:38

Client ID: B-440

Instrument: v5.i

Sample Info: ,D0523-02A,,18114

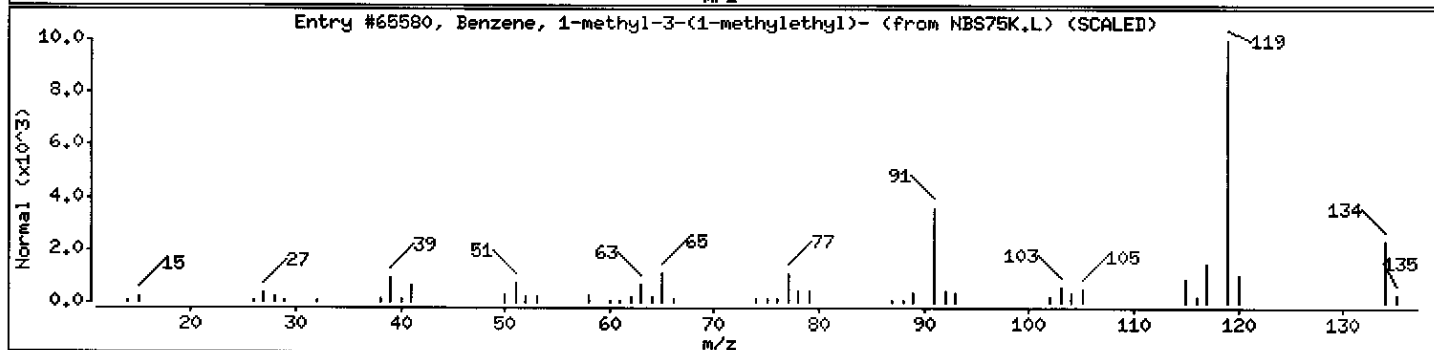
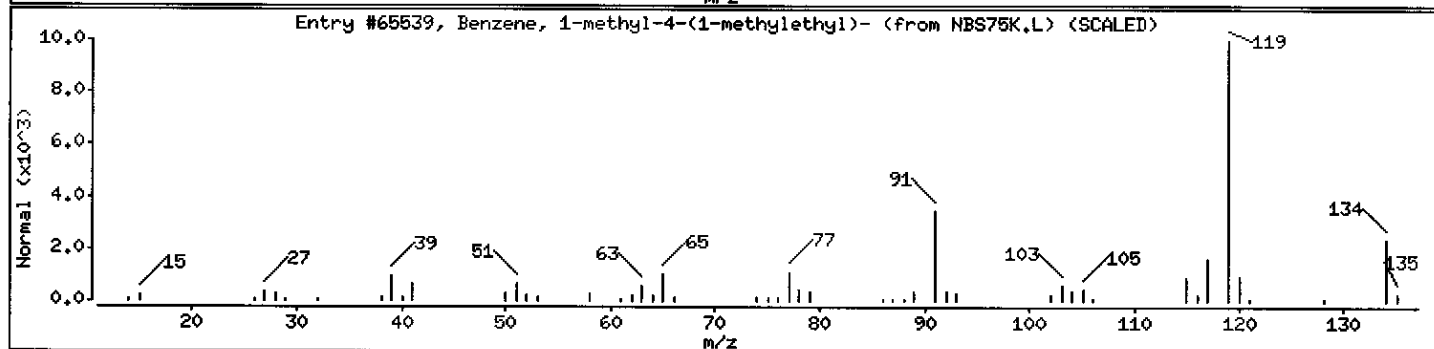
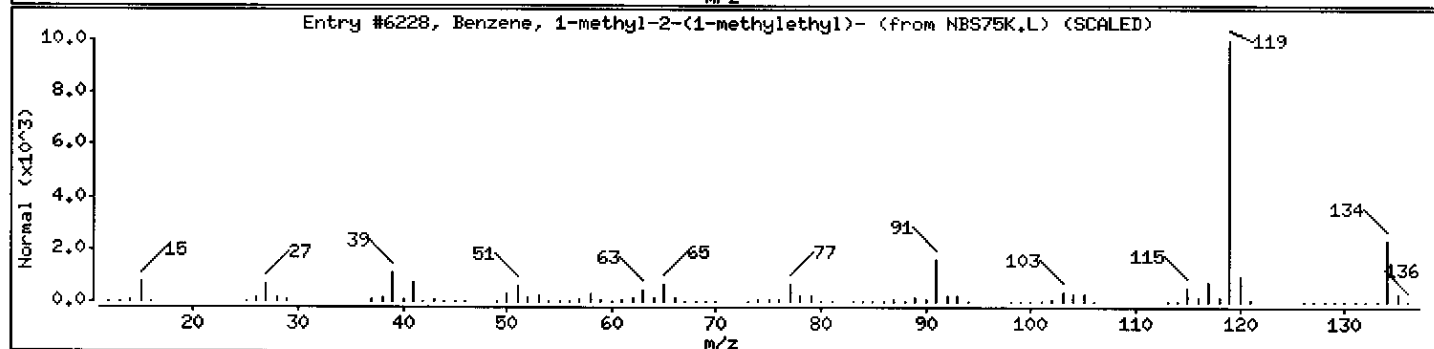
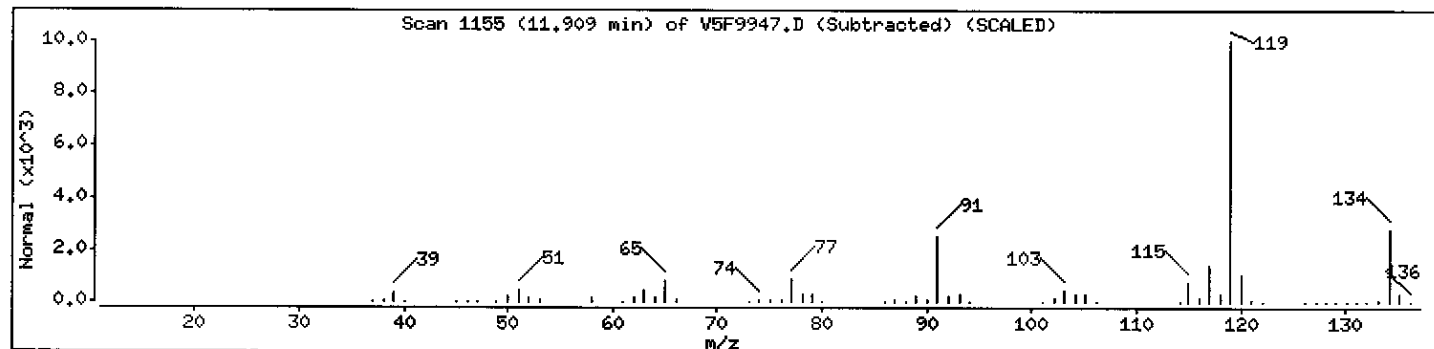
Column phase: DB-624

Operator: JC SRC: LIMS

Column diameter: 0.25

Library Search Compound Match

Library Search Compound Match	CAS Number	Library	Entry	Quality	Formula	Weight
Benzene, 1-methyl-2-(1-methylethyl)-	527-84-4	NBS75K.L	6228	95	C <sub>10</sub> H <sub>14</sub>	134
Benzene, 1-methyl-4-(1-methylethyl)-	99-87-6	NBS75K.L	65539	95	C <sub>10</sub> H <sub>14</sub>	134
Benzene, 1-methyl-3-(1-methylethyl)-	535-77-3	NBS75K.L	65580	95	C <sub>10</sub> H <sub>14</sub>	134



Data File: \\AVOGADRO\ORGANICS\organic\voa\V5.i\050513.B\V5F9947.D

Date : 13-MAY-2005 13:38

Client ID: B-440

Instrument: v5.i

Sample Info: ,D0523-02A,,18114

Operator: JC SRC: LIMS

Column phase: DB-624

Column diameter: 0.25

Library Search Compound Match

CAS Number

Library

Entry

Quality

Formula

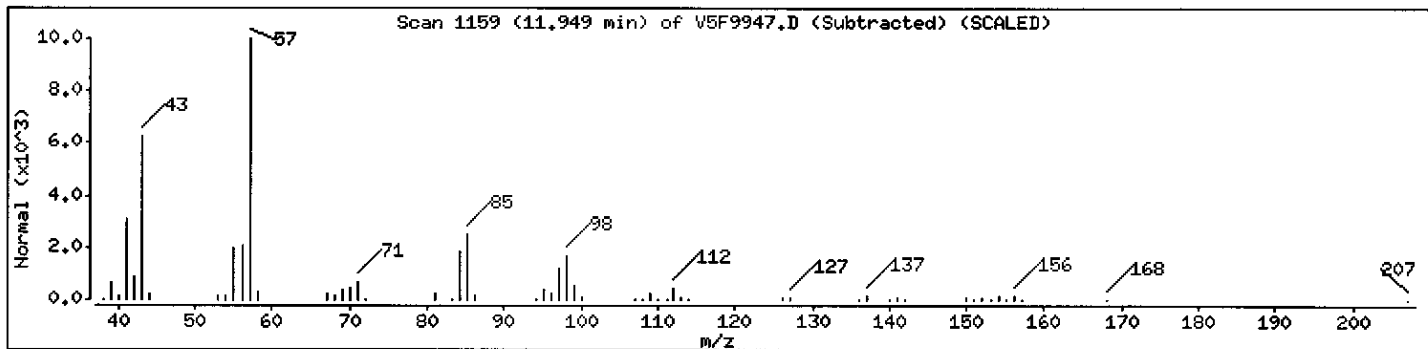
Weight

Unknown

0

0

0





Data File: \\AVOCADRO\ORGANICS\organic\voa\V5,i\050513,B\VF9947.D

Date : 13-MAY-2005 13:38

Client ID: B-440

Instrument: v5.i

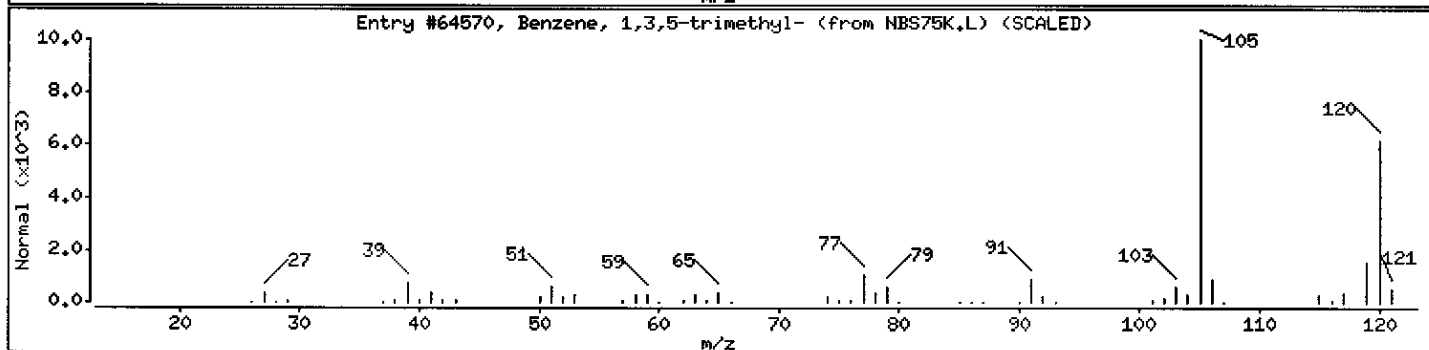
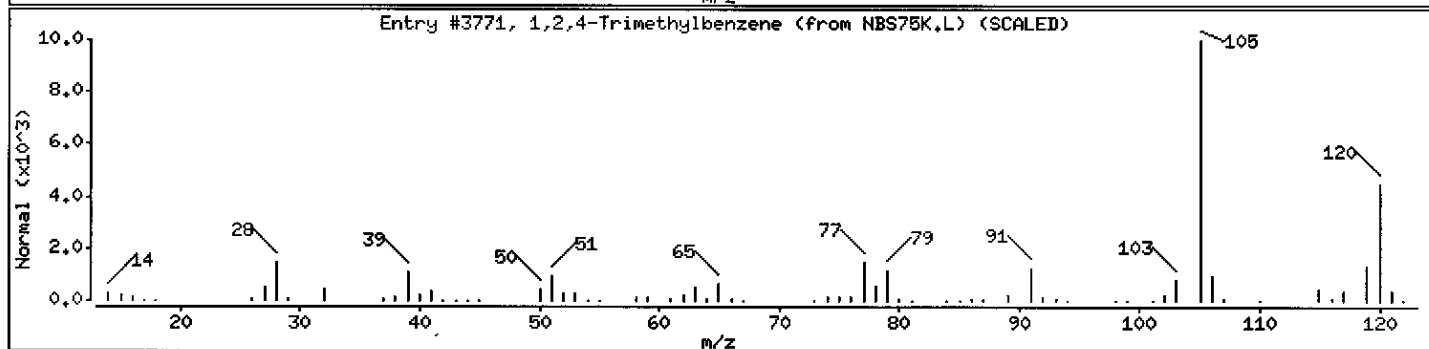
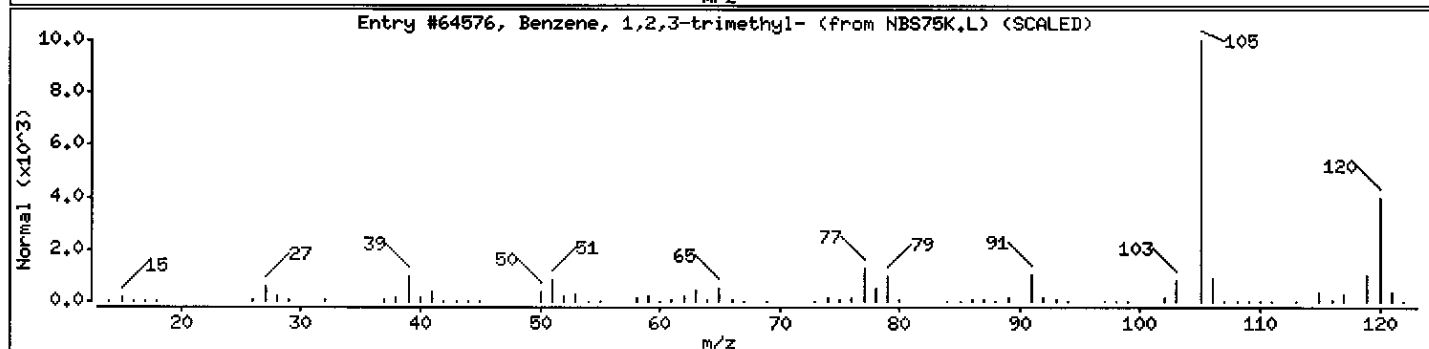
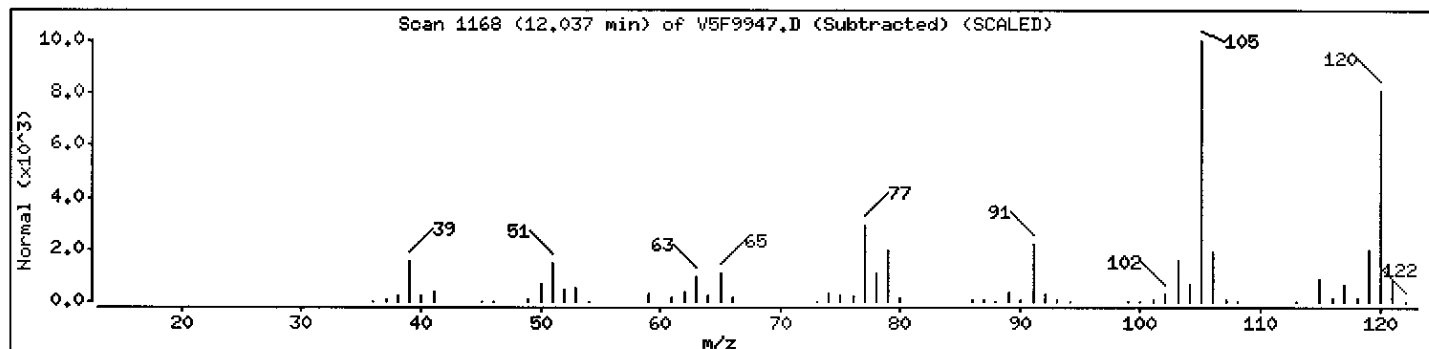
Sample Info: ,D0523-02A,,18114

Column phase: DB-624

Operator: JC SRC: LIMS

Column diameter: 0.25

Library Search Compound Match	CAS Number	Library	Entry	Quality	Formula	Weight
Benzene, 1,2,3-trimethyl-	526-73-8	NBS75K.L	64576	94	C9H12	120
1,2,4-Trimethylbenzene	95-36-3	NBS75K.L	3771	91	C9H12	120
Benzene, 1,3,5-trimethyl-	108-67-8	NBS75K.L	64570	91	C9H12	120



Data File: \\AVOGADRO\ORGANICS\organic\voa\V5.i\050513.B\V5F9947.D

Date : 13-MAY-2005 13:38

Client ID: B-440

Instrument: v5.i

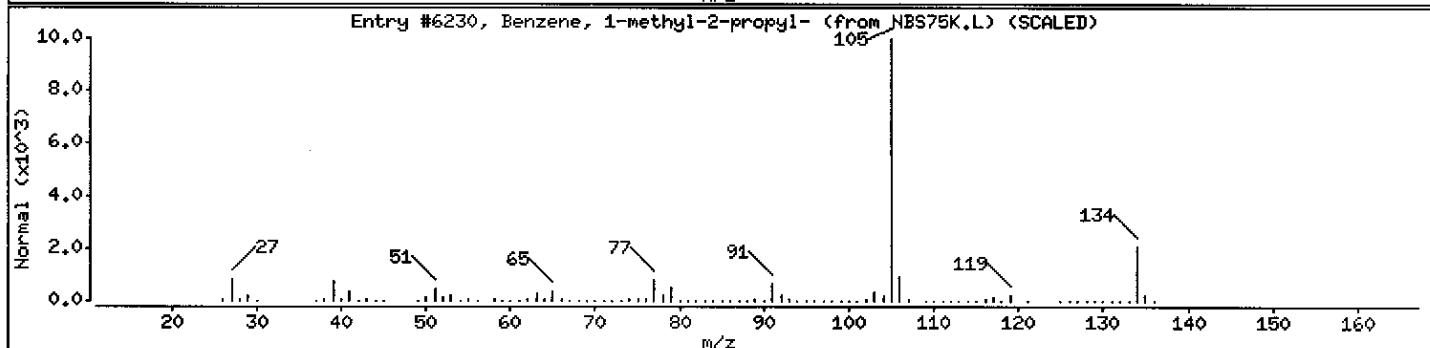
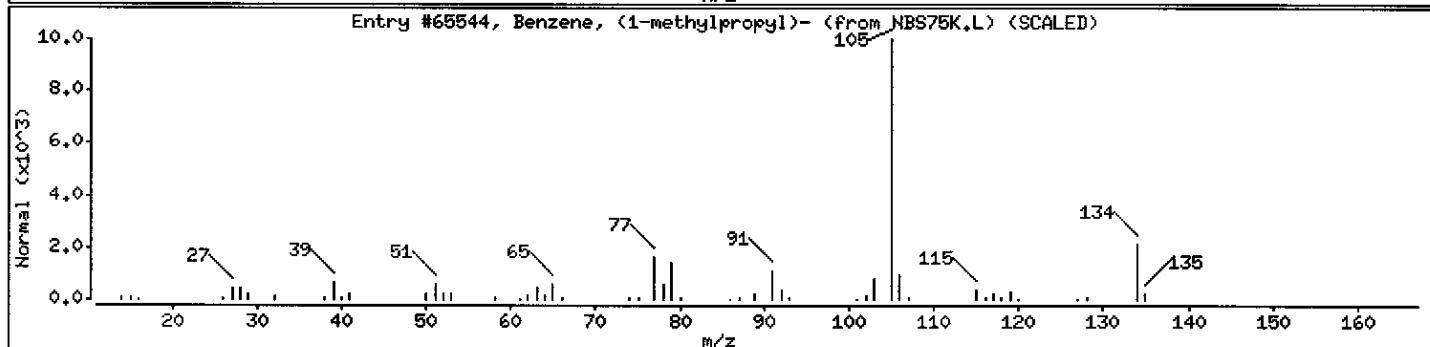
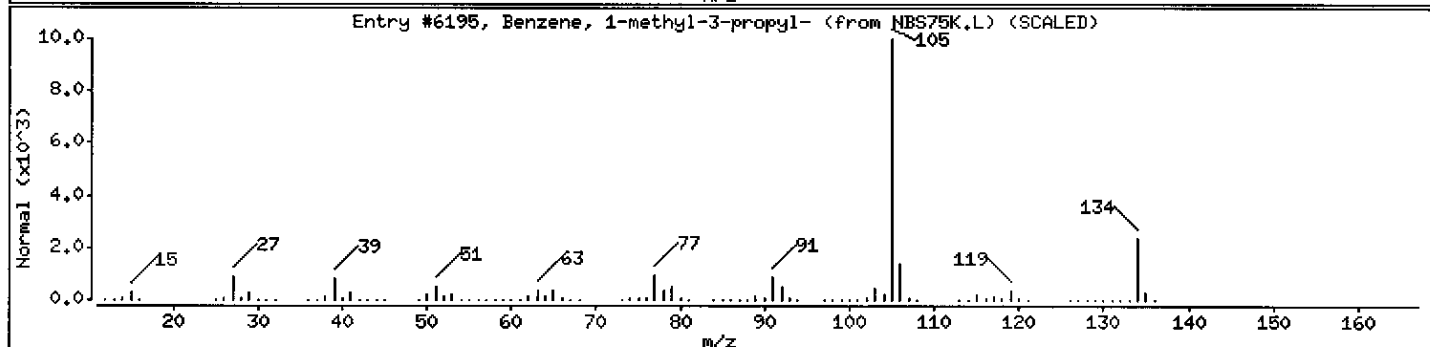
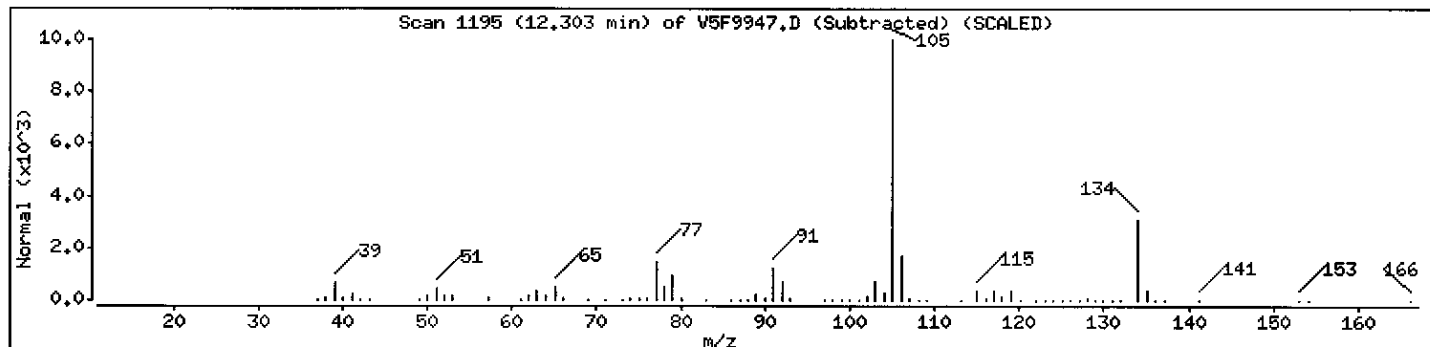
Sample Info: ,D0523-02A,,18114

Column phase: DB-624

Operator: JC SRC: LIMS

Column diameter: 0.25

Library Search Compound Match	CAS Number	Library	Entry	Quality	Formula	Weight
Benzene, 1-methyl-3-propyl-	1074-43-7	NBS75K.L	6195	94	C10H14	134
Benzene, (1-methylpropyl)-	135-98-8	NBS75K.L	65544	94	C10H14	134
Benzene, 1-methyl-2-propyl-	1074-17-5	NBS75K.L	6230	81	C10H14	134



Data File: \\AVOGADRO\ORGANICS\organic\voa\V5.i\050513.B\V5F9947.D

Date : 13-MAY-2005 13:38

Client ID: B-440

Instrument: v5.i

Sample Info: ,D0523-02A,,18114

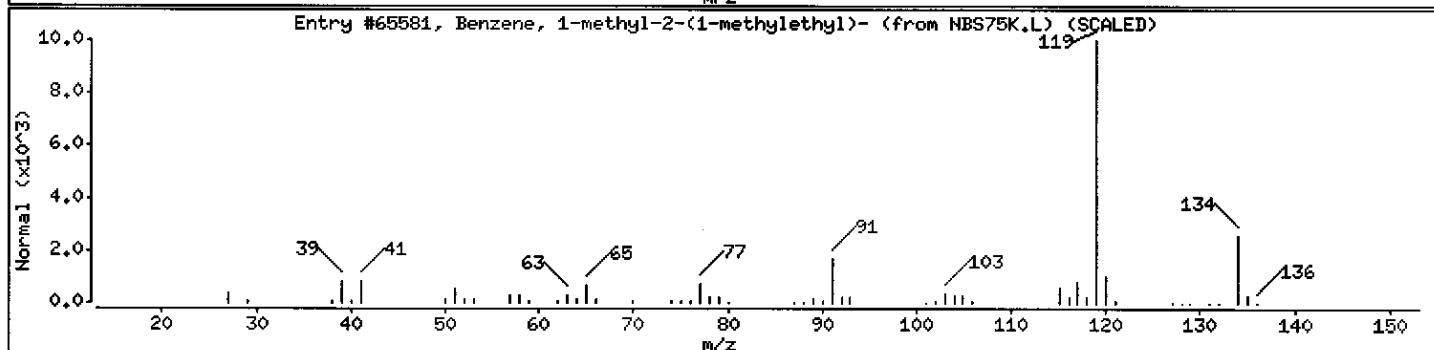
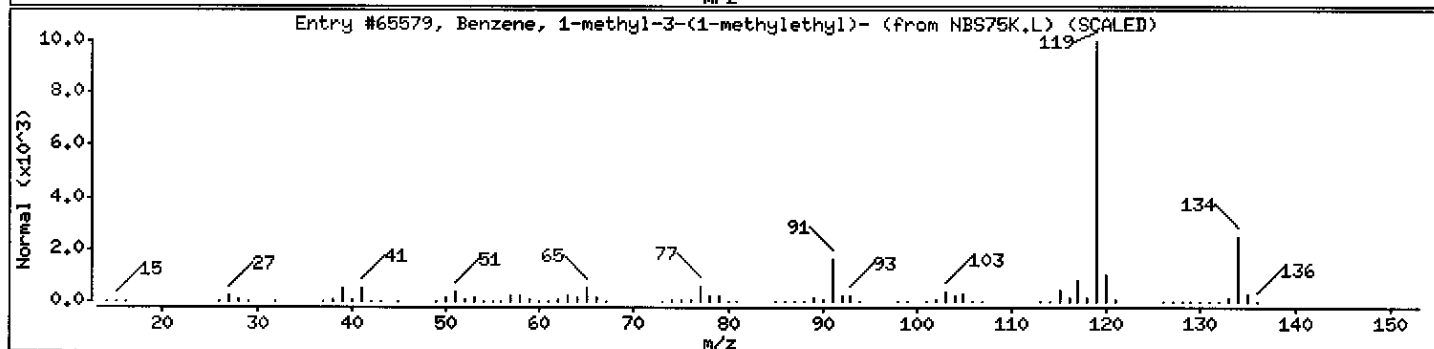
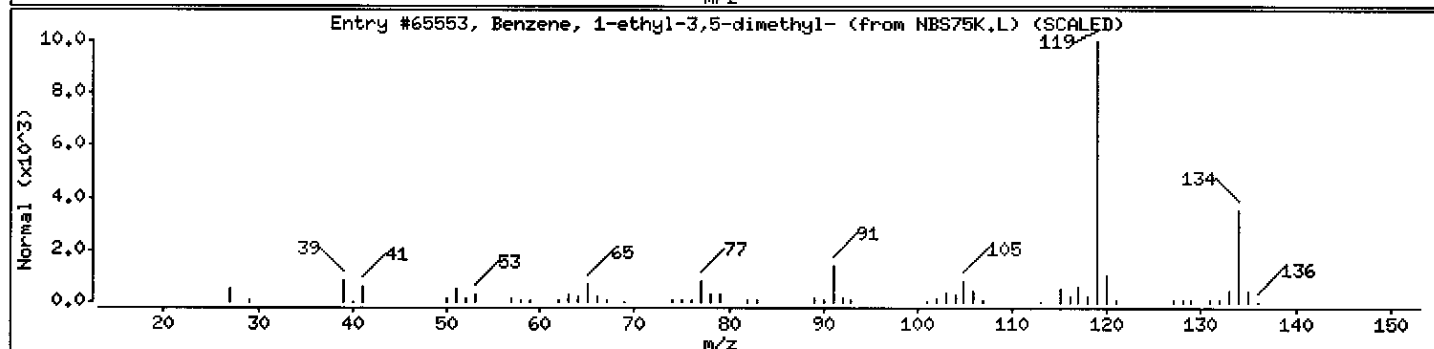
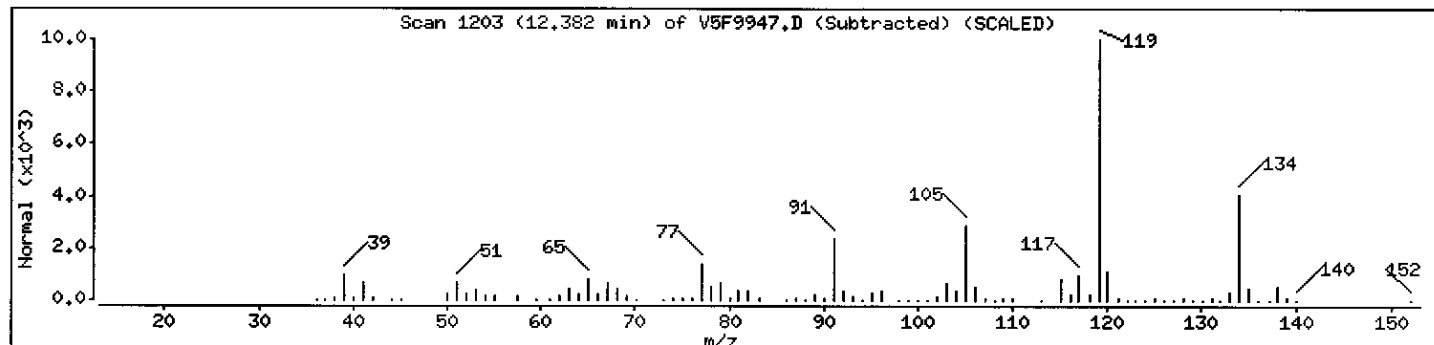
Column phase: DB-624

Operator: JC SRC: LIMS

Column diameter: 0.25

Library Search Compound Match

Library Search Compound Match	CAS Number	Library	Entry	Quality	Formula	Weight
Benzene, 1-ethyl-3,5-dimethyl-	934-74-7	NBS75K.L	65553	95	C <sub>10</sub> H <sub>14</sub>	134
Benzene, 1-methyl-3-(1-methylethyl)-	535-77-3	NBS75K.L	65579	94	C <sub>10</sub> H <sub>14</sub>	134
Benzene, 1-methyl-2-(1-methylethyl)-	527-84-4	NBS75K.L	65581	94	C <sub>10</sub> H <sub>14</sub>	134



Data File: \\AVOCADRO\ORGANICS\organic\voa\5.i\050513.B\5F9947.D

Date : 13-MAY-2005 13:38

Client ID: B-440

Instrument: v5.i

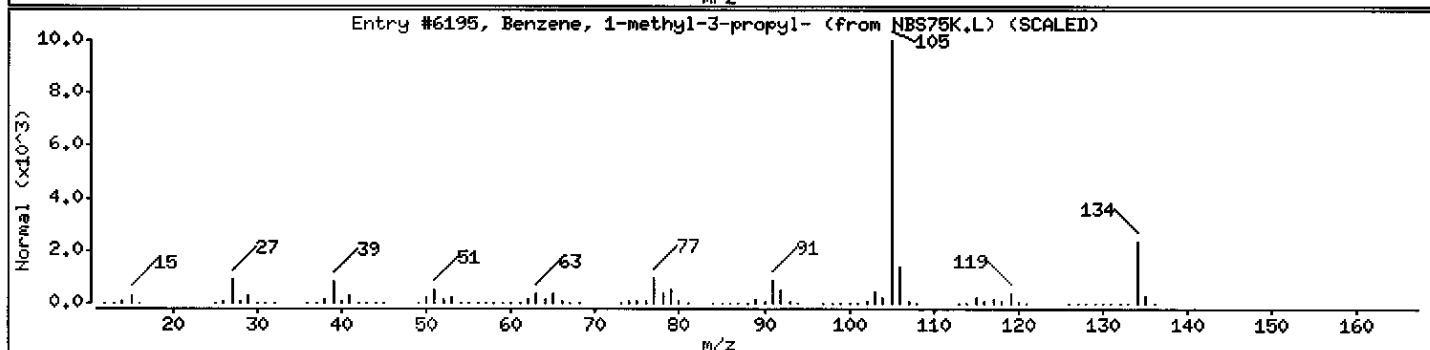
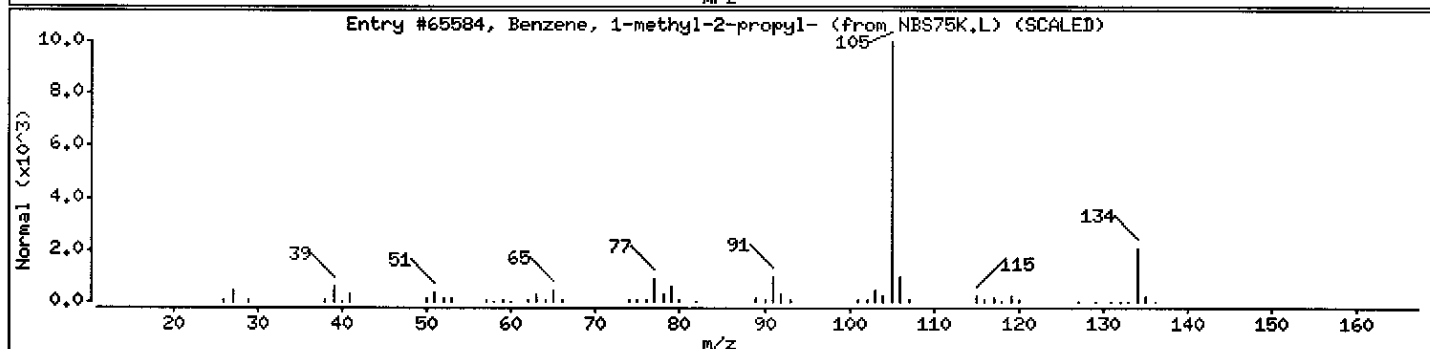
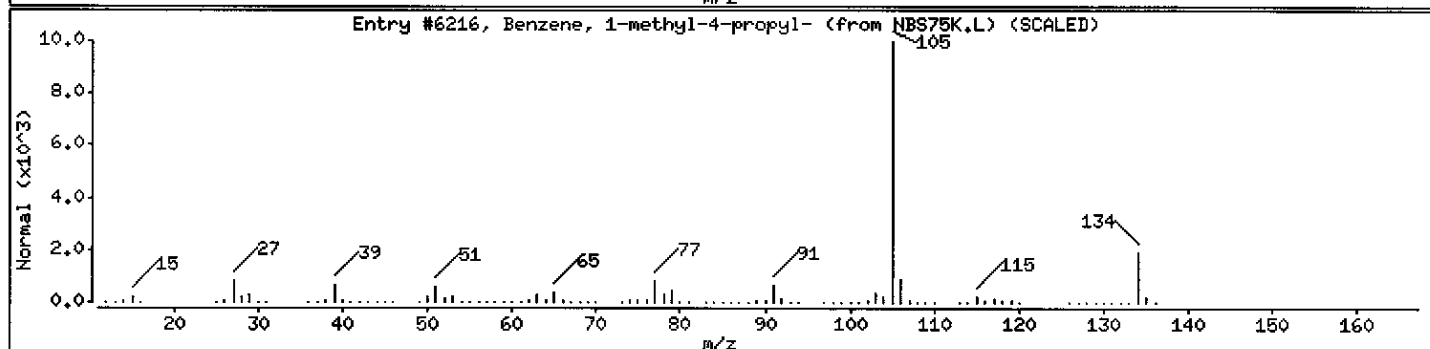
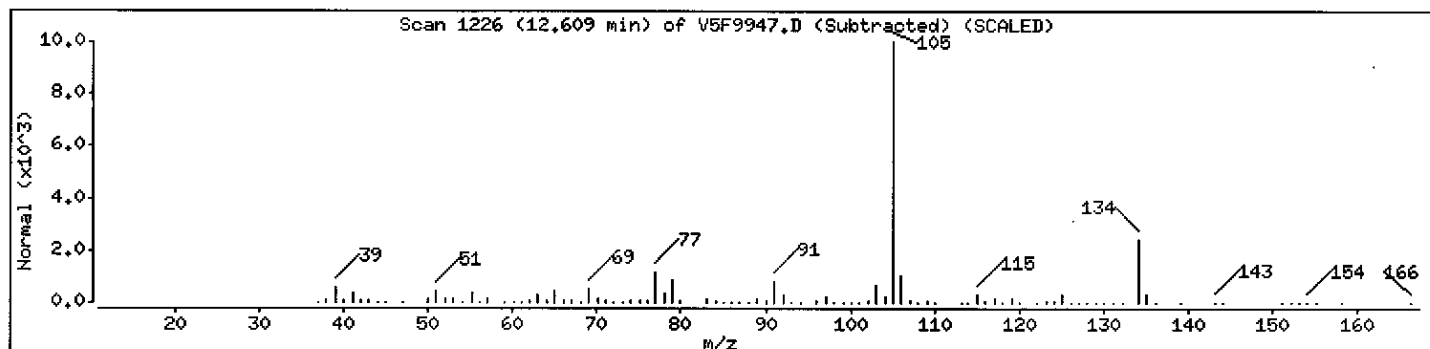
Sample Info: ,D0523-02A,,18114

Operator: JC SRC: LIMS

Column phase: DB-624

Column diameter: 0.25

Library Search Compound Match	CAS Number	Library	Entry	Quality	Formula	Weight
Benzene, 1-methyl-4-propyl-	1074-55-1	NBS75K.L	6216	94	C <sub>10</sub> H <sub>14</sub>	134
Benzene, 1-methyl-2-propyl-	1074-17-5	NBS75K.L	65584	94	C <sub>10</sub> H <sub>14</sub>	134
Benzene, 1-methyl-3-propyl-	1074-43-7	NBS75K.L	6195	90	C <sub>10</sub> H <sub>14</sub>	134



Data File: \\AVOGADRO\ORGANICS\organic\voa\V5.i\050513.B\V5F9947.D

Date : 13-MAY-2005 13:38

Client ID: B-440

Instrument: v5.i

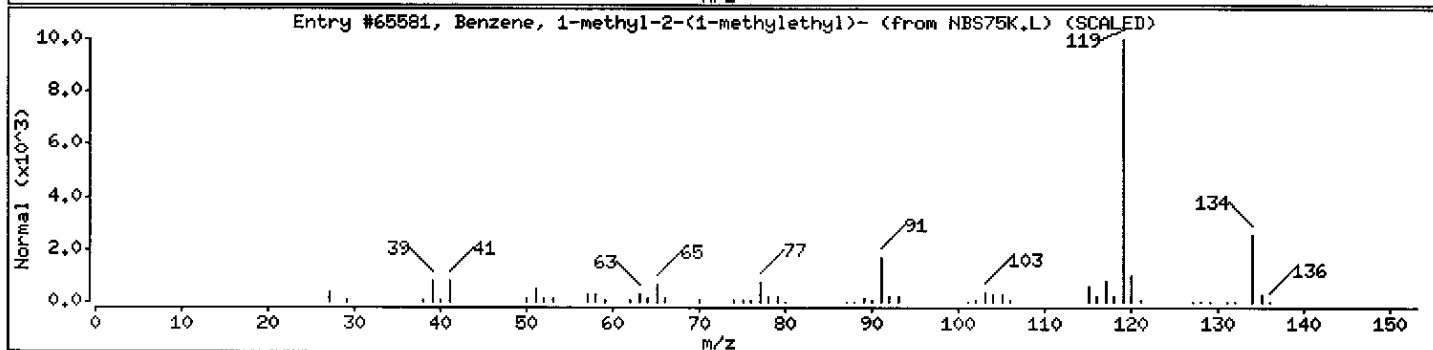
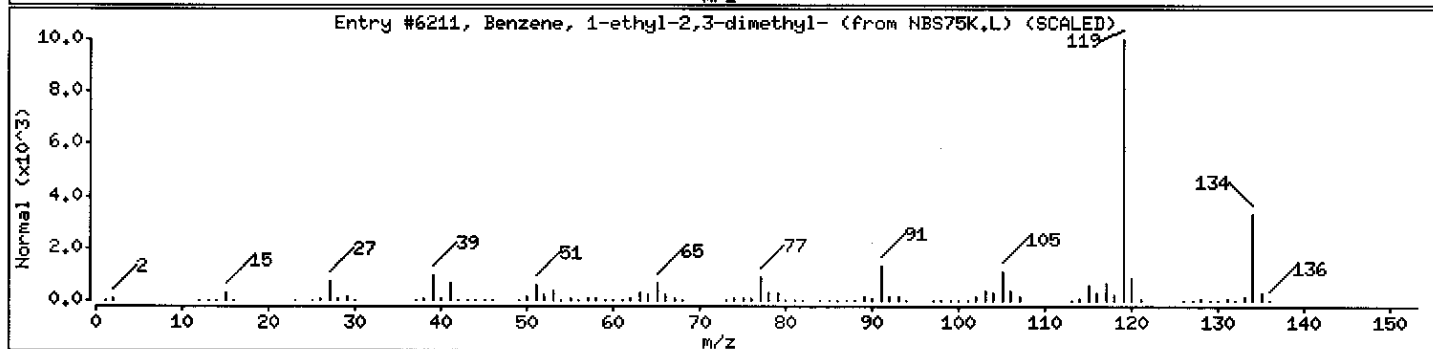
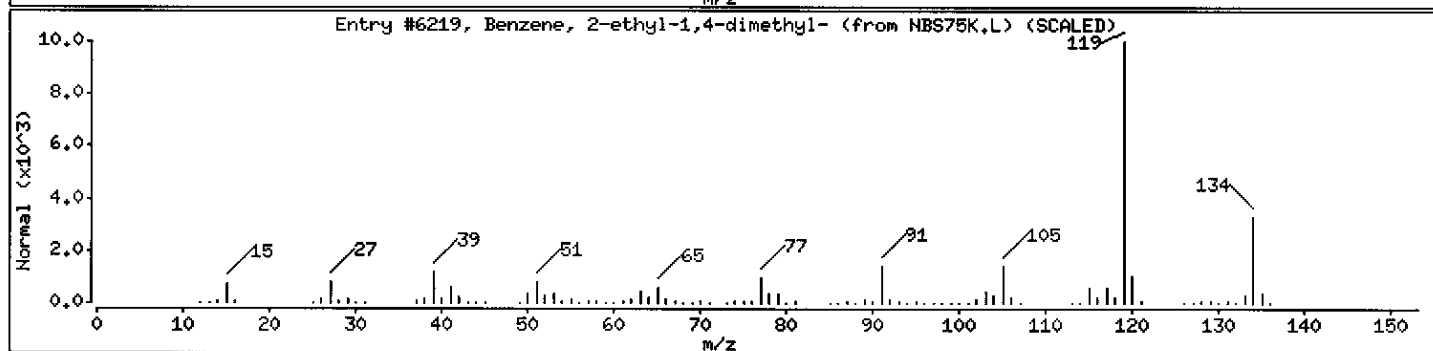
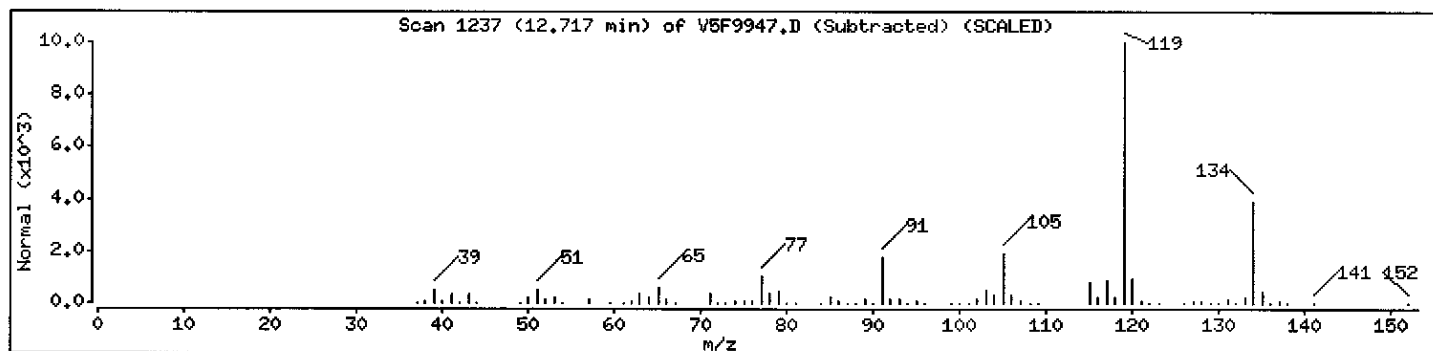
Sample Info: ,D0523-02A,,18114

Column phase: DB-624

Operator: JC SRC: LIMS

Column diameter: 0.25

Library Search Compound Match	CAS Number	Library	Entry	Quality	Formula	Weight
Benzene, 2-ethyl-1,4-dimethyl-	1758-88-9	NBS75K.L	6219	95	C <sub>10</sub> H <sub>14</sub>	134
Benzene, 1-ethyl-2,3-dimethyl-	933-98-2	NBS75K.L	6211	94	C <sub>10</sub> H <sub>14</sub>	134
Benzene, 1-methyl-2-(1-methylethyl)-	527-84-4	NBS75K.L	65581	93	C <sub>10</sub> H <sub>14</sub>	134



Data File: \\AVOGADRO\ORGANICS\organic\voa\V5.i\050513.B\V5F9947.D

Date : 13-MAY-2005 13:38

Client ID: B-440

Instrument: v5.i

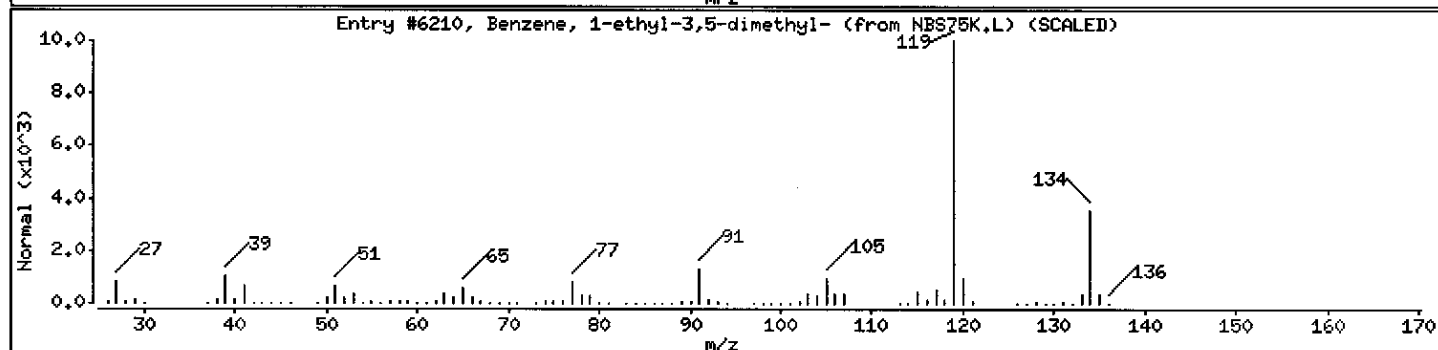
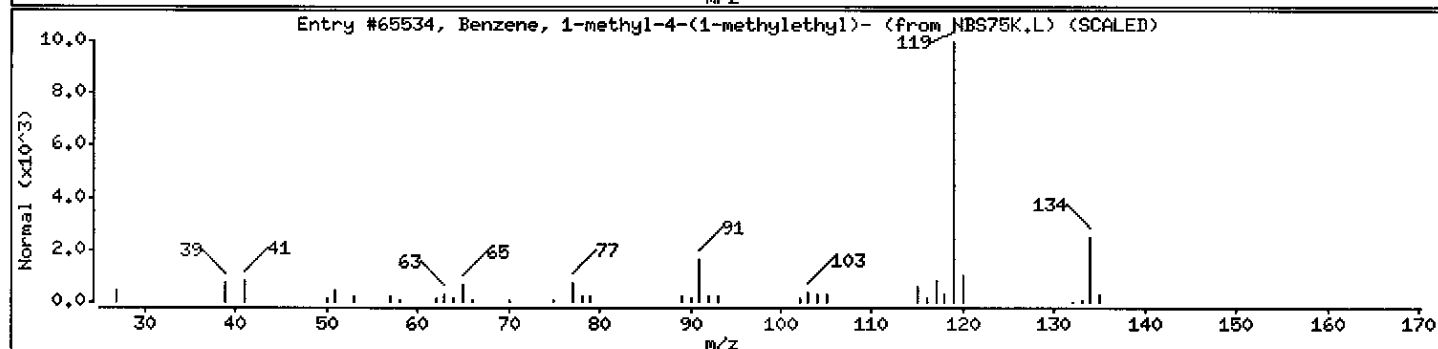
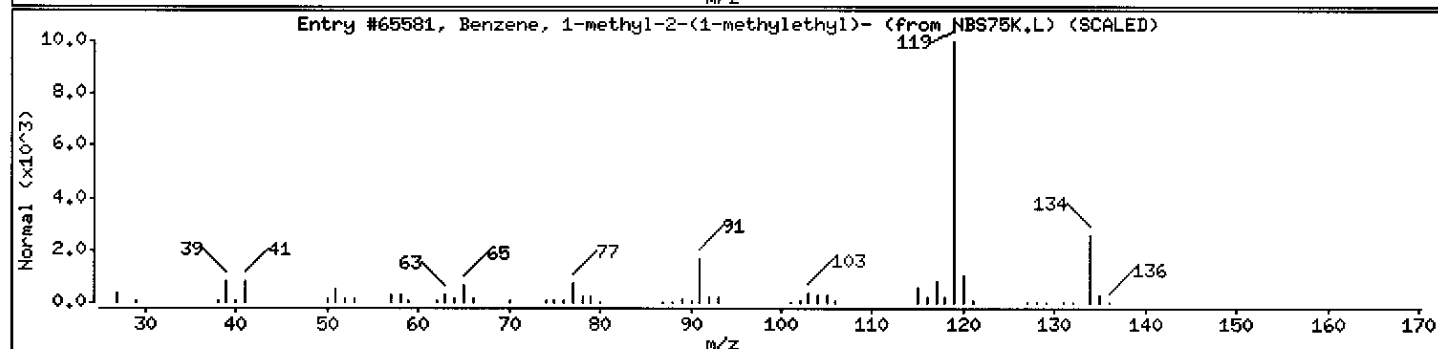
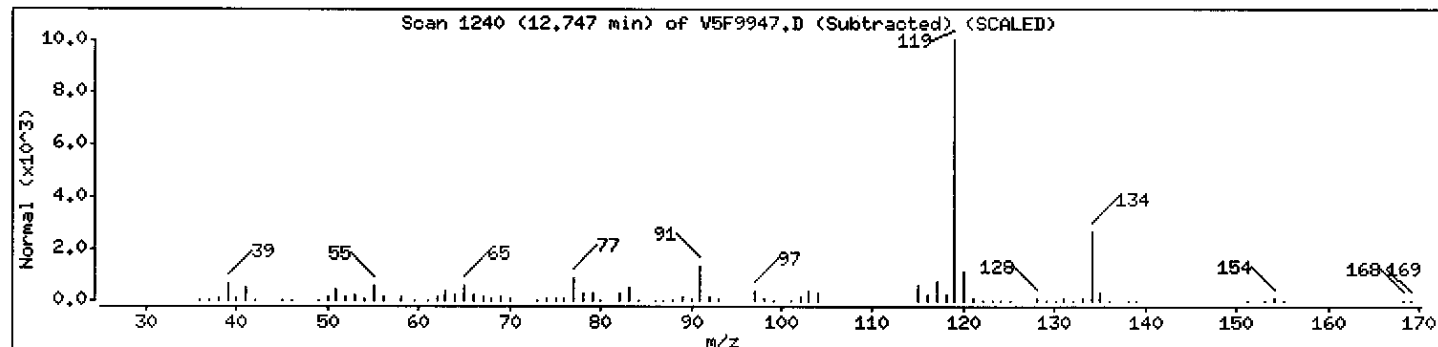
Sample Info: ,D0523-02A,,18114

Column phase: DB-624

Operator: JC SRC: LIMS

Column diameter: 0.25

Library Search Compound Match	CAS Number	Library	Entry	Quality	Formula	Weight
Benzene, 1-methyl-2-(1-methylethyl)-	527-84-4	NBS75K.L	65581	95	C <sub>10</sub> H <sub>14</sub>	134
Benzene, 1-methyl-4-(1-methylethyl)-	99-87-6	NBS75K.L	65534	94	C <sub>10</sub> H <sub>14</sub>	134
Benzene, 1-ethyl-3,5-dimethyl-	934-74-7	NBS75K.L	6210	91	C <sub>10</sub> H <sub>14</sub>	134



Data File: \\AVOGADRO\ORGANICS\organic\voa\V5.i\050513.B\V5F9947.D

Date : 13-MAY-2005 13:38

Client ID: B-440

Instrument: v5.i

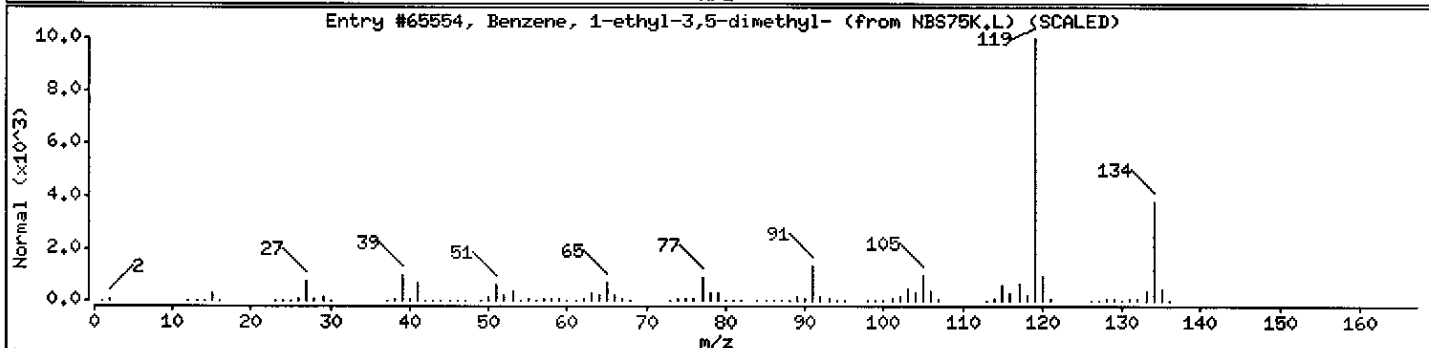
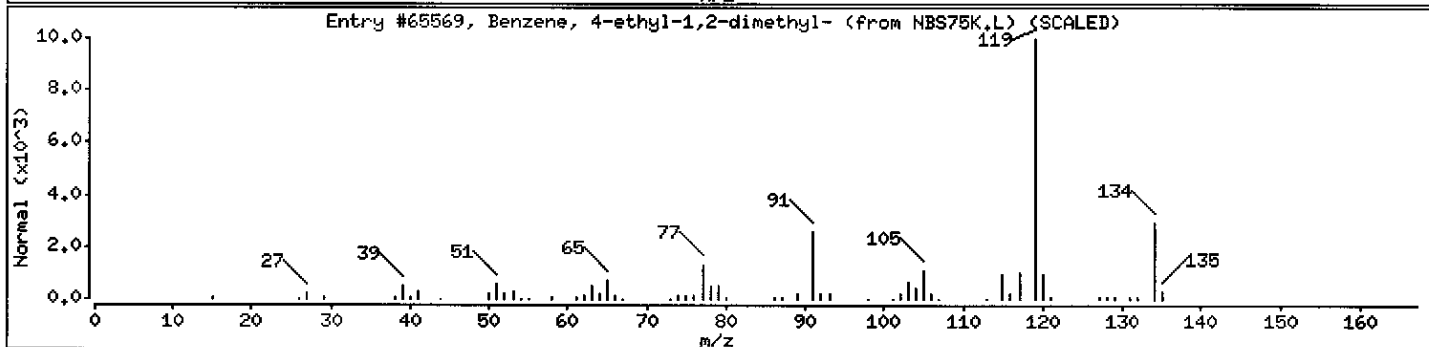
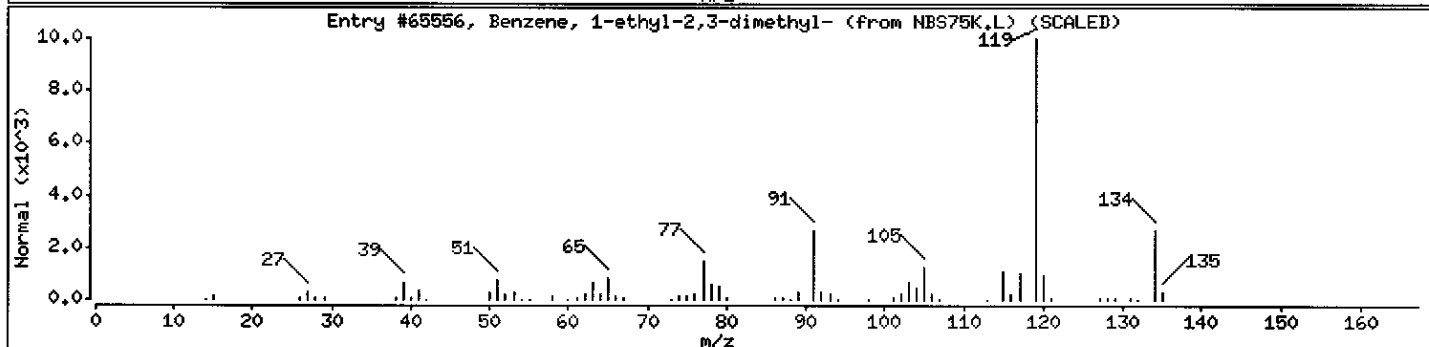
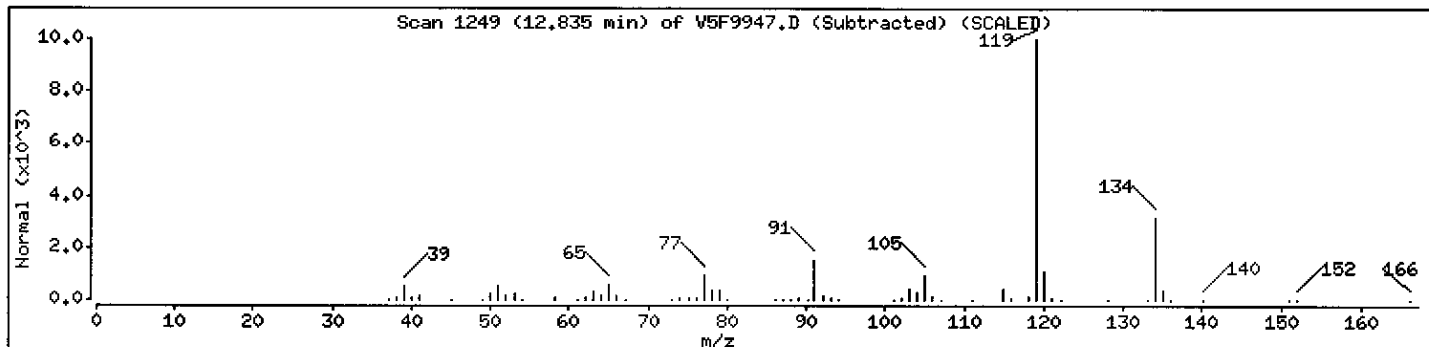
Sample Info: ,D0523-02A,,18114

Column phase: DB-624

Operator: JC SRC: LIMS

Column diameter: 0.25

Library Search Compound Match	CAS Number	Library	Entry	Quality	Formula	Weight
Benzene, 1-ethyl-2,3-dimethyl-	933-98-2	NBS75K.L	65556	91	C10H14	134
Benzene, 4-ethyl-1,2-dimethyl-	934-80-5	NBS75K.L	65569	91	C10H14	134
Benzene, 1-ethyl-3,5-dimethyl-	934-74-7	NBS75K.L	65554	91	C10H14	134



Data File: \\AVOGADRO\ORGANICS\organic\voa\V5.i\050513.B\VF9947.D

Date : 13-MAY-2005 13:38

Client ID: B-440

Instrument: v5.i

Sample Info: ,D0523-02A,,18114

Operator: JC SRC: LIMS

Column phase: DB-624

Column diameter: 0.25

Library Search Compound Match

CAS Number

Library

Entry

Quality

Formula

Weight

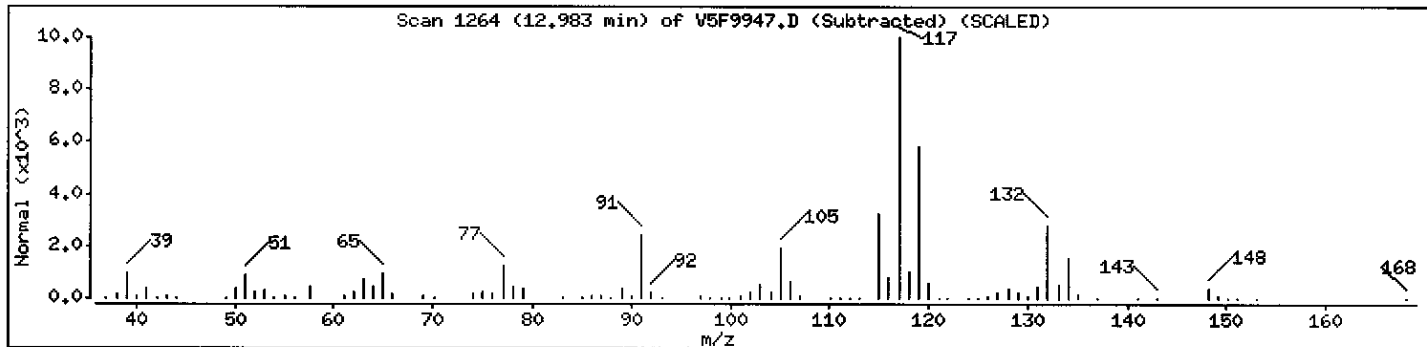
Unknown

0

0

0

Unknown





Date : 13-MAY-2005 13:38

Client ID: B-440

Instrument: v5.i

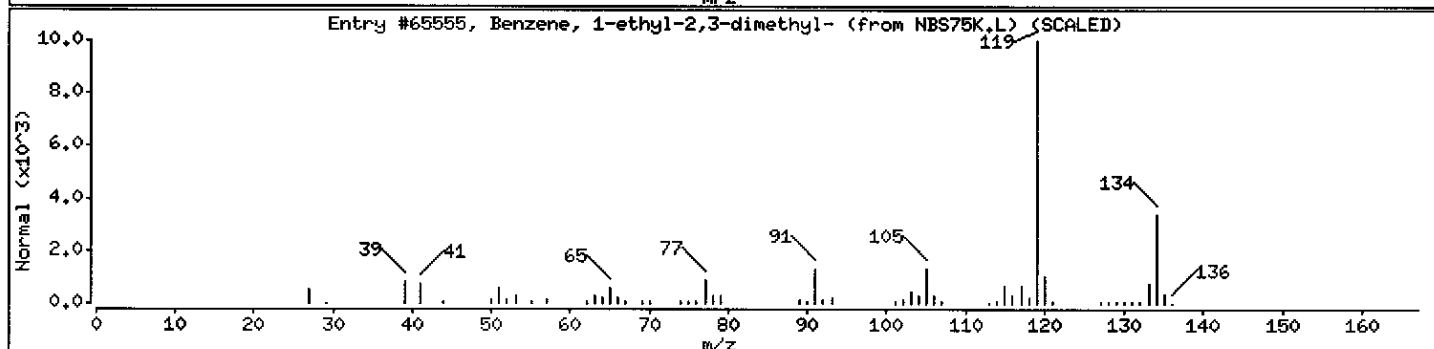
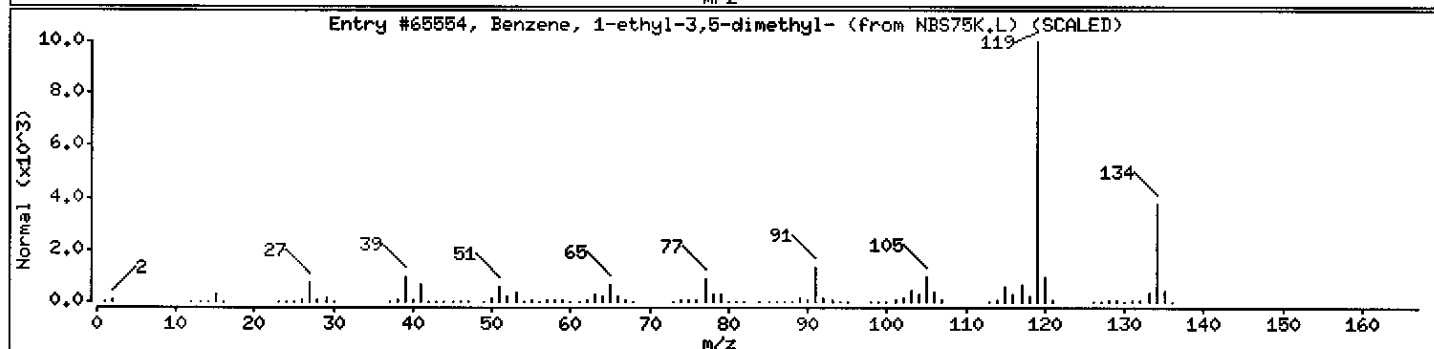
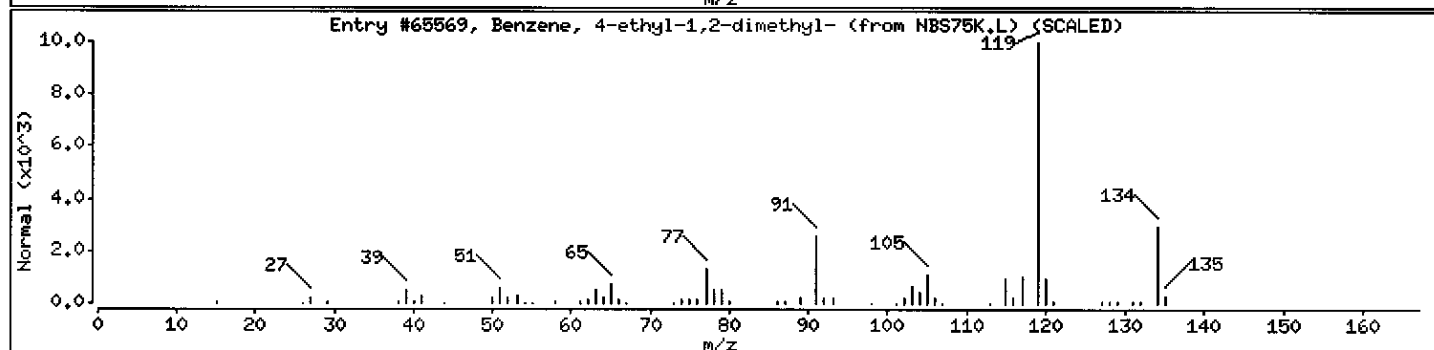
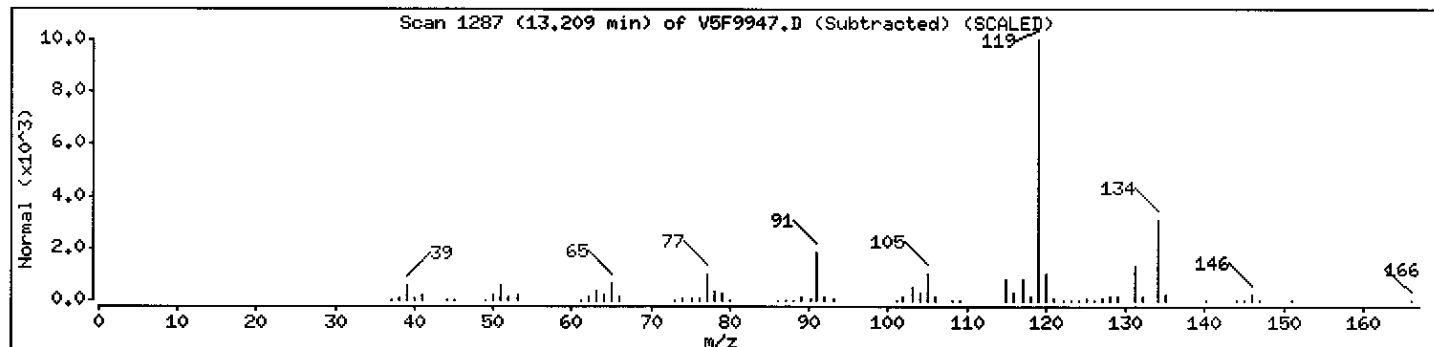
Sample Info: ,D0523-02A,,18114

Column phase: DB-624

Operator: JC SRC: LIMS

Column diameter: 0.25

Library Search Compound Match	CAS Number	Library	Entry	Quality	Formula	Weight
Benzene, 4-ethyl-1,2-dimethyl-	934-80-5	NBS75K.L	65569	93	C10H14	134
Benzene, 1-ethyl-3,5-dimethyl-	934-74-7	NBS75K.L	65554	90	C10H14	134
Benzene, 1-ethyl-2,3-dimethyl-	933-98-2	NBS75K.L	65555	87	C10H14	134



Data File: \\AVOGADRO\ORGANICS\organic\voa\V5.i\050513.B\VF9947.D

Date : 13-MAY-2005 13:38

Client ID: B-440

Instrument: v5.i

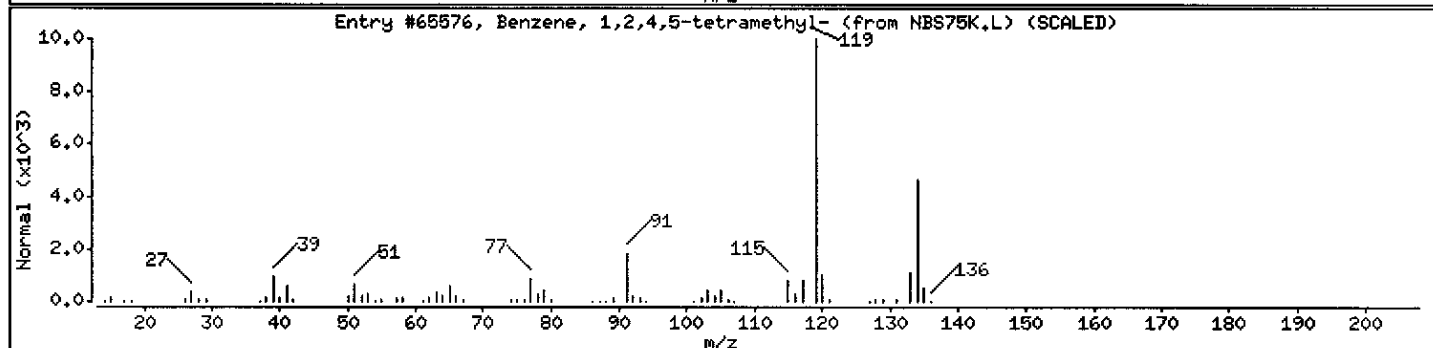
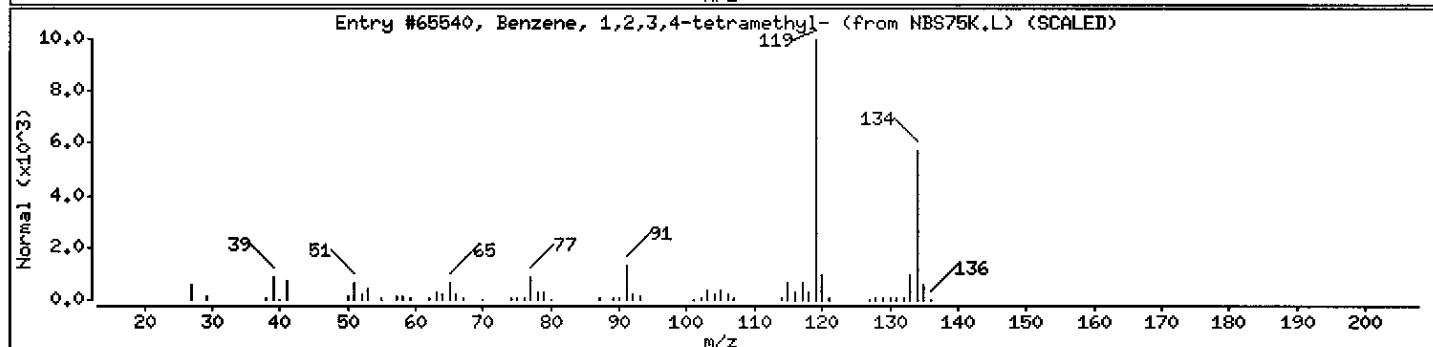
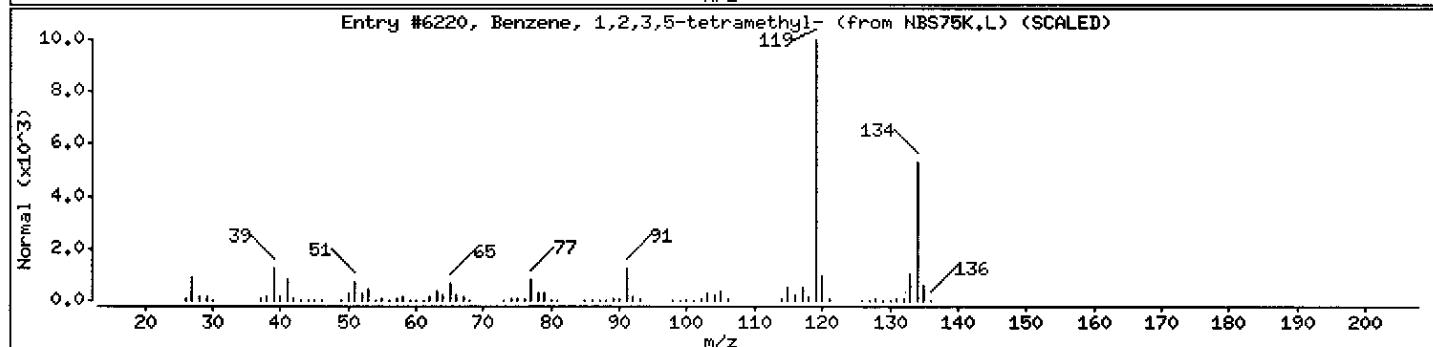
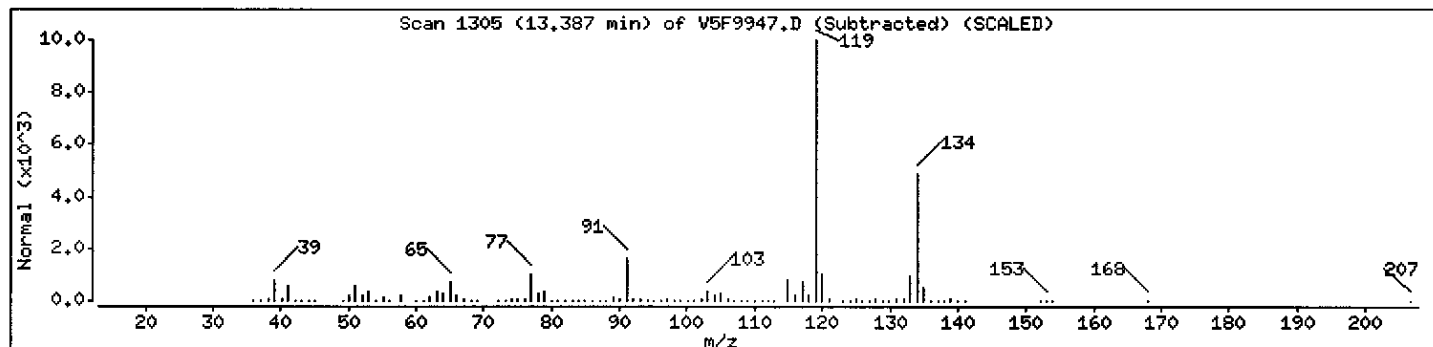
Sample Info: ,D0523-02A,,18114

Column phase: DB-624

Operator: JC SRC: LIMS

Column diameter: 0.25

Library Search Compound Match	CAS Number	Library	Entry	Quality	Formula	Weight
Benzene, 1,2,3,5-tetramethyl-	527-53-7	NBS75K.L	6220	97	C10H14	134
Benzene, 1,2,3,4-tetramethyl-	488-23-3	NBS75K.L	65540	95	C10H14	134
Benzene, 1,2,4,5-tetramethyl-	95-93-2	NBS75K.L	65576	95	C10H14	134



Data File: \\AVOGADRO\ORGANICS\organic\voa\V5.i\050513.B\V5F9947.D

Date : 13-MAY-2005 13:38

Client ID: B-440

Instrument: v5.i

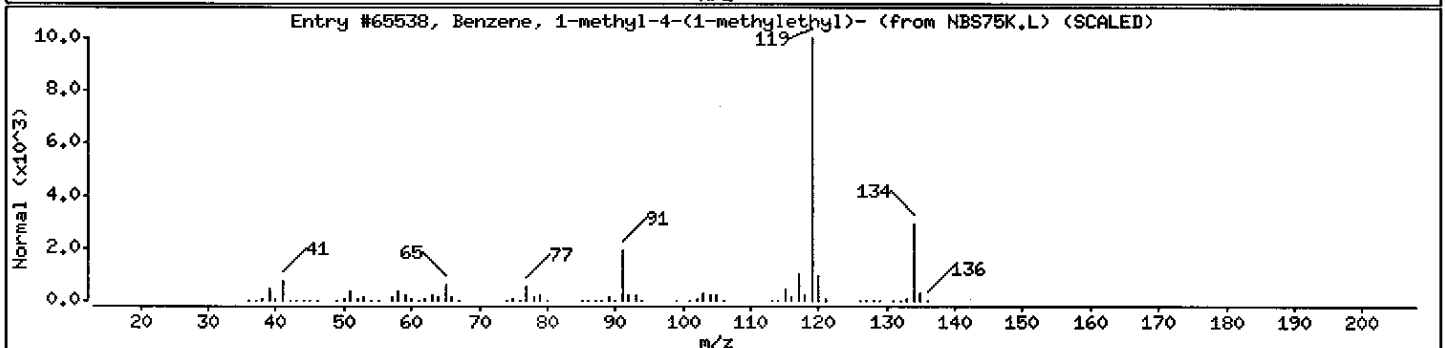
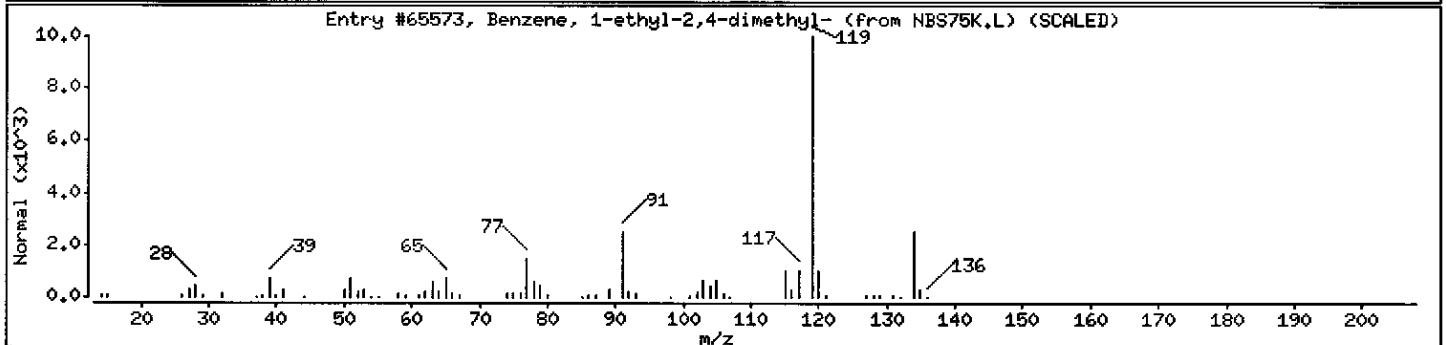
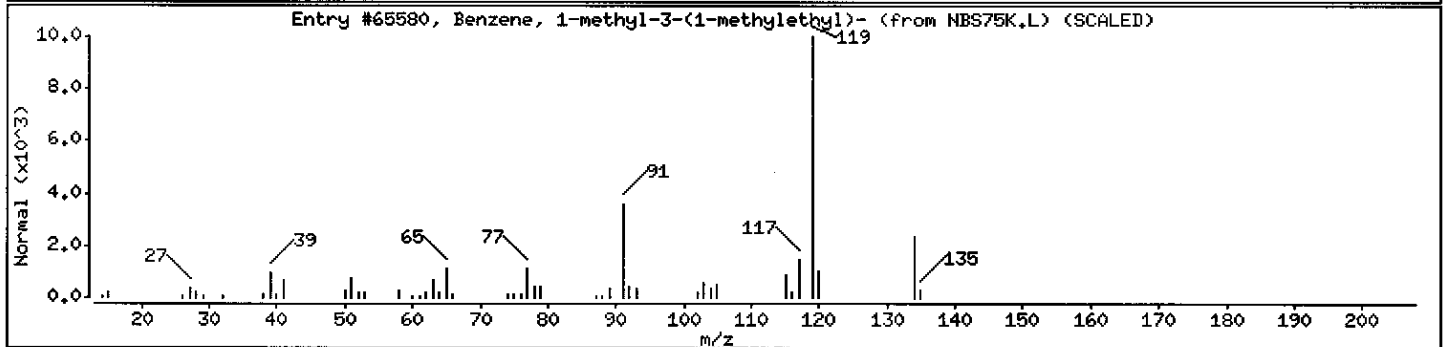
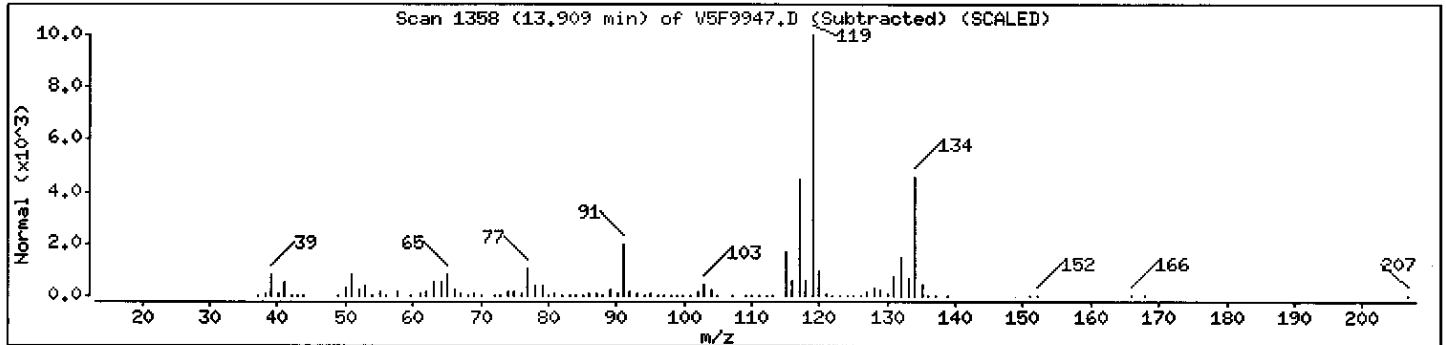
Sample Info: ,D0523-02A,,18114

Column phase: DB-624

Operator: JC SRC: LIMS

Column diameter: 0.25

Library Search Compound Match	CAS Number	Library	Entry	Quality	Formula	Weight
Unknown						
Benzene, 1-methyl-3-(1-methylethyl)-	535-77-3	NBS75K.L	65580	70	C10H14	134
Benzene, 1-ethyl-2,4-dimethyl-	874-41-9	NBS75K.L	65573	70	C10H14	134
Benzene, 1-methyl-4-(1-methylethyl)-	99-87-6	NBS75K.L	65538	70	C10H14	134



1A  
VOLATILE ORGANICS ANALYSIS DATA SHEET

EPA SAMPLE NO.

B-650

Lab Name: MITKEM CORPORATION Contract: \_\_\_\_\_

Lab Code: MITKEM Case No.: \_\_\_\_\_ SAS No.: \_\_\_\_\_ SDG No.: MD0523

Matrix: (soil/water) SOIL Lab Sample ID: D0523-03A

Sample wt/vol: 5.0(g/mL) G Lab File ID: V5F9945

Level: (low/med) LOW Date Received: 05/05/05

% Moisture: not dec. 22 Date Analyzed: 05/13/05

GC Column: DB-624 ID: 0.25 (mm) Dilution Factor: 1.0

Soil Extract Volume: \_\_\_\_\_ (mL) Soil Aliquot Volume: \_\_\_\_\_ (uL)

CONCENTRATION UNITS:  
(ug/L or ug/Kg) UG/KG Q

CAS NO.	COMPOUND		
75-71-8	Dichlorodifluoromethane	13	U
74-87-3	Chloromethane	13	U
75-01-4	Vinyl Chloride	3	J
74-83-9	Bromomethane	13	U
75-00-3	Chloroethane	13	U
75-69-4	Trichlorofluoromethane	13	U
75-35-4	1,1-Dichloroethene	13	U
76-13-1	1,1,2-Trichloro-1,2,2-trifluoroethane	13	U
67-64-1	Acetone	8	J
75-15-0	Carbon Disulfide	13	U
79-20-9	Methyl Acetate	13	U
75-09-2	Methylene Chloride	13	U
156-60-5	trans-1,2-Dichloroethene	13	U
1634-04-4	Methyl tert-Butyl Ether	13	U
75-34-3	1,1-Dichloroethane	13	U
156-59-2	cis-1,2-Dichloroethene	45	
78-93-3	2-Butanone	13	U
67-66-3	Chloroform	13	U
71-55-6	1,1,1-Trichloroethane	13	U
110-82-7	Cyclohexane	13	U
56-23-5	Carbon Tetrachloride	13	U
71-43-2	Benzene	13	U
107-06-2	1,2-Dichloroethane	13	U

1B  
VOLATILE ORGANICS ANALYSIS DATA SHEET

EPA SAMPLE NO.

B-650

Lab Name: MITKEM CORPORATION Contract: \_\_\_\_\_

Lab Code: MITKEM Case No.: \_\_\_\_\_ SAS No.: \_\_\_\_\_ SDG No.: MD0523

Matrix: (soil/water) SOIL Lab Sample ID: D0523-03A

Sample wt/vol: 5.0 (g/mL) G Lab File ID: V5F9945

Level: (low/med) LOW Date Received: 05/05/05

% Moisture: not dec. 22 Date Analyzed: 05/13/05

GC Column: DB-624 ID: 0.25 (mm) Dilution Factor: 1.0

Soil Extract Volume: \_\_\_\_\_ (mL) Soil Aliquot Volume: \_\_\_\_\_ (uL)

CONCENTRATION UNITS:  
(ug/L or ug/Kg) UG/KG Q

CAS NO.	COMPOUND		
79-01-6	Trichloroethene	27	
108-87-2	Methylcyclohexane	13	U
78-87-5	1,2-Dichloropropane	13	U
75-27-4	Bromodichloromethane	13	U
10061-01-5	cis-1,3-Dichloropropene	13	U
108-10-1	4-Methyl-2-Pentanone	13	U
108-88-3	Toluene	13	U
10061-02-6	trans-1,3-Dichloropropene	13	U
79-00-5	1,1,2-Trichloroethane	13	U
127-18-4	Tetrachloroethene	14	
591-78-6	2-Hexanone	13	U
124-48-1	Dibromochloromethane	13	U
106-93-4	1,2-Dibromoethane	13	U
108-90-7	Chlorobenzene	13	U
100-41-4	Ethylbenzene	13	U
1330-20-7	Xylene (Total)	13	U
100-42-5	Styrene	13	U
75-25-2	Bromoform	13	U
98-82-8	Isopropylbenzene	13	U
79-34-5	1,1,2,2-Tetrachloroethane	13	U
541-73-1	1,3-Dichlorobenzene	13	U
106-46-7	1,4-Dichlorobenzene	13	U
95-50-1	1,2-Dichlorobenzene	13	U
96-12-8	1,2-Dibromo-3-chloropropane	13	U
120-82-1	1,2,4-Trichlorobenzene	13	U

1F  
VOLATILE ORGANICS ANALYSIS DATA SHEET  
TENTATIVELY IDENTIFIED COMPOUNDS

EPA SAMPLE NO.

B-650

Lab Name: MITKEM CORPORATION Contract: \_\_\_\_\_

Lab Code: MITKEM Case No.: \_\_\_\_\_ SAS No.: \_\_\_\_\_ SDG No.: MD0523

Matrix: (soil/water) SOIL Lab Sample ID: D0523-03A

Sample wt/vol: 5.0 (g/mL) G Lab File ID: V5F9945

Level: (low/med) LOW Date Received: 05/05/05

% Moisture: not dec. 22 Date Analyzed: 05/13/05

GC Column: DB-624 ID: 0.25 (mm) Dilution Factor: 1.0

Soil Extract Volume: \_\_\_\_\_ (mL) Soil Aliquot Volume: \_\_\_\_\_ (uL)

Number TICs found: 0

CONCENTRATION UNITS:  
(ug/L or ug/Kg) ug/Kg

CAS NUMBER	COMPOUND NAME	RT	EST. CONC.	Q
1.				
2.				
3.				
4.				
5.				
6.				
7.				
8.				
9.				
10.				
11.				
12.				
13.				
14.				
15.				
16.				
17.				
18.				
19.				
20.				
21.				
22.				
23.				
24.				
25.				
26.				
27.				
28.				
29.				
30.				

Data File: \\AVOGADRO\ORGANICS\voa\5.i\050513.B\VF9945.D

Date : 13-MAY-2005 12:37

Client ID: B-650

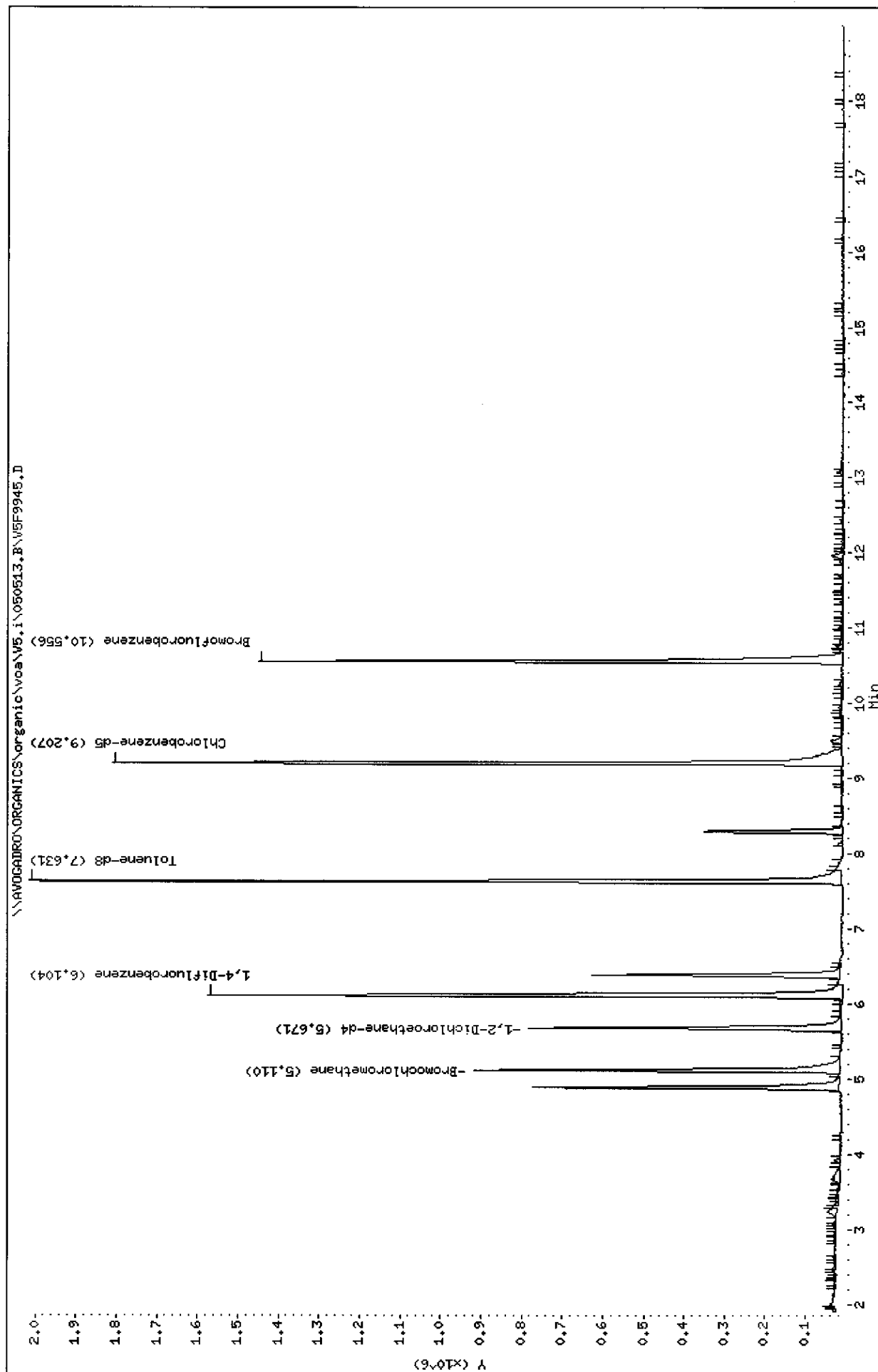
Sample Info: D0523-03A,,18114

Column phase: DB-624

Instrument: v5.i

Operator: JC SRC: LIMS

Column diameter: 0.25



Data File: \\AVOGADRO\ORGANICS\organic\voa\V5.i\050513.B\V5F9945.D  
Report Date: 31-May-2005 10:47

Mitkem Corporation

CLP OLM 3/4.X / ASP 95-1 Low Soil - Heated Purge  
Data file : \\AVOGADRO\ORGANICS\organic\voa\V5.i\050513.B\V5F9945.D  
Lab Smp Id: D0523-03A Client Smp ID: B-650  
Inj Date : 13-MAY-2005 12:37  
Operator : JC SRC: LIMS Inst ID: v5.i  
Smp Info : ,D0523-03A,,18114  
Misc Info :  
Comment :  
Method : \\AVOGADRO\ORGANICS\organic\voa\V5.i\050513.B\v5clp4h.m  
Meth Date : 31-May-2005 10:42 mtl Quant Type: ISTD  
Cal Date : 13-MAY-2005 10:09 Cal File: V5F9941.D  
Als bottle: 5  
Dil Factor: 1.00000  
Integrator: HP RTE Compound Sublist: CLP4.sub  
Target Version: 4.03  
Processing Host: TARGET3

Concentration Formula:  $\text{Amt} * \text{DF} * \text{Uf} * 5 / (\text{Ws} * (100 - \text{M}) / 100)$

Name	Value	Description
DF	1.000	Dilution Factor
Uf	1.000	ng unit correction factor
Ws	5.000	Weight of sample (g)
M	22.000	% Moisture (not decanted)

Compounds	QUANT SIG						CONCENTRATIONS	
	MASS	RT	EXP RT	REL RT	RESPONSE		ON-COLUMN ( ug/L)	FINAL (ug/Kg)
3 Vinyl Chloride	62	1.978	1.980	(0.387)	30224		2.13002	3 (a)
9 Acetone	43	3.238	3.231	(0.634)	42153		6.01731	8 (a)
17 cis-1,2-Dichloroethene	96	4.883	4.876	(0.956)	386276		35.0644	45
* 18 Bromochloromethane	128	5.110	5.112	(1.000)	312282		50.0000	
\$ 23 1,2-Dichloroethane-d4	65	5.671	5.674	(1.110)	667214		51.9008	67
* 26 1,4-Difluorobenzene	114	6.114	6.107	(1.000)	1564281		50.0000	
27 Trichloroethene	130	6.380	6.373	(1.043)	249370		21.3508	27
\$ 33 Toluene-d8	98	7.631	7.624	(0.829)	1686803		48.9008	63
37 Tetrachloroethene	164	8.301	8.294	(0.902)	102612		11.1524	14
* 42 Chlorobenzene-d5	117	9.207	9.200	(1.000)	1423598		50.0000	
\$ 50 Bromofluorobenzene	95	10.556	10.549	(1.147)	703674		49.8342	64

③

5/31/05

K



Data File: \\AVOGADRO\ORGANICS\organic\voa\V5.i\050513.B\V5F9945.D  
Report Date: 31-May-2005 10:47

QC Flag Legend

a - Target compound detected but, quantitated amount  
Below Limit Of Quantitation(BLOQ).

Data File: \\AVOGADRO\ORGANICS\organic\voa\V5.i\050513.B\V5F9945.D  
Report Date: 31-May-2005 10:47

Mitkem Corporation

CLP OLM 3/4.X / ASP 95-1 Low Soil - Heated Purge  
Data file : \\AVOGADRO\ORGANICS\organic\voa\V5.i\050513.B\V5F9945.D  
Lab Smp Id: D0523-03A Client Smp ID: B-650  
Inj Date : 13-MAY-2005 12:37  
Operator : JC SRC: LIMS Inst ID: v5.i  
Smp Info : ,D0523-03A,,18114  
Misc Info :  
Comment :  
Method : \\AVOGADRO\ORGANICS\organic\voa\V5.i\050513.B\v5clp4h.m  
Meth Date : 31-May-2005 10:42 mtl Quant Type: ISTD  
Cal Date : 13-MAY-2005 10:09 Cal File: V5F9941.D  
Als bottle: 5  
Dil Factor: 1.00000  
Integrator: HP RTE Compound Sublist: CLP4.sub  
Target Version: 4.03  
Processing Host: TARGET3

- NO TENTATIVELY IDENTIFIED COMPOUNDS -

Data File: \\AVOGADRO\ORGANICS\organic\voa\V5,i\050513,B\VF9945.D

Date : 13-MAY-2005 12:37

Client ID: B-650

Instrument: v5.i

Sample Info: ,D0523-03A,,18114

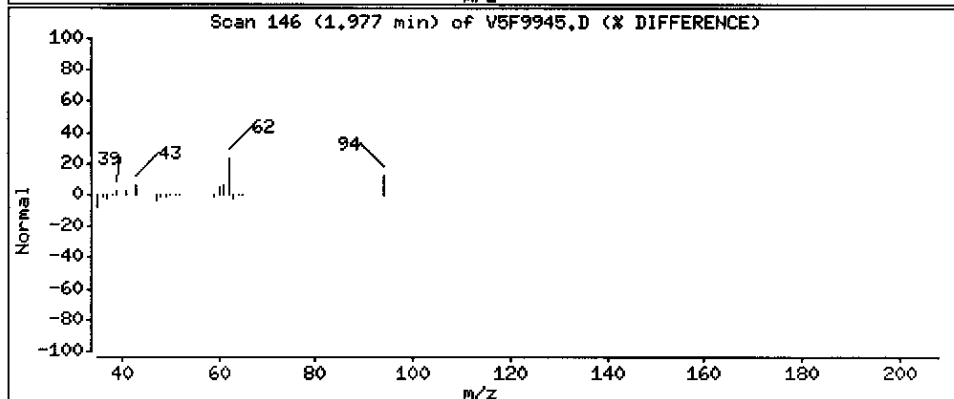
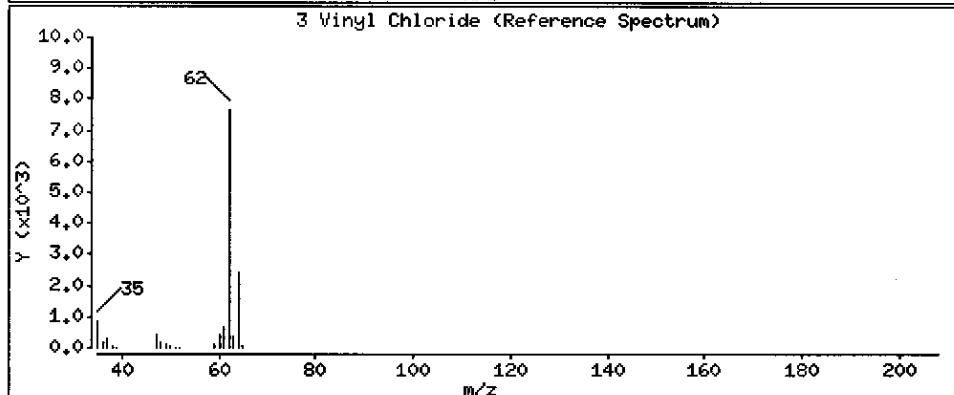
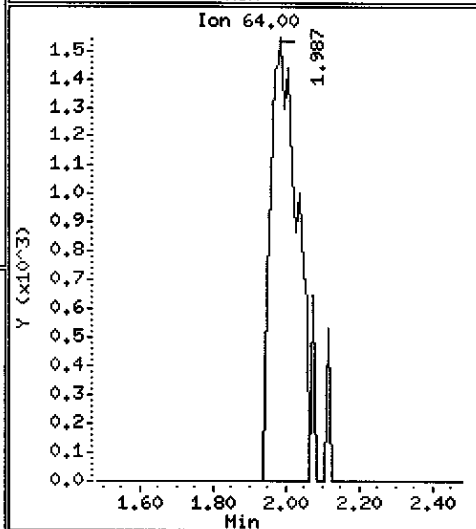
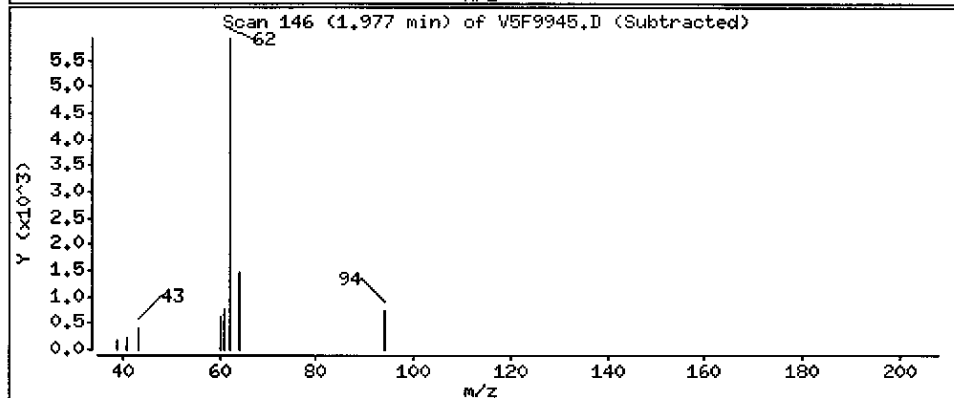
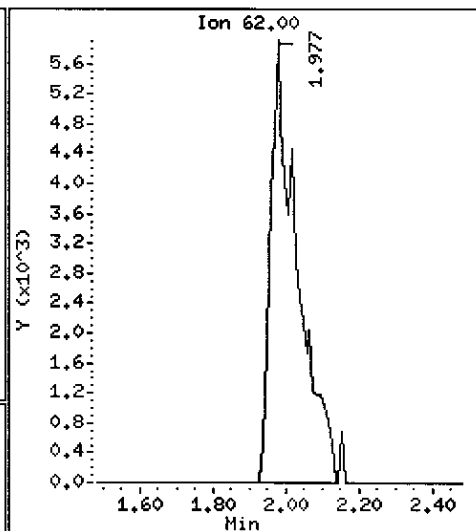
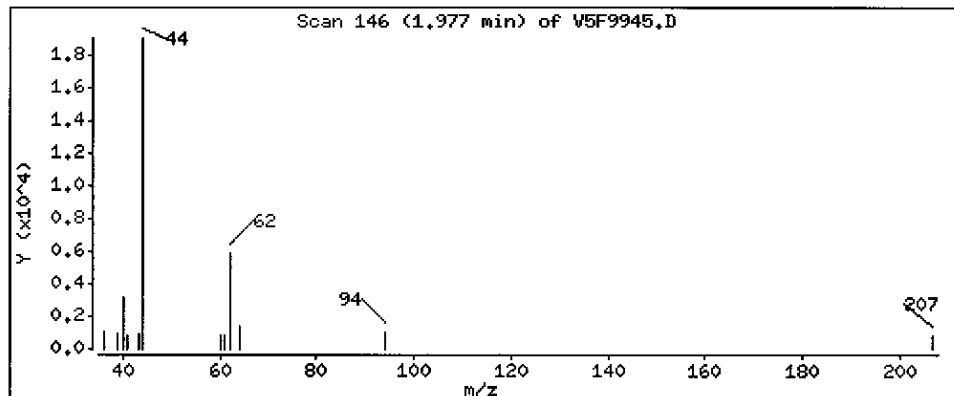
Column phase: DB-624

Operator: JC SRC: LIMS

Column diameter: 0.25

3 Vinyl Chloride

Concentration: 3 ug/Kg



Data File: \\AVOGADRO\ORGANICS\organic\voa\v5.i\050513.B\VF9945.D

Date : 13-MAY-2005 12:37

Client ID: B-650

Instrument: v5.i

Sample Info: ,D0523-03A,,18114

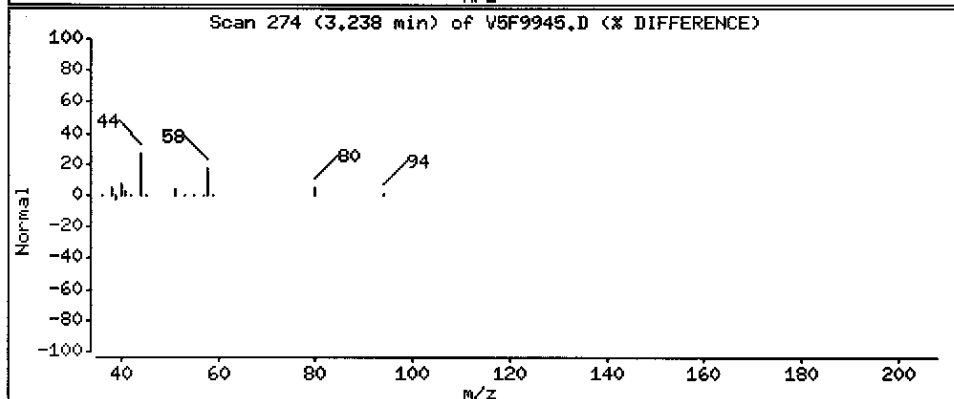
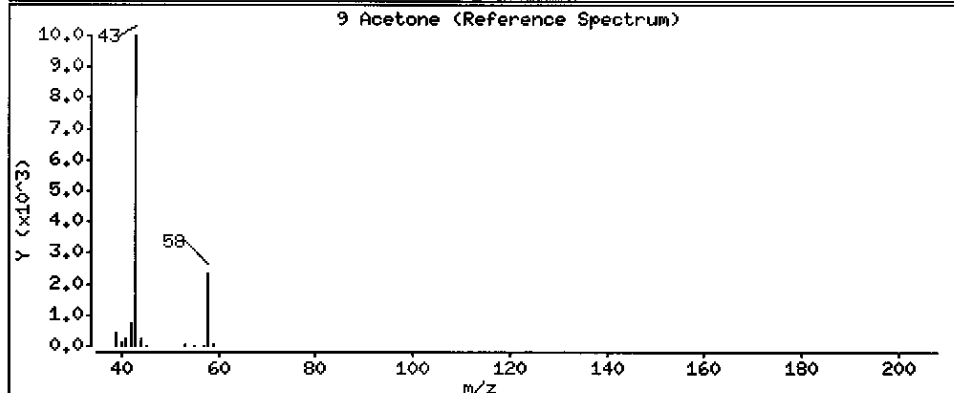
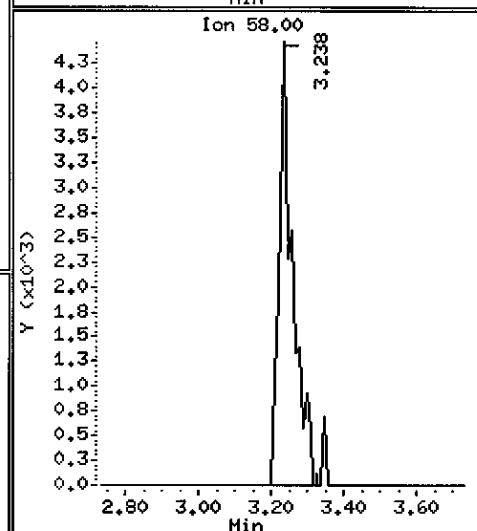
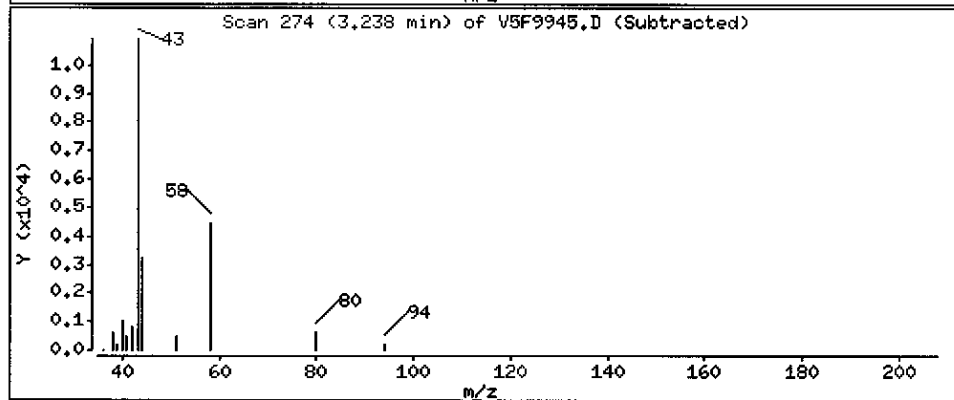
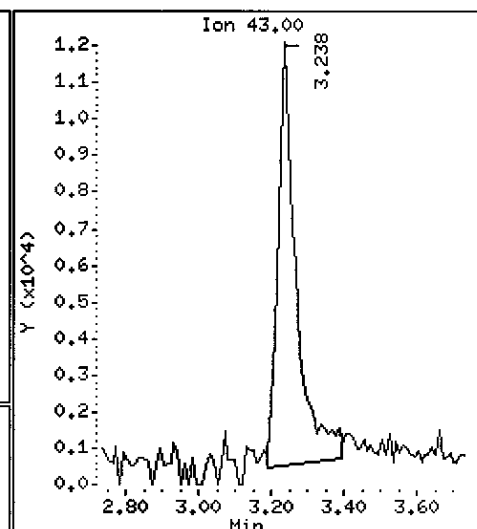
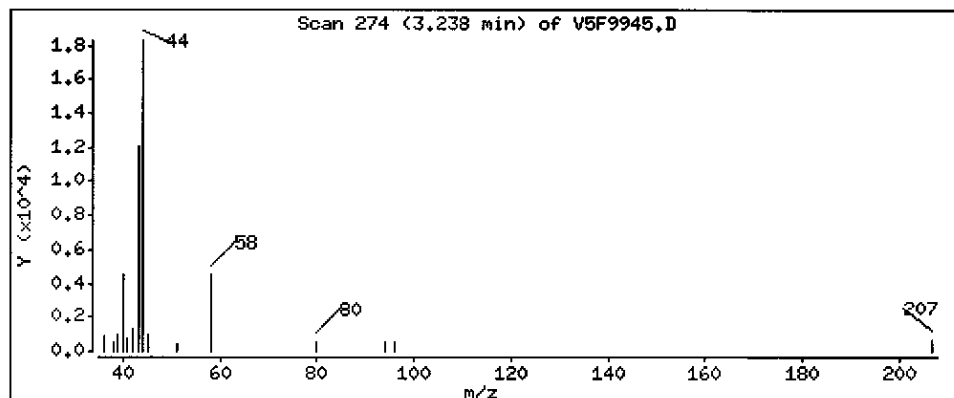
Operator: JC SRC: LIMS

Column phase: DB-624

Column diameter: 0.25

9 Acetone

Concentration: 8 ug/Kg



Data File: \\AVOGADRO\ORGANICS\organic\woa\v5.i\050513.B\VF9945.D

Date : 13-MAY-2005 12:37

Client ID: B-650

Instrument: v5.i

Sample Info: ,D0523-03A,,18114

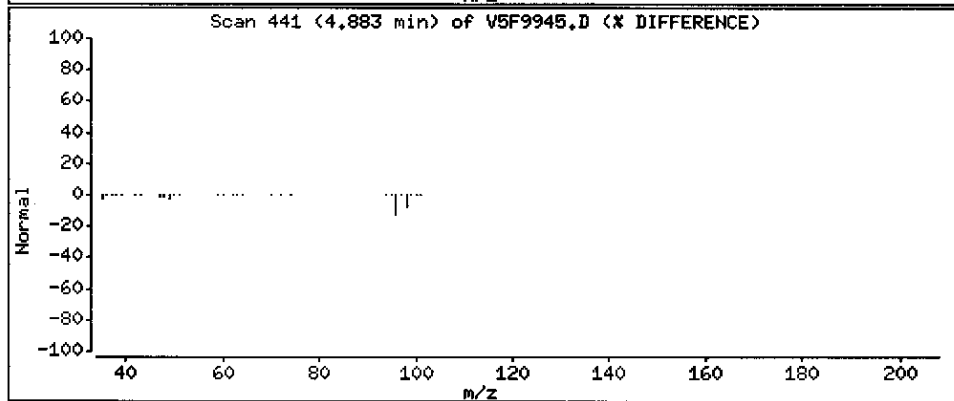
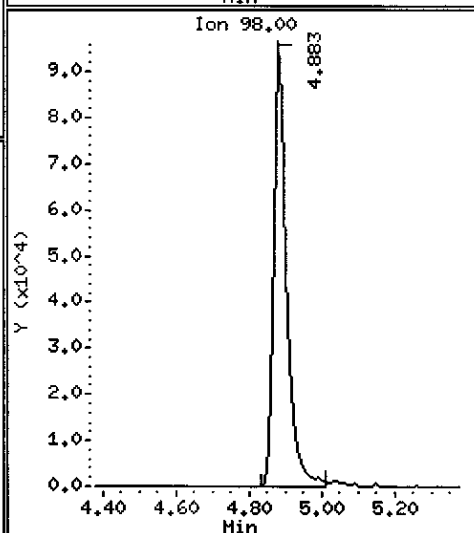
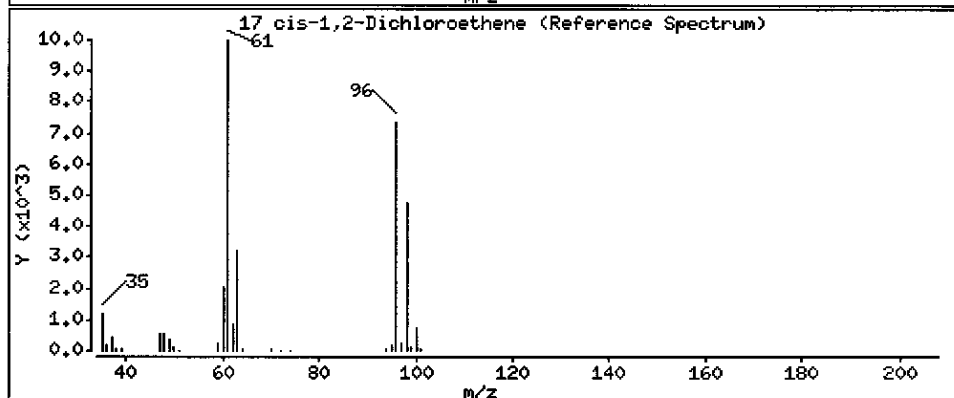
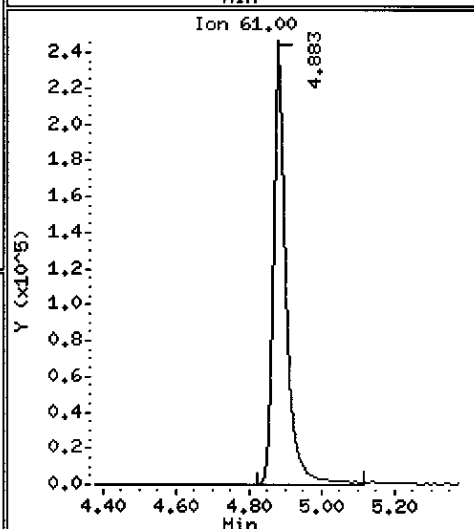
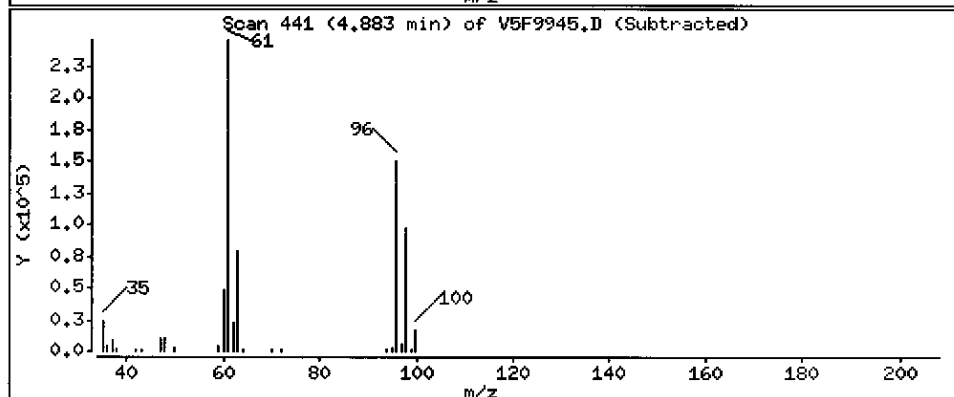
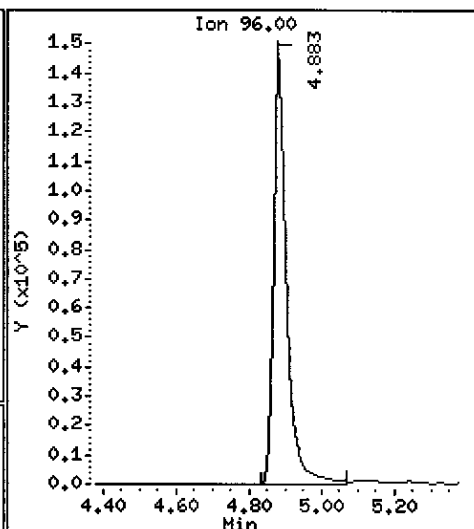
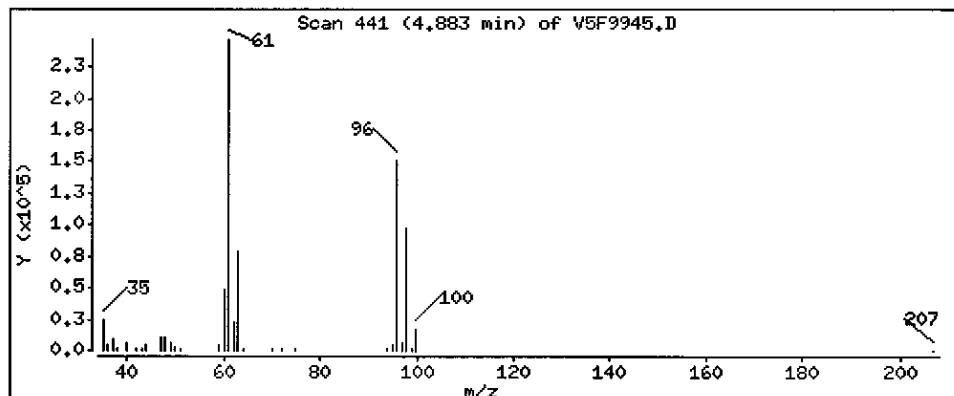
Operator: JC SRC: LIMS

Column phase: DB-624

Column diameter: 0.25

17 cis-1,2-Dichloroethene

Concentration: 45 ug/Kg



Data File: \\AVOGADRO\ORGANICS\organic\voa\5.i\050513.B\VF9945.D

Date : 13-MAY-2005 12:37

Client ID: B-650

Instrument: v5.i

Sample Info: ,D0523-03A,,18114

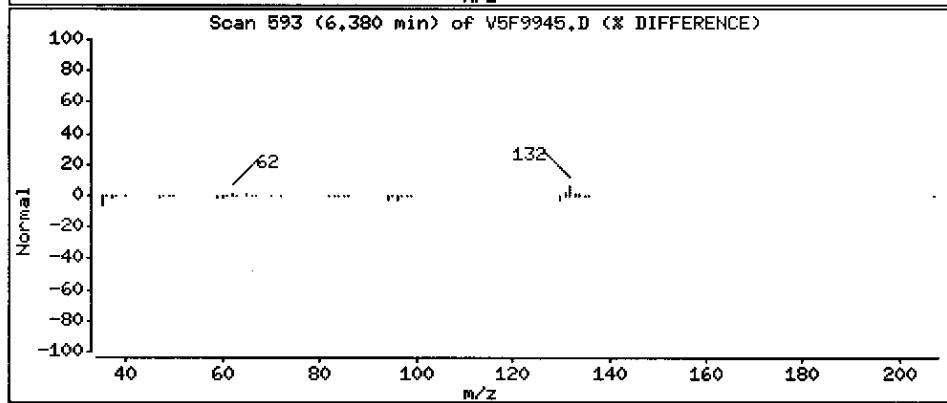
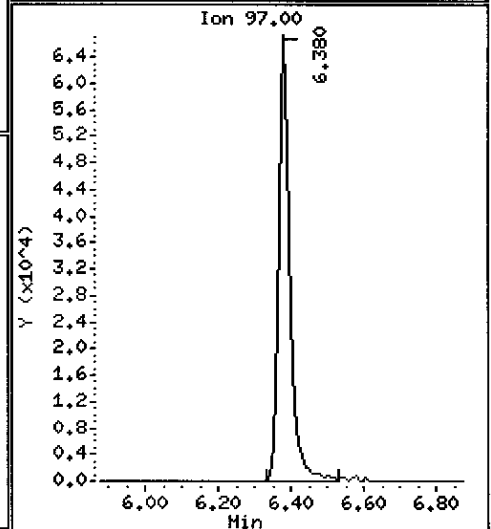
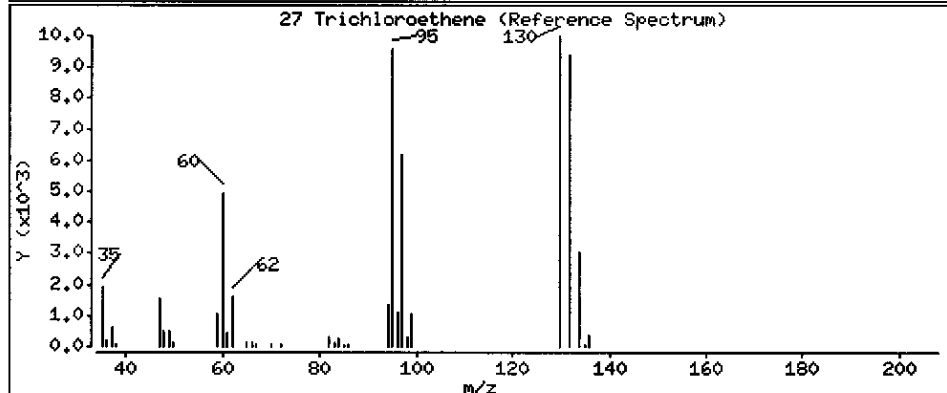
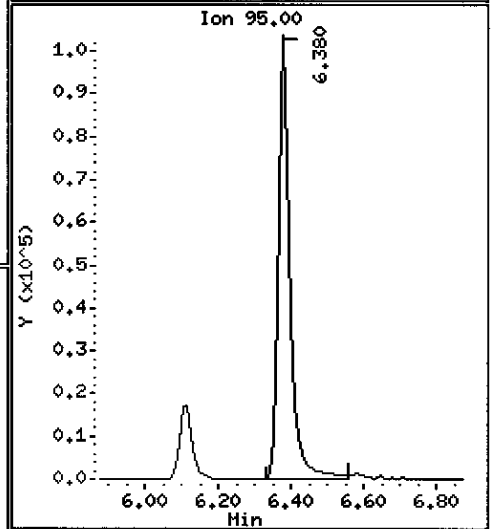
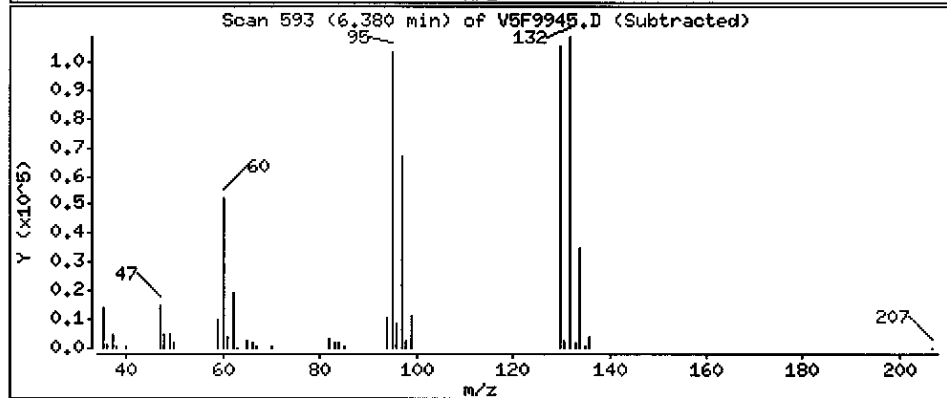
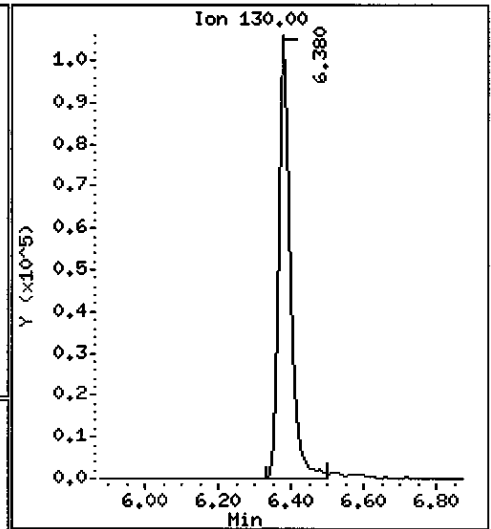
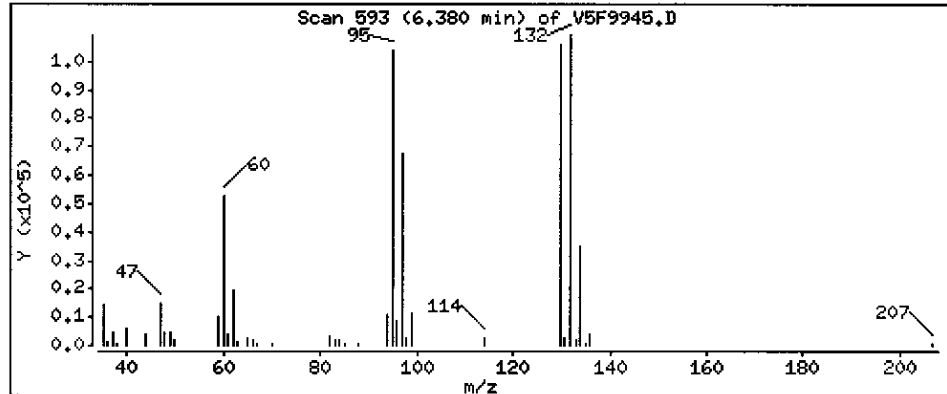
Operator: JC SRC: LIMS

Column phase: DB-624

Column diameter: 0.25

27 Trichloroethene

Concentration: 27 ug/Kg



Data File: \\AVOGADRO\ORGANICS\organic\voa\V5.i\050513.B\VF9945.D

Date : 13-MAY-2005 12:37

Client ID: B-650

Instrument: v5.i

Sample Info: ,D0523-03A,,18114

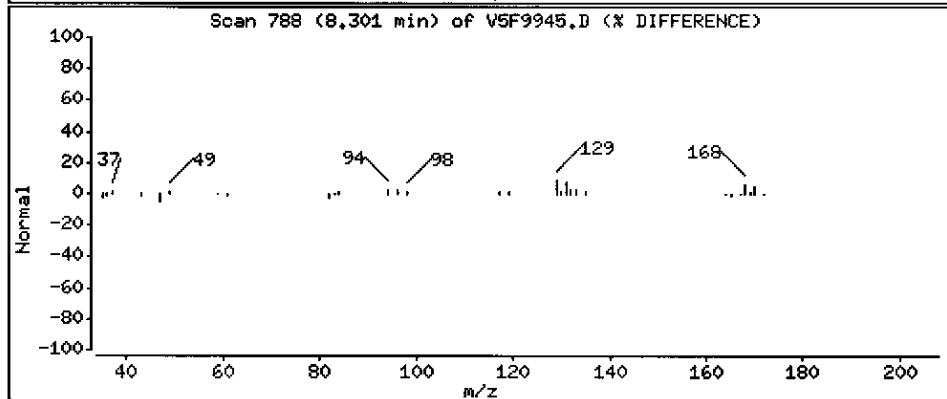
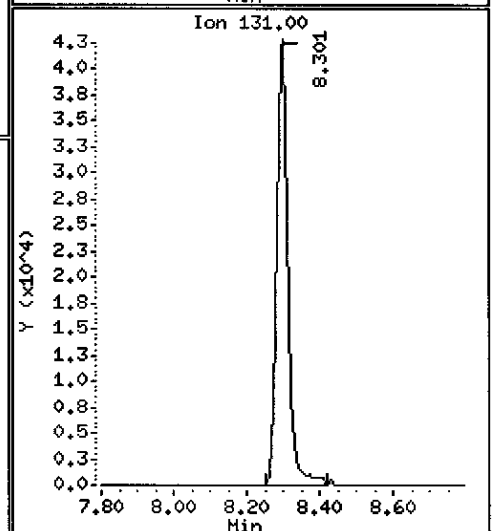
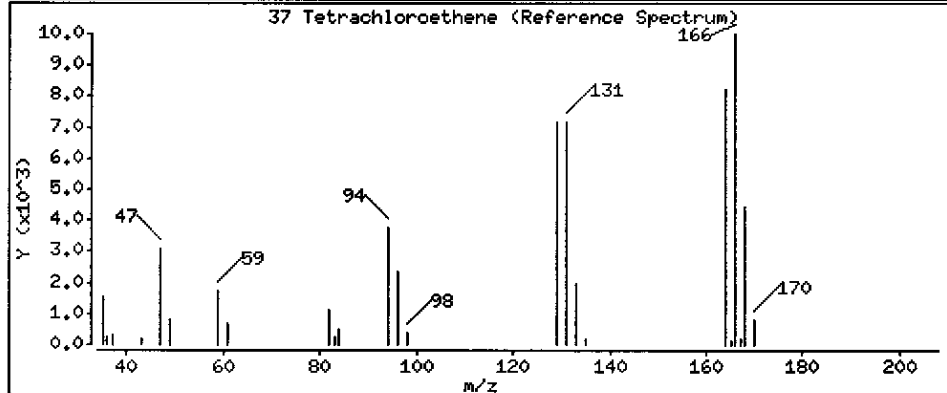
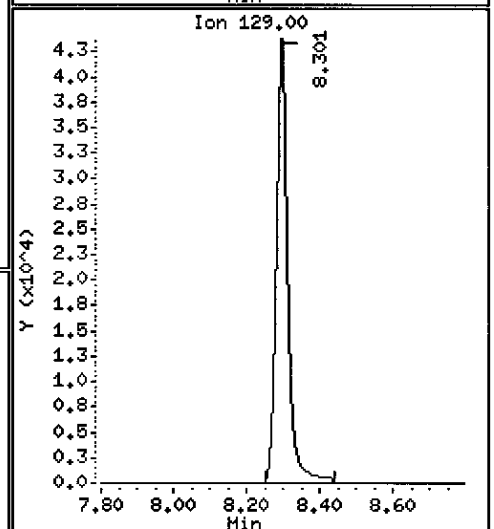
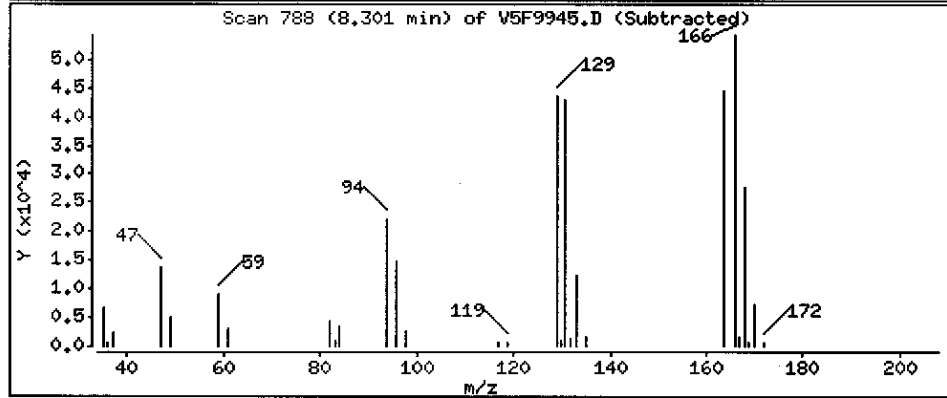
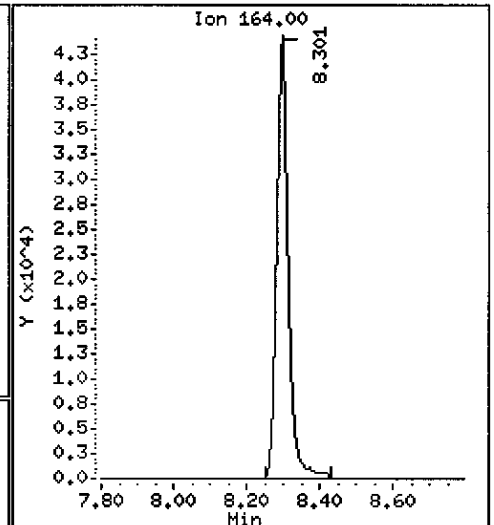
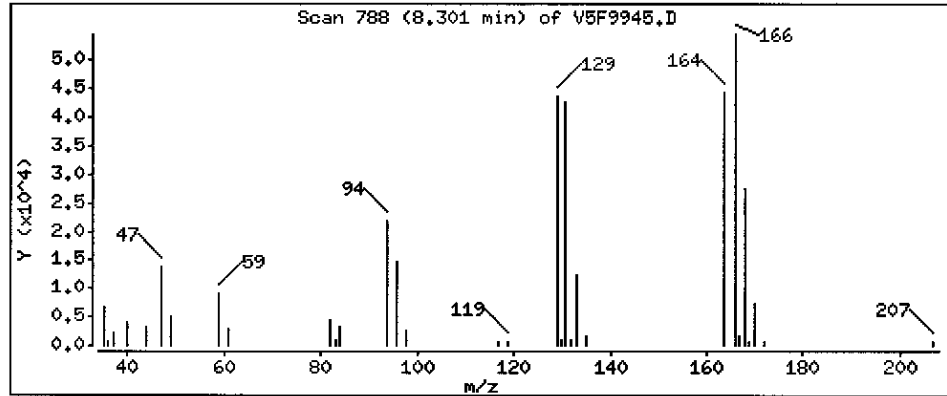
Operator: JC SRC: LIMS

Column phase: DB-624

Column diameter: 0.25

37 Tetrachloroethene

Concentration: 14 ug/Kg



1A  
VOLATILE ORGANICS ANALYSIS DATA SHEET

EPA SAMPLE NO.

B-7140

Lab Name: MITKEM CORPORATION Contract: \_\_\_\_\_

Lab Code: MITKEM Case No.: \_\_\_\_\_ SAS No.: \_\_\_\_\_ SDG No.: MD0523

Matrix: (soil/water) SOIL Lab Sample ID: D0523-04A

Sample wt/vol: 5.0(g/mL) G Lab File ID: V5F9946

Level: (low/med) LOW Date Received: 05/05/05

% Moisture: not dec. 14 Date Analyzed: 05/13/05

GC Column: DB-624 ID: 0.25 (mm) Dilution Factor: 1.0

Soil Extract Volume: \_\_\_\_\_ (mL) Soil Aliquot Volume: \_\_\_\_\_ (uL)

CAS NO.

COMPOUND

CONCENTRATION UNITS:  
(ug/L or ug/Kg) UG/KG Q

75-71-8	Dichlorodifluoromethane	12	U
74-87-3	Chloromethane	12	U
75-01-4	Vinyl Chloride	12	U
74-83-9	Bromomethane	12	U
75-00-3	Chloroethane	12	U
75-69-4	Trichlorofluoromethane	12	U
75-35-4	1,1-Dichloroethene	12	U
76-13-1	1,1,2-Trichloro-1,2,2-trifluoroethane	12	U
67-64-1	Acetone	12	U
75-15-0	Carbon Disulfide	12	U
79-20-9	Methyl Acetate	12	U
75-09-2	Methylene Chloride	12	U
156-60-5	trans-1,2-Dichloroethene	12	U
1634-04-4	Methyl tert-Butyl Ether	12	U
75-34-3	1,1-Dichloroethane	12	U
156-59-2	cis-1,2-Dichloroethene	12	U
78-93-3	2-Butanone	12	U
67-66-3	Chloroform	12	U
71-55-6	1,1,1-Trichloroethane	12	U
110-82-7	Cyclohexane	12	U
56-23-5	Carbon Tetrachloride	12	U
71-43-2	Benzene	12	U
107-06-2	1,2-Dichloroethane	12	U



1B  
VOLATILE ORGANICS ANALYSIS DATA SHEET

EPA SAMPLE NO.

B-7140

Lab Name: MITKEM CORPORATION Contract: \_\_\_\_\_

Lab Code: MITKEM Case No.: \_\_\_\_\_ SAS No.: \_\_\_\_\_ SDG No.: MD0523

Matrix: (soil/water) SOIL Lab Sample ID: D0523-04A

Sample wt/vol: 5.0 (g/mL) G Lab File ID: V5F9946

Level: (low/med) LOW Date Received: 05/05/05

% Moisture: not dec. 14 Date Analyzed: 05/13/05

GC Column: DB-624 ID: 0.25 (mm) Dilution Factor: 1.0

Soil Extract Volume: \_\_\_\_\_ (mL) Soil Aliquot Volume: \_\_\_\_\_ (uL)

CONCENTRATION UNITS:  
(ug/L or ug/Kg) UG/KG Q

CAS NO.	COMPOUND		
79-01-6	Trichloroethene	12	U
108-87-2	Methylcyclohexane	12	U
78-87-5	1,2-Dichloropropane	12	U
75-27-4	Bromodichloromethane	12	U
10061-01-5	cis-1,3-Dichloropropene	12	U
108-10-1	4-Methyl-2-Pentanone	12	U
108-88-3	Toluene	12	U
10061-02-6	trans-1,3-Dichloropropene	12	U
79-00-5	1,1,2-Trichloroethane	12	U
127-18-4	Tetrachloroethene	12	U
591-78-6	2-Hexanone	12	U
124-48-1	Dibromochloromethane	12	U
106-93-4	1,2-Dibromoethane	12	U
108-90-7	Chlorobenzene	12	U
100-41-4	Ethylbenzene	12	U
1330-20-7	Xylene (Total)	12	U
100-42-5	Styrene	12	U
75-25-2	Bromoform	12	U
98-82-8	Isopropylbenzene	12	U
79-34-5	1,1,2,2-Tetrachloroethane	12	U
541-73-1	1,3-Dichlorobenzene	12	U
106-46-7	1,4-Dichlorobenzene	12	U
95-50-1	1,2-Dichlorobenzene	12	U
96-12-8	1,2-Dibromo-3-chloropropane	12	U
120-82-1	1,2,4-Trichlorobenzene	12	U

1F  
VOLATILE ORGANICS ANALYSIS DATA SHEET  
TENTATIVELY IDENTIFIED COMPOUNDS

EPA SAMPLE NO.

B-7140

Lab Name: MITKEM CORPORATION Contract: \_\_\_\_\_

Lab Code: MITKEM Case No.: \_\_\_\_\_ SAS No.: \_\_\_\_\_ SDG No.: MD0523

Matrix: (soil/water) SOIL Lab Sample ID: D0523-04A

Sample wt/vol: 5.0 (g/mL) G Lab File ID: V5F9946

Level: (low/med) LOW Date Received: 05/05/05

% Moisture: not dec. 14 Date Analyzed: 05/13/05

GC Column: DB-624 ID: 0.25 (mm) Dilution Factor: 1.0

Soil Extract Volume: \_\_\_\_\_ (mL) Soil Aliquot Volume: \_\_\_\_\_ (uL)

Number TICs found: 0

CONCENTRATION UNITS:  
(ug/L or ug/Kg) ug/Kg

CAS NUMBER	COMPOUND NAME	RT	EST. CONC.	Q
1.				
2.				
3.				
4.				
5.				
6.				
7.				
8.				
9.				
10.				
11.				
12.				
13.				
14.				
15.				
16.				
17.				
18.				
19.				
20.				
21.				
22.				
23.				
24.				
25.				
26.				
27.				
28.				
29.				
30.				

Data File: \\AVOCADRON\ORGANICS\voa\vo5.i\050513.B\VF9946.D

Date : 13-MAY-2005 13:08

Client ID: B-7140

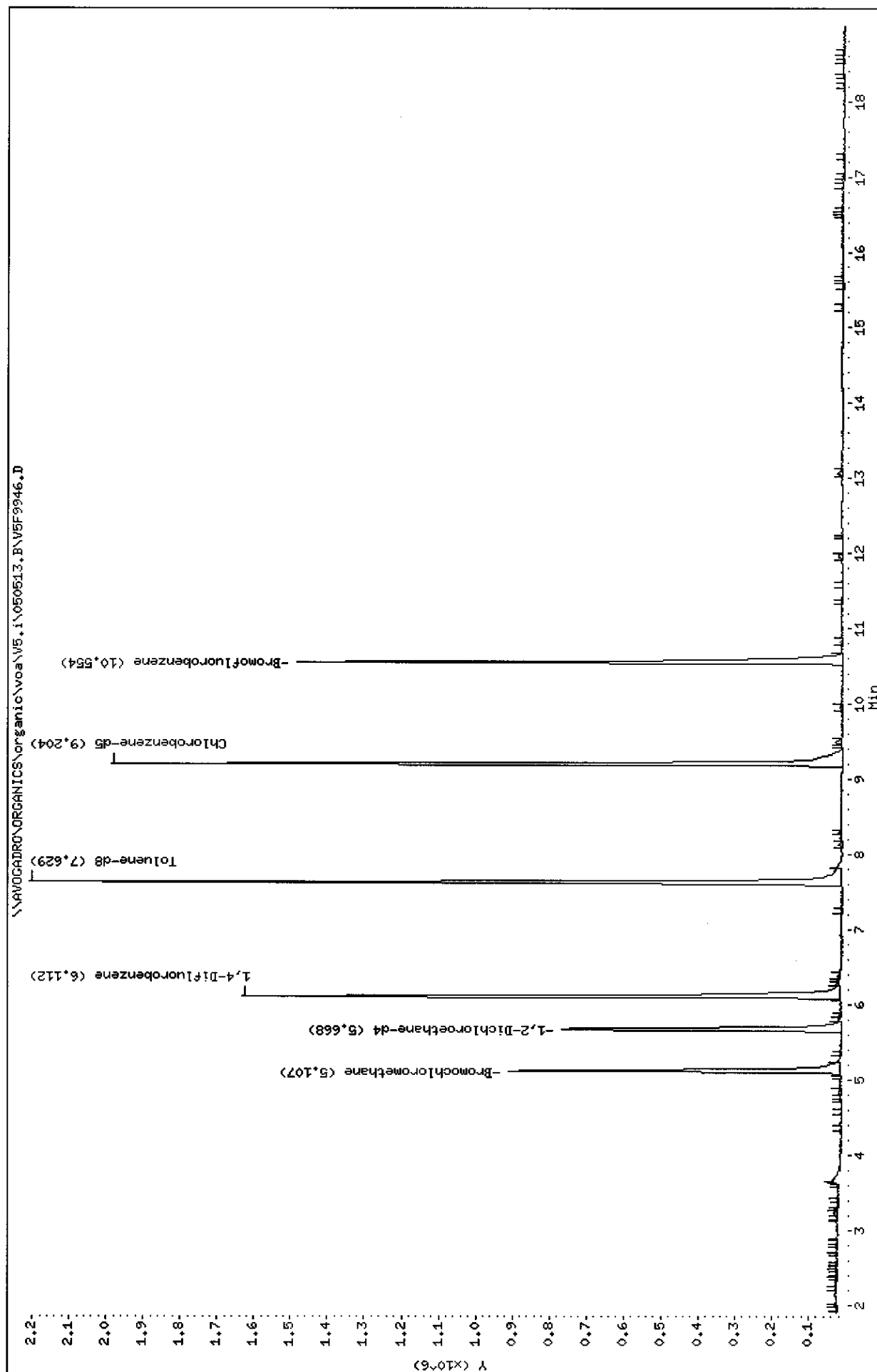
Sample Info: ,D0523-04A,,18114

Column phase: DB-624

Instrument: v5.i

Operator: JC SRC: LIMS

Column diameter: 0.25



Data File: \\AVOGADRO\ORGANICS\organic\voa\V5.i\050513.B\V5F9946.D  
Report Date: 31-May-2005 10:47

Mitkem Corporation

CLP OLM 3/4.X / ASP 95-1 Low Soil - Heated Purge  
Data file : \\AVOGADRO\ORGANICS\organic\voa\V5.i\050513.B\V5F9946.D  
Lab Smp Id: D0523-04A Client Smp ID: B-7140  
Inj Date : 13-MAY-2005 13:08  
Operator : JC SRC: LIMS Inst ID: v5.i  
Smp Info : ,D0523-04A,,18114  
Misc Info :  
Comment :  
Method : \\AVOGADRO\ORGANICS\organic\voa\V5.i\050513.B\v5clp4h.m  
Meth Date : 31-May-2005 10:42 mtl Quant Type: ISTD  
Cal Date : 13-MAY-2005 10:09 Cal File: V5F9941.D  
Als bottle: 6  
Dil Factor: 1.00000  
Integrator: HP RTE Compound Sublist: CLP4.sub  
Target Version: 4.03  
Processing Host: TARGET3

Concentration Formula:  $\text{Amt} * \text{DF} * \text{Uf} * 5 / (\text{Ws} * (100 - \text{M}) / 100)$

Name	Value	Description
DF	1.000	Dilution Factor
Uf	1.000	ng unit correction factor
Ws	5.000	Weight of sample (g)
M	14.000	% Moisture (not decanted)

Compounds	QUANT SIG	CONCENTRATIONS					
		MASS	RT	EXP RT	REL RT	RESPONSE	ON-COLUMN ( ug/L) FINAL (ug/Kg)
* 18 Bromochloromethane	128	5.117	5.112	(1.000)	324676	50.0000	
\$ 23 1,2-Dichloroethane-d4	65	5.668	5.674	(1.108)	683713	51.1540	59
* 26 1,4-Difluorobenzene	114	6.112	6.107	(1.000)	1611055	50.0000	
\$ 33 Toluene-d8	98	7.628	7.624	(0.829)	1753889	49.7487	58
* 42 Chlorobenzene-d5	117	9.204	9.200	(1.000)	1454988	50.0000	
\$ 50 Bromofluorobenzene	95	10.554	10.549	(1.147)	702586	48.6837	57

5/31/05

K

Data File: \\AVOGADRO\ORGANICS\organic\voa\V5.i\050513.B\V5F9946.D  
Report Date: 31-May-2005 10:47

Mitkem Corporation

CLP OLM 3/4.X / ASP 95-1 Low Soil - Heated Purge  
Data file : \\AVOGADRO\ORGANICS\organic\voa\V5.i\050513.B\V5F9946.D  
Lab Smp Id: D0523-04A Client Smp ID: B-7140  
Inj Date : 13-MAY-2005 13:08  
Operator : JC SRC: LIMS Inst ID: v5.i  
Smp Info : ,D0523-04A,,18114  
Misc Info :  
Comment :  
Method : \\AVOGADRO\ORGANICS\organic\voa\V5.i\050513.B\v5clp4h.m  
Meth Date : 31-May-2005 10:42 mtl Quant Type: ISTD  
Cal Date : 13-MAY-2005 10:09 Cal File: V5F9941.D  
Als bottle: 6  
Dil Factor: 1.00000  
Integrator: HP RTE Compound Sublist: CLP4.sub  
Target Version: 4.03  
Processing Host: TARGET3

- NO TENTATIVELY IDENTIFIED COMPOUNDS -

6A  
VOLATILE ORGANICS INITIAL CALIBRATION DATA

Lab Name: MITKEM CORPORATION Contract: \_\_\_\_\_  
 Lab Code: MITKEM Case No.: \_\_\_\_\_ SAS No.: \_\_\_\_\_ SDG No.: MD0523  
 Instrument ID: V5 Calibration Date(s): 04/13/05 04/13/05  
 Heated Purge: (Y/N) Y Calibration Times: 1117 1455  
 GC Column: DB-624 ID: 0.25 (mm)

LAB FILE ID:		RRF10 =	V5F9477	RRF20 =	V5F9480		
RRF50 =		V5F9476	RRF100=	V5F9479	RRF200=	V5F9478	
COMPOUND	RRF10	RRF20	RRF50	RRF100	RRF200	RRF	% RSD
Dichlorodifluoromethane	2.043	2.463	2.554	2.326	2.546	2.386	8.9
Chloromethane	2.158	2.256	2.239	2.086	2.172	2.182	3.1
Vinyl Chloride *	1.636	1.949	1.924	1.833	2.003	1.869	7.7*
Bromomethane *	0.791	1.019	0.997	0.854	0.927	0.918	10.4*
Chloroethane	0.748	0.840	0.862	0.698	0.772	0.784	8.6
Trichlorofluoromethane	1.583	1.968	2.104	1.810	2.002	1.893	10.7
1,1-Dichloroethene *	0.839	1.025	1.078	0.983	0.998	0.985	9.0*
1,1,2-Trichloro- 1,2,2-trifluoroethane	0.616	1.052	1.067	0.922	1.344	1.000	26.4
Acetone	1.140	0.822	0.937	0.662	0.690	0.850	23.0
Carbon Disulfide	3.526	3.842	4.158	3.747	3.985	3.852	6.2
Methyl Acetate	1.272	1.104	1.110	0.972	1.009	1.093	10.6
Methylene Chloride	1.004	1.296	1.180	1.570	1.223	1.255	16.4
trans-1,2-Dichloroethene	1.368	1.623	1.518	1.458	1.499	1.493	6.2
Methyl tert-Butyl Ether	4.490	4.421	4.481	4.098	3.954	4.289	5.8
1,1-Dichloroethane *	3.070	3.539	3.559	3.144	3.216	3.306	6.9*
cis-1,2-Dichloroethene	1.514	1.733	1.674	1.492	1.542	1.591	6.7
2-Butanone	1.322	1.345	1.230	1.137	1.127	1.232	8.2
Chloroform *	2.747	3.077	3.036	2.684	2.740	2.857	6.5*
1,1,1-Trichloroethane *	0.359	0.372	0.404	0.330	0.404	0.374	8.5*
Cyclohexane	0.575	0.632	0.672	0.566	0.622	0.613	7.1
Carbon Tetrachloride *	0.316	0.331	0.374	0.308	0.357	0.337	8.2*
Benzene *	1.306	1.265	1.333	1.127	1.094	1.225	8.8*
1,2-Dichloroethane *	2.207	2.200	2.255	1.961	1.993	2.123	6.4*
Trichloroethene *	0.330	0.333	0.344	0.298	0.305	0.322	6.0*
Methylcyclohexane	0.473	0.522	0.557	0.481	0.498	0.506	6.7

\* Compounds with required minimum RRF and maximum %RSD values.  
 All other compounds must meet a minimum RRF of 0.010.

6B  
VOLATILE ORGANICS INITIAL CALIBRATION DATA

Lab Name: MITKEM CORPORATION Contract: \_\_\_\_\_  
 Lab Code: MITKEM Case No.: \_\_\_\_\_ SAS No.: \_\_\_\_\_ SDG No.: MD0523  
 Instrument ID: V5 Calibration Date(s): 04/13/05 04/13/05  
 Heated Purge: (Y/N) Y Calibration Times: 1117 1455  
 GC Column: DB-624 ID: 0.25 (mm)

LAB FILE ID:		RRF10 =	V5F9477	RRF20 =	V5F9480		
RRF50 =		V5F9476	RRF100=	V5F9479	RRF200=	V5F9478	
COMPOUND		RRF10	RRF20	RRF50	RRF100	RRF200	% RSD
1,2-Dichloropropane		0.392	0.377	0.393	0.324	0.311	10.8
Bromodichloromethane	*	0.446	0.412	0.461	0.388	0.401	7.3*
cis-1,3-Dichloropropene	*	0.507	0.500	0.553	0.460	0.484	6.9*
4-Methyl-2-Pentanone		0.523	0.460	0.410	0.391	0.360	14.9
Toluene	*	1.292	1.384	1.385	1.217	1.098	9.5*
trans-1,3-Dichloropropene	*	0.482	0.455	0.476	0.411	0.431	6.7*
1,1,2-Trichloroethane	*	0.264	0.238	0.256	0.218	0.212	9.6*
Tetrachloroethene	*	0.248	0.289	0.299	0.269	0.252	8.3*
2-Hexanone		0.452	0.418	0.365	0.361	0.332	12.6
Dibromochloromethane	*	0.310	0.288	0.319	0.275	0.292	5.9*
1,2-Dibromoethane		0.322	0.307	0.325	0.295	0.289	5.2
Chlorobenzene	*	0.904	0.947	0.897	0.810	0.768	8.5*
Ethylbenzene	*	0.398	0.454	0.461	0.414	0.402	7.0*
Xylene (Total)	*	0.504	0.560	0.570	0.492	0.464	8.8*
Styrene	*	0.683	0.764	0.752	0.655	0.603	9.8*
Bromoform	*	0.225	0.184	0.216	0.186	0.199	8.9*
Isopropylbenzene		1.309	1.478	1.484	1.296	1.226	8.6
1,1,2,2-Tetrachloroethane	*	0.504	0.437	0.457	0.408	0.389	10.2*
1,3-Dichlorobenzene	*	0.755	0.838	0.778	0.703	0.662	9.1*
1,4-Dichlorobenzene	*	0.809	0.869	0.771	0.704	0.669	10.5*
1,2-Dichlorobenzene	*	0.739	0.776	0.725	0.651	0.619	9.3*
1,2-Dibromo-3-chloropropane		0.087	0.067	0.070	0.066	0.064	13.0
1,2,4-Trichlorobenzene	*	0.534	0.512	0.389	0.382	0.370	17.9*
Toluene-d8		1.349	1.229	1.164	1.099	0.953	12.7
Bromofluorobenzene	*	0.633	0.554	0.516	0.476	0.435	14.5*
1,2-Dichloroethane-d4		2.437	2.079	2.097	1.920	1.846	11.0

\* Compounds with required minimum RRF and maximum %RSD values.  
 All other compounds must meet a minimum RRF of 0.010.

Data File: \\AVOGADRO\ORGANICS\organic\voa\VS.1\050413.B\VSF9477.D

Date : 13-APR-2005 12:27

Client ID: VSTD0105Z

Sample Info: ,VSTD0105Z,VSTD0105Z

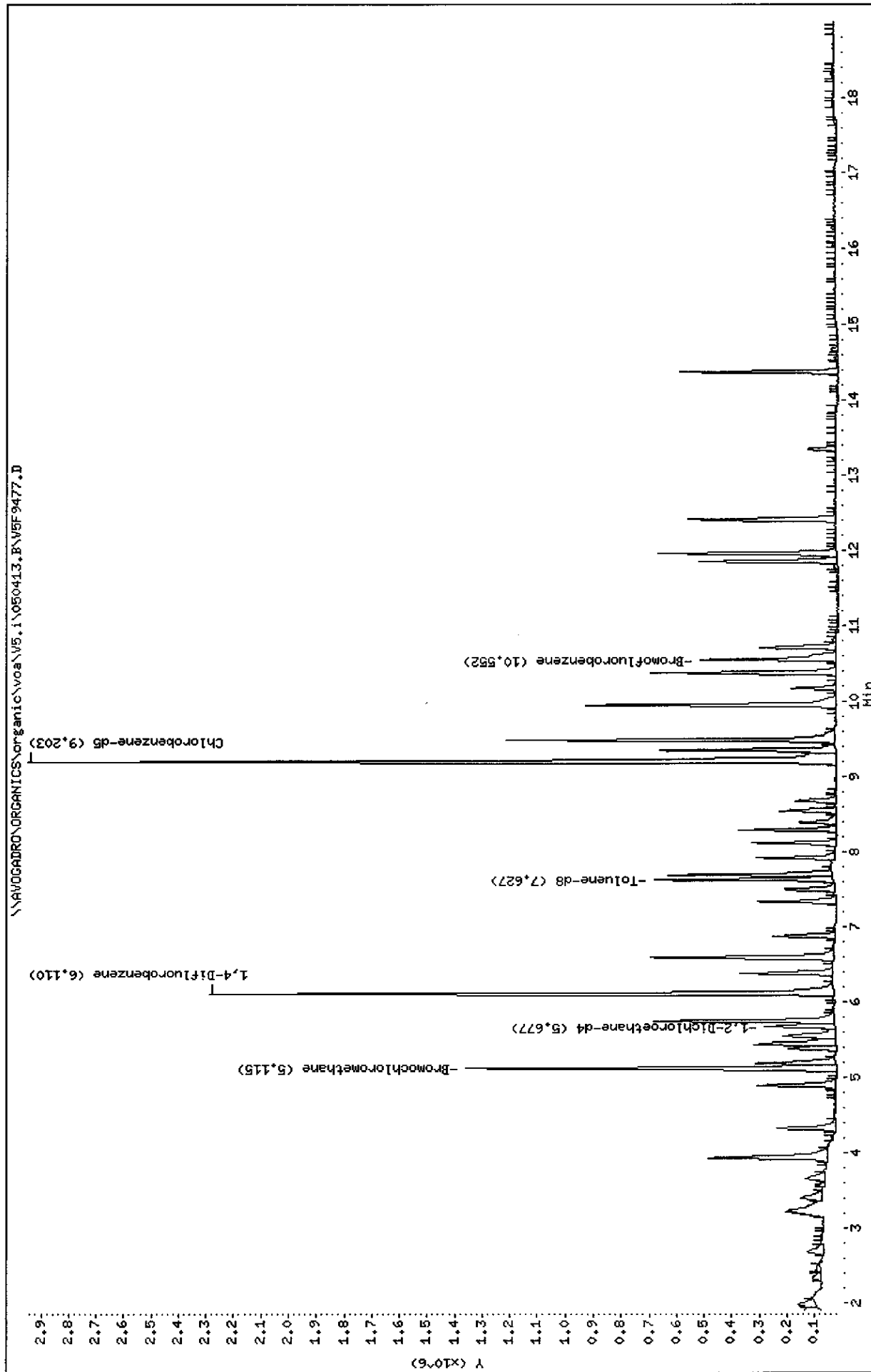
Column phase: DB-624

**COPY**

Operator: JC

Column diameter: 0.25

Original Documents Are Included in CSF \_\_\_\_\_  
Signed: \_\_\_\_\_ Date: \_\_\_\_\_





Mitkem Corporation

CLP OLM 3/4.X / ASP 95-1 Low Soil - Heated Purge

Data file : \\AVOGADRO\ORGANICS\organic\voa\V5.i\050413.B\V5F9477.D  
 Lab Smp Id: VSTD0105Z Client Smp ID: VSTD0105Z  
 Inj Date : 13-APR-2005 12:27  
 Operator : JC Inst ID: v5.i  
 Smp Info : ,VSTD0105Z,VSTD0105Z  
 Misc Info : ,1  
 Comment :  
 Method : \\AVOGADRO\ORGANICS\organic\voa\V5.i\050413.B\v5clp4h.m  
 Meth Date : 13-Apr-2005 15:47 mtl Quant Type: ISTD  
 Cal Date : 13-APR-2005 11:17 Cal File: V5F9476.D  
 Als bottle: 2 Calibration Sample, Level: 1  
 Dil Factor: 1.00000  
 Integrator: HP RTE Compound Sublist: CLP4.sub  
 Target Version: 4.03  
 Processing Host: TARGET8

Concentration Formula:  $\text{Amt} * \text{DF} * \text{Uf} * 5 / (\text{Ws} * (100 - \text{M}) / 100)$

Name	Value	Description
DF	1.000	Dilution Factor
Uf	1.000	ng unit correction factor
Ws	5.000	Weight of sample (g)
M	0.000	% Moisture (not decanted)

Compounds	QUANT SIG						AMOUNTS	
	MASS	RT	EXP RT	REL RT	RESPONSE		CAL-AMT ( ug/L)	ON-COL ( ug/L)
1 Dichlorodifluoromethane	85	1.678	1.681 (0.328)		189037		10.0000	9 (a)
2 Chloromethane	50	1.865	1.858 (0.365)		199688		10.0000	10
3 Vinyl Chloride	62	1.973	1.977 (0.386)		151401		10.0000	9 (a)
4 Bromomethane	94	2.328	2.331 (0.455)		73222		10.0000	9 (a)
5 Chloroethane	64	2.446	2.439 (0.478)		69197		10.0000	9 (a)
6 Trichlorofluoromethane	101	2.673	2.676 (0.522)		146417		10.0000	9 (a)
7 1,1-Dichloroethene	96	3.185	3.178 (0.623)		77644		10.0000	9 (a)
8 1,1,2-Trichloro-1,2,2-trifluo	101	3.204	3.208 (0.626)		57022		10.0000	7 (a)
9 Acetone	43	3.234	3.227 (0.632)		105484		10.0000	11
10 Carbon Disulfide	76	3.402	3.395 (0.665)		326216		10.0000	9 (a)
11 Methyl Acetate	43	3.933	3.927 (0.769)		117660		10.0000	11
12 Methylene Chloride	84	3.648	3.641 (0.713)		92901		10.0000	9 (a)
13 trans-1,2-Dichloroethene	96	3.924	3.917 (0.767)		126576		10.0000	9 (a)
14 Methyl tert-Butyl Ether	73	3.943	3.927 (0.771)		415446		10.0000	10
15 1,1-Dichloroethane	63	4.327	4.321 (0.846)		284056		10.0000	9 (a)

**COPY**  
 Original Documents Are Included in CSF \_\_\_\_\_  
 Signed: \_\_\_\_\_ Date: \_\_\_\_\_

Compounds	QUANT SIG						AMOUNTS	
	MASS	RT	EXP RT	REL RT	RESPONSE		CAL-AMT ( ug/L)	ON-COL ( ug/L)
=====	=====	==	=====	=====	=====		=====	=====
16 2-Butanone	43	4.908	4.892 (0.960)		122322		10.0000	10
17 cis-1,2-Dichloroethane	96	4.889	4.882 (0.956)		140075		10.0000	9 (a)
* 18 Bromochloromethane	128	5.115	5.109 (1.000)		462586		50.0000	
19 Chloroform	83	5.194	5.188 (1.015)		254146		10.0000	9 (a)
20 1,1,1-Trichloroethane	97	5.381	5.375 (0.881)		150296		10.0000	9 (a)
21 Cyclohexane	56	5.440	5.434 (0.890)		240942		10.0000	9 (a)
22 Carbon Tetrachloride	117	5.549	5.542 (0.908)		132582		10.0000	9 (a)
\$ 23 1,2-Dichloroethane-d4	65	5.677	5.670 (1.110)		225447		10.0000	11
24 1,2-Dichloroethane	62	5.746	5.739 (1.123)		204183		10.0000	10
25 Benzene	78	5.736	5.739 (0.939)		547247		10.0000	10
* 26 1,4-Difluorobenzene	114	6.110	6.104 (1.000)		2094805		50.0000	
27 Trichloroethene	130	6.376	6.379 (1.044)		138325		10.0000	10
28 Methylcyclohexane	83	6.583	6.576 (1.077)		198201		10.0000	9 (a)
29 1,2-Dichloropropane	63	6.593	6.596 (1.079)		164182		10.0000	10
30 Bromodichloromethane	83	6.878	6.872 (1.126)		186890		10.0000	10
31 cis-1,3-Dichloropropene	75	7.341	7.335 (1.202)		212244		10.0000	10
32 4-Methyl-2-Pentanone	43	7.499	7.492 (0.815)		211045		10.0000	11
\$ 33 Toluene-d8	98	7.627	7.620 (0.829)		543819		10.0000	11
34 Toluene	91	7.696	7.699 (0.836)		520960		10.0000	10
35 trans-1,3-Dichloropropene	75	7.922	7.916 (1.297)		202085		10.0000	10
36 1,1,2-Trichloroethane	97	8.119	8.113 (1.329)		110585		10.0000	10
37 Tetrachloroethene	164	8.297	8.290 (0.902)		99800		10.0000	9 (a)
38 2-Hexanone	43	8.385	8.389 (0.911)		182312		10.0000	11
39 Dibromochloromethane	129	8.553	8.546 (1.400)		130040		10.0000	10
40 1,2-Dibromoethane	107	8.681	8.684 (0.943)		129697		10.0000	10
* 42 Chlorobenzene-d5	117	9.203	9.196 (1.000)		2015870		50.0000	
43 Chlorobenzene	112	9.232	9.236 (1.003)		364315		10.0000	10
44 Ethylbenzene	106	9.360	9.354 (1.017)		160301		10.0000	9 (a)
45 m,p-Xylene	106	9.489	9.492 (1.031)		427011		20.0000	19
46 o-Xylene	106	9.951	9.945 (1.081)		203130		10.0000	9 (a)
47 Styrene	104	9.961	9.955 (1.082)		275349		10.0000	10
48 Bromoform	173	10.168	10.171 (1.664)		94121		10.0000	10
49 Isopropylbenzene	105	10.375	10.378 (1.127)		527764		10.0000	9 (a)
\$ 50 Bromofluorobenzene	95	10.552	10.556 (1.147)		255121		10.0000	11
51 1,1,2,2-Tetrachloroethane	83	10.710	10.713 (1.164)		203380		10.0000	10
M 41 Xylene (Total)	106				630142		10.0000	29
52 1,3-Dichlorobenzene	146	11.862	11.856 (1.289)		304269		10.0000	10
53 1,4-Dichlorobenzene	146	11.961	11.964 (1.300)		326022		10.0000	10
54 1,2-Dichlorobenzene	146	12.414	12.407 (1.349)		297897		10.0000	10
55 1,2-Dibromo-3-chloropropane	75	13.359	13.353 (1.452)		34908		10.0000	11
56 1,2,4-Trichlorobenzene	180	14.384	14.387 (1.563)		215133		10.0000	12

# QC Flag Legend

a - Target compound detected but, quantitated amount  
Below Limit Of Quantitation(BLOQ).

5/6/05

Data File: \\AVOGADRO\ORGANICS\organic\voa\W5.i\050413.B\VF9480.D

Date : 13-APR-2005 14:55

Client ID: VSTD02052

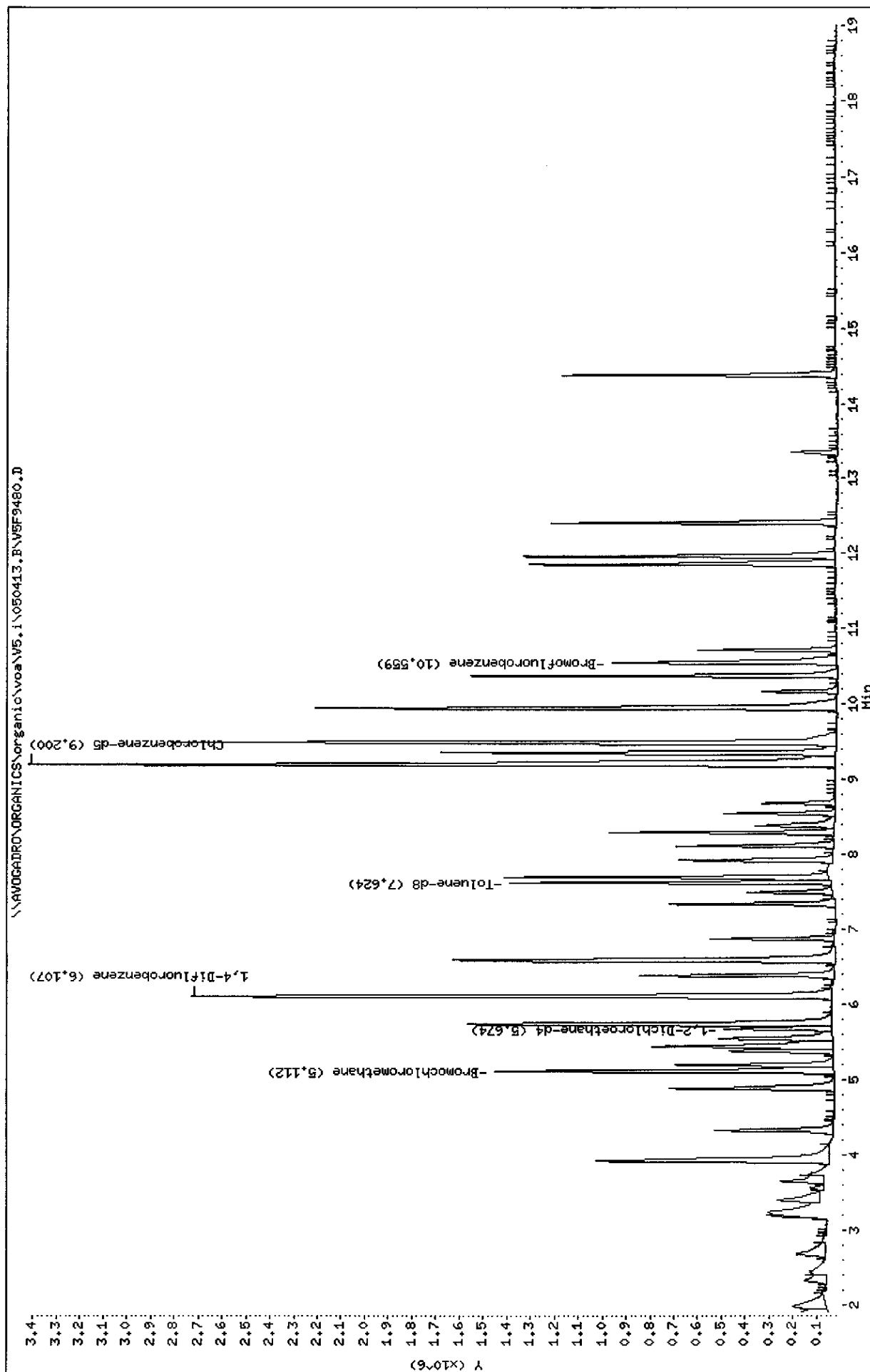
Sample Info: ,VSTD02052,VSTD02052

Instrument: v5.i

Operator: JC

Column diameter: 0.25

Column phase: DB-624



Data File: \\AVOGADRO\ORGANICS\organic\voa\V5.i\050413.B\V5F9480.D  
 Report Date: 06-May-2005 13:19

Mitkem Corporation

CLP OLM 3/4.X / ASP 95-1 Low Soil - Heated Purge  
 Data file : \\AVOGADRO\ORGANICS\organic\voa\V5.i\050413.B\V5F9480.D  
 Lab Smp Id: VSTD0205Z Client Smp ID: VSTD0205Z  
 Inj Date : 13-APR-2005 14:55  
 Operator : JC Inst ID: v5.i  
 Smp Info : ,VSTD0205Z,VSTD0205Z  
 Misc Info : ,1  
 Comment :  
 Method : \\AVOGADRO\ORGANICS\organic\voa\V5.i\050413.B\v5clp4h.m  
 Meth Date : 13-Apr-2005 15:47 mtl Quant Type: ISTD  
 Cal Date : 13-APR-2005 11:17 Cal File: V5F9476.D  
 Als bottle: 5 Calibration Sample, Level: 2  
 Dil Factor: 1.00000  
 Integrator: HP RTE Compound Sublist: CLP4.sub  
 Target Version: 4.03  
 Processing Host: TARGET8

Concentration Formula:  $\text{Amt} * \text{DF} * \text{Uf} * 5 / (\text{Ws} * (100 - \text{M}) / 100)$

Name	Value	Description
DF	1.000	Dilution Factor
Uf	1.000	ng unit correction factor
Ws	5.000	Weight of sample (g)
M	0.000	% Moisture (not decanted)

Compounds	QUANT SIG MASS	RT	EXP RT	REL RT	RESPONSE	AMOUNTS	
						CAL-AMT ( ug/L)	ON-COL ( ug/L)
1 Dichlorodifluoromethane	85	1.675	1.681	(0.328)	483752	20.0000	21
2 Chloromethane	50	1.862	1.858	(0.364)	442953	20.0000	21
3 Vinyl Chloride	62	1.980	1.977	(0.387)	382635	20.0000	21
4 Bromomethane	94	2.325	2.331	(0.455)	200134	20.0000	22
5 Chloroethane	64	2.443	2.439	(0.478)	164998	20.0000	21
6 Trichlorofluoromethane	101	2.670	2.676	(0.522)	386370	20.0000	21
7 1,1-Dichloroethene	96	3.172	3.178	(0.620)	201290	20.0000	21
8 1,1,2-Trichloro-1,2,2-trifluo	101	3.211	3.208	(0.628)	206596	20.0000	21
9 Acetone	43	3.231	3.227	(0.632)	161465	20.0000	19
10 Carbon Disulfide	76	3.389	3.395	(0.663)	754404	20.0000	20
11 Methyl Acetate	43	3.930	3.927	(0.769)	216841	20.0000	20
12 Methylene Chloride	84	3.645	3.641	(0.713)	254453	20.0000	21
13 trans-1,2-Dichloroethene	96	3.911	3.917	(0.765)	318631	20.0000	22
14 Methyl tert-Butyl Ether	73	3.930	3.927	(0.769)	868220	20.0000	21
15 1,1-Dichloroethane	63	4.314	4.321	(0.844)	694914	20.0000	21

						AMOUNTS	
		QUANT SIG					
Compounds	MASS	RT	EXP RT	REL RT	RESPONSE	CAL-AMT ( ug/L)	ON-COL ( ug/L)
=====	=====	==	=====	=====	=====	=====	=====
16 2-Butanone	43	4.896	4.892	(0.958)	264121	20.0000	22
17 cis-1,2-Dichloroethene	96	4.886	4.882	(0.956)	340368	20.0000	22
* 18 Bromochloromethane	128	5.112	5.109	(1.000)	490924	50.0000	
19 Chloroform	83	5.191	5.188	(1.015)	604241	20.0000	22
20 1,1,1-Trichloroethane	97	5.378	5.375	(0.881)	381468	20.0000	20
21 Cyclohexane	56	5.437	5.434	(0.890)	648432	20.0000	21
22 Carbon Tetrachloride	117	5.546	5.542	(0.908)	339673	20.0000	20
\$ 23 1,2-Dichloroethane-d4	65	5.674	5.670	(1.110)	408347	20.0000	20
24 1,2-Dichloroethane	62	5.743	5.739	(1.123)	432105	20.0000	21
25 Benzene	78	5.733	5.739	(0.939)	1298344	20.0000	21
* 26 1,4-Difluorobenzene	114	6.107	6.104	(1.000)	2565349	50.0000	
27 Trichloroethene	130	6.373	6.379	(1.044)	341308	20.0000	21
28 Methylcyclohexane	83	6.580	6.576	(1.077)	535872	20.0000	21
29 1,2-Dichloropropane	63	6.600	6.596	(1.081)	387142	20.0000	21
30 Bromodichloromethane	83	6.875	6.872	(1.126)	422802	20.0000	20
31 cis-1,3-Dichloropropene	75	7.338	7.335	(1.202)	512738	20.0000	20
32 4-Methyl-2-Pentanone	43	7.496	7.492	(0.815)	412214	20.0000	21
\$ 33 Toluene-d8	98	7.624	7.620	(0.829)	1101896	20.0000	21
34 Toluene	91	7.693	7.699	(0.836)	1241379	20.0000	22
35 trans-1,3-Dichloropropene	75	7.919	7.916	(1.297)	467056	20.0000	20
36 1,1,2-Trichloroethane	97	8.116	8.113	(1.329)	243945	20.0000	20
37 Tetrachloroethene	164	8.294	8.290	(0.902)	259538	20.0000	21
38 2-Hexanone	43	8.392	8.389	(0.912)	374487	20.0000	22
39 Dibromochloromethane	129	8.550	8.546	(1.400)	295936	20.0000	19
40 1,2-Dibromoethane	107	8.678	8.684	(0.943)	275526	20.0000	20
* 42 Chlorobenzene-d5	117	9.200	9.196	(1.000)	2241808	50.0000	
43 Chlorobenzene	112	9.229	9.236	(1.003)	849438	20.0000	22
44 Ethylbenzene	106	9.357	9.354	(1.017)	406816	20.0000	21
45 m,p-Xylene	106	9.495	9.492	(1.032)	1046262	40.0000	44
46 o-Xylene	106	9.948	9.945	(1.081)	502351	20.0000	22
47 Styrene	104	9.958	9.955	(1.082)	685521	20.0000	22
48 Bromoform	173	10.175	10.171	(1.666)	189041	20.0000	18
49 Isopropylbenzene	105	10.382	10.378	(1.128)	1325724	20.0000	22
\$ 50 Bromofluorobenzene	95	10.549	10.556	(1.147)	496690	20.0000	21
51 1,1,2,2-Tetrachloroethane	83	10.717	10.713	(1.165)	391806	20.0000	20
M 41 Xylene (Total)	106				1548613	20.0000	67
52 1,3-Dichlorobenzene	146	11.859	11.856	(1.289)	751225	20.0000	22
53 1,4-Dichlorobenzene	146	11.968	11.964	(1.301)	779614	20.0000	23
54 1,2-Dichlorobenzene	146	12.411	12.407	(1.349)	696013	20.0000	22
55 1,2-Dibromo-3-chloropropane	75	13.356	13.353	(1.452)	59912	20.0000	19
56 1,2,4-Trichlorobenzene	180	14.391	14.387	(1.564)	459105	20.0000	23

(38)  
5/6/05

Data File: \\AVOGADRO\ORGANICS\organic\voa\050413.B\050413.B\VF9476.D

Date : 13-APR-2005 11:17

Client ID: VSTD0505Z

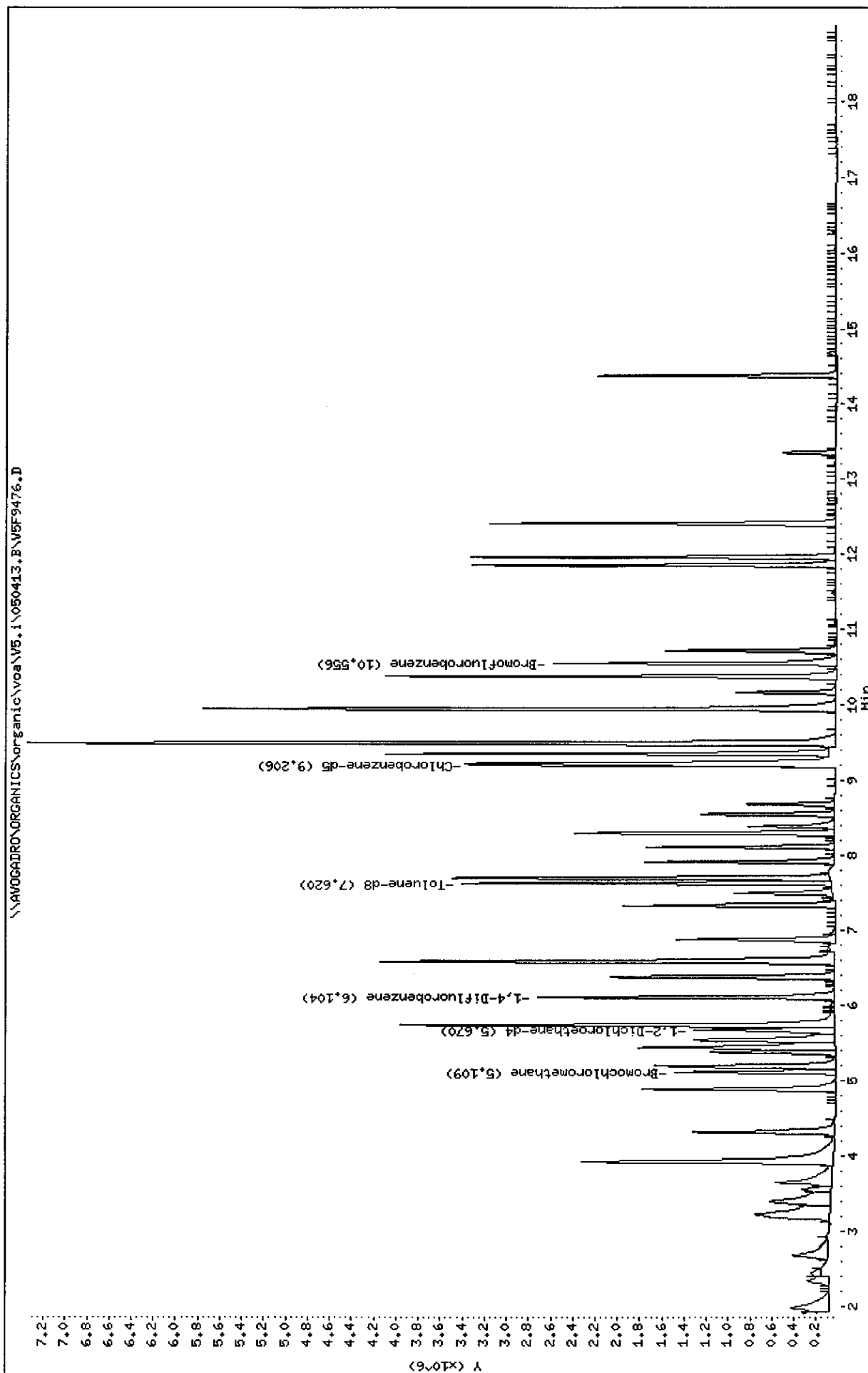
Sample Info: ,VSTD0505Z,VSTD0505Z

Instrument: v5.i

Operator: JC

Column diameter: 0.25

Column phase: DB-624



Mitkem Corporation

CLP OLM 3/4.X / ASP 95-1 Low Soil - Heated Purge  
 Data file : \\AVOGADRO\ORGANICS\organic\voa\V5.i\050413.B\V5F9476.D  
 Lab Smp Id: VSTD0505Z Client Smp ID: VSTD0505Z  
 Inj Date : 13-APR-2005 11:17  
 Operator : JC Inst ID: v5.i  
 Smp Info : ,VSTD0505Z,VSTD0505Z  
 Misc Info : ,2  
 Comment :  
 Method : \\AVOGADRO\ORGANICS\organic\voa\V5.i\050413.B\v5clp4h.m  
 Meth Date : 13-Apr-2005 15:47 mtl Quant Type: ISTD  
 Cal Date : 13-APR-2005 11:17 Cal File: V5F9476.D  
 Als bottle: 1 Calibration Sample, Level: 3  
 Dil Factor: 1.00000  
 Integrator: HP RTE Compound Sublist: CLP4.sub  
 Target Version: 4.03  
 Processing Host: TARGET8

Concentration Formula:  $\text{Amt} * \text{DF} * \text{Uf} * 5 / (\text{Ws} * (100 - \text{M}) / 100)$

Name	Value	Description
DF	1.000	Dilution Factor
Uf	1.000	ng unit correction factor
Ws	5.000	Weight of sample (g)
M	0.000	% Moisture (not decanted)

Compounds	QUANT SIG MASS	RT	EXP RT	REL RT	RESPONSE	AMOUNTS	
						CAL-AMT ( ug/L)	ON-COL ( ug/L)
1 Dichlorodifluoromethane	85	1.681	1.681	(0.329)	1249027	50.0000	50
2 Chloromethane	50	1.858	1.858	(0.364)	1095168	50.0000	50
3 Vinyl Chloride	62	1.977	1.977	(0.387)	941086	50.0000	50
4 Bromomethane	94	2.331	2.331	(0.456)	487640	50.0000	50
5 Chloroethane	64	2.439	2.439	(0.478)	421522	50.0000	50
6 Trichlorofluoromethane	101	2.676	2.676	(0.524)	1029041	50.0000	50
7 1,1-Dichloroethene	96	3.178	3.178	(0.622)	527158	50.0000	50
8 1,1,2-Trichloro-1,2,2-trifluo	101	3.208	3.208	(0.628)	521849	50.0000	50
9 Acetone	43	3.227	3.227	(0.632)	458263	50.0000	50
10 Carbon Disulfide	76	3.395	3.395	(0.665)	2033374	50.0000	50
11 Methyl Acetate	43	3.927	3.927	(0.769)	542892	50.0000	50
12 Methylene Chloride	84	3.641	3.641	(0.713)	577156	50.0000	50
13 trans-1,2-Dichloroethene	96	3.917	3.917	(0.767)	742643	50.0000	50
14 Methyl tert-Butyl Ether	73	3.927	3.927	(0.769)	2191320	50.0000	50
15 1,1-Dichloroethane	63	4.321	4.321	(0.846)	1740532	50.0000	50

						AMOUNTS	
QUANT SIG						CAL-AMT	ON-COL
Compounds	MASS	RT	EXP RT	REL RT	RESPONSE	( ug/L)	( ug/L)
-----	----	==	=====	=====	=====	=====	=====
16 2-Butanone	43	4.892	4.892	(0.958)	601442	50.0000	50
17 cis-1,2-Dichloroethene	96	4.882	4.882	(0.956)	818783	50.0000	50
* 18 Bromochloromethane	128	5.109	5.109	(1.000)	489073	50.0000	
19 Chloroform	83	5.188	5.188	(1.015)	1484922	50.0000	50
20 1,1,1-Trichloroethane	97	5.375	5.375	(0.881)	982027	50.0000	50
21 Cyclohexane	56	5.434	5.434	(0.890)	1635779	50.0000	50
22 Carbon Tetrachloride	117	5.542	5.542	(0.908)	910055	50.0000	50
\$ 23 1,2-Dichloroethane-d4	65	5.670	5.670	(1.110)	1025527	50.0000	50
24 1,2-Dichloroethane	62	5.739	5.739	(1.123)	1102959	50.0000	50
25 Benzene	78	5.739	5.739	(0.940)	3242467	50.0000	50
* 26 1,4-Difluorobenzene	114	6.104	6.104	(1.000)	2432972	50.0000	
27 Trichloroethene	130	6.379	6.379	(1.045)	836123	50.0000	50
28 Methylcyclohexane	83	6.576	6.576	(1.077)	1354472	50.0000	50
29 1,2-Dichloropropane	63	6.596	6.596	(1.081)	956363	50.0000	50
30 Bromodichloromethane	83	6.872	6.872	(1.126)	1122376	50.0000	50
31 cis-1,3-Dichloropropene	75	7.335	7.335	(1.202)	1346363	50.0000	50
32 4-Methyl-2-Pentanone	43	7.492	7.492	(0.815)	910139	50.0000	50
\$ 33 Toluene-d8	98	7.620	7.620	(0.829)	2581538	50.0000	50
34 Toluene	91	7.699	7.699	(0.837)	3071986	50.0000	50
35 trans-1,3-Dichloropropene	75	7.916	7.916	(1.297)	1158602	50.0000	50
36 1,1,2-Trichloroethane	97	8.113	8.113	(1.329)	623431	50.0000	50
37 Tetrachloroethene	164	8.290	8.290	(0.901)	663966	50.0000	50
38 2-Hexanone	43	8.389	8.389	(0.912)	809244	50.0000	50
39 Dibromochloromethane	129	8.546	8.546	(1.400)	776363	50.0000	50
40 1,2-Dibromoethane	107	8.684	8.684	(0.944)	721506	50.0000	50
* 42 Chlorobenzene-d5	117	9.196	9.196	(1.000)	2217543	50.0000	
43 Chlorobenzene	112	9.236	9.236	(1.004)	1989847	50.0000	50
44 Ethylbenzene	106	9.354	9.354	(1.017)	1022099	50.0000	50
45 m,p-Xylene	106	9.492	9.492	(1.032)	2543744	100.0000	100
46 o-Xylene	106	9.945	9.945	(1.081)	1263889	50.0000	50
47 Styrene	104	9.955	9.955	(1.082)	1668068	50.0000	50
48 Bromoform	173	10.171	10.171	(1.666)	525413	50.0000	50
49 Isopropylbenzene	105	10.378	10.378	(1.129)	3291595	50.0000	50
\$ 50 Bromofluorobenzene	95	10.556	10.556	(1.148)	1144269	50.0000	50
51 1,1,2,2-Tetrachloroethane	83	10.713	10.713	(1.165)	1013761	50.0000	50
M 41 Xylene (Total)	106				3807633	50.0000	150
52 1,3-Dichlorobenzene	146	11.856	11.856	(1.289)	1726060	50.0000	50
53 1,4-Dichlorobenzene	146	11.964	11.964	(1.301)	1708945	50.0000	50
54 1,2-Dichlorobenzene	146	12.407	12.407	(1.349)	1607275	50.0000	50
55 1,2-Dibromo-3-chloropropane	75	13.353	13.353	(1.452)	154354	50.0000	50
56 1,2,4-Trichlorobenzene	180	14.387	14.387	(1.564)	863456	50.0000	50

(SB)  
5/6/05



Data File: \\AVOCADRO\ORGANICS\organic\voa\V5.i\050413.B\VF9479.D

Date : 13-APR-2005 14:26

Client ID: VSTD1005Z

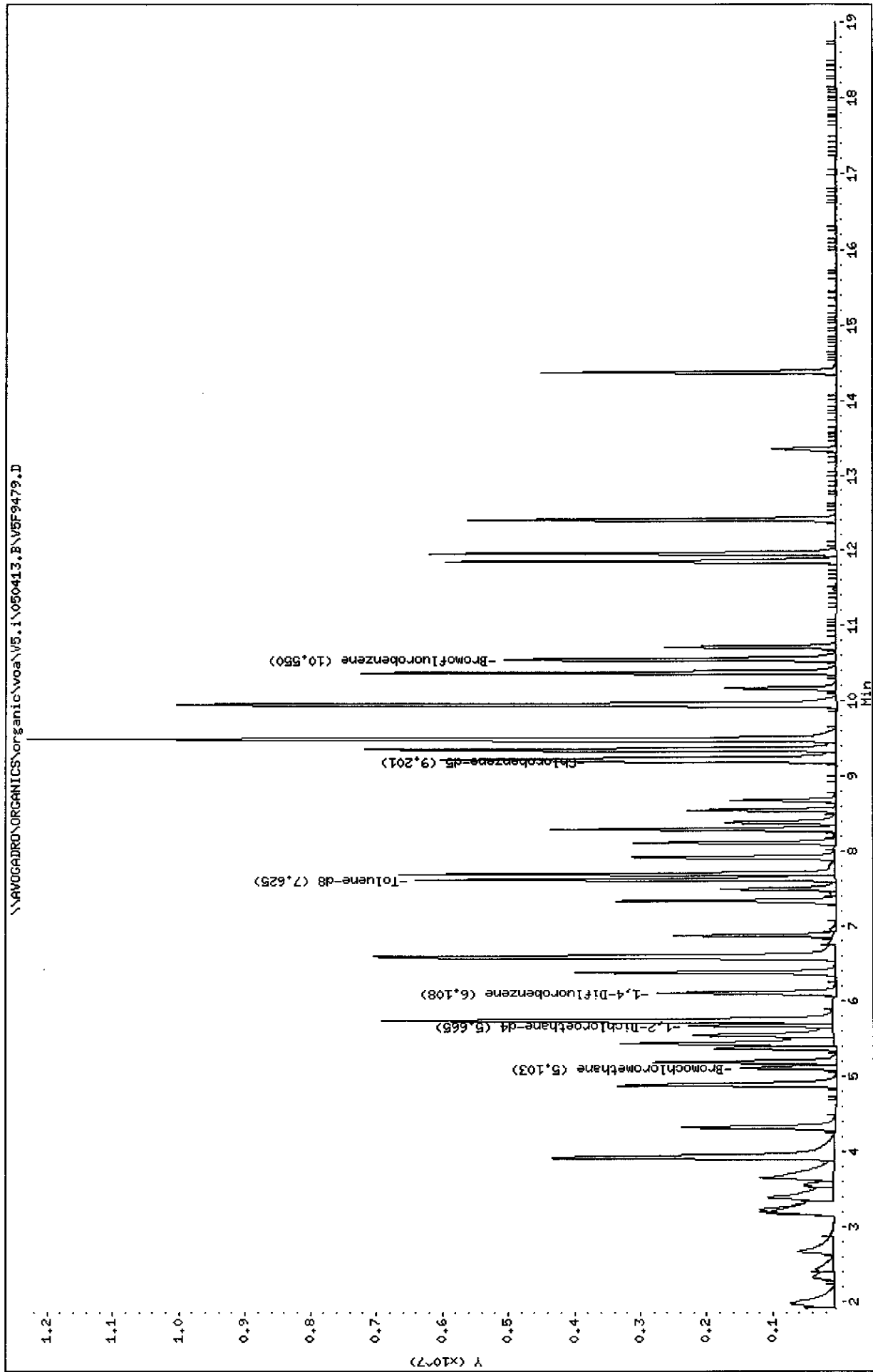
Sample Info: VSTD1005Z, VSTD1005Z

Instrument: v5.i

Operator: JC

Column diameter: 0.25

Column phase: DB-624



Data File: \\AVOGADRO\ORGANICS\organic\voa\V5.i\050413.B\V5F9479.D  
 Report Date: 06-May-2005 13:19

Mitkem Corporation

CLP OLM 3/4.X / ASP 95-1 Low Soil - Heated Purge  
 Data file : \\AVOGADRO\ORGANICS\organic\voa\V5.i\050413.B\V5F9479.D  
 Lab Smp Id: VSTD1005Z Client Smp ID: VSTD1005Z  
 Inj Date : 13-APR-2005 14:26  
 Operator : JC Inst ID: v5.i  
 Smp Info : ,VSTD1005Z,VSTD1005Z  
 Misc Info : ,1  
 Comment :  
 Method : \\AVOGADRO\ORGANICS\organic\voa\V5.i\050413.B\v5clp4h.m  
 Meth Date : 13-Apr-2005 15:47 mtl Quant Type: ISTD  
 Cal Date : 13-APR-2005 11:17 Cal File: V5F9476.D  
 Als bottle: 4 Calibration Sample, Level: 4  
 Dil Factor: 1.00000  
 Integrator: HP RTE Compound Sublist: CLP4.sub  
 Target Version: 4.03  
 Processing Host: TARGET8

Concentration Formula:  $\text{Amt} * \text{DF} * \text{Uf} * 5 / (\text{Ws} * (100 - \text{M}) / 100)$

Name	Value	Description
DF	1.000	Dilution Factor
Uf	1.000	ng unit correction factor
Ws	5.000	Weight of sample (g)
M	0.000	% Moisture (not decanted)

Compounds	QUANT SIG MASS	RT	EXP RT	REL RT	RESPONSE	AMOUNTS	
						CAL-AMT ( ug/L)	ON-COL ( ug/L)
1 Dichlorodifluoromethane	85	1.676	1.681	(0.328)	2351048	100.000	98
2 Chloromethane	50	1.863	1.858	(0.364)	2108545	100.000	96
3 Vinyl Chloride	62	1.971	1.977	(0.386)	1852654	100.000	99
4 Bromomethane	94	2.316	2.331	(0.453)	863109	100.000	96
5 Chloroethane	64	2.434	2.439	(0.476)	705451	100.000	91
6 Trichlorofluoromethane	101	2.671	2.676	(0.522)	1829165	100.000	97
7 1,1-Dichloroethene	96	3.173	3.178	(0.621)	993833	100.000	100
8 1,1,2-Trichloro-1,2,2-trifluo	101	3.202	3.208	(0.626)	931433	100.000	93
9 Acetone	43	3.232	3.227	(0.632)	668664	100.000	77
10 Carbon Disulfide	76	3.390	3.395	(0.663)	3787338	100.000	97
11 Methyl Acetate	43	3.931	3.927	(0.769)	982297	100.000	89
12 Methylene Chloride	84	3.646	3.641	(0.713)	1586535	100.000	130
13 trans-1,2-Dichloroethene	96	3.912	3.917	(0.765)	1473223	100.000	100
14 Methyl tert-Butyl Ether	73	3.931	3.927	(0.769)	4142468	100.000	96
15 1,1-Dichloroethane	63	4.315	4.321	(0.844)	3178215	100.000	97

						AMOUNTS	
		QUANT SIG				CAL-AMT	ON-COL
Compounds	MASS	RT	EXP RT	REL RT	RESPONSE	( ug/L)	( ug/L)
=====	====	==	=====	=====	=====	=====	=====
16 2-Butanone	43	4.896	4.892	(0.958)	1148760	100.000	94
17 cis-1,2-Dichloroethene	96	4.877	4.882	(0.954)	1508258	100.000	96
* 18 Bromochloromethane	128	5.113	5.109	(1.000)	505378	50.0000	
19 Chloroform	83	5.182	5.188	(1.013)	2712632	100.000	96
20 1,1,1-Trichloroethane	97	5.369	5.375	(0.879)	1704561	100.000	88
21 Cyclohexane	56	5.438	5.434	(0.890)	2927684	100.000	93
22 Carbon Tetrachloride	117	5.537	5.542	(0.906)	1595547	100.000	91
\$ 23 1,2-Dichloroethane-d4	65	5.665	5.670	(1.108)	1940657	100.000	93
24 1,2-Dichloroethane	62	5.744	5.739	(1.123)	1982191	100.000	93
25 Benzene	78	5.734	5.739	(0.939)	5831989	100.000	93
* 26 1,4-Difluorobenzene	114	6.108	6.104	(1.000)	2586481	50.0000	
27 Trichloroethene	130	6.374	6.379	(1.044)	1541493	100.000	93
28 Methylcyclohexane	83	6.581	6.576	(1.077)	2486602	100.000	96
29 1,2-Dichloropropane	63	6.591	6.596	(1.079)	1677292	100.000	91
30 Bromodichloromethane	83	6.866	6.872	(1.124)	2005997	100.000	91
31 cis-1,3-Dichloropropene	75	7.329	7.335	(1.200)	2378049	100.000	92
32 4-Methyl-2-Pentanone	43	7.487	7.492	(0.814)	1760479	100.000	93
\$ 33 Toluene-d8	98	7.625	7.620	(0.829)	4945238	100.000	96
34 Toluene	91	7.694	7.699	(0.836)	5476518	100.000	97
35 trans-1,3-Dichloropropene	75	7.920	7.916	(1.297)	2125644	100.000	91
36 1,1,2-Trichloroethane	97	8.117	8.113	(1.329)	1128422	100.000	92
37 Tetrachloroethene	164	8.295	8.290	(0.902)	1212496	100.000	100
38 2-Hexanone	43	8.383	8.389	(0.911)	1623251	100.000	96
39 Dibromochloromethane	129	8.551	8.546	(1.400)	1423903	100.000	92
40 1,2-Dibromoethane	107	8.679	8.684	(0.943)	1327885	100.000	96
* 42 Chlorobenzene-d5	117	9.201	9.196	(1.000)	2250238	50.0000	
43 Chlorobenzene	112	9.230	9.236	(1.003)	3643213	100.000	96
44 Ethylbenzene	106	9.358	9.354	(1.017)	1861330	100.000	99
45 m,p-Xylene	106	9.486	9.492	(1.031)	4508822	200.000	190
46 o-Xylene	106	9.949	9.945	(1.081)	2214740	100.000	97
47 Styrene	104	9.959	9.955	(1.082)	2947476	100.000	97
48 Bromoform	173	10.166	10.171	(1.664)	961812	100.000	90
49 Isopropylbenzene	105	10.373	10.378	(1.127)	5834044	100.000	98
\$ 50 Bromofluorobenzene	95	10.550	10.556	(1.147)	2141536	100.000	92
51 1,1,2,2-Tetrachloroethane	83	10.708	10.713	(1.164)	1838431	100.000	93
M 41 Xylene (Total)	106				6723562	100.000	290
52 1,3-Dichlorobenzene	146	11.850	11.856	(1.288)	3164070	100.000	97
53 1,4-Dichlorobenzene	146	11.959	11.964	(1.300)	3167336	100.000	95
54 1,2-Dichlorobenzene	146	12.412	12.407	(1.349)	2929683	100.000	95
55 1,2-Dibromo-3-chloropropane	75	13.347	13.353	(1.451)	298600	100.000	93
56 1,2,4-Trichlorobenzene	180	14.382	14.387	(1.563)	1720976	100.000	91

(SB)  
5/6/05

Data File: \\AVOCADRO\ORGANICS\organic\voa\VS.i\050413.B\VSF9478.D

Date : 13-APR-2005 13:40

Client ID: VSTD2005Z

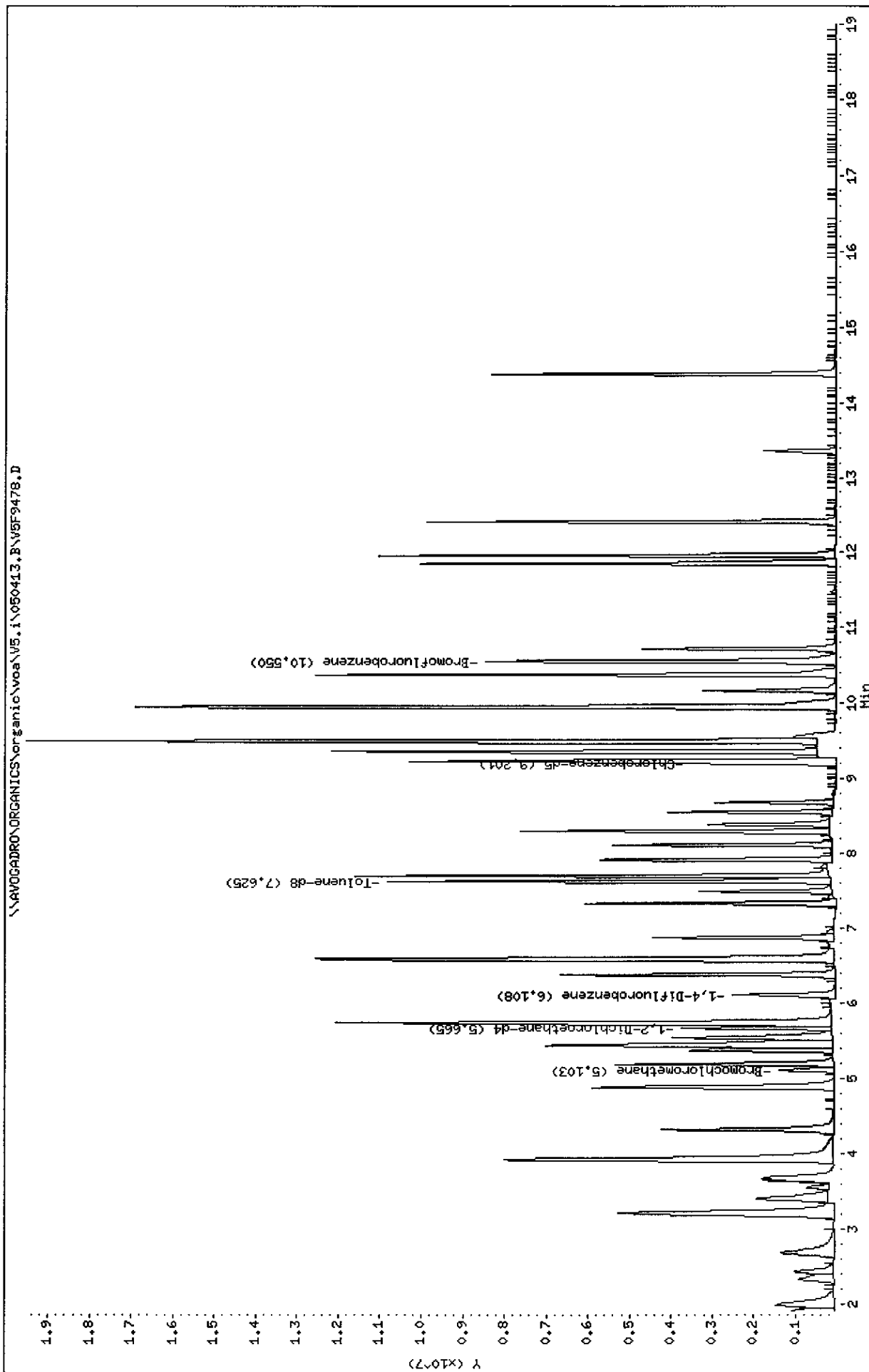
Sample Info: VSTD2005Z,VSTD2005Z

Instrument: V5.i

Operator: JC

Column diameter: 0.25

Column phase: DB-624



Data File: \\AVOGADRO\ORGANICS\organic\voa\V5.i\050413.B\V5F9478.D  
 Report Date: 06-May-2005 13:19

Mitkem Corporation

CLP OLM 3/4.X / ASP 95-1 Low Soil - Heated Purge  
 Data file : \\AVOGADRO\ORGANICS\organic\voa\V5.i\050413.B\V5F9478.D  
 Lab Smp Id: VSTD2005Z Client Smp ID: VSTD2005Z  
 Inj Date : 13-APR-2005 13:40  
 Operator : JC Inst ID: v5.i  
 Smp Info : ,VSTD2005Z,VSTD2005Z  
 Misc Info : ,1  
 Comment :  
 Method : \\AVOGADRO\ORGANICS\organic\voa\V5.i\050413.B\v5clp4h.m  
 Meth Date : 13-Apr-2005 15:47 mtl Quant Type: ISTD  
 Cal Date : 13-APR-2005 11:17 Cal File: V5F9476.D  
 Als bottle: 3 Calibration Sample, Level: 5  
 Dil Factor: 1.00000  
 Integrator: HP RTE Compound Sublist: CLP4.sub  
 Target Version: 4.03  
 Processing Host: TARGET8

Concentration Formula:  $\text{Amt} * \text{DF} * \text{Uf} * 5 / (\text{Ws} * (100 - \text{M}) / 100)$

Name	Value	Description
DF	1.000	Dilution Factor
Uf	1.000	ng unit correction factor
Ws	5.000	Weight of sample (g)
M	0.000	% Moisture (not decanted)

Compounds	QUANT SIG	MASS	RT	EXP RT	REL RT	RESPONSE	AMOUNTS	
							CAL-AMT	ON-COL
							( ug/L)	( ug/L)
1 Dichlorodifluoromethane	85	1.686	1.681	(0.330)	4638936	200.000	210 (A)	
2 Chloromethane	50	1.873	1.858	(0.366)	3956579	200.000	200	
3 Vinyl Chloride	62	1.991	1.977	(0.389)	3649116	200.000	220 (A)	
4 Bromomethane	94	2.326	2.331	(0.455)	1689026	200.000	200 (A)	
5 Chloroethane	64	2.424	2.439	(0.474)	1406555	200.000	190	
6 Trichlorofluoromethane	101	2.680	2.676	(0.524)	3647211	200.000	210 (A)	
7 1,1-Dichloroethene	96	3.193	3.178	(0.624)	1818202	200.000	210 (A)	
8 1,1,2-Trichloro-1,2,2-trifluo	101	3.212	3.208	(0.628)	2448511	200.000	270 (A)	
9 Acetone	43	3.222	3.227	(0.630)	1257919	200.000	150	
10 Carbon Disulfide	76	3.409	3.395	(0.667)	7260010	200.000	200 (A)	
11 Methyl Acetate	43	3.921	3.927	(0.767)	1838247	200.000	180	
12 Methylene Chloride	84	3.685	3.641	(0.721)	2228276	200.000	220 (A)	
13 trans-1,2-Dichloroethene	96	3.912	3.917	(0.765)	2731509	200.000	210 (A)	
14 Methyl tert-Butyl Ether	73	3.931	3.927	(0.769)	7204038	200.000	180	
15 1,1-Dichloroethane	63	4.315	4.321	(0.844)	5859680	200.000	200	

						AMOUNTS	
QUANT SIG						CAL-AMT	ON-COL
Compounds	MASS	RT	EXP RT	REL RT	RESPONSE	( ug/L)	( ug/L)
=====	=====	==	=====	=====	=====	=====	=====
16 2-Butanone	43	4.887	4.892	(0.956)	2052862	200.000	180
17 cis-1,2-Dichloroethene	96	4.877	4.882	(0.954)	2809266	200.000	200
* 18 Bromochloromethane	128	5.113	5.109	(1.000)	455483	50.0000	
19 Chloroform	83	5.182	5.188	(1.013)	4991468	200.000	190
20 1,1,1-Trichloroethane	97	5.369	5.375	(0.879)	3714127	200.000	210 (A)
21 Cyclohexane	56	5.438	5.434	(0.890)	5712942	200.000	200
22 Carbon Tetrachloride	117	5.537	5.542	(0.906)	3280310	200.000	200 (A)
\$ 23 1,2-Dichloroethane-d4	65	5.665	5.670	(1.108)	3362836	200.000	170
24 1,2-Dichloroethane	62	5.744	5.739	(1.123)	3630200	200.000	190
25 Benzene	78	5.734	5.739	(0.939)	10041562	200.000	180
* 26 1,4-Difluorobenzene	114	6.108	6.104	(1.000)	2295611	50.0000	
27 Trichloroethene	130	6.374	6.379	(1.044)	2799914	200.000	190
28 Methylcyclohexane	83	6.581	6.576	(1.077)	4576605	200.000	200
29 1,2-Dichloropropane	63	6.591	6.596	(1.079)	2858977	200.000	170
30 Bromodichloromethane	83	6.866	6.872	(1.124)	3682903	200.000	180
31 cis-1,3-Dichloropropene	75	7.329	7.335	(1.200)	4448791	200.000	190
32 4-Methyl-2-Pentanone	43	7.487	7.492	(0.814)	3052913	200.000	170
\$ 33 Toluene-d8	98	7.625	7.620	(0.829)	8078827	200.000	160
34 Toluene	91	7.694	7.699	(0.836)	9308292	200.000	170
35 trans-1,3-Dichloropropene	75	7.910	7.916	(1.295)	3961331	200.000	190
36 1,1,2-Trichloroethane	97	8.117	8.113	(1.329)	1946642	200.000	170
37 Tetrachloroethene	164	8.295	8.290	(0.902)	2138758	200.000	190
38 2-Hexanone	43	8.383	8.389	(0.911)	2811025	200.000	170
39 Dibromochloromethane	129	8.551	8.546	(1.400)	2676903	200.000	190
40 1,2-Dibromoethane	107	8.679	8.684	(0.943)	2447057	200.000	190
* 42 Chlorobenzene-d5	117	9.201	9.196	(1.000)	2119307	50.0000	
43 Chlorobenzene	112	9.230	9.236	(1.003)	6507801	200.000	180
44 Ethylbenzene	106	9.358	9.354	(1.017)	3406006	200.000	190
45 m,p-Xylene	106	9.496	9.492	(1.032)	7965699	400.000	360
46 o-Xylene	106	9.949	9.945	(1.081)	3934261	200.000	180
47 Styrene	104	9.959	9.955	(1.082)	5114223	200.000	180
48 Bromoform	173	10.166	10.171	(1.664)	1826622	200.000	190
49 Isopropylbenzene	105	10.373	10.378	(1.127)	10394310	200.000	180
\$ 50 Bromofluorobenzene	95	10.550	10.556	(1.147)	3688808	200.000	160
51 1,1,2,2-Tetrachloroethane	83	10.708	10.713	(1.164)	3299571	200.000	170
M 41 Xylene (Total)	106				11899960	200.000	550
52 1,3-Dichlorobenzene	146	11.860	11.856	(1.289)	5613662	200.000	180
53 1,4-Dichlorobenzene	146	11.959	11.964	(1.300)	5672123	200.000	180
54 1,2-Dichlorobenzene	146	12.412	12.407	(1.349)	5244148	200.000	180
55 1,2-Dibromo-3-chloropropane	75	13.347	13.353	(1.451)	538478	200.000	170
56 1,2,4-Trichlorobenzene	180	14.382	14.387	(1.563)	3138400	200.000	170

# QC Flag Legend

A - Target compound detected but, quantitated amount exceeded maximum amount.

SB  
5/6/05

COMPOUND	RRF	RRF50	MIN RRF	%D	MAX %D
=====	=====	=====	=====	=====	=====
Dichlorodifluoromethane	2.386	2.900		21.5	
Chloromethane	2.182	2.657		21.8	
Vinyl Chloride	1.869	2.272	0.100	21.6	25.0
Bromomethane	0.918	1.192	0.100	29.8	25.0
Chloroethane	0.784	1.013		29.2	
Trichlorofluoromethane	1.893	2.428		28.3	
1,1-Dichloroethene	0.985	1.254	0.100	27.3	25.0
1,1,2-Trichloro-1,2,2-trifluoroethane	1.000	1.229		22.9	
Acetone	0.850	1.122		32.0	
Carbon Disulfide	3.852	4.660		21.0	
Methyl Acetate	1.093	1.063		-2.7	
Methylene Chloride	1.255	1.670		33.1	
trans-1,2-Dichloroethene	1.493	1.745		16.9	
Methyl tert-Butyl Ether	4.289	4.464		4.1	
1,1-Dichloroethane	3.306	3.593	0.200	8.7	25.0
cis-1,2-Dichloroethene	1.591	1.764		10.9	
2-Butanone	1.232	1.464		18.8	
Chloroform	2.857	3.105	0.200	8.7	25.0
1,1,1-Trichloroethane	0.374	0.434	0.100	16.0	25.0
Cyclohexane	0.613	0.679		10.8	
Carbon Tetrachloride	0.337	0.415	0.100	23.1	25.0
Benzene	1.225	1.383	0.500	12.9	25.0
1,2-Dichloroethane	2.123	2.385	0.100	12.3	25.0
Trichloroethene	0.322	0.373	0.300	15.8	25.0
Methylcyclohexane	0.506	0.576		13.8	

—

All other compounds must meet a minimum RRF of 0.010.

7B  
VOLATILE CONTINUING CALIBRATION CHECK

Lab Name: MITKEM CORPORATION Contract: \_\_\_\_\_

Lab Code: MITKEM Case No.: \_\_\_\_\_ SAS No.: \_\_\_\_\_ SDG No.: MD0523

Instrument ID: V5 Calibration Date: 05/13/05 Time: 1009

Lab File ID: V5F9941 Init. Calib. Date(s): 04/13/05 04/13/05

EPA Sample No. (VSTD050##): VSTD0505L Init. Calib. Times: 1117 1455

Heated Purge: (Y/N) Y

GC Column: DB-624 ID: 0.25 (mm)

COMPOUND	RRF	RRF50	MIN RRF	%D	MAX %D
=====	=====	=====	=====	=====	=====
1,2-Dichloropropane	0.359	0.401		11.7	
Bromodichloromethane	0.422	0.460	0.200	9.0	25.0
cis-1,3-Dichloropropene	0.501	0.521	0.200	4.0	25.0
4-Methyl-2-Pentanone	0.429	0.483		12.6	
Toluene	1.275	1.461	0.400	14.6	25.0
trans-1,3-Dichloropropene	0.451	0.476	0.100	5.5	25.0
1,1,2-Trichloroethane	0.238	0.280	0.100	17.6	25.0
Tetrachloroethene	0.271	0.323	0.200	19.2	25.0
2-Hexanone	0.386	0.432		11.9	
Dibromochloromethane	0.297	0.332	0.100	11.8	25.0
1,2-Dibromoethane	0.308	0.358		16.2	
Chlorobenzene	0.865	0.974	0.500	12.6	25.0
Ethylbenzene	0.426	0.501	0.100	17.6	25.0
Xylene (Total)	0.518	0.592	0.300	14.3	25.0
Styrene	0.691	0.782	0.300	13.2	25.0
Bromoform	0.202	0.213	0.100	5.4	25.0
Isopropylbenzene	1.359	1.551		14.1	
1,1,2,2-Tetrachloroethane	0.439	0.501	0.300	14.1	25.0
1,3-Dichlorobenzene	0.747	0.825	0.600	10.4	25.0
1,4-Dichlorobenzene	0.764	0.829	0.500	8.5	25.0
1,2-Dichlorobenzene	0.702	0.782	0.400	11.4	25.0
1,2-Dibromo-3-chloropropane	0.071	0.077		8.5	
1,2,4-Trichlorobenzene	0.437	0.413	0.200	-5.5	25.0
=====	=====	=====	=====	=====	=====
Toluene-d8	1.159	1.212		4.6	
Bromofluorobenzene	0.523	0.496	0.200	-5.2	25.0
1,2-Dichloroethane-d4	2.076	2.058		-0.9	

All other compounds must meet a minimum RRF of 0.010.



Data File: \\AVOCADRO\ORGANICS\organic\voa\VS.i\050513.B\VSF9941.D

Date : 13-MAY-2005 10:09

Client ID: VSTD0505L

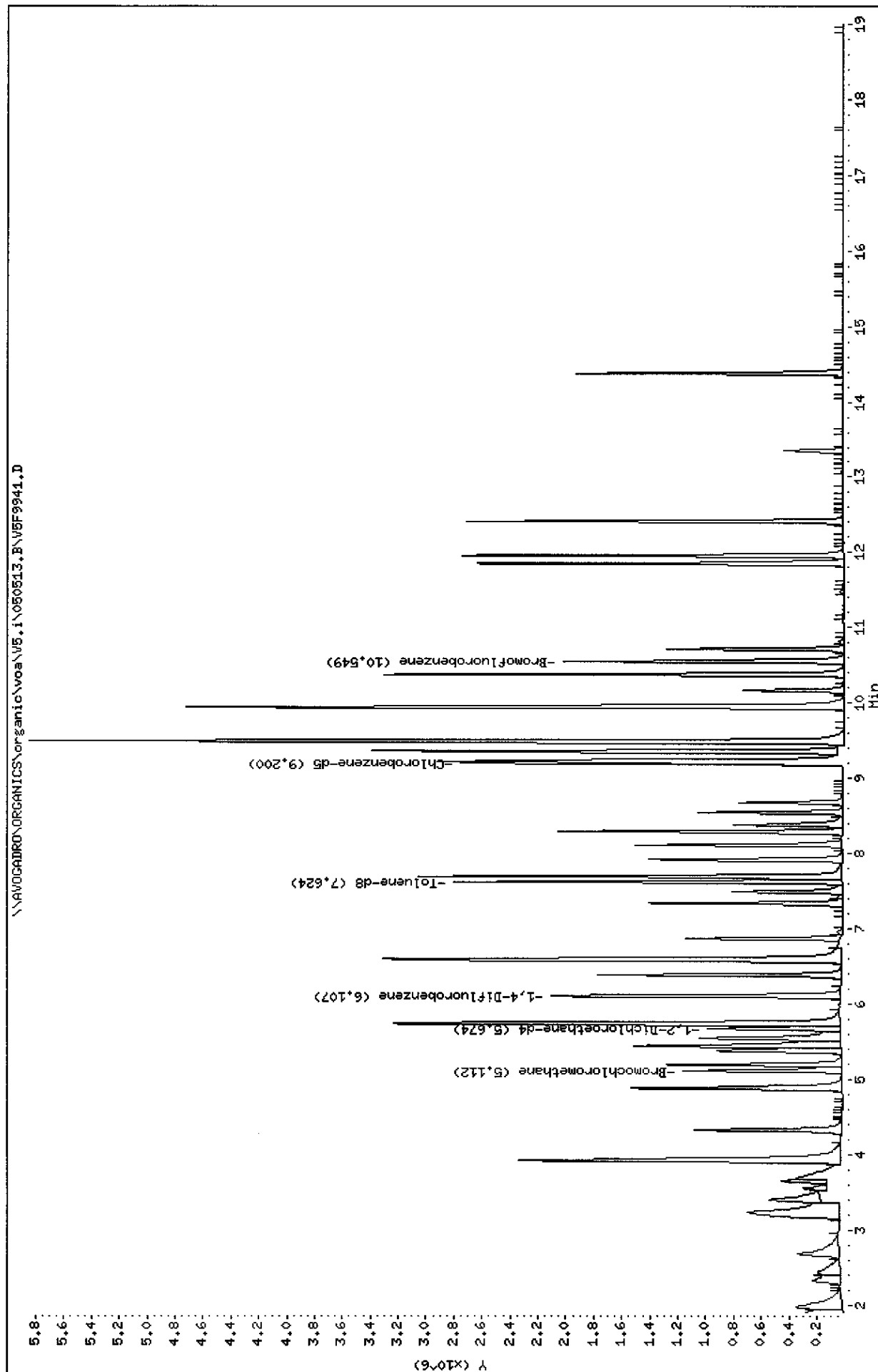
Sample Info: ,VSTD0505L,VSTD0505L

Instrument: v5.i

Operator: JC

Column diameter: 0.25

Column phase: DB-624



Data File: \\AVOGADRO\ORGANICS\organic\voa\V5.i\050513.B\V5F9941.D  
 Report Date: 31-May-2005 10:46

Mitkem Corporation

CLP OLM 3/4.X / ASP 95-1 Low Soil - Heated Purge  
 Data file : \\AVOGADRO\ORGANICS\organic\voa\V5.i\050513.B\V5F9941.D  
 Lab Smp Id: VSTD0505L Client Smp ID: VSTD0505L  
 Inj Date : 13-MAY-2005 10:09  
 Operator : JC Inst ID: v5.i  
 Smp Info : ,VSTD0505L,VSTD0505L  
 Misc Info : ,2  
 Comment :  
 Method : \\AVOGADRO\ORGANICS\organic\voa\V5.i\050513.B\v5clp4h.m  
 Meth Date : 31-May-2005 10:42 mtl Quant Type: ISTD  
 Cal Date : 13-MAY-2005 10:09 Cal File: V5F9941.D  
 Als bottle: 1 Continuing Calibration Sample  
 Dil Factor: 1.00000  
 Integrator: HP RTE Compound Sublist: CLP4.sub  
 Target Version: 4.03  
 Processing Host: TARGET3

Concentration Formula:  $\text{Amt} * \text{DF} * \text{Uf} * 5 / (\text{Ws} * (100 - \text{M}) / 100)$

Name	Value	Description
DF	1.000	Dilution Factor
Uf	1.000	ng unit correction factor
Ws	5.000	Weight of sample (g)
M	0.000	% Moisture (not decanted)

Compounds	QUANT SIG				AMOUNTS		
	MASS	RT	EXP RT	REL RT	RESPONSE	CAL-AMT ( ug/L)	ON-COL ( ug/L)
1 Dichlorodifluoromethane	85	1.685	1.685	(0.330)	1163015	50.0000	61
2 Chloromethane	50	1.882	1.882	(0.368)	1065835	50.0000	61
3 Vinyl Chloride	62	1.980	1.980	(0.387)	911216	50.0000	61
4 Bromomethane	94	2.325	2.325	(0.455)	478174	50.0000	65
5 Chloroethane	64	2.453	2.453	(0.480)	406209	50.0000	65
6 Trichlorofluoromethane	101	2.679	2.679	(0.524)	973766	50.0000	64
7 1,1-Dichloroethene	96	3.182	3.182	(0.622)	502933	50.0000	64
8 1,1,2-Trichloro-1,2,2-trifluo	101	3.211	3.211	(0.628)	492739	50.0000	61
9 Acetone	43	3.231	3.231	(0.632)	449863	50.0000	66
10 Carbon Disulfide	76	3.398	3.398	(0.665)	1868921	50.0000	60
11 Methyl Acetate	43	3.930	3.930	(0.769)	426476	50.0000	49
12 Methylene Chloride	84	3.645	3.645	(0.713)	669625	50.0000	67
13 trans-1,2-Dichloroethene	96	3.911	3.911	(0.765)	699948	50.0000	58
14 Methyl tert-Butyl Ether	73	3.930	3.930	(0.769)	1790507	50.0000	52
15 1,1-Dichloroethane	63	4.314	4.314	(0.844)	1441244	50.0000	54

						AMOUNTS	
		QUANT SIG				CAL-AMT	ON-COL
Compounds	MASS	RT	EXP RT	REL RT	RESPONSE	( ug/L)	( ug/L)
=====	=====	==	=====	=====	=====	=====	=====
16 2-Butanone	43	4.896	4.896	(0.958)	587057	50.0000	59
17 cis-1,2-Dichloroethene	96	4.876	4.876	(0.954)	707434	50.0000	55
* 18 Bromochloromethane	128	5.112	5.112	(1.000)	401080	50.0000	
19 Chloroform	83	5.191	5.191	(1.015)	1245416	50.0000	54
20 1,1,1-Trichloroethane	97	5.378	5.378	(0.881)	843803	50.0000	58
21 Cyclohexane	56	5.437	5.437	(0.890)	1320531	50.0000	55
22 Carbon Tetrachloride	117	5.546	5.546	(0.908)	806873	50.0000	62
\$ 23 1,2-Dichloroethane-d4	65	5.674	5.674	(1.110)	825553	50.0000	50
24 1,2-Dichloroethane	62	5.743	5.743	(1.123)	956560	50.0000	56
25 Benzene	78	5.733	5.733	(0.939)	2688658	50.0000	56
* 26 1,4-Difluorobenzene	114	6.107	6.107	(1.000)	1943927	50.0000	
27 Trichloroethene	130	6.373	6.373	(1.044)	725715	50.0000	58
28 Methylcyclohexane	83	6.580	6.580	(1.077)	1120564	50.0000	57
29 1,2-Dichloropropane	63	6.600	6.600	(1.081)	780322	50.0000	56
30 Bromodichloromethane	83	6.875	6.875	(1.126)	895057	50.0000	55
31 cis-1,3-Dichloropropene	75	7.338	7.338	(1.202)	1011859	50.0000	52
32 4-Methyl-2-Pentanone	43	7.496	7.496	(0.815)	843004	50.0000	56
\$ 33 Toluene-d8	98	7.624	7.624	(0.829)	2114004	50.0000	52
34 Toluene	91	7.693	7.693	(0.836)	2548740	50.0000	57
35 trans-1,3-Dichloropropene	75	7.919	7.919	(1.297)	924784	50.0000	53
36 1,1,2-Trichloroethane	97	8.116	8.116	(1.329)	544951	50.0000	59
37 Tetrachloroethene	164	8.294	8.294	(0.902)	563881	50.0000	59
38 2-Hexanone	43	8.382	8.382	(0.911)	753593	50.0000	56
39 Dibromochloromethane	129	8.550	8.550	(1.400)	645627	50.0000	56
40 1,2-Dibromoethane	107	8.678	8.678	(0.943)	625551	50.0000	58
* 42 Chlorobenzene-d5	117	9.200	9.200	(1.000)	1744916	50.0000	
43 Chlorobenzene	112	9.229	9.229	(1.003)	1699088	50.0000	56
44 Ethylbenzene	106	9.357	9.357	(1.017)	874595	50.0000	59
45 m,p-Xylene	106	9.495	9.495	(1.032)	2143980	100.000	120
46 o-Xylene	106	9.948	9.948	(1.081)	1033351	50.0000	57
47 Styrene	104	9.958	9.958	(1.082)	1364883	50.0000	57
48 Bromoform	173	10.165	10.165	(1.664)	413245	50.0000	53
49 Isopropylbenzene	105	10.372	10.372	(1.127)	2705695	50.0000	57
\$ 50 Bromofluorobenzene	95	10.549	10.549	(1.147)	865368	50.0000	47
51 1,1,2,2-Tetrachloroethane	83	10.717	10.717	(1.165)	874047	50.0000	57
M 41 Xylene (Total)	106				3177331	50.0000	180
52 1,3-Dichlorobenzene	146	11.859	11.859	(1.289)	1439967	50.0000	55
53 1,4-Dichlorobenzene	146	11.968	11.968	(1.301)	1445879	50.0000	54
54 1,2-Dichlorobenzene	146	12.411	12.411	(1.349)	1364434	50.0000	56
55 1,2-Dibromo-3-chloropropane	75	13.347	13.347	(1.451)	134422	50.0000	55
56 1,2,4-Trichlorobenzene	180	14.381	14.381	(1.563)	721300	50.0000	47

③  
5/31/05

Date : 13-APR-2005 10:45

Client ID: BFB5Z

Instrument: v5.i

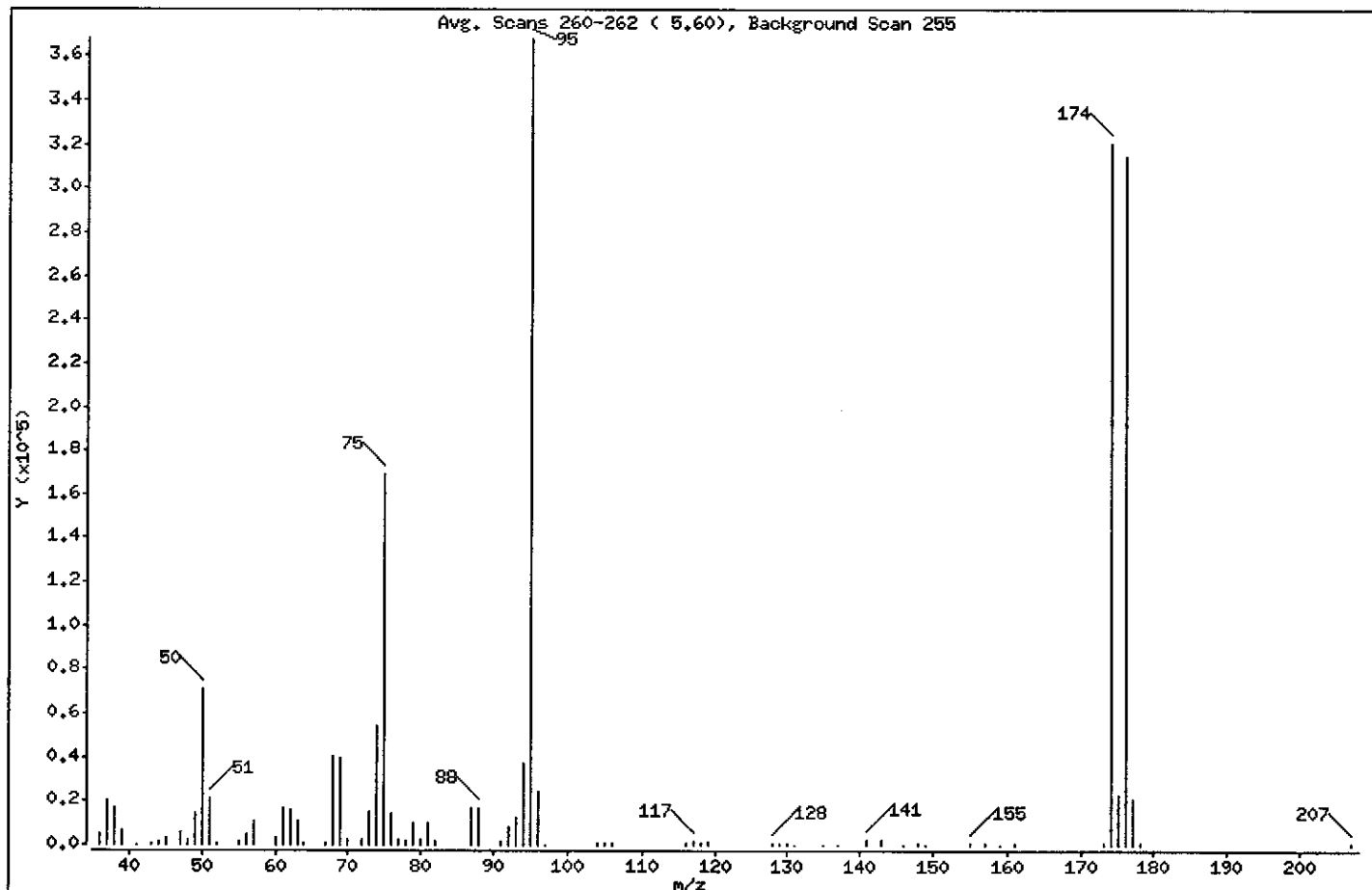
Sample Info: ,BFB5Z,BFB5Z

Operator: JC

Column phase: DB-624

Column diameter: 0.25

1 bfb



m/e	ION ABUNDANCE CRITERIA	% RELATIVE ABUNDANCE
95	Base Peak, 100% relative abundance	100.00
50	8.00 - 40.00% of mass 95	19.43
75	30.00 - 66.00% of mass 95	46.04
96	5.00 - 9.00% of mass 95	6.73
173	Less than 2.00% of mass 174	0.17 ( 0.20)
174	50.00 - 120.00% of mass 95	87.23
175	4.00 - 9.00% of mass 174	6.26 ( 7.17)
176	93.00 - 101.00% of mass 174	85.42 ( 97.93)
177	5.00 - 9.00% of mass 176	5.67 ( 6.64)

**COPY**Original Documents Are Included in CSF \_\_\_\_\_  
Signed: \_\_\_\_\_ Date: \_\_\_\_\_

Date : 13-APR-2005 10:45

Client ID: BFB5Z

Instrument: v5.i

Sample Info: ,BFB5Z,BFB5Z

Operator: JC

Column phase: DB-624

Column diameter: 0,25

Data File: VF9475.D

Spectrum: Avg. Scans 260-262 ( 5.60), Background Scan 255

Location of Maximum: 95,00

Number of points: 75

m/z	Y	m/z	Y	m/z	Y	m/z	Y
-----							
36,00	4826	62,00	15864	88,00	17056	135,00	233
37,00	20400	63,00	11336	91,00	1376	137,00	230
38,00	17152	64,00	796	92,00	8430	141,00	2542
39,00	6876	67,00	1060	93,00	12795	143,00	2348
41,00	411	68,00	40520	94,00	37504	146,00	359
-----							
43,00	730	69,00	39376	95,00	367936	148,00	826
44,00	1354	70,00	2439	96,00	24752	149,00	174
45,00	3391	72,00	2208	97,00	410	155,00	725
47,00	5591	73,00	15338	104,00	1176	157,00	611
48,00	2605	74,00	54552	105,00	581	159,00	388
-----							
49,00	14328	75,00	169408	106,00	1268	161,00	430
50,00	71472	76,00	13970	116,00	1212	173,00	636
51,00	21168	77,00	2737	117,00	1892	174,00	320960
52,00	1255	78,00	1948	118,00	1178	175,00	23016
55,00	1300	79,00	10238	119,00	1654	176,00	314304
-----							
56,00	5463	80,00	2617	128,00	1259	177,00	20856
57,00	10863	81,00	10421	129,00	632	178,00	429
60,00	3710	82,00	1914	130,00	1143	207,00	446
61,00	16768	87,00	16928	131,00	236		
-----							

Date : 13-APR-2005 10:45

Client ID: BFB5Z

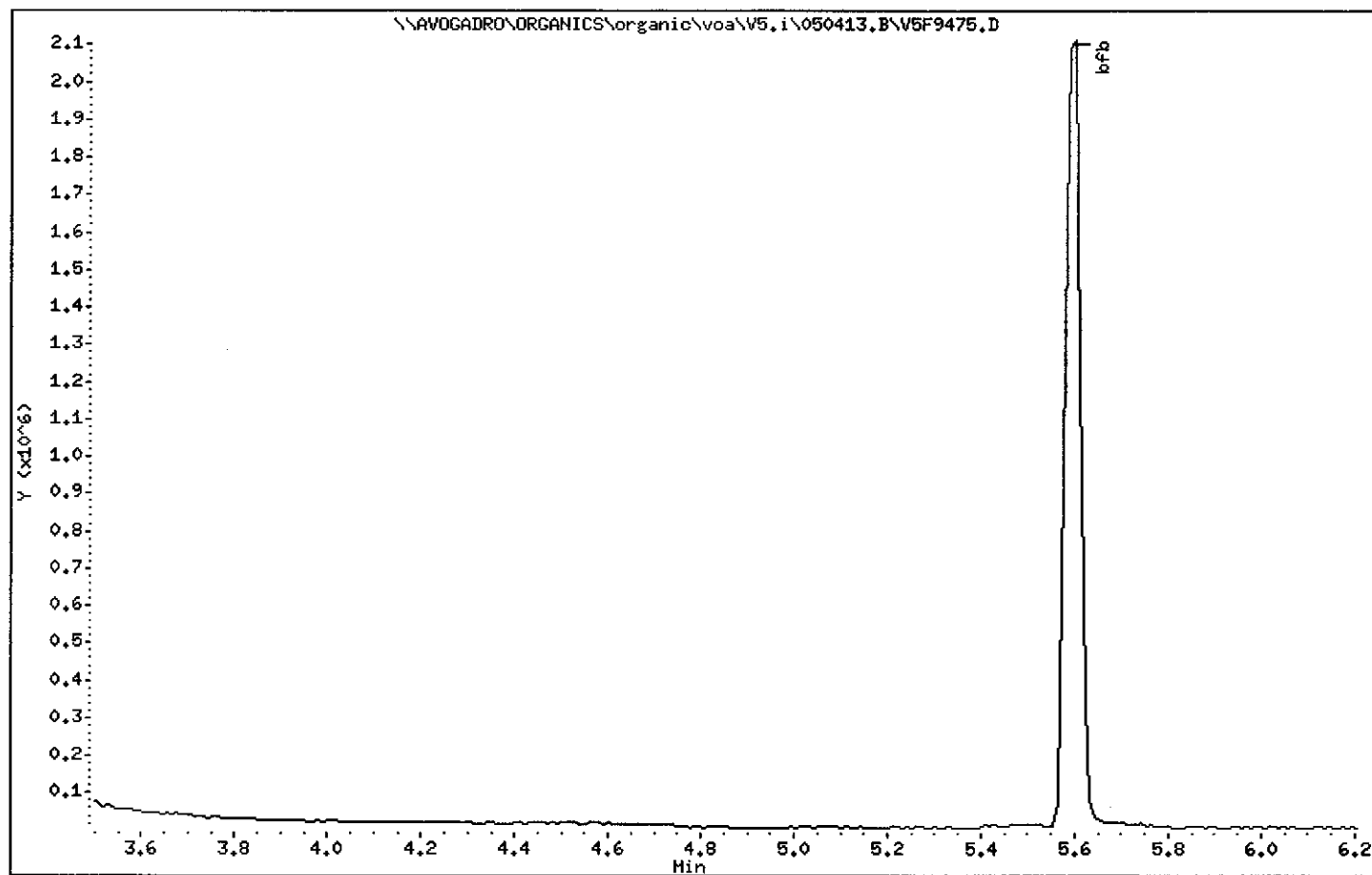
Instrument: v5.i

Sample Info: ,BFB5Z,BFB5Z

Operator: JC

Column phase: DB-624

Column diameter: 0,25



Date : 13-MAY-2005 09:26

Client ID: BFB5L

Instrument: v5.i

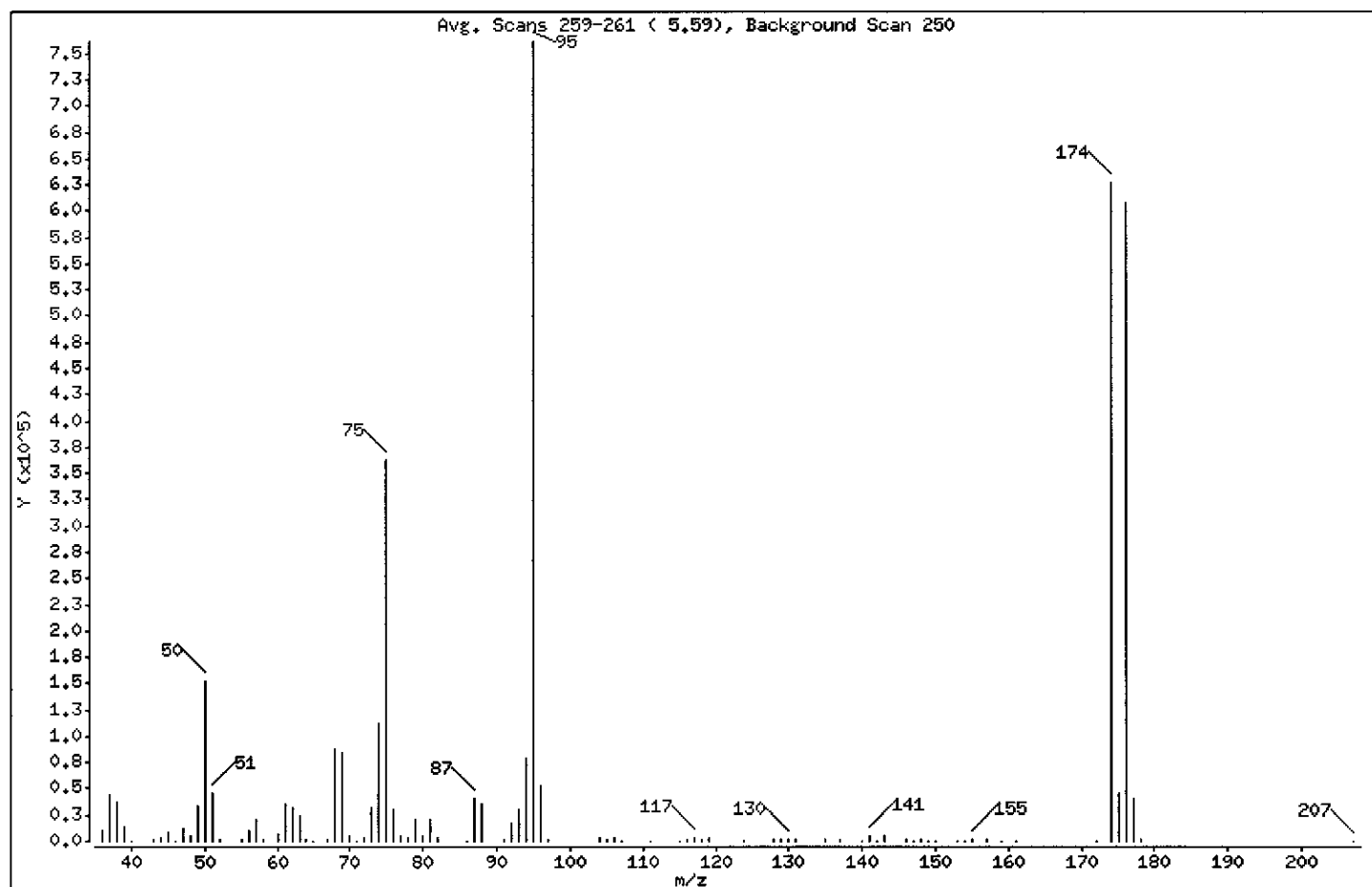
Sample Info: ,BFB5L,BFB5L

Operator: JC

Column phase: DB-624

Column diameter: 0.25

1 bfb



m/e	ION ABUNDANCE CRITERIA	% RELATIVE ABUNDANCE
95	Base Peak, 100% relative abundance	100.00
50	8.00 - 40.00% of mass 95	19.92
75	30.00 - 66.00% of mass 95	47.48
96	5.00 - 9.00% of mass 95	6.80
173	Less than 2.00% of mass 174	0.00 ( 0.00)
174	50.00 - 120.00% of mass 95	82.28
175	4.00 - 9.00% of mass 174	5.87 ( 7.14)
176	93.00 - 101.00% of mass 174	79.87 ( 97.07)
177	5.00 - 9.00% of mass 176	5.30 ( 6.64)

Date : 13-MAY-2005 09:26

Client ID: BFB5L

Instrument: v5.i

Sample Info: ,BFB5L,BFB5L

Operator: JC

Column phase: DB-624

Column diameter: 0.25

Data File: V5F9940.D

Spectrum: Avg. Scans 259-261 ( 5.59), Background Scan 250

Location of Maximum: 95.00

Number of points: 90

m/z	Y	m/z	Y	m/z	Y	m/z	Y
36.00	9777	64.00	2221	93.00	29232	141.00	5224
37.00	43000	65.00	648	94.00	77992	142.00	300
38.00	36728	67.00	2347	95.00	761792	143.00	4850
39.00	14192	68.00	87520	96.00	51816	146.00	934
40.00	510	69.00	84360	97.00	1442	147.00	192
43.00	1095	70.00	5677	104.00	2761	148.00	1333
44.00	3343	71.00	189	105.00	1043	149.00	193
45.00	8411	72.00	4025	106.00	2901	150.00	411
46.00	351	73.00	31712	107.00	782	153.00	167
47.00	11448	74.00	111984	111.00	178	154.00	206
48.00	5163	75.00	361664	115.00	529	155.00	1693
49.00	32664	76.00	30112	116.00	2171	157.00	1067
50.00	151744	77.00	5067	117.00	3626	159.00	560
51.00	46336	78.00	3894	118.00	2233	161.00	239
52.00	2010	79.00	20912	119.00	3197	172.00	848
55.00	2328	80.00	5289	124.00	205	174.00	626816
56.00	11152	81.00	20920	128.00	2351	175.00	44752
57.00	21832	82.00	4006	129.00	1085	176.00	608448
58.00	1187	86.00	561	130.00	2462	177.00	40384
60.00	7808	87.00	39672	131.00	912	178.00	1137
61.00	35336	88.00	35504	135.00	1081	207.00	176
62.00	32208	91.00	2320	137.00	1046		
63.00	24776	92.00	17384	140.00	171		



Date : 13-MAY-2005 09:26

Client ID: BFB5L

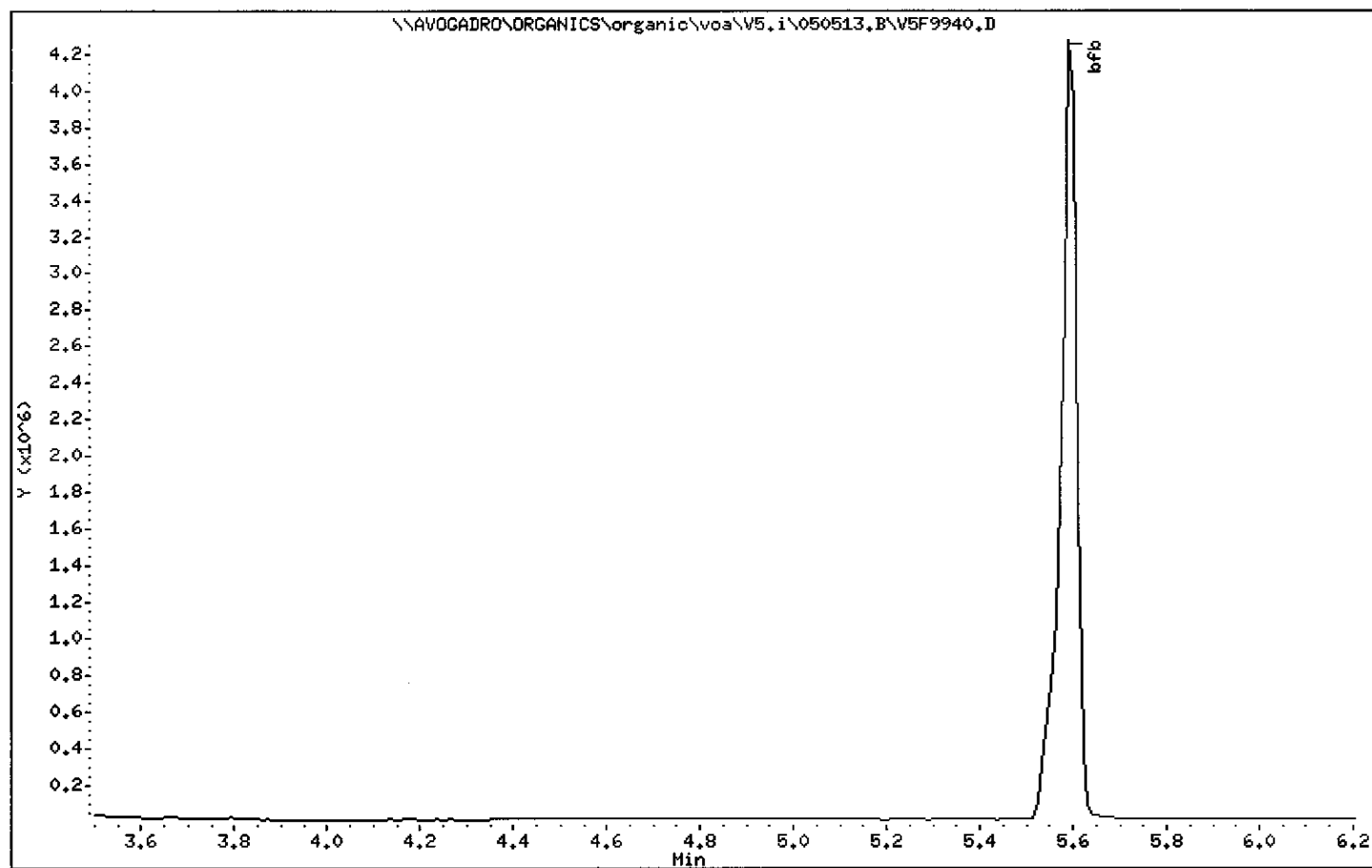
Instrument: v5.i

Sample Info: ,BFB5L,BFB5L

Operator: JC

Column phase: DB-624

Column diameter: 0,25



1A  
VOLATILE ORGANICS ANALYSIS DATA SHEET

EPA SAMPLE NO.

VBLK5L

Lab Name: MITKEM CORPORATION Contract: \_\_\_\_\_

Lab Code: MITKEM Case No.: \_\_\_\_\_ SAS No.: \_\_\_\_\_ SDG No.: MD0523

Matrix: (soil/water) SOIL Lab Sample ID: MB-18114

Sample wt/vol: 5.0 (g/mL) G Lab File ID: V5F9942

Level: (low/med) LOW Date Received: \_\_\_\_\_

% Moisture: not dec. \_\_\_\_\_ Date Analyzed: 05/13/05

GC Column: DB-624 ID: 0.25 (mm) Dilution Factor: 1.0

Soil Extract Volume: \_\_\_\_\_ (mL) Soil Aliquot Volume: \_\_\_\_\_ (uL)

CONCENTRATION UNITS:  
(ug/L or ug/Kg) UG/KG Q

CAS NO.	COMPOUND		
75-71-8	Dichlorodifluoromethane	10	U
74-87-3	Chloromethane	10	U
75-01-4	Vinyl Chloride	10	U
74-83-9	Bromomethane	10	U
75-00-3	Chloroethane	10	U
75-69-4	Trichlorofluoromethane	10	U
75-35-4	1,1-Dichloroethene	10	U
76-13-1	1,1,2-Trichloro-1,2,2-trifluoroethane	10	U
67-64-1	Acetone	10	U
75-15-0	Carbon Disulfide	10	U
79-20-9	Methyl Acetate	10	U
75-09-2	Methylene Chloride	10	U
156-60-5	trans-1,2-Dichloroethene	10	U
1634-04-4	Methyl tert-Butyl Ether	10	U
75-34-3	1,1-Dichloroethane	10	U
156-59-2	cis-1,2-Dichloroethene	10	U
78-93-3	2-Butanone	10	U
67-66-3	Chloroform	10	U
71-55-6	1,1,1-Trichloroethane	10	U
110-82-7	Cyclohexane	10	U
56-23-5	Carbon Tetrachloride	10	U
71-43-2	Benzene	10	U
107-06-2	1,2-Dichloroethane	10	U

1B  
VOLATILE ORGANICS ANALYSIS DATA SHEET

EPA SAMPLE NO.

VBK5L

Lab Name: MITKEM CORPORATION Contract: \_\_\_\_\_

Lab Code: MITKEM Case No.: \_\_\_\_\_ SAS No.: \_\_\_\_\_ SDG No.: MD0523

Matrix: (soil/water) SOIL Lab Sample ID: MB-18114

Sample wt/vol: 5.0(g/mL) G Lab File ID: V5F9942

Level: (low/med) LOW Date Received: \_\_\_\_\_

% Moisture: not dec. \_\_\_\_\_ Date Analyzed: 05/13/05

GC Column: DB-624 ID: 0.25 (mm) Dilution Factor: 1.0

Soil Extract Volume: \_\_\_\_\_ (mL) Soil Aliquot Volume: \_\_\_\_\_ (uL)

CONCENTRATION UNITS:  
(ug/L or ug/Kg) UG/KG Q

CAS NO.	COMPOUND		
79-01-6	Trichloroethene	10	U
108-87-2	Methylcyclohexane	10	U
78-87-5	1,2-Dichloropropane	10	U
75-27-4	Bromodichloromethane	10	U
10061-01-5	cis-1,3-Dichloropropene	10	U
108-10-1	4-Methyl-2-Pentanone	10	U
108-88-3	Toluene	10	U
10061-02-6	trans-1,3-Dichloropropene	10	U
79-00-5	1,1,2-Trichloroethane	10	U
127-18-4	Tetrachloroethene	10	U
591-78-6	2-Hexanone	10	U
124-48-1	Dibromochloromethane	10	U
106-93-4	1,2-Dibromoethane	10	U
108-90-7	Chlorobenzene	10	U
100-41-4	Ethylbenzene	10	U
1330-20-7	Xylene (Total)	10	U
100-42-5	Styrene	10	U
75-25-2	Bromoform	10	U
98-82-8	Isopropylbenzene	10	U
79-34-5	1,1,2,2-Tetrachloroethane	10	U
541-73-1	1,3-Dichlorobenzene	10	U
106-46-7	1,4-Dichlorobenzene	10	U
95-50-1	1,2-Dichlorobenzene	10	U
96-12-8	1,2-Dibromo-3-chloropropane	10	U
120-82-1	1,2,4-Trichlorobenzene	10	U

1F  
VOLATILE ORGANICS ANALYSIS DATA SHEET  
TENTATIVELY IDENTIFIED COMPOUNDS

EPA SAMPLE NO.

VBLK5L

Lab Name: MITKEM CORPORATION Contract: \_\_\_\_\_

Lab Code: MITKEM Case No.: \_\_\_\_\_ SAS No.: \_\_\_\_\_ SDG No.: MD0523

Matrix: (soil/water) SOIL Lab Sample ID: MB-18114

Sample wt/vol: 5.0 (g/mL) G Lab File ID: V5F9942

Level: (low/med) LOW Date Received: \_\_\_\_\_

% Moisture: not dec. \_\_\_\_\_ Date Analyzed: 05/13/05

GC Column: DB-624 ID: 0.25 (mm) Dilution Factor: 1.0

Soil Extract Volume: \_\_\_\_\_ (mL) Soil Aliquot Volume: \_\_\_\_\_ (uL)

Number TICs found: 0

CONCENTRATION UNITS:  
(ug/L or ug/Kg) ug/Kg

CAS NUMBER	COMPOUND NAME	RT	EST. CONC.	Q
1.				
2.				
3.				
4.				
5.				
6.				
7.				
8.				
9.				
10.				
11.				
12.				
13.				
14.				
15.				
16.				
17.				
18.				
19.				
20.				
21.				
22.				
23.				
24.				
25.				
26.				
27.				
28.				
29.				
30.				

Data File: \\AVOCADRON\ORGANICS\organic\vos\5.i\050513.B\VF9942.D

Date : 13-MAY-2005 10:59

Client ID: VBLK5L

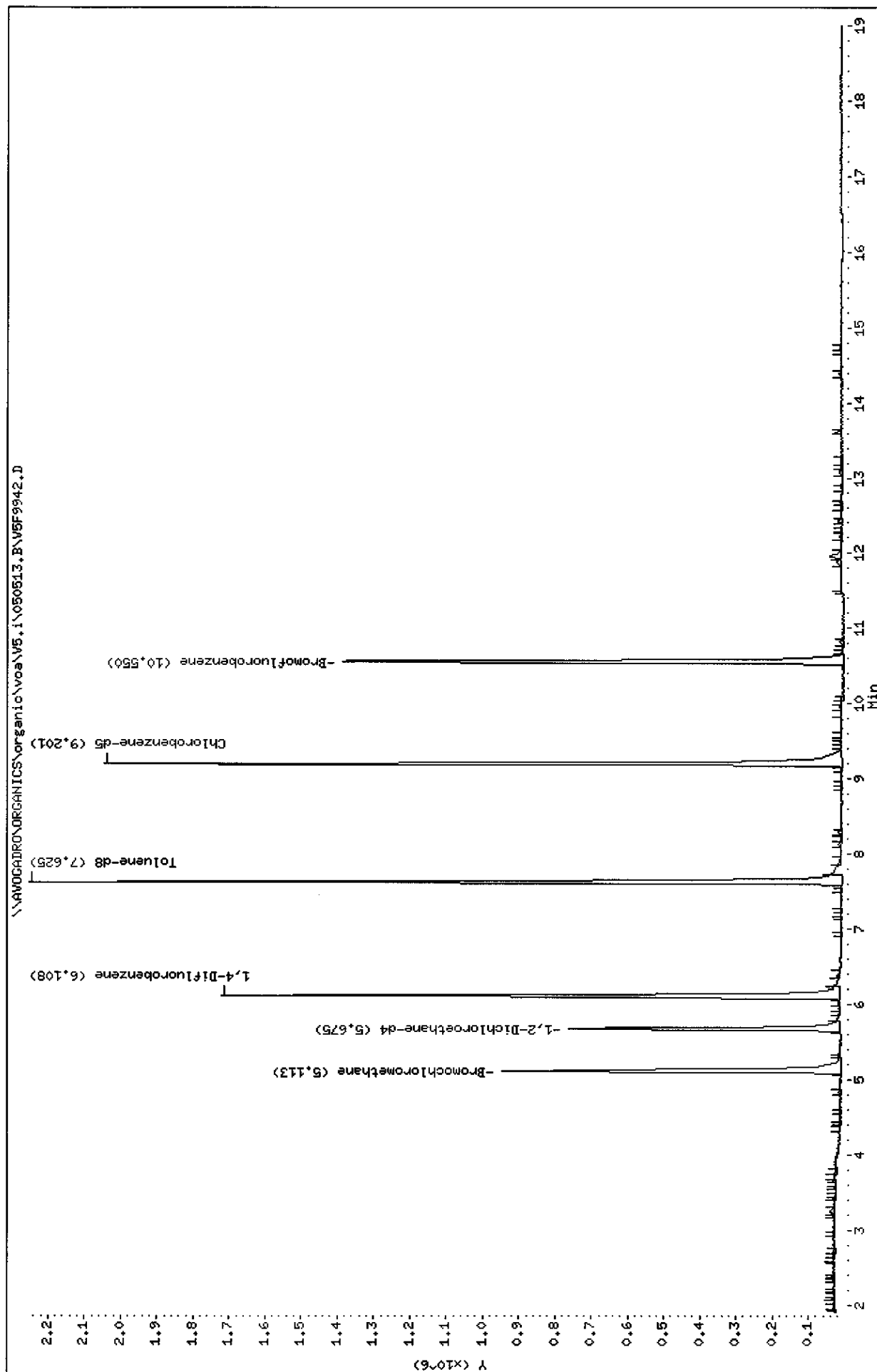
Sample Info: ,HB-18114,VBLK5L,18114

Column phase: DB-624

Instrument: v5.i

Operator: JC

Column diameter: 0.25



Mitkem Corporation

CLP OLM 3/4.X / ASP 95-1 Low Soil - Heated Purge  
 Data file : \\AVOGADRO\ORGANICS\organic\voa\V5.i\050513.B\V5F9942.D  
 Lab Smp Id: MB-18114 Client Smp ID: VBLK5L  
 Inj Date : 13-MAY-2005 10:59  
 Operator : JC Inst ID: v5.i  
 Smp Info : ,MB-18114,VBLK5L,18114  
 Misc Info :  
 Comment :  
 Method : \\AVOGADRO\ORGANICS\organic\voa\V5.i\050513.B\v5clp4h.m  
 Meth Date : 31-May-2005 10:42 mtl Quant Type: ISTD  
 Cal Date : 13-MAY-2005 10:09 Cal File: V5F9941.D  
 Als bottle: 2 QC Sample: BLANK  
 Dil Factor: 1.00000  
 Integrator: HP RTE Compound Sublist: CLP4.sub  
 Target Version: 4.03  
 Processing Host: TARGET3

Concentration Formula:  $\text{Amt} * \text{DF} * \text{Uf} * 5 / (\text{Ws} * (100 - \text{M}) / 100)$

Name	Value	Description
DF	1.000	Dilution Factor
Uf	1.000	ng unit correction factor
Ws	5.000	Weight of sample (g)
M	0.000	% Moisture (not decanted)

Compounds	QUANT SIG	MASS	RT	EXP RT	REL RT	RESPONSE	CONCENTRATIONS	
							ON-COLUMN ( ug/L)	FINAL (ug/Kg)
* 18 Bromochloromethane	128	5.113	5.112	(1.000)	328905	50.0000		
\$ 23 1,2-Dichloroethane-d4	65	5.675	5.674	(1.110)	702290	51.8683	52	
* 26 1,4-Difluorobenzene	114	6.108	6.107	(1.000)	1640816	50.0000		
\$ 33 Toluene-d8	98	7.625	7.624	(0.829)	1801929	51.0202	51	
* 42 Chlorobenzene-d5	117	9.201	9.200	(1.000)	1457585	50.0000		
\$ 50 Bromofluorobenzene	95	10.550	10.549	(1.147)	690577	47.7663	48	

SB  
5/31/05

h

Data File: \\AVOGADRO\ORGANICS\organic\voa\V5.i\050513.B\V5F9942.D  
Report Date: 31-May-2005 10:47

Mitkem Corporation

CLP OLM 3/4.X / ASP 95-1 Low Soil - Heated Purge

Data file : \\AVOGADRO\ORGANICS\organic\voa\V5.i\050513.B\V5F9942.D  
Lab Smp Id: MB-18114 Client Smp ID: VBLK5L  
Inj Date : 13-MAY-2005 10:59  
Operator : JC Inst ID: v5.i  
Smp Info : ,MB-18114,VBLK5L,18114  
Misc Info :  
Comment :  
Method : \\AVOGADRO\ORGANICS\organic\voa\V5.i\050513.B\v5clp4h.m  
Meth Date : 31-May-2005 10:42 mtl Quant Type: ISTD  
Cal Date : 13-MAY-2005 10:09 Cal File: V5F9941.D  
Als bottle: 2 QC Sample: BLANK  
Dil Factor: 1.00000  
Integrator: HP RTE Compound Sublist: CLP4.sub  
Target Version: 4.03  
Processing Host: TARGET3

- NO TENTATIVELY IDENTIFIED COMPOUNDS -

1A  
VOLATILE ORGANICS ANALYSIS DATA SHEET

EPA SAMPLE NO.

VHBLK5L

Lab Name: MITKEM CORPORATION Contract: \_\_\_\_\_

Lab Code: MITKEM Case No.: \_\_\_\_\_ SAS No.: \_\_\_\_\_ SDG No.: MD0523

Matrix: (soil/water) SOIL Lab Sample ID: VHBLK5L

Sample wt/vol: 5.0(g/mL) G Lab File ID: V5F9950

Level: (low/med) LOW Date Received: 05/05/05

% Moisture: not dec. \_\_\_\_\_ Date Analyzed: 05/13/05

GC Column: DB-624 ID: 0.25 (mm) Dilution Factor: 1.0

Soil Extract Volume: \_\_\_\_\_ (mL) Soil Aliquot Volume: \_\_\_\_\_ (uL)

CONCENTRATION UNITS:  
(ug/L or ug/Kg) UG/KG Q

CAS NO.	COMPOUND		
75-71-8	Dichlorodifluoromethane	10	U
74-87-3	Chloromethane	10	U
75-01-4	Vinyl Chloride	10	U
74-83-9	Bromomethane	10	U
75-00-3	Chloroethane	10	U
75-69-4	Trichlorofluoromethane	10	U
75-35-4	1,1-Dichloroethene	10	U
76-13-1	1,1,2-Trichloro-1,2,2-trifluoroethane	10	U
67-64-1	Acetone	10	U
75-15-0	Carbon Disulfide	10	U
79-20-9	Methyl Acetate	10	U
75-09-2	Methylene Chloride	10	U
156-60-5	trans-1,2-Dichloroethene	10	U
1634-04-4	Methyl tert-Butyl Ether	10	U
75-34-3	1,1-Dichloroethane	10	U
156-59-2	cis-1,2-Dichloroethene	10	U
78-93-3	2-Butanone	10	U
67-66-3	Chloroform	10	U
71-55-6	1,1,1-Trichloroethane	10	U
110-82-7	Cyclohexane	10	U
56-23-5	Carbon Tetrachloride	10	U
71-43-2	Benzene	10	U
107-06-2	1,2-Dichloroethane	10	U



1B  
VOLATILE ORGANICS ANALYSIS DATA SHEET

EPA SAMPLE NO.

VHBLK5L

Lab Name: MITKEM CORPORATION Contract: \_\_\_\_\_

Lab Code: MITKEM Case No.: \_\_\_\_\_ SAS No.: \_\_\_\_\_ SDG No.: MD0523

Matrix: (soil/water) SOIL Lab Sample ID: VHBLK5L

Sample wt/vol: 5.0(g/mL) G Lab File ID: V5F9950

Level: (low/med) LOW Date Received: 05/05/05

% Moisture: not dec. \_\_\_\_\_ Date Analyzed: 05/13/05

GC Column: DB-624 ID: 0.25 (mm) Dilution Factor: 1.0

Soil Extract Volume: \_\_\_\_\_ (mL) Soil Aliquot Volume: \_\_\_\_\_ (uL)

CONCENTRATION UNITS:  
(ug/L or ug/Kg) UG/KG Q

CAS NO.	COMPOUND		
79-01-6	Trichloroethene	10	U
108-87-2	Methylcyclohexane	10	U
78-87-5	1,2-Dichloropropane	10	U
75-27-4	Bromodichloromethane	10	U
10061-01-5	cis-1,3-Dichloropropene	10	U
108-10-1	4-Methyl-2-Pentanone	10	U
108-88-3	Toluene	10	U
10061-02-6	trans-1,3-Dichloropropene	10	U
79-00-5	1,1,2-Trichloroethane	10	U
127-18-4	Tetrachloroethene	10	U
591-78-6	2-Hexanone	10	U
124-48-1	Dibromochloromethane	10	U
106-93-4	1,2-Dibromoethane	10	U
108-90-7	Chlorobenzene	10	U
100-41-4	Ethylbenzene	10	U
1330-20-7	Xylene (Total)	10	U
100-42-5	Styrene	10	U
75-25-2	Bromoform	10	U
98-82-8	Isopropylbenzene	10	U
79-34-5	1,1,2,2-Tetrachloroethane	10	U
541-73-1	1,3-Dichlorobenzene	10	U
106-46-7	1,4-Dichlorobenzene	10	U
95-50-1	1,2-Dichlorobenzene	10	U
96-12-8	1,2-Dibromo-3-chloropropane	10	U
120-82-1	1,2,4-Trichlorobenzene	10	U

1F  
VOLATILE ORGANICS ANALYSIS DATA SHEET  
TENTATIVELY IDENTIFIED COMPOUNDS

EPA SAMPLE NO.

VHBLK5L

Lab Name: MITKEM CORPORATION Contract: \_\_\_\_\_

Lab Code: MITKEM Case No.: \_\_\_\_\_ SAS No.: \_\_\_\_\_ SDG No.: MD0523

Matrix: (soil/water) SOIL Lab Sample ID: VHBLK5L

Sample wt/vol: 5.0 (g/mL) G Lab File ID: V5F9950

Level: (low/med) LOW Date Received: 05/05/05

% Moisture: not dec. \_\_\_\_\_ Date Analyzed: 05/13/05

GC Column: DB-624 ID: 0.25 (mm) Dilution Factor: 1.0

Soil Extract Volume: \_\_\_\_\_ (mL) Soil Aliquot Volume: \_\_\_\_\_ (uL)

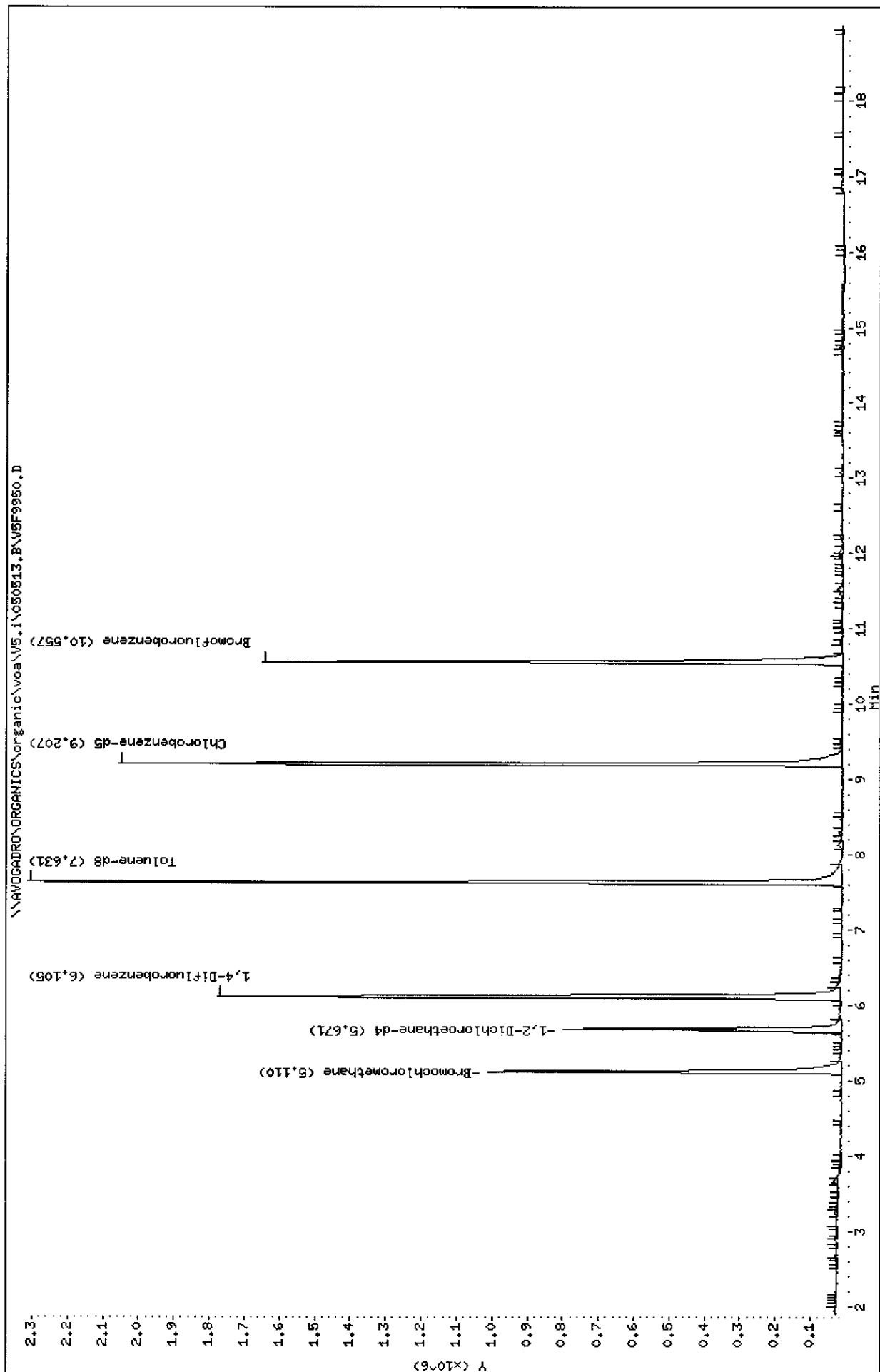
Number TICs found: 0

CONCENTRATION UNITS:  
(ug/L or ug/Kg) ug/Kg

CAS NUMBER	COMPOUND NAME	RT	EST. CONC.	Q
=====	=====	=====	=====	=====
1.				
2.				
3.				
4.				
5.				
6.				
7.				
8.				
9.				
10.				
11.				
12.				
13.				
14.				
15.				
16.				
17.				
18.				
19.				
20.				
21.				
22.				
23.				
24.				
25.				
26.				
27.				
28.				
29.				
30.				

Data File: \\AVOGADRO\ORGANICS\organic\voa\VS.i\050513.B\VSF9950.D  
Date : 13-MAY-2005 15:14  
Client ID: VHBLK5L  
Sample Info: ,VHBLK5L,VHBLK5L  
Purge Volume: 5.0  
Column phase: DB-624

Instrument: v5.i  
Operator: JC  
Column diameter: 0.25



Data File: \\AVOGADRO\ORGANICS\organic\voa\V5.i\050513.B\V5F9950.D  
 Report Date: 31-May-2005 10:47

Mitkem Corporation

CLP OLM 3/4.X / ASP 95-1 Low Soil - Heated Purge  
 Data file : \\AVOGADRO\ORGANICS\organic\voa\V5.i\050513.B\V5F9950.D  
 Lab Smp Id: VHBLK5L Client Smp ID: VHBLK5L  
 Inj Date : 13-MAY-2005 15:14  
 Operator : JC Inst ID: v5.i  
 Smp Info : ,VHBLK5L,VHBLK5L  
 Misc Info :  
 Comment :  
 Method : \\AVOGADRO\ORGANICS\organic\voa\V5.i\050513.B\v5clp4h.m  
 Meth Date : 31-May-2005 10:42 mtl Quant Type: ISTD  
 Cal Date : 13-MAY-2005 10:09 Cal File: V5F9941.D  
 Als bottle: 10 QC Sample: STORAGEBLANK  
 Dil Factor: 1.00000  
 Integrator: HP RTE Compound Sublist: CLP4.sub  
 Target Version: 4.03  
 Processing Host: TARGET3

Concentration Formula: Amt \* DF \* Uf \* 5/Vo

Name	Value	Description
DF	1.000	Dilution Factor
Uf	1.000	ng unit correction factor
Vo	5.000	Sample Volume purged (mL)

Compounds	QUANT SIG	RT	EXP RT	REL RT	RESPONSE	CONCENTRATIONS	
						ON-COLUMN ( ug/L)	FINAL ( ug/L)
* 18 Bromochloromethane	128	5.110	5.112	(1.000)	371180	50.0000	
\$ 23 1,2-Dichloroethane-d4	65	5.671	5.674	(1.110)	702399	45.9680	46
* 26 1,4-Difluorobenzene	114	6.104	6.107	(1.000)	1880620	50.0000	
\$ 33 Toluene-d8	98	7.631	7.624	(0.829)	2011073	50.4714	50
* 42 Chlorobenzene-d5	117	9.207	9.200	(1.000)	1644453	50.0000	
\$ 50 Bromofluorobenzene	95	10.557	10.549	(1.147)	774975	47.5127	48

(SB)  
 5/31/05

V

Data File: \\AVOGADRO\ORGANICS\organic\voa\V5.i\050513.B\V5F9950.D  
Report Date: 31-May-2005 10:47

Mitkem Corporation

CLP OLM 3/4.X / ASP 95-1 Low Soil - Heated Purge  
Data file : \\AVOGADRO\ORGANICS\organic\voa\V5.i\050513.B\V5F9950.D  
Lab Smp Id: VHBLK5L Client Smp ID: VHBLK5L  
Inj Date : 13-MAY-2005 15:14  
Operator : JC Inst ID: v5.i  
Smp Info : ,VHBLK5L,VHBLK5L  
Misc Info :  
Comment :  
Method : \\AVOGADRO\ORGANICS\organic\voa\V5.i\050513.B\v5clp4h.m  
Meth Date : 31-May-2005 10:42 mtl Quant Type: ISTD  
Cal Date : 13-MAY-2005 10:09 Cal File: V5F9941.D  
Als bottle: 10 QC Sample: STORAGEBLANK  
Dil Factor: 1.00000  
Integrator: HP RTE Compound Sublist: CLP4.sub  
Target Version: 4.03  
Processing Host: TARGET3

- NO TENTATIVELY IDENTIFIED COMPOUNDS -

1A  
VOLATILE ORGANICS ANALYSIS DATA SHEET

EPA SAMPLE NO.

V5LLCS

Lab Name: MITKEM CORPORATION Contract: \_\_\_\_\_

Lab Code: MITKEM Case No.: \_\_\_\_\_ SAS No.: \_\_\_\_\_ SDG No.: MD0523

Matrix: (soil/water) SOIL Lab Sample ID: LCS-18114

Sample wt/vol: 5.0(g/mL) G Lab File ID: V5F9943

Level: (low/med) LOW Date Received: \_\_\_\_\_

% Moisture: not dec. \_\_\_\_\_ Date Analyzed: 05/13/05

GC Column: DB-624 ID: 0.25 (mm) Dilution Factor: 1.0

Soil Extract Volume: \_\_\_\_\_ (mL) Soil Aliquot Volume: \_\_\_\_\_ (uL)

CONCENTRATION UNITS:  
(ug/L or ug/Kg) UG/KG Q

CAS NO.	COMPOUND		
75-71-8	Dichlorodifluoromethane	10	U
74-87-3	Chloromethane	10	U
75-01-4	Vinyl Chloride	10	U
74-83-9	Bromomethane	10	U
75-00-3	Chloroethane	10	U
75-69-4	Trichlorofluoromethane	10	U
75-35-4	1,1-Dichloroethene	56	
76-13-1	1,1,2-Trichloro-1,2,2-trifluoroethane	10	U
67-64-1	Acetone	10	U
75-15-0	Carbon Disulfide	10	U
79-20-9	Methyl Acetate	10	U
75-09-2	Methylene Chloride	10	U
156-60-5	trans-1,2-Dichloroethene	10	U
1634-04-4	Methyl tert-Butyl Ether	10	U
75-34-3	1,1-Dichloroethane	10	U
156-59-2	cis-1,2-Dichloroethene	10	U
78-93-3	2-Butanone	10	U
67-66-3	Chloroform	10	U
71-55-6	1,1,1-Trichloroethane	10	U
110-82-7	Cyclohexane	10	U
56-23-5	Carbon Tetrachloride	10	U
71-43-2	Benzene	57	
107-06-2	1,2-Dichloroethane	10	U

1B  
VOLATILE ORGANICS ANALYSIS DATA SHEET

EPA SAMPLE NO.

V5LLCS

Lab Name: MITKEM CORPORATION Contract: \_\_\_\_\_

Lab Code: MITKEM Case No.: \_\_\_\_\_ SAS No.: \_\_\_\_\_ SDG No.: MD0523

Matrix: (soil/water) SOIL Lab Sample ID: LCS-18114

Sample wt/vol: 5.0(g/mL) G Lab File ID: V5F9943

Level: (low/med) LOW Date Received: \_\_\_\_\_

% Moisture: not dec. \_\_\_\_\_ Date Analyzed: 05/13/05

GC Column: DB-624 ID: 0.25 (mm) Dilution Factor: 1.0

Soil Extract Volume: \_\_\_\_\_ (mL) Soil Aliquot Volume: \_\_\_\_\_ (uL)

CONCENTRATION UNITS:  
(ug/L or ug/Kg) UG/KG Q

CAS NO.	COMPOUND		
79-01-6	Trichloroethene	56	
108-87-2	Methylcyclohexane	10	U
78-87-5	1,2-Dichloropropane	10	U
75-27-4	Bromodichloromethane	10	U
10061-01-5	cis-1,3-Dichloropropene	10	U
108-10-1	4-Methyl-2-Pentanone	10	U
108-88-3	Toluene	56	
10061-02-6	trans-1,3-Dichloropropene	10	U
79-00-5	1,1,2-Trichloroethane	10	U
127-18-4	Tetrachloroethene	10	U
591-78-6	2-Hexanone	10	U
124-48-1	Dibromochloromethane	10	U
106-93-4	1,2-Dibromoethane	10	U
108-90-7	Chlorobenzene	58	
100-41-4	Ethylbenzene	10	U
1330-20-7	Xylene (Total)	10	U
100-42-5	Styrene	10	U
75-25-2	Bromoform	10	U
98-82-8	Isopropylbenzene	10	U
79-34-5	1,1,2,2-Tetrachloroethane	10	U
541-73-1	1,3-Dichlorobenzene	10	U
106-46-7	1,4-Dichlorobenzene	10	U
95-50-1	1,2-Dichlorobenzene	10	U
96-12-8	1,2-Dibromo-3-chloropropane	10	U
120-82-1	1,2,4-Trichlorobenzene	10	U

Data File: \\NAVOGADRO\ORGANICS\voa\5.i\050513.B\VF9943.D

Date : 13-MAY-2005 11:36

Client ID: V5LLCS

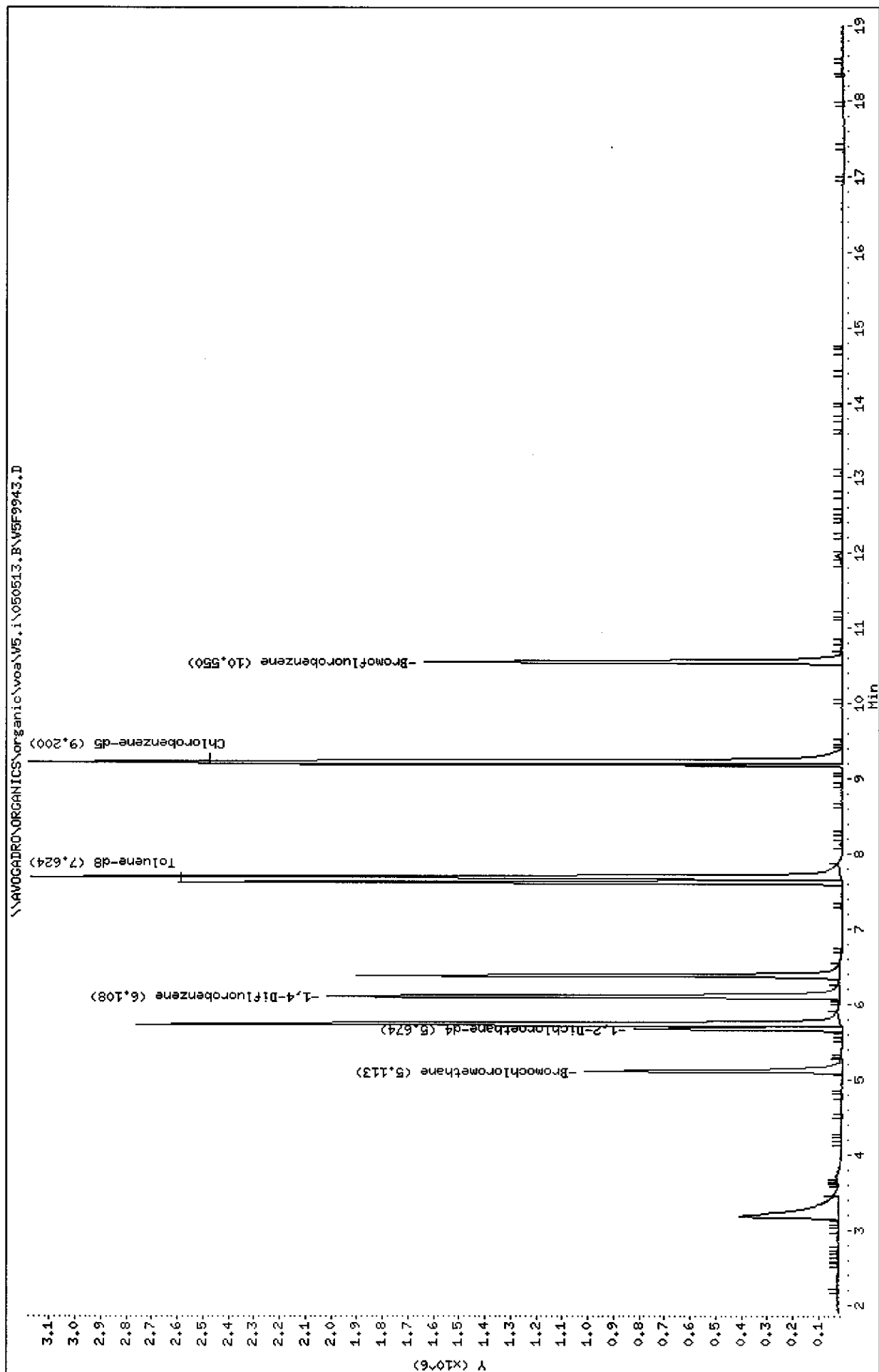
Sample Info: LCS-18114,V5LLCS,18114

Instrument: v5.i

Operator: JC

Column diameter: 0.25

Column phase: DB-624





Mitkem Corporation

CLP OLM 3/4.X / ASP 95-1 Low Soil - Heated Purge  
Data file : \\AVOGADRO\ORGANICS\organic\voa\V5.i\050513.B\V5F9943.D  
Lab Smp Id: LCS-18114 Client Smp ID: V5LLCS  
Inj Date : 13-MAY-2005 11:36  
Operator : JC Inst ID: v5.i  
Smp Info : ,LCS-18114,V5LLCS,18114  
Misc Info :  
Comment :  
Method : \\AVOGADRO\ORGANICS\organic\voa\V5.i\050513.B\v5clp4h.m  
Meth Date : 31-May-2005 10:42 mtl Quant Type: ISTD  
Cal Date : 13-MAY-2005 10:09 Cal File: V5F9941.D  
Als bottle: 3 QC Sample: LCS  
Dil Factor: 1.00000  
Integrator: HP RTE Compound Sublist: CLP4.sub  
Target Version: 4.03  
Processing Host: TARGET3

Concentration Formula:  $\text{Amt} * \text{DF} * \text{Uf} * 5 / (\text{Ws} * (100 - \text{M}) / 100)$

Name	Value	Description
DF	1.000	Dilution Factor
Uf	1.000	ng unit correction factor
Ws	5.000	Weight of sample (g)
M	0.000	% Moisture (not decanted)

Compounds	QUANT SIG MASS	RT	EXP RT	REL RT	RESPONSE	CONCENTRATIONS	
						ON-COLUMN ( ug/L)	FINAL (ug/Kg)
7 1,1-Dichloroethene ✓	96	3.182	3.182	(0.622)	512277	55.8502	56
* 18 Bromochloromethane	128	5.113	5.112	(1.000)	365739	50.0000	
\$ 23 1,2-Dichloroethane-d4	65	5.674	5.674	(1.110)	719850	47.8109	48
25 Benzene ✓	78	5.733	5.733	(0.939)	2992569	56.5612	57
* 26 1,4-Difluorobenzene	114	6.108	6.107	(1.000)	1912671	50.0000	
27 Trichloroethene ✓	130	6.373	6.373	(1.044)	803380	56.2554	56
\$ 33 Toluene-d8 ✓	98	7.624	7.624	(0.829)	2029072	49.8627	50
34 Toluene ✓	91	7.693	7.693	(0.836)	2764206	56.3415	56
* 42 Chlorobenzene-d5	117	9.200	9.200	(1.000)	1679425	50.0000	
43 Chlorobenzene ✓	112	9.230	9.229	(1.003)	1881348	57.5224	58
\$ 50 Bromofluorobenzene	95	10.550	10.549	(1.147)	787899	47.2992	47

⑧  
5/31/05

K

## MITKEM CORPORATION: Volatile Organics Low/Medium Level Soil Extraction Log

Date	Lab ID	Analysis	Initial Wt. (g)	Final Wt. (g)	Sample Wt. (g)	Extraction Volume (mL)	Sample Type	Solvent / Lot. #	Comments	Analyst
5-12-05	D0537	01C	30.24	36.60	6.4	5mL	A	N/A		JC
		02C	30.41	35.95	5.5					
		03C	30.15	35.66	5.5					
		04C	30.34	35.36	5.0					
		05C	30.10	35.50	5.4					
		06C	30.52	35.91	5.4					
		07C	29.93	34.86	4.9					
		08C	30.33	36.45	6.1					
		09C	30.05	<del>36.93</del> 35.93 5.9	5.9					
		10C	30.15	35.87	5.7					
		11C	31.01	35.70	4.7					
5-12-05	D0537	12C	30.48	36.24	5.8	5mL	A	N/A		JC
5-13-05	D0523	01C	N/A	N/A	5.1	5mL	E	H <sub>2</sub> O/N/A		JC
		02A			1.0				Strong Petroleum odor	
		03A			5.0					
5-13-05	D0523	04A	N/A	N/A	5.0	5mL	E	H <sub>2</sub> O/N/A		JC

Sample Type: A. MeOH Pre-preserved; B. DI H<sub>2</sub>O/Freeze; C. NaHSO<sub>4</sub> Pre-preserved; D. Encore; E. Unpreserved Jars

Logbook ID: 90.0189-03/05

Reviewed By: SB 5/19/05

## ***Percent Moisture and Percent Solids Report***

<i><b>Mitkem Sample ID</b></i>	<i><b>Client Sample ID</b></i>	<i><b>Analyzed</b></i>	<i><b>Percent Moisture</b></i>	<i><b>Percent Solids</b></i>	<i><b>Validated</b></i>
<i>D0523-01A</i>	<i>B-1 (9.0')</i>	05/17/2005	10	90	Yes
<i>D0523-02A</i>	<i>B-4 (4.0')</i>	05/24/2005	18	82	Yes
<i>D0523-03A</i>	<i>B-6 (5.0')</i>	05/24/2005	22	78	Yes
<i>D0523-04A</i>	<i>B-7 (14.0')</i>	05/24/2005	14	86	Yes

DATE: 4-13-05

INSTRUMENT V5  
INJECTION LOGMITKEM CORPORATION  
VOLATILES LABORATORY

METHOD: V5CLP4H

CAL ID: V6050314A-25

ANALYST: JC

INITIAL CAL:

IS/SS ID: V6050314B-55

ARCHIVE:

4-13-05

COMMENTS:

AS #	FILE	MITKEM ID	CLIENT ID	SAMPLE SIZE	DIL	COMMENTS	IS	SS	pH
	V5F94 75	BFB52	BFB52	2ml	-	Passed 10:45			
	76	VSTD05052	VSTD05052	5ml	-				
	77	VSTD01052	VSTD01052		-	Seal for			
	78	VSTD20052	VSTD20052		-	OLM 4.3 low lat			
	79	VSTD10052	VSTD10052		-				
	V5F94 80	VSTD02052	VSTD02052	5ml	-				
N/A 4-13-05									
COPY									
Original Documents Are Included in CSF									
Signed: _____ Date: _____									

DATE: 5-13-05

INSTRUMENT V5  
INJECTION LOGMITKEM CORPORATION  
VOLATILES LABORATORYMETHOD: ~~V28260~~

CAL ID: VW050512B-IS

ANALYST: JC

INITIAL CAL: V5CLP4H

IS/SS ID: VW050512C-SS

ARCHIVE:

4-13-05

VW050512A-STD

COMMENTS:

AS #	FILE	MITKEM ID	CLIENT ID	SAMPLE SIZE	DIL	COMMENTS	IS	SS	pH	
	V5F99	40	BFB5L	BFB5L	2ml	-	passed 9:26			
		41	VSTD0505L	VSTD0505L	5ml	-	OK			
		42	MB-18114	VBLK5L	5ml	-	OK	✓	✓	
		43	LC5-18114	V5LLCS	5ml	-	OK	✓	✓	
		44	D0523 OIC	B-190	5.1g	-	OK	✓	✓	
		45	↓ O3A	B-650	5.0g	-	OK	✓	✓	
		46	↓ O4A	B-7140	5.0g	-	OK	✓	✓	
		47	D0523 O2A	B-440	1.0g	-	OK TICS	✓	✓	
		48	VHBLK5L	VHBLK5L	5ml	-		✓	✓	
		49	VHBLK5L	VHBLK5L	5ml	-	OK	✓	✓	
		50	VHBLK5L	VHBLK5L	5ml	-	OK	✓	✓	
		51	D0529 OIC	B-390		-	PLB 1031 r r m.L.	✓	✓	
		52	↓ OICMS	B-390ms		-	PLB 1198 r r m.L.	✓	✓	
		53	↓ OICMSD	B-390msd		-	PLB 1274 r r m.L.	✓	✓	
		54	D0529 O2A	B-330	1.0g	-	TLC 1134 r r m.L. TICS	✓	✓	
		55	VHBLK5m	VHBLK5m	5ml	-	not used	✓	✓	
		56	↓	↓	↓	↓		✓	✓	
		57	↓	↓	↓	↓		✓	✓	
		58	↓	↓	↓	↓		✓	✓	
		59	↓	↓	↓	↓		✓	✓	
	V5F99	60	VHBLK5m	VHBLK5m	5ml	-	20139	✓	✓	
N/A										
E-1605										

## MITKEM CORPORATION: VOLATILES RECEIVING LOGBOOK

VOA Log-In Date	Workorder	Client	Sample Numbers	Relinquished By	Refrigerator ID	Comments
5/4/05	D0516	TRC	01, 02, 06, 07	SB	F4	FREEZE H <sub>2</sub> O
	D0516	TRC	01-07	SB	R4	MeOH
	D0515	TRC	01, 02, 06-16, 18-21, 23	• SB	R10 F10	FREEZE H <sub>2</sub> O
↓	D0515	TRC	01, 02, 06-16, 18-21, 23	SB	R10	MeOH
5/4/05	D0504	ENSAFE	15-20	SB	R10	
5/4/05	D0519	EARTHtech	01-03	JH	R-10	H
5/5/05	D0522	ENSAFE	01-06	SB	R10	
	D0520	Maguire	01-02	↓	R10	1 week TAT
	D0523	DAY	01-04	↓	R10	SOIL JARS
	D0495	Berger	04-20	↓	R4	
5/5/05	D0521	Berger	01-18	SB	R4	
5-5-05	D0526	RTRC	01-05	JL	R4	
5-5-05	D0516	TRC	08-14	JL	R4	
5-6-05	D0522	ENSAFE	07-11	JH	R-4	
5/6/05	D0528	Shaw-Hopkinson	01-02	JH	R-4	

**MITKEM  
CORPORATION**

**\* Semivolatile Organics \***

2D  
SOIL SEMIVOLATILE SURROGATE RECOVERY

Lab Name: MITKEM CORPORATION Contract: \_\_\_\_\_

Lab Code: MITKEM Case No.: \_\_\_\_\_ SAS No.: \_\_\_\_\_ SDG No.: MD0523

Level: (low/med) LOW

	EPA SAMPLE NO.	S1 (NBZ) #	S2 (FBP) #	S3 (TPH) #	S4 (PHL) #	S5 (2FP) #	S6 (TBP) #	S7 (2CP) #	S8 (DCB) #	TOT OUT
	=====	=====	=====	=====	=====	=====	=====	=====	=====	=====
01	SBLK1X	65	66	97	61	61	69	61	54	0
02	S1XLCS	63	72	96	58	64	73	61	54	0
03	B-190	65	62	83	65	57	67	60	50	0
04										
05										
06										
07										
08										
09										
10										
11										
12										
13										
14										
15										
16										
17										
18										
19										
20										
21										
22										
23										
24										
25										
26										
27										
28										
29										
30										

QC LIMITS

S1 (NBZ) = Nitrobenzene-d5 (23-120)  
 S2 (FBP) = 2-Fluorobiphenyl (30-115)  
 S3 (TPH) = Terphenyl-d14 (18-137)  
 S4 (PHL) = Phenol-d5 (24-113)  
 S5 (2FP) = 2-Fluorophenol (25-121)  
 S6 (TBP) = 2,4,6-Tribromophenol (19-122)  
 S7 (2CP) = 2-Chlorophenol-d4 (20-130) (advisory)  
 S8 (DCB) = 1,2-Dichlorobenzene-d4 (20-130) (advisory)

# Column to be used to flag recovery values  
 \* Values outside of contract required QC limits  
 D Surrogate diluted out



FORM 3  
SOIL SEMIVOLATILE LAB CONTROL SAMPLE

Lab Name: MITKEM CORPORATION Contract: \_\_\_\_\_  
 Lab Code: MITKEM Case No.: \_\_\_\_\_ SAS No.: \_\_\_\_\_ SDG No.: MD0523  
 Matrix Spike - Sample No.: S1XLCS Level: (low/med) LOW

COMPOUND	SPIKE ADDED (ug/Kg)	SAMPLE CONCENTRATION (ug/Kg)	LCS CONCENTRATION (ug/Kg)	LCS % REC #	QC. LIMITS REC.
=====	=====	=====	=====	=====	=====
Phenol	2500		1600	64	26- 90
2-Chlorophenol	2500		1600	64	25-102
N-Nitroso-di-n-prop. (1)	1700		900	53	41-126
4-Chloro-3-Methylphenol	2500		1700	68	26-103
Acenaphthene	1700		1300	76	31-137
4-Nitrophenol	2500		1900	76	11-114
2,4-Dinitrotoluene	1700		1200	71	28- 89
Pentachlorophenol	2500		1600	64	17-109
Pyrene	1700		1700	100	35-142

(1) N-Nitroso-di-n-propylamine

# Column to be used to flag recovery and RPD values with an asterisk  
 \* Values outside of QC limits

RPD: 0 out of 0 outside limits  
 Spike Recovery: 0 out of 9 outside limits

COMMENTS: \_\_\_\_\_  
 \_\_\_\_\_

4B  
SEMIVOLATILE METHOD BLANK SUMMARY

EPA SAMPLE NO.

SBLK1X

Lab Name: MITKEM CORPORATION

Contract: \_\_\_\_\_

Lab Code: MITKEM Case No.: \_\_\_\_\_

SAS No.: \_\_\_\_\_ SDG No.: MD0523

Lab File ID: S1E4510

Lab Sample ID: MB-18109

Instrument ID: S1

Date Extracted: 05/13/05

Matrix: (soil/water) SOIL

Date Analyzed: 05/25/05

Level: (low/med) LOW

Time Analyzed: 1104

THIS METHOD BLANK APPLIES TO THE FOLLOWING SAMPLES, MS, and MSD:

	EPA SAMPLE NO.	LAB SAMPLE ID	LAB FILE ID	DATE ANALYZED
01	S1XLCS	LCS-18109	S1E4511	05/25/05
02	B-190	D0523-01A	S1E4514	05/25/05
03				
04				
05				
06				
07				
08				
09				
10				
11				
12				
13				
14				
15				
16				
17				
18				
19				
20				
21				
22				
23				
24				
25				
26				
27				
28				
29				
30				

COMMENTS: \_\_\_\_\_  
 \_\_\_\_\_

5B  
SEMIVOLATILE ORGANIC INSTRUMENT PERFORMANCE CHECK  
DECAFLUOROTRIPHENYLPHOSPHINE (DFTPP)

Lab Name: MITKEM CORPORATION Contract: \_\_\_\_\_  
 Lab Code: MITKEM Case No.: \_\_\_\_\_ SAS No.: \_\_\_\_\_ SDG No.: MD0523  
 Lab File ID: S1E4486 DFTPP Injection Date: 05/19/05  
 Instrument ID: S1 DFTPP Injection Time: 1258

m/e	ION ABUNDANCE CRITERIA	% RELATIVE ABUNDANCE
51	30.0 - 80.0% of mass 198	40.2
68	Less than 2.0% of mass 69	0.0 ( 0.0)1
69	Mass 69 relative abundance	56.3
70	Less than 2.0% of mass 69	0.3 ( 0.5)1
127	25.0 - 75.0% of mass 198	38.8
197	Less than 1.0% of mass 198	0.0
198	Base Peak, 100% relative abundance	100.0
199	5.0 to 9.0% of mass 198	6.9
275	10.0 - 30.0% of mass 198	23.3
365	Greater than 0.75% of mass 198	3.75
441	Present, but less than mass 443	14.5
442	40.0 - 110.0% of mass 198	87.4
443	15.0 - 24.0% of mass 442	16.8 ( 19.2)2

1-Value is % mass 69

2-Value is % mass 442

THIS CHECK APPLIES TO THE FOLLOWING SAMPLES, MS, MSD, BLANKS, AND STANDARDS:

	EPA SAMPLE NO.	LAB SAMPLE ID	LAB FILE ID	DATE ANALYZED	TIME ANALYZED
01	SSTD0501V	SSTD0501V	S1E4487	05/19/05	1315
02	SSTD1601V	SSTD1601V	S1E4488	05/19/05	1346
03	SSTD0201V	SSTD0201V	S1E4489	05/19/05	1418
04	SSTD0801V	SSTD0801V	S1E4490	05/19/05	1449
05	SSTD1201V	SSTD1201V	S1E4491	05/19/05	1520
06					
07					
08					
09					
10					
11					
12					
13					
14					
15					
16					
17					
18					
19					
20					
21					
22					

Lab Name: MITKEM CORPORATION Contract: \_\_\_\_\_  
Lab Code: MITKEM Case No.: \_\_\_\_\_ SAS No.: \_\_\_\_\_ SDG No.: MD0523  
Lab File ID: S1E4505A DFTPP Injection Date: 05/25/05  
Instrument ID: S1 DFTPP Injection Time: 0836

1-Value is % mass 69	2-Value is % mass 442
----------------------	-----------------------

	EPA SAMPLE NO.	LAB SAMPLE ID	LAB FILE ID	DATE ANALYZED	TIME ANALYZED
	=====	=====	=====	=====	=====
01	SSTD0501W	SSTD0501W	S1E4506	05/25/05	0853
02	SBLK1X	MB-18109	S1E4510	05/25/05	1104
03	S1XLCS	LCS-18109	S1E4511	05/25/05	1136
04	B-190	D0523-01A	S1E4514	05/25/05	1343
05					
06					
07					
08					
09					
10					
11					
12					
13					
14					
15					
16					
17					
18					
19					
20					
21					
22					

8B  
SEMIVOLATILE INTERNAL STANDARD AREA AND RT SUMMARY

Lab Name: MITKEM CORPORATION

Contract: \_\_\_\_\_

Lab Code: MITKEM Case No.: \_\_\_\_\_

SAS No.: \_\_\_\_\_ SDG No.: MD0523

EPA Sample No. (SSTD050##): SSTD0501W

Date Analyzed: 05/25/05

Lab File ID (Standard): S1E4506

Time Analyzed: 0853

Instrument ID: S1

GC Column: DB-5MS ID: 0.25 (mm)

	IS1 (DCB) AREA #	RT #	IS2 (NPT) AREA #	RT #	IS3 (ANT) AREA #	RT #
=====	=====	=====	=====	=====	=====	=====
12 HOUR STD	297131	5.52	1124444	7.44	619103	10.22
UPPER LIMIT	594262	6.02	2248888	7.94	1238206	10.72
LOWER LIMIT	148566	5.02	562222	6.94	309552	9.72
=====	=====	=====	=====	=====	=====	=====
EPA SAMPLE NO.						
=====	=====	=====	=====	=====	=====	=====
01 SBLK1X	329414	5.52	1105742	7.44	571539	10.22
02 SIXLCS	324831	5.52	1105487	7.44	522000	10.22
03 B-190	337753	5.52	1156515	7.44	591852	10.22
04						
05						
06						
07						
08						
09						
10						
11						
12						
13						
14						
15						
16						
17						
18						
19						
20						
21						
22						

IS1 (DCB) = 1,4-Dichlorobenzene-d4

IS2 (NPT) = Naphthalene-d8

IS3 (ANT) = Acenaphthene-d10

AREA UPPER LIMIT = +100% of internal standard area

AREA LOWER LIMIT = - 50% of internal standard area

RT UPPER LIMIT = + 0.50 minutes of internal standard RT

RT LOWER LIMIT = - 0.50 minutes of internal standard RT

# Column used to flag values outside QC limits with an asterisk.

\* Values outside of QC limits

8C  
SEMIVOLATILE INTERNAL STANDARD AREA AND RT SUMMARY

Lab Name: MITKEM CORPORATION

Contract: \_\_\_\_\_

Lab Code: MITKEM Case No.: \_\_\_\_\_

SAS No.: \_\_\_\_\_ SDG No.: MD0523

EPA Sample No. (SSTD050##): SSTD0501W

Date Analyzed: 05/25/05

Lab File ID (Standard): S1E4506

Time Analyzed: 0853

Instrument ID: S1

GC Column: DB-5MS ID: 0.25 (mm)

	IS4 (PHN) AREA #	RT #	IS5 (CRY) AREA #	RT #	IS6 (PRY) AREA #	RT #
=====	=====	=====	=====	=====	=====	=====
12 HOUR STD	1018707	12.60	1266448	16.86	973706	18.99
UPPER LIMIT	2037414	13.10	2532896	17.36	1947412	19.49
LOWER LIMIT	509354	12.10	633224	16.36	486853	18.49
=====	=====	=====	=====	=====	=====	=====
EPA SAMPLE NO.						
=====	=====	=====	=====	=====	=====	=====
01 SBLK1X	901246	12.59	829293	16.85	888495	18.98
02 S1XLCS	771615	12.60	654829	16.85	684521	18.98
03 B-190	854448	12.60	887723	16.85	785161	18.98
04						
05						
06						
07						
08						
09						
10						
11						
12						
13						
14						
15						
16						
17						
18						
19						
20						
21						
22						

IS4 (PHN) = Phenanthrene-d10

IS5 (CRY) = Chrysene-d12

IS6 (PRY) = Perylene-d12

AREA UPPER LIMIT = +100% of internal standard area

AREA LOWER LIMIT = - 50% of internal standard area

RT UPPER LIMIT = + 0.50 minutes of internal standard RT

RT LOWER LIMIT = - 0.50 minutes of internal standard RT

# Column used to flag values outside QC limits with an asterisk.

\* Values outside of QC limits

1C  
SEMIVOLATILE ORGANICS ANALYSIS DATA SHEET

EPA SAMPLE NO.

B-190

Lab Name: MITKEM CORPORATION Contract: \_\_\_\_\_

Lab Code: MITKEM Case No.: \_\_\_\_\_ SAS No.: \_\_\_\_\_ SDG No.: MD0523

Matrix: (soil/water) SOIL Lab Sample ID: D0523-01A

Sample wt/vol: 30.0 (g/mL) G Lab File ID: S1E4514

Level: (low/med) LOW Date Received: 05/05/05

% Moisture: 10 Decanted: (Y/N) N Date Extracted: 05/13/05

Concentrated Extract Volume: 500 (uL) Date Analyzed: 05/25/05

Injection Volume: 2.0 (uL) Dilution Factor: 1.0

GPC Cleanup: (Y/N) Y pH: 8.0 Extraction: (Type) SONC

CONCENTRATION UNITS:  
(ug/L or ug/Kg) UG/KG Q

CAS NO.	COMPOUND		
100-52-7	Benzaldehyde	370	U
108-95-2	Phenol	370	U
111-44-4	bis(2-Chloroethyl) Ether	370	U
95-57-8	2-Chlorophenol	370	U
95-48-7	2-Methylphenol	370	U
108-60-1	2,2'-oxybis(1-Chloropropane)	370	U
98-86-2	Acetophenone	370	U
106-44-5	4-Methylphenol	370	U
621-64-7	N-Nitroso-di-n-propylamine	370	U
67-72-1	Hexachloroethane	370	U
98-95-3	Nitrobenzene	370	U
78-59-1	Isophorone	370	U
88-75-5	2-Nitrophenol	370	U
105-67-9	2,4-Dimethylphenol	370	U
111-91-1	bis(2-Chloroethoxy) methane	370	U
120-83-2	2,4-Dichlorophenol	370	U
91-20-3	Naphthalene	370	U
106-47-8	4-Chloroaniline	370	U
87-68-3	Hexachlorobutadiene	370	U
105-60-2	Caprolactam	370	U
59-50-7	4-Chloro-3-Methylphenol	370	U
91-57-6	2-Methylnaphthalene	370	U
77-47-4	Hexachlorocyclopentadiene	370	U
88-06-2	2,4,6-Trichlorophenol	370	U
95-95-4	2,4,5-Trichlorophenol	920	U
92-52-4	1,1'-Biphenyl	370	U
91-58-7	2-Chloronaphthalene	370	U
88-74-4	2-Nitroaniline	920	U
131-11-3	Dimethylphthalate	370	U
606-20-2	2,6-Dinitrotoluene	370	U
208-96-8	Acenaphthylene	370	U
99-09-2	3-Nitroaniline	920	U
83-32-9	Acenaphthene	370	U

1D  
SEMIVOLATILE ORGANICS ANALYSIS DATA SHEET

EPA SAMPLE NO.

B-190

Lab Name: MITKEM CORPORATION Contract: \_\_\_\_\_

Lab Code: MITKEM Case No.: \_\_\_\_\_ SAS No.: \_\_\_\_\_ SDG No.: MD0523

Matrix: (soil/water) SOIL Lab Sample ID: D0523-01A

Sample wt/vol: 30.0 (g/mL) G Lab File ID: S1E4514

Level: (low/med) LOW Date Received: 05/05/05

% Moisture: 10 Decanted: (Y/N) N Date Extracted: 05/13/05

Concentrated Extract Volume: 500 (uL) Date Analyzed: 05/25/05

Injection Volume: 2.0 (uL) Dilution Factor: 1.0

GPC Cleanup: (Y/N) Y pH: 8.0 Extraction: (Type) SONC

CAS NO. COMPOUND

CONCENTRATION UNITS:  
(ug/L or ug/Kg) UG/KG Q

51-28-5	2,4-Dinitrophenol	920	U
100-02-7	4-Nitrophenol	920	U
132-64-9	Dibenzofuran	370	U
121-14-2	2,4-Dinitrotoluene	370	U
84-66-2	Diethylphthalate	370	U
86-73-7	Fluorene	370	U
7005-72-3	4-Chlorophenyl-phenylether	370	U
100-01-6	4-Nitroaniline	920	U
534-52-1	4,6-Dinitro-2-methylphenol	920	U
86-30-6	N-Nitrosodiphenylamine (1)	370	U
101-55-3	4-Bromophenyl-phenylether	370	U
118-74-1	Hexachlorobenzene	370	U
1912-24-9	Atrazine	370	U
87-86-5	Pentachlorophenol	920	U
85-01-8	Phenanthrene	370	U
120-12-7	Anthracene	370	U
86-74-8	Carbazole	370	U
84-74-2	Di-n-butylphthalate	38	J
206-44-0	Fluoranthene	370	U
129-00-0	Pyrene	370	U
85-68-7	Butylbenzylphthalate	370	U
91-94-1	3,3'-Dichlorobenzidine	370	U
56-55-3	Benzo(a)anthracene	370	U
218-01-9	Chrysene	370	U
117-81-7	bis(2-Ethylhexyl)phthalate	99	J
117-84-0	Di-n-octylphthalate	370	U
205-99-2	Benzo(b)fluoranthene	370	U
207-08-9	Benzo(k)fluoranthene	370	U
50-32-8	Benzo(a)pyrene	370	U
193-39-5	Indeno(1,2,3-cd)pyrene	370	U
53-70-3	Dibenzo(a,h)anthracene	370	U
191-24-2	Benzo(g,h,i)perylene	370	U

(1) - Cannot be separated from Diphenylamine



1G  
SEMIVOLATILE ORGANICS ANALYSIS DATA SHEET  
TENTATIVELY IDENTIFIED COMPOUNDS

EPA SAMPLE NO.

B-190

Lab Name: MITKEM CORPORATION Contract: \_\_\_\_\_

Lab Code: MITKEM Case No.: \_\_\_\_\_ SAS No.: \_\_\_\_\_ SDG No.: MD0523

Matrix: (soil/water) SOIL Lab Sample ID: D0523-01A

Sample wt/vol: 30.0 (g/mL) G Lab File ID: S1E4514

Level: (low/med) LOW Date Received: 05/05/05

% Moisture: 10 Decanted: (Y/N) N Date Extracted: 05/13/05

Concentrated Extract Volume: 500 (uL) Date Analyzed: 05/25/05

Injection Volume: 2.0 (uL) Dilution Factor: 1.0

GPC Cleanup: (Y/N) Y pH: 8.0 Extraction: (Type) SONC

Number TICs found: 2

CONCENTRATION UNITS:  
(ug/L or ug/Kg) ug/Kg

CAS NUMBER	COMPOUND NAME	RT	EST. CONC.	Q
1.	UNKNOWN	11.82	270	J
2.	UNKNOWN	22.48	1900	J
3.				
4.				
5.				
6.				
7.				
8.				
9.				
10.				
11.				
12.				
13.				
14.				
15.				
16.				
17.				
18.				
19.				
20.				
21.				
22.				
23.				
24.				
25.				
26.				
27.				
28.				
29.				
30.				

Data File: \\AVOCADRO\ORGANICS\organic\svoa\S1.i\050525.B\S1E4514.D

Date : 25-MAY-2005 13:43

Client ID: B-190

Sample Info: D0523-01A,,18109,,

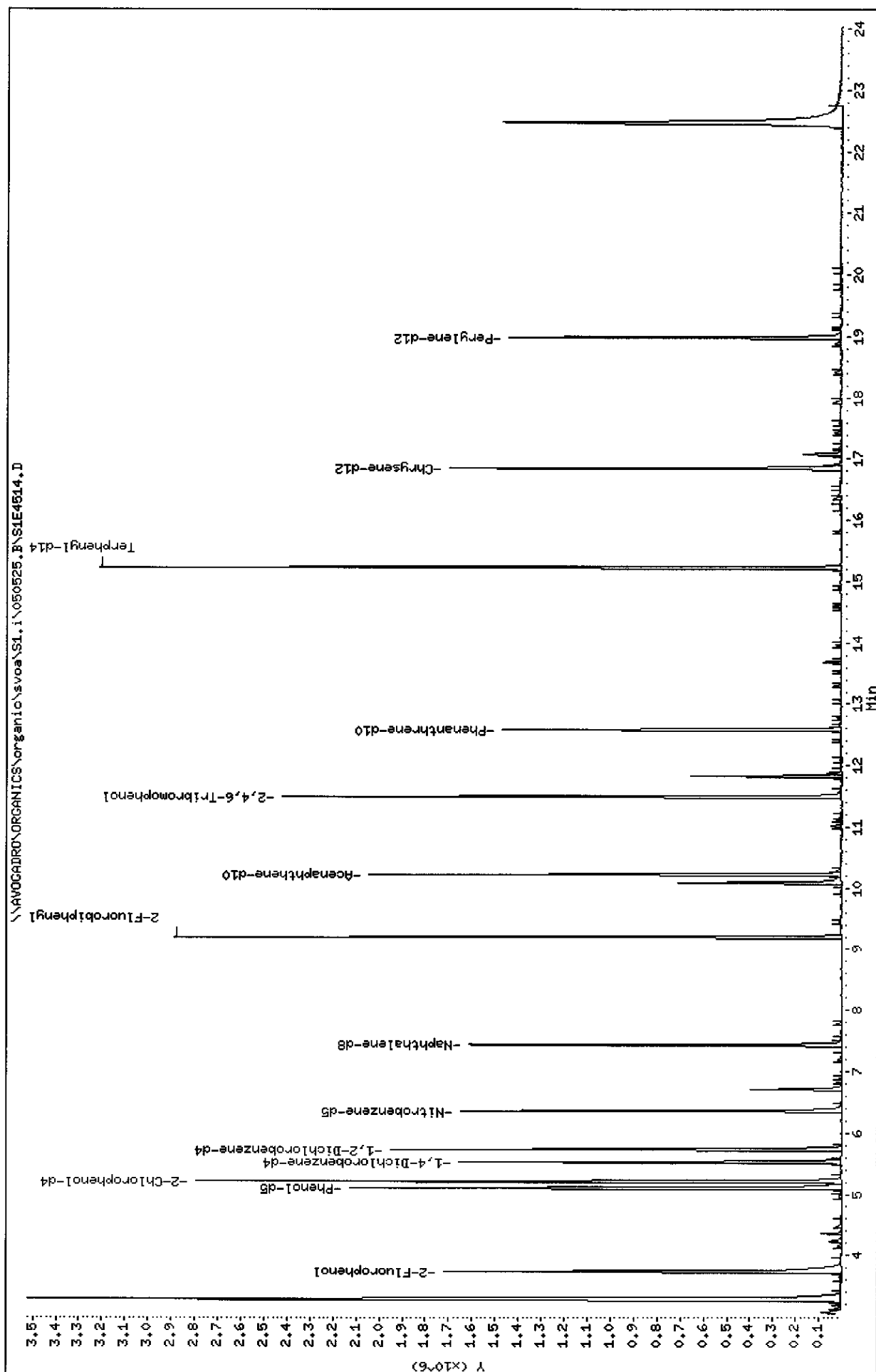
Volume Injected (ul): 2.0

Column phase: DB-5MS

Instrument: S1.i

Operator: AM SRC: LIHS

Column diameter: 0.25



Data File: S1E4514.D  
Report Date: 26-May-2005 15:53

Mitkem Corporation

CLP OLM04.1 QUANTITATION REPORT

Data file : \\AVOGADRO\ORGANICS\organic\svoa\S1.i\050525.B\S1E4514.D  
Lab Smp Id: D0523-01A Client Smp ID: B-190  
Inj Date : 25-MAY-2005 13:43  
Operator : AW SRC: LIMS Inst ID: S1.i  
Smp Info : D0523-01A,,18109,,  
Misc Info :  
Comment :  
Method : \\AVOGADRO\ORGANICS\organic\svoa\S1.i\050525.B\s1\_olm4\_2\_S.m  
Meth Date : 25-May-2005 09:24 mtl Quant Type: ISTD  
Cal Date : 25-MAY-2005 08:53 Cal File: S1E4506.D  
Als bottle: 9  
Dil Factor: 1.00000  
Integrator: HP RTE Compound Sublist: OLM4.sub  
Target Version: 4.03  
Processing Host: TARGET11

Concentration Formula:  $\text{Amt} * \text{DF} * \text{Uf} * (\text{Vt}/\text{Vi}) * (1/\text{Ws}) * (100/(100-\text{M}))$

Name	Value	Description
DF	1.000	Dilution Factor
Uf	2.000	GPC correction factor
Vt	500.000	Volume of final extract (uL) (1000 low, 2
Vi	2.000	Volume injected (uL)
Ws	30.000	Weight of sample extracted (g)
M	10.000	% Moisture

Compounds	QUANT SIG MASS	RT	EXP RT	REL RT	RESPONSE	CONCENTRATIONS	
						ON-COLUMN ( ng)	FINAL (ug/Kg)
\$ 1 2-Fluorophenol	112	3.747	3.726	(0.679)	796864	86.0623	1600
\$ 3 Phenol-d5	99	5.109	5.098	(0.926)	1010013	97.2917	1800
\$ 6 2-Chlorophenol-d4	132	5.206	5.206	(0.943)	997273	89.4107	1700
* 8 1,4-Dichlorobenzene-d4	152	5.519	5.520	(1.000)	337753	40.0000	
\$ 9 1,2-Dichlorobenzene-d4	152	5.735	5.736	(1.039)	395348	49.9526	930
\$ 16 Nitrobenzene-d5	82	6.362	6.373	(0.855)	650196	65.4610	1200
* 23 Naphthalene-d8	136	7.442	7.443	(1.000)	1156515	40.0000	
\$ 33 2-Fluorobiphenyl	172	9.192	9.204	(0.900)	1119314	61.7503	1100
* 41 Acenaphthene-d10	164	10.219	10.219	(1.000)	591852	40.0000	
\$ 53 2,4,6-Tribromophenol	330	11.494	11.505	(0.913)	457036	100.204	1900
* 58 Phenanthrene-d10	188	12.596	12.596	(1.000)	854448	40.0000	
62 Di-n-butylphthalate	149	13.687	13.698	(1.087)	60883	2.07276	38 (a)
\$ 65 Terphenyl-d14	244	15.232	15.232	(0.904)	1393726	83.4928	1500

Data File: S1E4514.D  
Report Date: 26-May-2005 15:53

Compounds	QUANT SIG						CONCENTRATIONS	
	MASS	RT	EXP RT	REL RT	RESPONSE	ON-COLUMN ( ng)	FINAL (ug/Kg)	
*****	----	--	-----	-----	-----	-----	-----	
* 69 Chrysene-d12	240	16.852	16.863	(1.000)	887723	40.0000		
71 bis(2-Ethylhexyl)phthalate	149	17.079	17.079	(1.013)	88551	5.35968	99 (a)	
* 76 Perylene-d12	264	18.980	18.992	(1.000)	785161	40.0000		

#### QC Flag Legend

a - Target compound detected but, quantitated amount  
Below Limit Of Quantitation(BLOQ).

25/06/05  
H

H

Data File: S1E4514.D  
Report Date: 26-May-2005 15:53

Mitkem Corporation

CLP OLM04.1 QUANTITATION REPORT

Data file : \\AVOGADRO\ORGANICS\organic\svoa\S1.i\050525.B\S1E4514.D  
Lab Smp Id: D0523-01A Client Smp ID: B-190  
Inj Date : 25-MAY-2005 13:43  
Operator : AW SRC: LIMS Inst ID: S1.i  
Smp Info : D0523-01A,,18109,,  
Misc Info :  
Comment :  
Method : \\AVOGADRO\ORGANICS\organic\svoa\S1.i\050525.B\s1\_olm4\_2\_S.m  
Meth Date : 25-May-2005 09:24 mtl Quant Type: ISTD  
Cal Date : 25-MAY-2005 08:53 Cal File: S1E4506.D  
Als bottle: 9  
Dil Factor: 1.00000  
Integrator: HP RTE Compound Sublist: OLM4.sub  
Target Version: 4.03  
Processing Host: TARGET11

Concentration Formula:  $\text{Amt} * \text{DF} * \text{Uf} * (\text{Vt}/\text{Vi}) * (1/\text{Ws}) * (100/(100-\text{M}))$

Name	Value	Description
DF	1.000	Dilution Factor
Uf	2.000	GPC correction factor
Vt	500.000	Volume of final extract (uL) (1000 low, 2
Vi	2.000	Volume injected (uL)
Ws	30.000	Weight of sample extracted (g)
M	10.000	% Moisture

ISTD	RT	AREA	AMOUNT
=====	====	=====	=====
* 41 Acenaphthene-d10	10.219	2717423	40.000
* 58 Phenanthrene-d10	12.596	2418093	40.000
* 76 Perylene-d12	18.980	2313151	40.000

CONCENTRATIONS					QUANT		
RT	AREA	ON-COL( ng)	FINAL (ug/Kg)	QUAL	LIBRARY	LIB ENTRY	CPND #
----	----	-----	-----	----	-----	-----	-----
Cyclic Alkane				CAS #:			
10.089	1138464	16.7579946	310	0		0	41

Data File: S1E4514.D  
 Report Date: 26-May-2005 15:53

RT	CONCENTRATIONS			QUAL	QUANT		CPND #
	AREA	ON-COL ( ng)	FINAL (ug/Kg)		LIBRARY	LIB ENTRY	
====	====	=====	=====	====	=====	=====	=====
Unknown					CAS #:		
11.818	871730	14.4201236	270	0		0	58
Unknown					CAS #:		
22.481	6037034	104.394983	1900	0		0	76

Data File: \\AVOGADRO\ORGANICS\organic\svoa\S1.i\050525.B\S1E4514.D

Date : 25-MAY-2005 13:43

Client ID: B-190

Instrument: S1.i

Sample Info: D0523-01A,,18109,,

Volume Injected (uL): 2.0

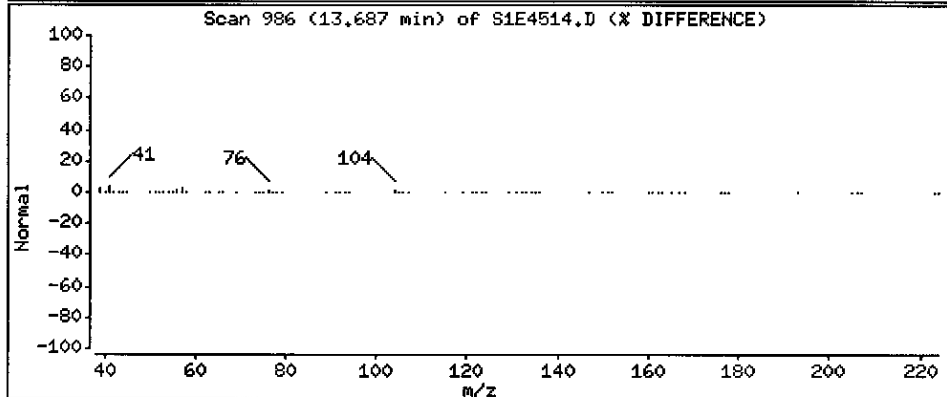
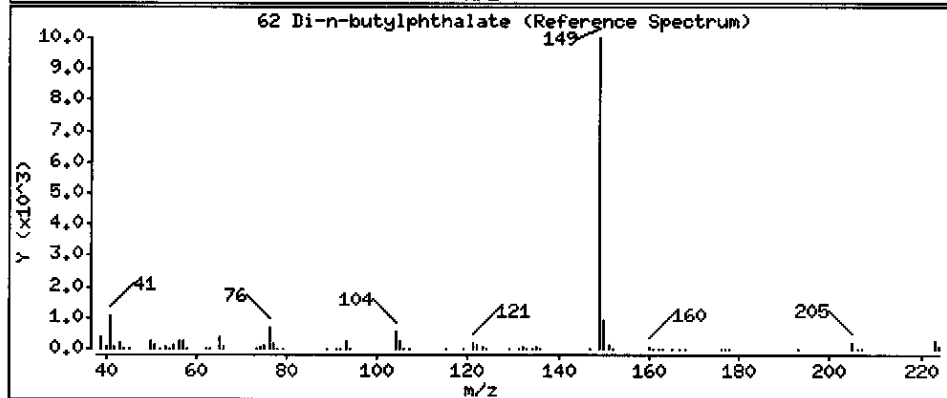
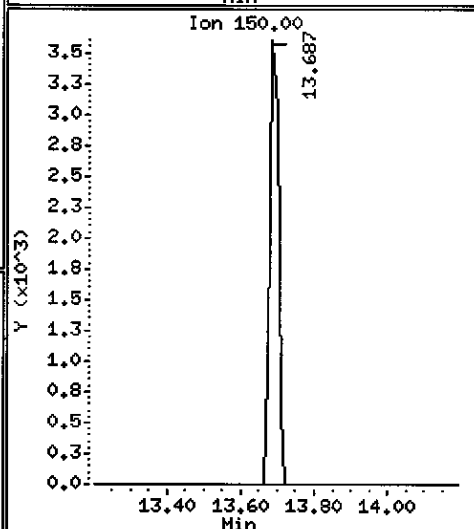
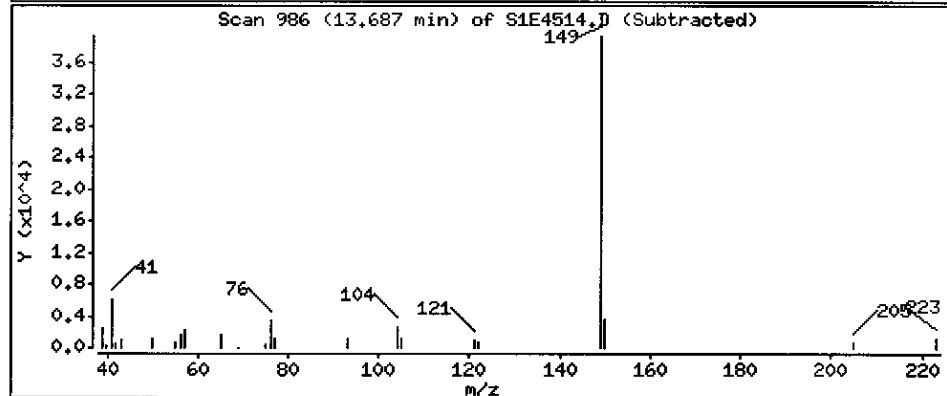
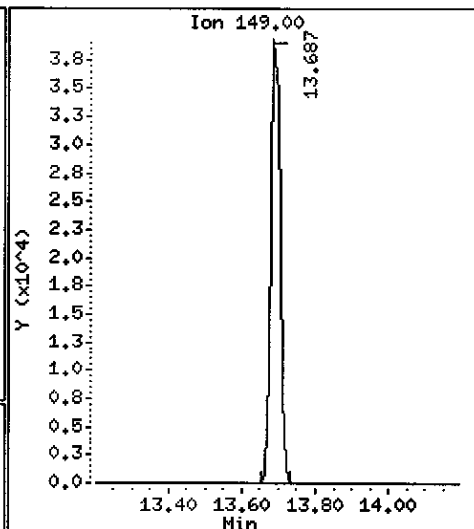
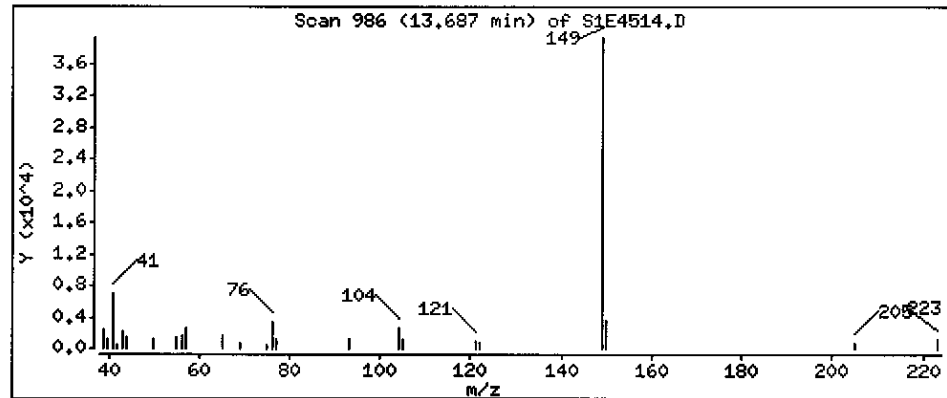
Operator: AM SRC: LIMS

Column phase: DB-5MS

Column diameter: 0.25

62 Di-n-butylphthalate

Concentration: 38 ug/Kg



Data File: \\AVOGADRO\ORGANICS\organic\svoa\S1.i\050525.B\S1E4514.D

Date : 25-MAY-2005 13:43

Client ID: B-190

Instrument: S1.i

Sample Info: D0523-01A,,18109,,

Volume Injected (uL): 2.0

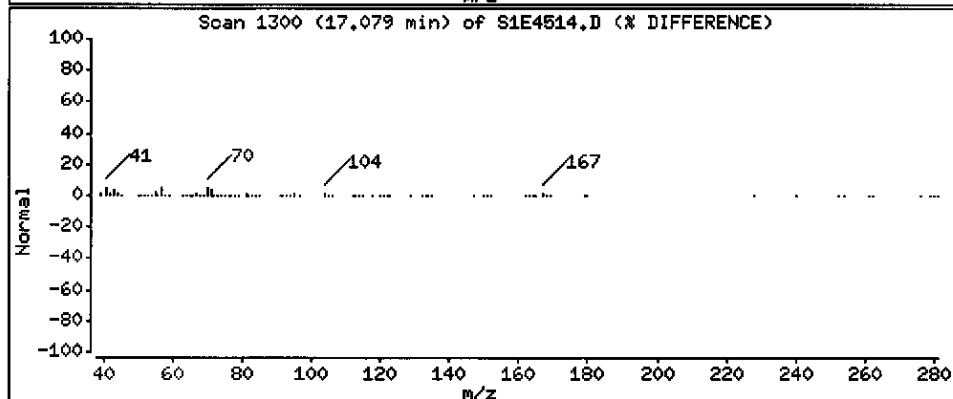
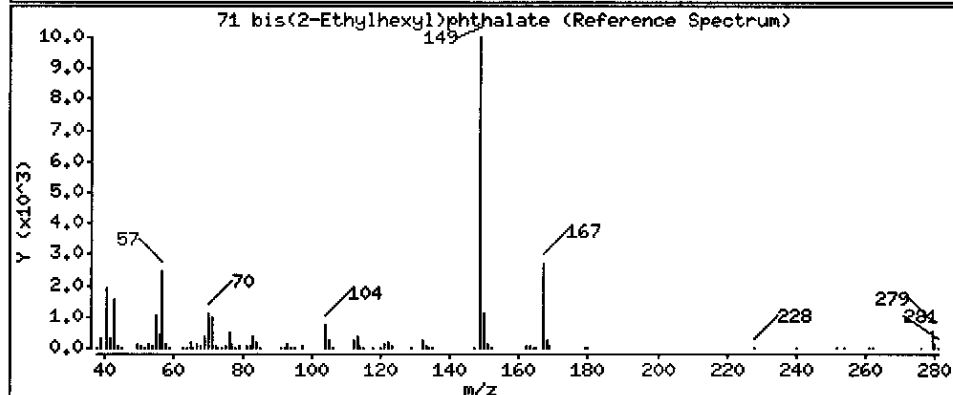
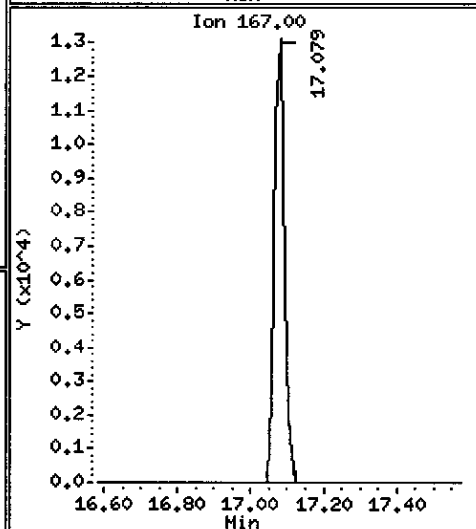
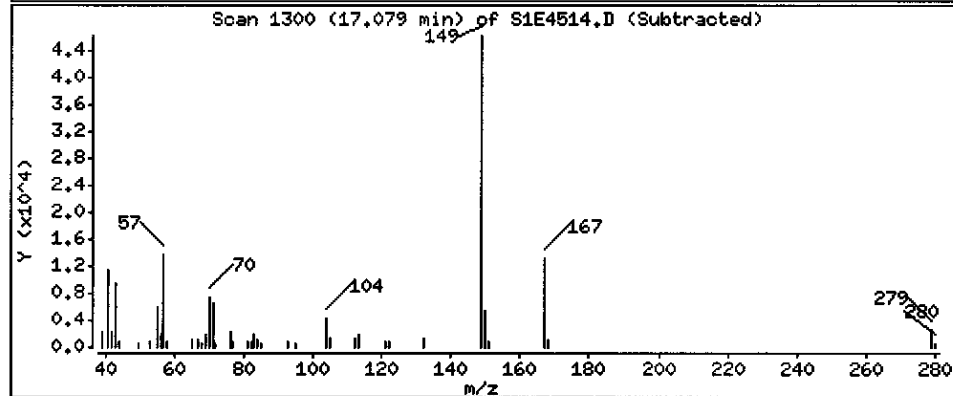
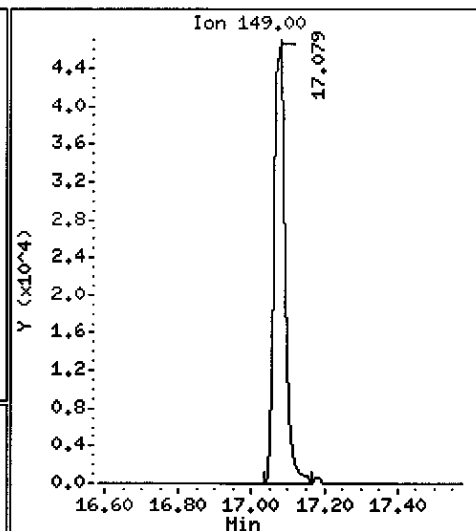
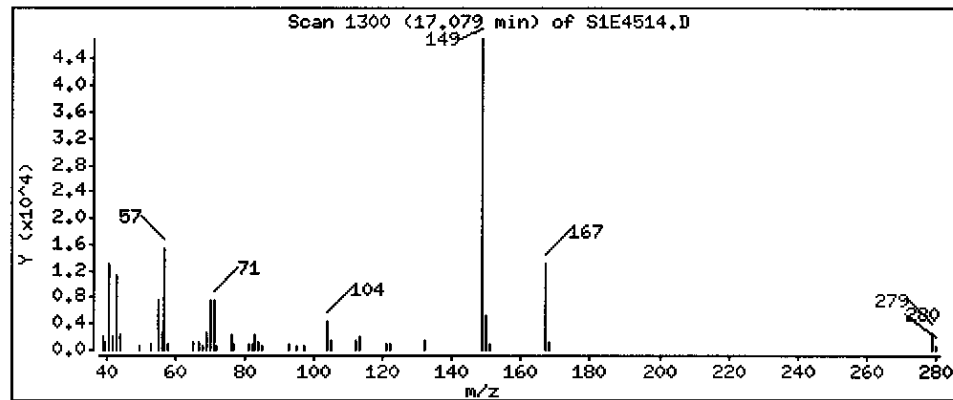
Operator: AN SRC: LIMS

Column phase: DB-5MS

Column diameter: 0.25

71 bis(2-Ethylhexyl)phthalate

Concentration: 99 ug/Kg





Data File: \\AVOCADRO\ORGANICS\organic\svoa\S1.i\050525.B\S1E4514.D

Date : 25-MAY-2005 13:43

Client ID: B-190

Instrument: S1.i

Sample Info: D0523-01A,,18109,,

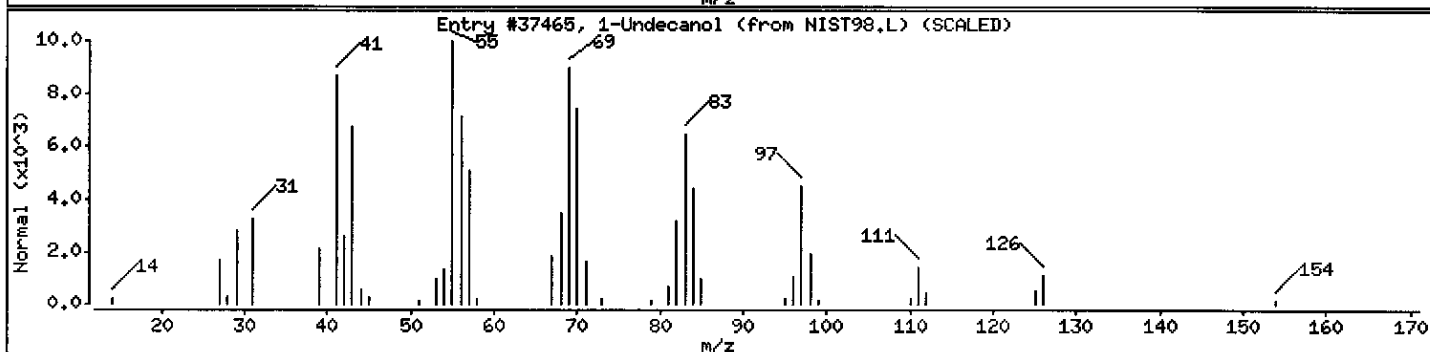
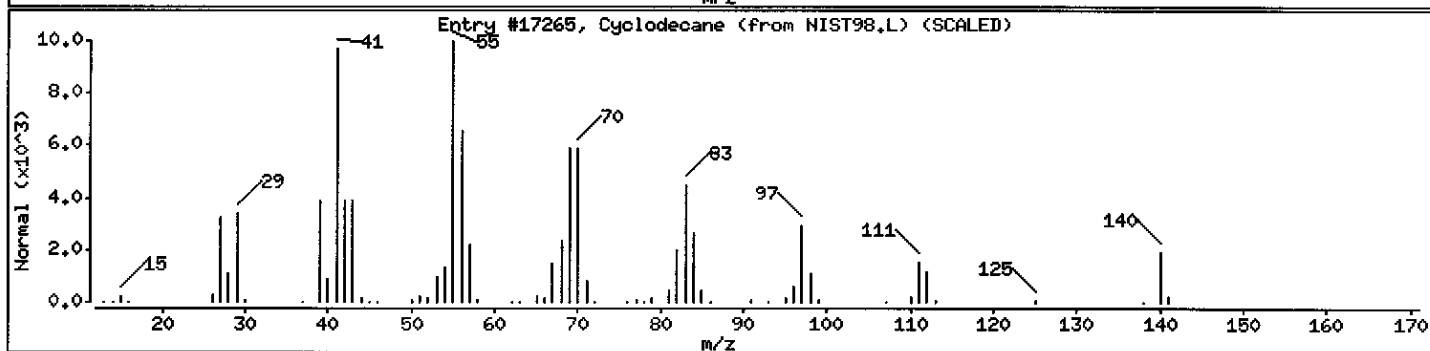
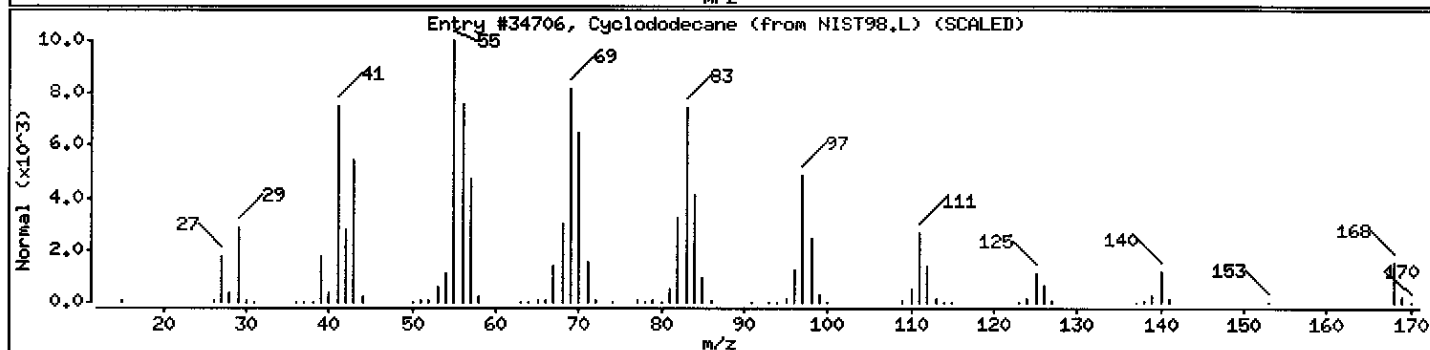
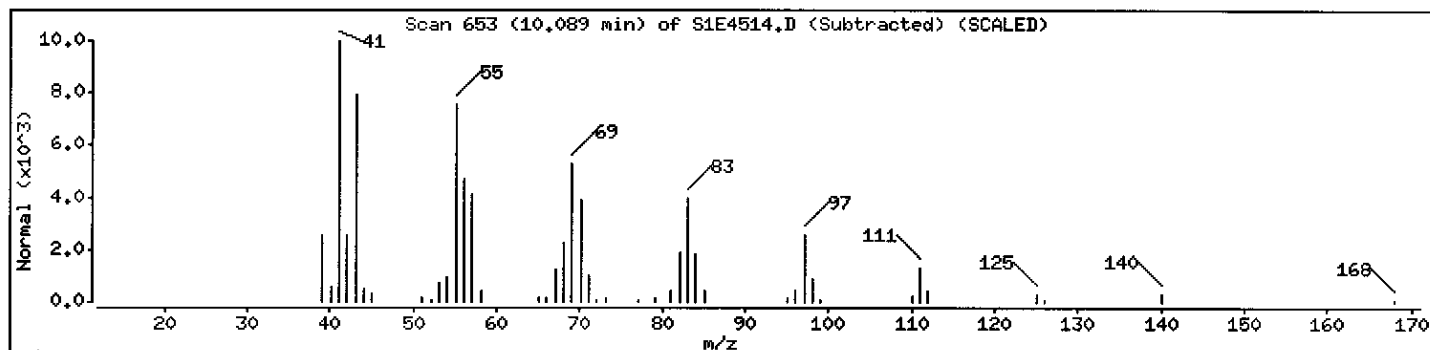
Volume Injected (uL): 2.0

Operator: AW SRC: LIMS

Column phase: DB-5MS

Column diameter: 0.25

Library Search Compound Match	CAS Number	Library	Entry	Quality	Formula	Weight
Cyclic Alkane						
Cyclododecane	294-62-2	NIST98,L	34706	93	C <sub>12</sub> H <sub>24</sub>	168
Cyclodecane	293-96-9	NIST98,L	17265	91	C <sub>10</sub> H <sub>20</sub>	140
1-Undecanol	112-42-5	NIST98,L	37465	90	C <sub>11</sub> H <sub>24</sub> O	172



Data File: \\AVOGADRO\ORGANICS\organic\svoa\S1.i\050525.B\S1E4514.D

Date : 25-MAY-2005 13:43

Client ID: B-190

Instrument: S1.i

Sample Info: D0523-01A,,18109,,

Volume Injected (uL): 2.0

Operator: AM SRC: LIMS

Column phase: DB-5MS

Column diameter: 0.25

Library Search Compound Match

CAS Number

Library

Entry

Quality

Formula

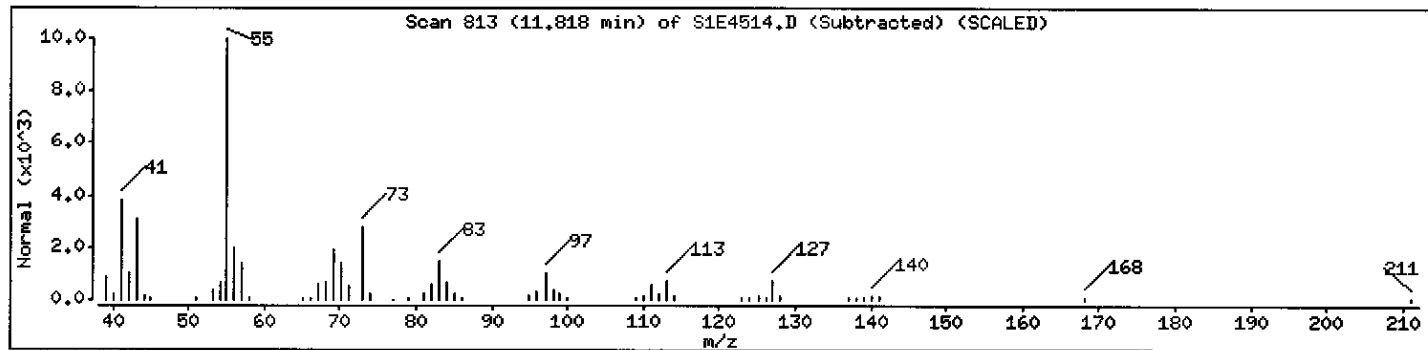
Weight

Unknown

0

0

0



Data File: \\AVOCADRO\ORGANICS\organic\svoa\S1.i\050525.B\S1E4514.D

Date : 25-MAY-2005 13:43

Client ID: B-190

Instrument: S1.i

Sample Info: D0523-01A,,18109,,

Volume Injected (uL): 2.0

Operator: AM SRC: LIMS

Column phase: DB-5MS

Column diameter: 0,25

Library Search Compound Match

CAS Number

Library

Entry

Quality Formula

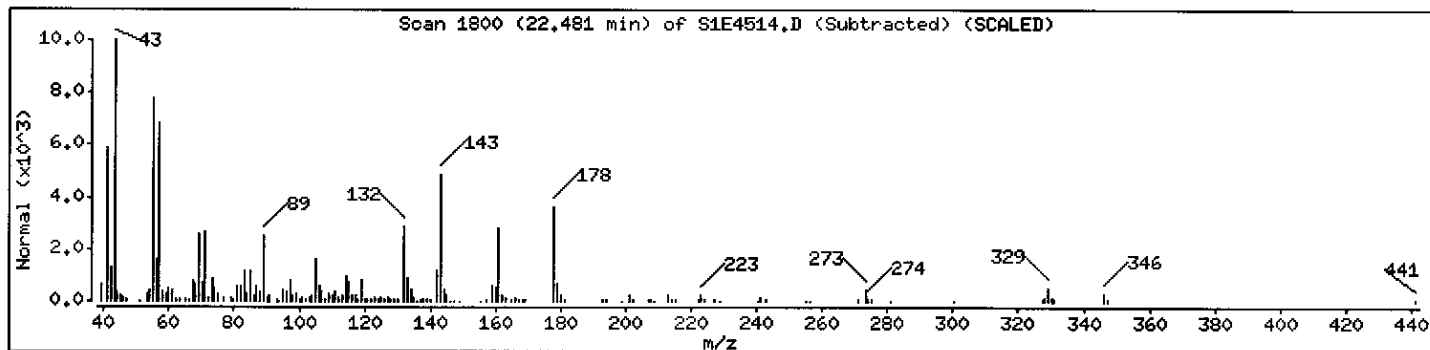
Weight

Unknown

0

0

0



6C  
SEMIVOLATILE ORGANICS INITIAL CALIBRATION DATA

Lab Name: MITKEM CORPORATION Contract: \_\_\_\_\_  
 Lab Code: MITKEM Case No.: \_\_\_\_\_ SAS No.: \_\_\_\_\_ SDG No.: MD0523  
 Instrument ID: S1 Calibration Date(s): 05/19/05 05/19/05  
 Calibration Times: 1315 1520

LAB FILE ID: RRF20 = S1E4489 RRF50 = S1E4487  
 RRF80 = S1E4490 RRF120 = S1E4491 RRF160 = S1E4488

COMPOUND	RRF20	RRF50	RRF80	RRF120	RRF160	RRF	% RSD
=====	=====	=====	=====	=====	=====	=====	=====
Benzaldehyde	0.532	0.614	0.559	0.522	0.284	0.502	25.3
Phenol *	1.105	1.035	1.153	1.053	1.086	1.086	4.2*
bis(2-Chloroethyl) Ether *	0.855	0.739	0.989	0.961	1.072	0.923	14.0*
2-Chlorophenol *	1.190	1.114	1.213	1.118	1.166	1.160	3.8*
2-Methylphenol *	0.778	0.767	0.872	0.767	0.834	0.804	5.9*
2,2'-oxybis(1-Chloropropane)	1.116	1.171	1.315	1.221	1.438	1.252	10.2
Acetophenone	1.264	1.239	1.357	1.309	1.327	1.299	3.7
4-Methylphenol *	0.832	0.839	0.896	0.830	1.000	0.879	8.3*
N-Nitroso-di-n-propylamine *	0.678	0.752	0.701	0.578	0.638	0.669	9.8*
Hexachloroethane *	0.591	0.542	0.641	0.565	0.609	0.590	6.5*
Nitrobenzene *	0.355	0.313	0.371	0.343	0.339	0.344	6.2*
Isophorone *	0.560	0.517	0.634	0.576	0.585	0.574	7.3*
2-Nitrophenol *	0.237	0.206	0.236	0.231	0.224	0.227	5.6*
2,4-Dimethylphenol *	0.161	0.235	0.225	0.216	0.198	0.207	14.0*
bis(2-Chloroethoxy)methane *	0.344	0.285	0.317	0.323	0.340	0.322	7.3*
2,4-Dichlorophenol *	0.360	0.292	0.382	0.353	0.366	0.351	9.8*
Naphthalene *	0.881	0.822	0.984	0.873	1.007	0.913	8.6*
4-Chloroaniline	0.356	0.294	0.276	0.283	0.167	0.275	24.9
Hexachlorobutadiene	0.265	0.222	0.285	0.265	0.267	0.261	9.0
Caprolactam	0.094	0.088	0.075	0.082	0.076	0.083	9.9
4-Chloro-3-Methylphenol *	0.268	0.244	0.293	0.265	0.244	0.263	7.7*
2-Methylnaphthalene *	0.680	0.514	0.677	0.642	0.688	0.640	11.4*
Hexachlorocyclopentadiene	0.255	0.481	0.422	0.411	0.435	0.401	21.5
2,4,6-Trichlorophenol *	0.400	0.504	0.469	0.425	0.419	0.443	9.5*
2,4,5-Trichlorophenol *		0.579	0.561	0.453	0.419	0.503	15.7*
1,1'-Biphenyl	1.382	1.448	1.628	1.499	1.433	1.478	6.3
2-Chloronaphthalene *	1.172	1.135	1.336	1.129	1.091	1.173	8.2*
2-Nitroaniline		0.329	0.364	0.311	0.332	0.334	6.6
Dimethylphthalate	1.358	1.270	1.610	1.390	1.381	1.402	9.0
2,6-Dinitrotoluene *	0.342	0.314	0.378	0.328	0.324	0.337	7.4*
Acenaphthylene *	1.600	1.583	1.797	1.654	1.745	1.676	5.5*
3-Nitroaniline		0.292	0.348	0.297	0.293	0.308	8.8
Acenaphthene *	0.997	1.014	1.212	1.081	1.120	1.085	8.0*
2,4-Dinitrophenol		0.232	0.316	0.259	0.268	0.269	13.0
4-Nitrophenol		0.186	0.238	0.208	0.204	0.209	10.5
Dibenzofuran *	1.574	1.648	1.979	1.609	1.769	1.716	9.6*

\* Compounds with required minimum RRF and maximum %RSD values.  
 All other compounds must meet a minimum RRF of 0.010.

6D  
SEMIVOLATILE ORGANICS INITIAL CALIBRATION DATA

Lab Name: MITKEM CORPORATION Contract: \_\_\_\_\_  
 Lab Code: MITKEM Case No.: \_\_\_\_\_ SAS No.: \_\_\_\_\_ SDG No.: MD0523  
 Instrument ID: S1 Calibration Date(s): 05/19/05 05/19/05  
 Calibration Times: 1315 1520

LAB FILE ID:		RRF20 =	S1E4489	RRF50 =	S1E4487		
RRF80 =		S1E4490	RRF120=	S1E4491	RRF160=	S1E4488	
COMPOUND		RRF20	RRF50	RRF80	RRF120	RRF160	% RSD
2,4-Dinitrotoluene	*	0.447	0.437	0.532	0.469	0.439	8.5*
Diethylphthalate		1.436	1.459	1.647	1.445	1.322	8.0
Fluorene	*	1.240	1.176	1.537	1.242	1.318	10.8*
4-Chlorophenyl-phenylether	*	0.669	0.617	0.722	0.686	0.640	6.1*
4-Nitroaniline			0.283	0.278	0.222	0.146	27.4
4,6-Dinitro-2-methylphenol			0.168	0.212	0.182	0.211	11.2
N-Nitrosodiphenylamine (1)		0.533	0.488	0.593	0.545	0.544	6.9
4-Bromophenyl-phenylether	*	0.266	0.240	0.288	0.254	0.281	7.3*
Hexachlorobenzene	*	0.316	0.294	0.350	0.324	0.334	6.4*
Atrazine		0.202	0.207	0.242	0.210	0.200	8.0
Pentachlorophenol	*		0.137	0.181	0.169	0.182	12.7*
Phenanthrene	*	1.144	0.969	1.248	1.108	1.122	8.9*
Anthracene	*	1.062	0.953	1.193	1.034	1.023	8.4*
Carbazole		0.968	0.764	1.002	0.884	0.922	10.1
Di-n-butylphthalate		1.514	1.385	1.605	1.414	1.450	5.9
Fluoranthene	*	1.199	1.067	1.330	1.140	1.170	8.2*
Pyrene	*	1.237	1.207	1.424	1.255	1.306	6.6*
Butylbenzylphthalate		0.614	0.564	0.695	0.646	0.685	8.3
3,3'-Dichlorobenzidine		0.292	0.316	0.346	0.318	0.239	13.2
Benzo(a)anthracene	*	1.246	1.093	1.360	1.210	1.275	7.9*
Chrysene	*	0.990	1.013	1.190	1.139	1.278	10.8*
bis(2-Ethylhexyl)phthalate		0.877	0.820	0.925	0.857	0.851	4.5
Di-n-octylphthalate		1.582	1.477	1.931	1.593	1.640	10.4
Benzo(b)fluoranthene	*	1.405	1.324	1.843	1.695	1.953	16.6*
Benzo(k)fluoranthene	*	1.431	1.271	1.446	1.695	1.953	17.2*
Benzo(a)pyrene	*	1.294	1.110	1.334	1.189	1.192	7.4*
Indeno(1,2,3-cd)pyrene	*	1.552	1.407	1.848	1.545	1.562	10.2*
Dibenzo(a,h)anthracene	*	1.272	1.163	1.477	1.221	1.275	9.2*
Benzo(g,h,i)perylene	*	1.317	1.197	1.534	1.234	1.254	10.2*
Nitrobenzene-d5	*	0.415	0.347	0.409	0.383	0.397	7.0*
2-Fluorobiphenyl	*	1.357	1.611	1.676	1.430	1.481	8.6*
Terphenyl-d14	*	0.950	0.839	1.036	0.983	1.021	8.1*
Phenol-d5	*	1.142	1.084	1.217	1.110	1.184	4.7*
2-Fluorophenol	*	1.420	1.116	1.175	1.053	1.132	12.0*
2,4,6-Tribromophenol		0.195	0.195	0.253	0.209	0.224	11.2
2-Chlorophenol-d4	*	1.378	1.152	1.364	1.257	1.343	7.3*
1,2-Dichlorobenzene-d4	*	0.976	0.859	1.036	0.907	0.931	7.1*

(1) Cannot be separated from Diphenylamine

\* Compounds with required minimum RRF and maximum %RSD values.

All other compounds must meet a minimum RRF of 0.010.

Data File: \\AVOCADRO\ORGANICS\organic\svoa\SI.1\050519.B\SI4489.D

Date : 19-MAY-2005 14:18

Client ID: SST0201V

Sample Info: SST0201V, SST0201V

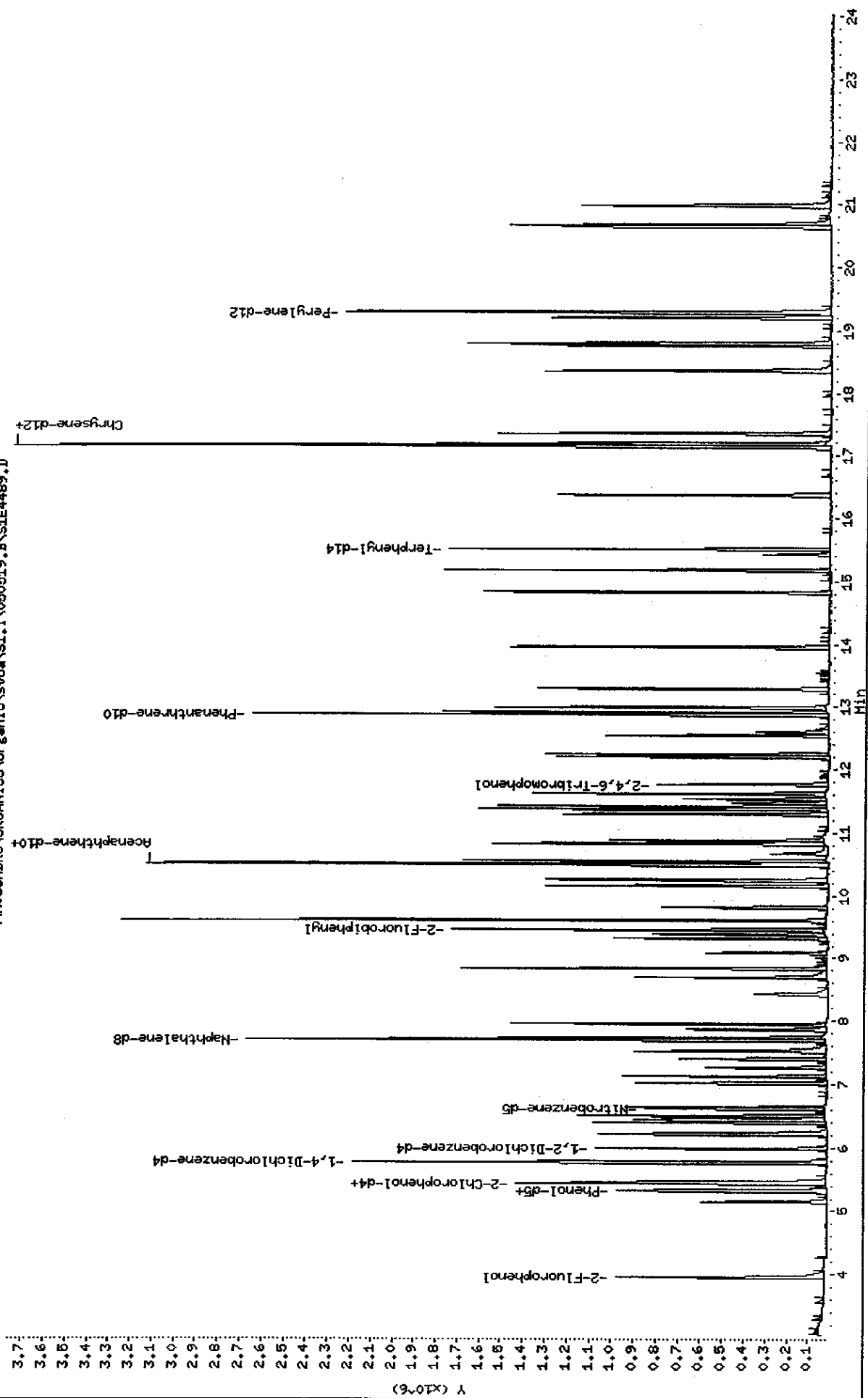
Instrument: SI.i

Operator: KC SRC: KC

Column diameter: 0.25

Column phase: DB-5MS

\\AVOCADRO\ORGANICS\organic\svoa\SI.1\050519.B\SI4489.D



Data File: S1E4489.D  
Report Date: 19-May-2005 15:15

Mitkem Corporation

CLP OLM04.1 QUANTITATION REPORT

Data file : \\AVOGADRO\ORGANICS\organic\svoa\S1.i\050519.B\S1E4489.D  
Lab Smp Id: SST0201V Client Smp ID: SST0201V  
Inj Date : 19-MAY-2005 14:18  
Operator : KC SRC: KC Inst ID: S1.i  
Smp Info : SST0201V, SST0201V  
Misc Info : 3,, DFTPP, 3  
Comment :  
Method : \\AVOGADRO\ORGANICS\organic\svoa\S1.i\050519.B\s1\_olm4\_2\_S.m  
Meth Date : 19-May-2005 15:15 mtl Quant Type: ISTD  
Cal Date : 19-MAY-2005 13:15 Cal File: S1E4487.D  
Als bottle: 4 Calibration Sample, Level: 1  
Dil Factor: 1.00000  
Integrator: HP RTE Compound Sublist: OLM4.sub  
Target Version: 4.03  
Processing Host: TARGET7

Compounds	QUANT SIG	AMOUNTS					
		MASS	RT	EXP RT	REL RT	RESPONSE	ON-COL
						( ng)	( ng)
\$ 1 2-Fluorophenol	112	3.952	3.953	(0.684)	388218	20.0000	23
2 Benzaldehyde	77	5.152	5.163	(0.892)	145397	20.0000	22
\$ 3 Phenol-d5	99	5.314	5.314	(0.920)	312393	20.0000	20
4 Phenol	94	5.324	5.336	(0.921)	302086	20.0000	21
5 bis(2-Chloroethyl) Ether	93	5.432	5.444	(0.940)	233833	20.0000	19
\$ 6 2-Chlorophenol-d4	132	5.443	5.455	(0.942)	376884	20.0000	21
7 2-Chlorophenol	128	5.465	5.476	(0.946)	325456	20.0000	21
* 8 1,4-Dichlorobenzene-d4	152	5.778	5.779	(1.000)	546907	40.0000	
\$ 9 1,2-Dichlorobenzene-d4	152	5.994	5.995	(1.037)	266765	20.0000	21
10 2-Methylphenol	108	6.210	6.211	(1.075)	212758	20.0000	20
11 2,2'-oxybis(1-Chloropropane)	45	6.232	6.244	(1.079)	305124	20.0000	18
12 Acetophenone	105	6.405	6.416	(1.108)	345623	20.0000	20
13 4-Methylphenol	108	6.448	6.470	(1.116)	227386	20.0000	19
14 N-Nitroso-di-n-propylamine	70	6.437	6.449	(1.114)	185481	20.0000	20
15 Hexachloroethane	117	6.502	6.503	(1.125)	161631	20.0000	20
\$ 16 Nitrobenzene-d5	82	6.621	6.622	(0.860)	367415	20.0000	22
17 Nitrobenzene	77	6.642	6.654	(0.863)	314380	20.0000	21
18 Isophorone	82	7.031	7.043	(0.913)	495668	20.0000	20
19 2-Nitrophenol	139	7.128	7.140	(0.926)	209905	20.0000	21
20 2,4-Dimethylphenol	107	7.258	7.270	(0.942)	142668	20.0000	16
21 bis(2-Chloroethoxy)methane	93	7.409	7.410	(0.962)	304017	20.0000	21
22 2,4-Dichlorophenol	162	7.517	7.529	(0.976)	318647	20.0000	21
* 23 Naphthalene-d8	136	7.701	7.702	(1.000)	1769466	40.0000	
24 Naphthalene	128	7.734	7.734	(1.004)	779288	20.0000	20
25 4-Chloroaniline	127	7.863	7.864	(1.021)	314889	20.0000	26
26 Hexachlorobutadiene	225	7.950	7.950	(1.032)	234881	20.0000	21

Data File: S1E4489.D  
Report Date: 19-May-2005 15:15

Compounds	QUANT SIG					AMOUNTS	
	MASS	RT	EXP RT	REL RT	RESPONSE	CAL-AMT ( ng)	ON-COL ( ng)
=====	=====	==	=====	=====	=====	=====	=====
27 Caprolactam	113	8.436	8.491	(1.095)	83490	20.0000	22
28 4-Chloro-3-Methylphenol	107	8.695	8.707	(1.129)	236797	20.0000	21
29 2-Methylnaphthalene	142	8.835	8.836	(1.147)	602050	20.0000	22
30 Hexachlorocyclopentadiene	237	9.084	9.096	(0.865)	136808	20.0000	13
31 2,4,6-Trichlorophenol	196	9.322	9.323	(0.888)	214871	20.0000	18
32 2,4,5-Trichlorophenol	196	9.386	9.387	(0.894)	273304	20.0000	20
\$ 33 2-Fluorobiphenyl	172	9.451	9.463	(0.900)	729311	20.0000	18
34 1,1'-Biphenyl	154	9.602	9.604	(0.915)	742579	20.0000	19
35 2-Chloronaphthalene	162	9.602	9.614	(0.915)	629961	20.0000	21
36 2-Nitroaniline	65	9.808	9.819	(0.934)	169338	20.0000	19
37 Dimethylphthalate	163	10.154	10.165	(0.967)	729446	20.0000	20
38 2,6-Dinitrotoluene	165	10.240	10.252	(0.975)	183595	20.0000	21
39 Acenaphthylene	152	10.262	10.262	(0.977)	859591	20.0000	19
40 3-Nitroaniline	138	10.488	10.500	(0.999)	163561	20.0000	21
* 41 Acenaphthene-d10	164	10.499	10.500	(1.000)	1074655	40.0000	
42 Acenaphthene	153	10.542	10.554	(1.004)	535633	20.0000	19
43 2,4-Dinitrophenol	184	10.672	10.684	(1.016)	87140	20.0000	13
44 4-Nitrophenol	109	10.834	10.846	(1.032)	84373	20.0000	16
45 Dibenzofuran	168	10.823	10.835	(1.031)	845859	20.0000	19
46 2,4-Dinitrotoluene	165	10.877	10.889	(1.036)	240054	20.0000	20
47 Diethylphthalate	149	11.299	11.310	(1.076)	771796	20.0000	20
48 Fluorene	166	11.374	11.386	(1.083)	666170	20.0000	20
49 4-Chlorophenyl-phenylether	204	11.418	11.429	(1.087)	359664	20.0000	21
50 4-Nitroaniline	138	11.472	11.494	(1.093)	139003	20.0000	24
51 4,6-Dinitro-2-methylphenol	198	11.526	11.548	(0.895)	157368	20.0000	18
52 N-Nitrosodiphenylamine	169	11.623	11.635	(0.903)	478084	20.0000	20
\$ 53 2,4,6-Tribromophenol	330	11.763	11.775	(0.914)	175316	20.0000	19
54 4-Bromophenyl-phenylether	248	12.195	12.207	(0.947)	238420	20.0000	20
55 Hexachlorobenzene	284	12.249	12.261	(0.951)	283516	20.0000	20
56 Atrazine	200	12.552	12.564	(0.975)	181166	20.0000	20
57 Pentachlorophenol	266	12.606	12.607	(0.979)	111043	20.0000	16
* 58 Phenanthrene-d10	188	12.876	12.888	(1.000)	1794012	40.0000	
59 Phenanthrene	178	12.919	12.920	(1.003)	1026367	20.0000	21
60 Anthracene	178	12.995	13.007	(1.009)	952517	20.0000	21
61 Carbazole	167	13.297	13.298	(1.033)	868142	20.0000	22
62 Di-n-butylphthalate	149	13.967	13.968	(1.085)	1358019	20.0000	21
63 Fluoranthene	202	14.831	14.832	(1.152)	1075823	20.0000	21
64 Pyrene	202	15.177	15.189	(0.884)	1115835	20.0000	20
\$ 65 Terphenyl-d14	244	15.512	15.524	(0.904)	857168	20.0000	20
66 Butylbenzylphthalate	149	16.376	16.377	(0.954)	554153	20.0000	20
67 3,3'-Dichlorobenzidine	252	17.154	17.166	(0.999)	262945	20.0000	21
68 Benzo(a)anthracene	228	17.133	17.144	(0.998)	1123561	20.0000	21
* 69 Chrysene-d12	240	17.165	17.166	(1.000)	1804069	40.0000	
70 Chrysene	228	17.197	17.209	(1.002)	892672	20.0000	18
71 bis(2-Ethylhexyl)phthalate	149	17.349	17.350	(1.011)	790658	20.0000	21
72 Di-n-octylphthalate	149	18.353	18.365	(0.951)	1301975	20.0000	20
73 Benzo(b)fluoranthene	252	18.764	18.776	(0.973)	1155731	20.0000	18



Data File: S1E4489.D  
Report Date: 19-May-2005 15:15

Compounds	QUANT SIG							AMOUNTS	
	MASS	RT	EXP RT	REL RT	RESPONSE	CAL-AMT ( ng)	ON-COL ( ng)		
=====	====	==	=====	=====	=====	=====	=====		
74 Benzo(k)fluoranthene	252	18.807	18.819	(0.975)	1177053	20.0000	18		
75 Benzo(a)pyrene	252	19.218	19.219	(0.996)	1064731	20.0000	22		
* 76 Perylene-d12	264	19.293	19.305	(1.000)	1645599	40.0000			
77 Indeno(1,2,3-cd)pyrene	276	20.644	20.666	(1.070)	1277078	20.0000	21		
78 Dibenzo(a,h)anthracene	278	20.676	20.688	(1.072)	1046836	20.0000	21		
79 Benzo(g,h,i)perylene	276	20.979	21.001	(1.087)	1083760	20.0000	21		

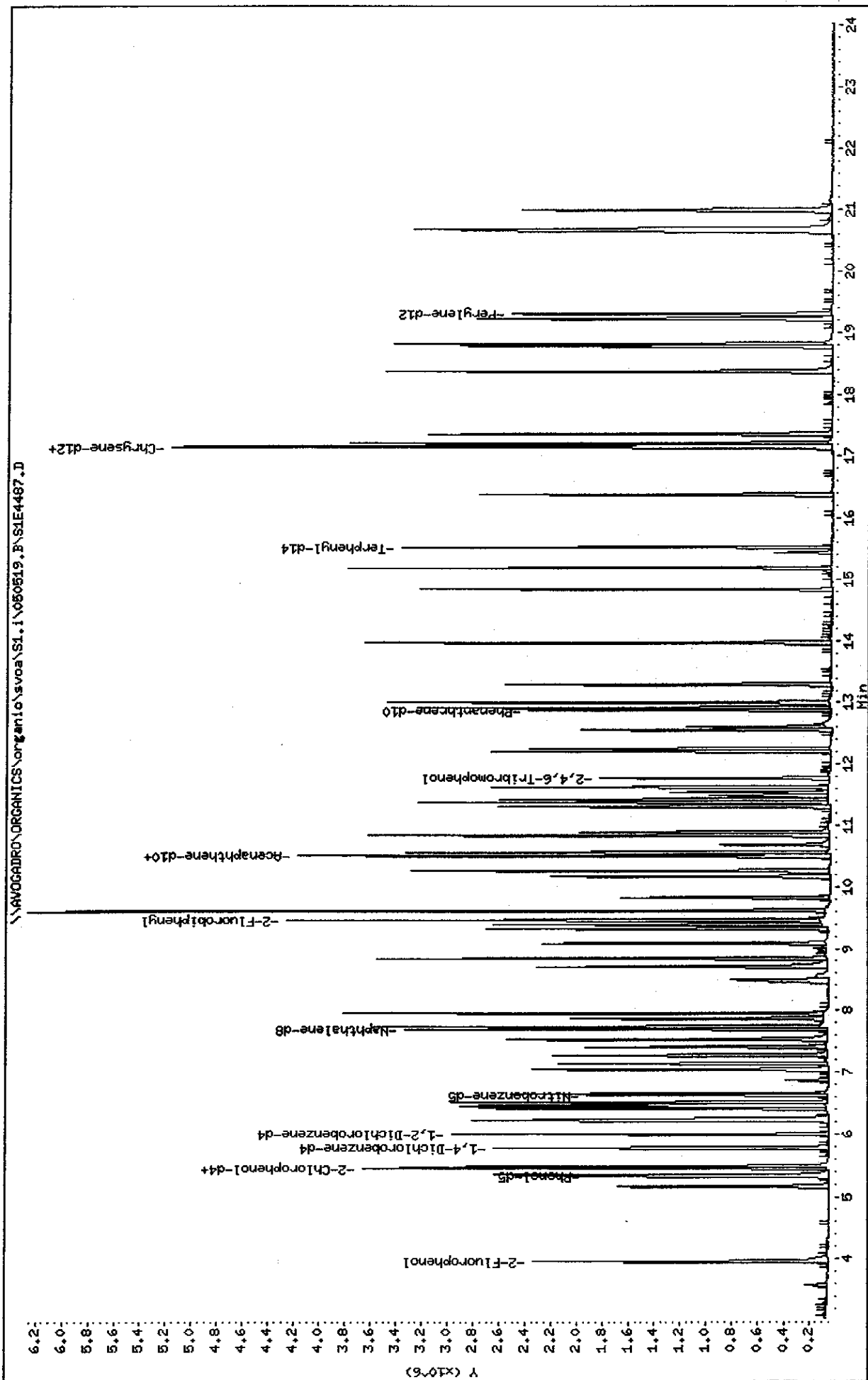
KL  
5/19/05

Data File: \\AVOCADRO\ORGANICS\organic\svoa\S1.1\050519.B\SIE4487.D  
 Date : 19-MAY-2005 13:15  
 Client ID: SST0501V  
 Sample Info: SST0501V, SST0501V

Instrument: S1.1

Operator: KC SRC: KC  
 Column diameter: 0.25

Column phase: DB-BHS



Data File: S1E4487.D  
Report Date: 19-May-2005 15:15

Mitkem Corporation

CLP OLM04.1 QUANTITATION REPORT

Data file : \\AVOGADRO\ORGANICS\organic\svoa\S1.i\050519.B\S1E4487.D  
Lab Smp Id: SST0501V Client Smp ID: SST0501V  
Inj Date : 19-MAY-2005 13:15  
Operator : KC SRC: KC Inst ID: S1.i  
Smp Info : SST0501V, SST0501V  
Misc Info : 3,,DFTPP,3  
Comment :  
Method : \\AVOGADRO\ORGANICS\organic\svoa\S1.i\050519.B\s1\_olm4\_2\_S.m  
Meth Date : 19-May-2005 15:15 mtl Quant Type: ISTD  
Cal Date : 19-MAY-2005 13:15 Cal File: S1E4487.D  
Als bottle: 2 Calibration Sample, Level: 2  
Dil Factor: 1.00000  
Integrator: HP RTE Compound Sublist: OLM4.sub  
Target Version: 4.03  
Processing Host: TARGET7

Compounds	QUANT SIG	AMOUNTS					
		MASS	RT	EXP RT	REL RT	RESPONSE	ON-COL
=====	=====	=====	=====	=====	=====	=====	=====
\$ 1 2-Fluorophenol	112	3.953	3.953	(0.684)	921640	50.0000	50
2 Benzaldehyde	77	5.163	5.163	(0.893)	506993	50.0000	50
\$ 3 Phenol-d5	99	5.314	5.314	(0.920)	895869	50.0000	50
4 Phenol	94	5.336	5.336	(0.923)	854822	50.0000	50
5 bis(2-Chloroethyl)Ether	93	5.444	5.444	(0.942)	610272	50.0000	50
\$ 6 2-Chlorophenol-d4	132	5.455	5.455	(0.944)	951460	50.0000	50
7 2-Chlorophenol	128	5.476	5.476	(0.948)	920136	50.0000	50
* 8 1,4-Dichlorobenzene-d4	152	5.779	5.779	(1.000)	660929	40.0000	
\$ 9 1,2-Dichlorobenzene-d4	152	5.995	5.995	(1.037)	709968	50.0000	50
10 2-Methylphenol	108	6.211	6.211	(1.075)	633399	50.0000	50
11 2,2'-oxybis(1-Chloropropane)	45	6.244	6.244	(1.080)	967063	50.0000	50
12 Acetophenone	105	6.416	6.416	(1.110)	1023875	50.0000	50
13 4-Methylphenol	108	6.470	6.470	(1.120)	693125	50.0000	50
14 N-Nitroso-di-n-propylamine	70	6.449	6.449	(1.116)	620911	50.0000	50
15 Hexachloroethane	117	6.503	6.503	(1.125)	448075	50.0000	50
\$ 16 Nitrobenzene-d5	82	6.622	6.622	(0.860)	959633	50.0000	50
17 Nitrobenzene	77	6.654	6.654	(0.864)	866053	50.0000	50
18 Isophorone	82	7.043	7.043	(0.914)	1430160	50.0000	50
19 2-Nitrophenol	139	7.140	7.140	(0.927)	570079	50.0000	50
20 2,4-Dimethylphenol	107	7.270	7.270	(0.944)	650086	50.0000	50
21 bis(2-Chloroethoxy)methane	93	7.410	7.410	(0.962)	786919	50.0000	50
22 2,4-Dichlorophenol	162	7.529	7.529	(0.978)	808832	50.0000	50
* 23 Naphthalene-d8	136	7.702	7.702	(1.000)	2212403	40.0000	
24 Naphthalene	128	7.734	7.734	(1.004)	2273397	50.0000	50
25 4-Chloroaniline	127	7.864	7.864	(1.021)	814201	50.0000	50
26 Hexachlorobutadiene	225	7.950	7.950	(1.032)	612833	50.0000	50

Compounds	QUANT SIG	AMOUNTS					
		MASS	RT	EXP RT	REL RT	RESPONSE	CAL-AMT ( ng)
=====	=====	==	=====	=====	=====	=====	=====
27 Caprolactam	113	8.491	8.491	(1.102)	241992	50.0000	50
28 4-Chloro-3-Methylphenol	107	8.707	8.707	(1.130)	675722	50.0000	50
29 2-Methylnaphthalene	142	8.836	8.836	(1.147)	1420181	50.0000	50
30 Hexachlorocyclopentadiene	237	9.096	9.096	(0.866)	577193	50.0000	50
31 2,4,6-Trichlorophenol	196	9.323	9.323	(0.888)	604618	50.0000	50
32 2,4,5-Trichlorophenol	196	9.387	9.387	(0.894)	693976	50.0000	50
\$ 33 2-Fluorobiphenyl	172	9.463	9.463	(0.901)	1931689	50.0000	50
34 1,1'-Biphenyl	154	9.604	9.604	(0.915)	1736124	50.0000	50
35 2-Chloronaphthalene	162	9.614	9.614	(0.916)	1360839	50.0000	50
36 2-Nitroaniline	65	9.819	9.819	(0.935)	394977	50.0000	50
37 Dimethylphthalate	163	10.165	10.165	(0.968)	1523338	50.0000	50
38 2,6-Dinitrotoluene	165	10.252	10.252	(0.976)	376013	50.0000	50
39 Acenaphthylene	152	10.262	10.262	(0.977)	1898511	50.0000	50
40 3-Nitroaniline	138	10.500	10.500	(1.000)	350366	50.0000	50
* 41 Acenaphthene-d10	164	10.500	10.500	(1.000)	959438	40.0000	
42 Acenaphthene	153	10.554	10.554	(1.005)	1215676	50.0000	50
43 2,4-Dinitrophenol	184	10.684	10.684	(1.017)	277734	50.0000	50
44 4-Nitrophenol	109	10.846	10.846	(1.033)	222899	50.0000	50
45 Dibenzofuran	168	10.835	10.835	(1.032)	1976179	50.0000	50
46 2,4-Dinitrotoluene	165	10.889	10.889	(1.037)	524385	50.0000	50
47 Diethylphthalate	149	11.310	11.310	(1.077)	1749538	50.0000	50
48 Fluorene	166	11.386	11.386	(1.084)	1409840	50.0000	50
49 4-Chlorophenyl-phenylether	204	11.429	11.429	(1.088)	740157	50.0000	50
50 4-Nitroaniline	138	11.494	11.494	(1.095)	339596	50.0000	50
51 4,6-Dinitro-2-methylphenol	198	11.548	11.548	(0.896)	354395	50.0000	50
52 N-Nitrosodiphenylamine	169	11.635	11.635	(0.903)	1026078	50.0000	50
\$ 53 2,4,6-Tribromophenol	330	11.775	11.775	(0.914)	410265	50.0000	50
54 4-Bromophenyl-phenylether	248	12.207	12.207	(0.947)	505166	50.0000	50
55 Hexachlorobenzene	284	12.261	12.261	(0.951)	618167	50.0000	50
56 Atrazine	200	12.564	12.564	(0.975)	435505	50.0000	50
57 Pentachlorophenol	266	12.607	12.607	(0.978)	287403	50.0000	50
* 58 Phenanthrene-d10	188	12.888	12.888	(1.000)	1683466	40.0000	
59 Phenanthrene	178	12.920	12.920	(1.002)	2039691	50.0000	50
60 Anthracene	178	13.007	13.007	(1.009)	2005166	50.0000	50
61 Carbazole	167	13.298	13.298	(1.032)	1608179	50.0000	50
62 Di-n-butylphthalate	149	13.968	13.968	(1.084)	2915370	50.0000	50
63 Fluoranthene	202	14.832	14.832	(1.151)	2245804	50.0000	50
64 Pyrene	202	15.189	15.189	(0.885)	2523032	50.0000	50
\$ 65 Terphenyl-d14	244	15.524	15.524	(0.904)	1754488	50.0000	50
66 Butylbenzylphthalate	149	16.377	16.377	(0.954)	1179872	50.0000	50
67 3,3'-Dichlorobenzidine	252	17.166	17.166	(1.000)	660642	50.0000	50
68 Benzo(a)anthracene	228	17.144	17.144	(0.999)	2286046	50.0000	50
* 69 Chrysene-d12	240	17.166	17.166	(1.000)	1672809	40.0000	
70 Chrysene	228	17.209	17.209	(1.003)	2118623	50.0000	50
71 bis(2-Ethylhexyl)phthalate	149	17.350	17.350	(1.011)	1714203	50.0000	50
72 Di-n-octylphthalate	149	18.365	18.365	(0.951)	3006265	50.0000	50
73 Benzo(b)fluoranthene	252	18.776	18.776	(0.973)	2695470	50.0000	50

Data File: S1E4487.D  
Report Date: 19-May-2005 15:15

Compounds	QUANT SIG						AMOUNTS	
	MASS	RT	EXP RT	RBL RT	RESPONSE		CAL-AMT	ON-COL
						( ng)	( ng)	
74 Benzo(k)fluoranthene	252	18.819	18.819	(0.975)	2587642	50.0000	50	
75 Benzo(a)pyrene	252	19.219	19.219	(0.996)	2259105	50.0000	50	
* 76 Perylene-d12	264	19.305	19.305	(1.000)	1628797	40.0000		
77 Indeno(1,2,3-cd)pyrene	276	20.666	20.666	(1.071)	2863876	50.0000	50	
78 Dibenzo(a,h)anthracene	278	20.688	20.688	(1.072)	2368881	50.0000	50	
79 Benzo(g,h,i)perylene	276	21.001	21.001	(1.088)	2436909	50.0000	50	

KC  
5/19/05

Data File: \\AVOCADRO\ORGANICS\organic\svoa\S1.1\050519.B\SIE4490.D

Date : 19-MAY-2005 14:49

Client ID: SST0801V

Sample Info: SST0801V,SST0801V

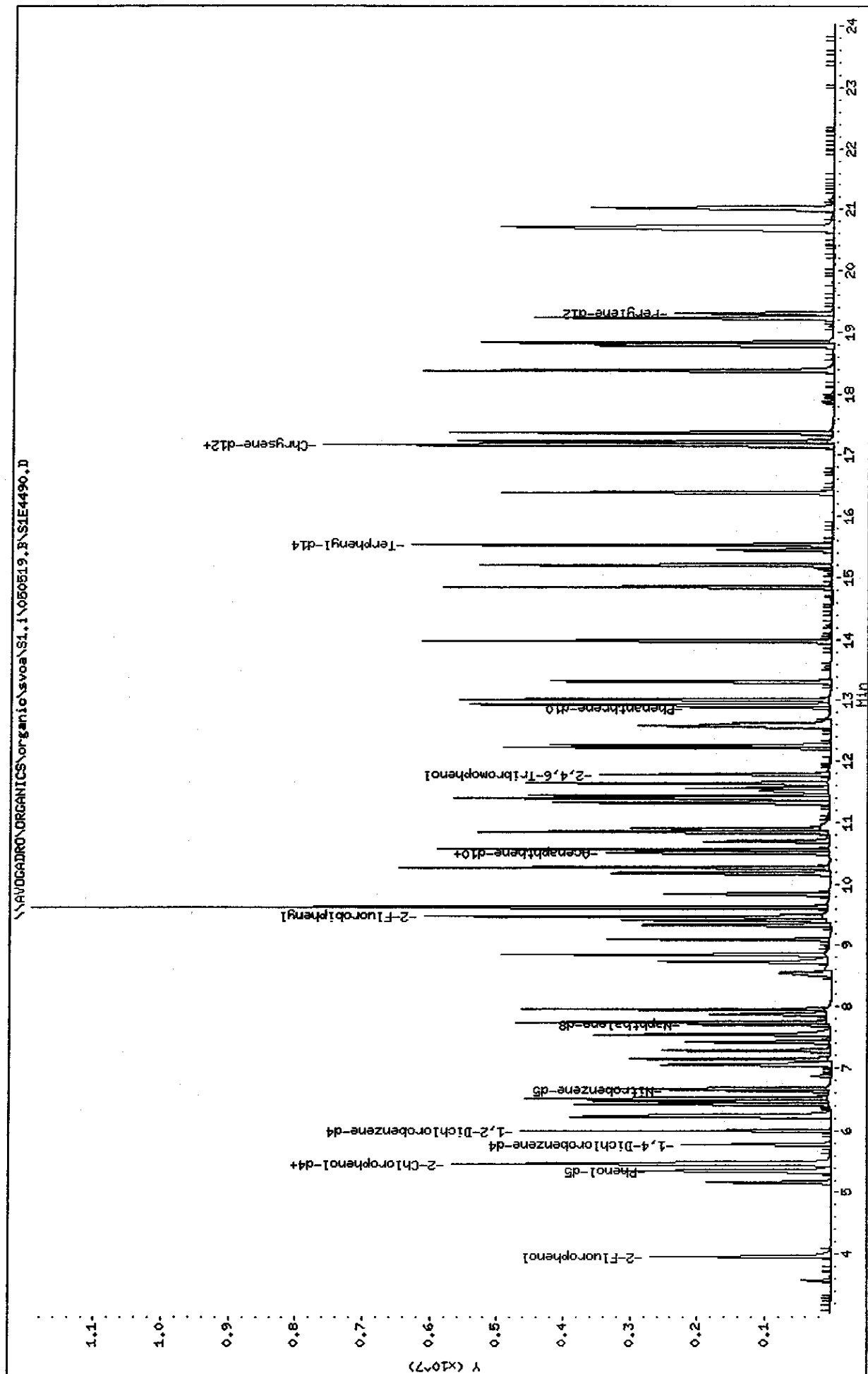
Instrument: S1.1

Operator: KC SRC: KC

Column diameter: 0.25

Column phase: DB-5MS

\\AVOCADRO\ORGANICS\organic\svoa\S1.1\050519.B\SIE4490.D



Data File: S1E4490.D  
Report Date: 19-May-2005 15:15

Mitkem Corporation

CLP OLM04.1 QUANTITATION REPORT

Data file : \\AVOGADRO\ORGANICS\organic\svoa\S1.i\050519.B\S1E4490.D  
Lab Smp Id: SST0801V Client Smp ID: SST0801V  
Inj Date : 19-MAY-2005 14:49  
Operator : KC SRC: KC Inst ID: S1.i  
Smp Info : SST0801V, SST0801V  
Misc Info : 3,,DFTPP,3  
Comment :  
Method : \\AVOGADRO\ORGANICS\organic\svoa\S1.i\050519.B\s1\_olm4\_2\_S.m  
Meth Date : 19-May-2005 15:15 mtl Quant Type: ISTD  
Cal Date : 19-MAY-2005 13:15 Cal File: S1E4487.D  
Als bottle: 5 Calibration Sample, Level: 3  
Dil Factor: 1.00000  
Integrator: HP RTE Compound Sublist: OLM4.sub  
Target Version: 4.03  
Processing Host: TARGET7

Compounds	QUANT SIG	AMOUNTS					
		MASS	RT	EXP RT	REL RT	RESPONSE	ON-COL
=====	=====	=====	=====	=====	=====	=====	=====
\$ 1 2-Fluorophenol	112	3.952	3.953	(0.684)	1176838	80.0000	78
2 Benzaldehyde	77	5.162	5.163	(0.893)	559986	80.0000	90
\$ 3 Phenol-d5	99	5.335	5.314	(0.923)	1218684	80.0000	84
4 Phenol	94	5.356	5.336	(0.927)	1153927	80.0000	84
5 bis(2-Chloroethyl) Ether	93	5.465	5.444	(0.946)	989732	80.0000	87
\$ 6 2-Chlorophenol-d4	132	5.454	5.455	(0.944)	1365808	80.0000	83
7 2-Chlorophenol	128	5.486	5.476	(0.950)	1213969	80.0000	83
* 8 1,4-Dichlorobenzene-d4	152	5.778	5.779	(1.000)	500593	40.0000	
\$ 9 1,2-Dichlorobenzene-d4	152	5.994	5.995	(1.037)	1036782	80.0000	87
10 2-Methylphenol	108	6.221	6.211	(1.077)	873146	80.0000	86
11 2,2'-oxybis(1-Chloropropane)	45	6.242	6.244	(1.080)	1316558	80.0000	84
12 Acetophenone	105	6.426	6.416	(1.112)	1358238	80.0000	84
13 4-Methylphenol	108	6.480	6.470	(1.122)	896849	80.0000	80
14 N-Nitroso-di-n-propylamine	70	6.469	6.449	(1.120)	701878	80.0000	81
15 Hexachloroethane	117	6.512	6.503	(1.127)	642075	80.0000	86
\$ 16 Nitrobenzene-d5	82	6.642	6.622	(0.861)	1329313	80.0000	83
17 Nitrobenzene	77	6.675	6.654	(0.866)	1204218	80.0000	86
18 Isophorone	82	7.053	7.043	(0.915)	2059720	80.0000	88
19 2-Nitrophenol	139	7.150	7.140	(0.927)	768329	80.0000	84
20 2,4-Dimethylphenol	107	7.279	7.270	(0.944)	731761	80.0000	88
21 bis(2-Chloroethoxy)methane	93	7.420	7.410	(0.962)	1029292	80.0000	79
22 2,4-Dichlorophenol	162	7.539	7.529	(0.978)	1242667	80.0000	87
* 23 Naphthalene-d8	136	7.712	7.702	(1.000)	1625092	40.0000	
24 Naphthalene	128	7.744	7.734	(1.004)	3199643	80.0000	85
25 4-Chloroaniline	127	7.874	7.864	(1.021)	896844	80.0000	81
26 Hexachlorobutadiene	225	7.960	7.950	(1.032)	925399	80.0000	88

Data File: S1E4490.D  
Report Date: 19-May-2005 15:15

Compounds	QUANT SIG	MASS	RT	EXP RT	REL RT	RESPONSE	AMOUNTS	
							CAL-AMT ( ng)	ON-COL ( ng)
=====	=====	=====	==	=====	=====	=====	=====	
27 Caprolactam		113	8.554	8.491	(1.109)	242849	80.0000	72
28 4-Chloro-3-Methylphenol		107	8.738	8.707	(1.133)	952791	80.0000	89
29 2-Methylnaphthalene		142	8.846	8.836	(1.147)	2200924	80.0000	85
30 Hexachlorocyclopentadiene		237	9.095	9.096	(0.866)	758835	80.0000	85
31 2,4,6-Trichlorophenol		196	9.343	9.323	(0.890)	843287	80.0000	84
32 2,4,5-Trichlorophenol		196	9.408	9.387	(0.896)	1009733	80.0000	86
\$ 33 2-Fluorobiphenyl		172	9.473	9.463	(0.902)	3015537	80.0000	88
34 1,1'-Biphenyl		154	9.624	9.604	(0.917)	2929748	80.0000	88
35 2-Chloronaphthalene		162	9.624	9.614	(0.917)	2403905	80.0000	90
36 2-Nitroaniline		65	9.840	9.819	(0.937)	654727	80.0000	85
37 Dimethylphthalate		163	10.186	10.165	(0.970)	2896330	80.0000	92
38 2,6-Dinitrotoluene		165	10.272	10.252	(0.978)	680216	80.0000	89
39 Acenaphthylene		152	10.272	10.262	(0.978)	3233699	80.0000	86
40 3-Nitroaniline		138	10.521	10.500	(1.002)	625433	80.0000	89
* 41 Acenaphthene-d10		164	10.499	10.500	(1.000)	899615	40.0000	
42 Acenaphthene		153	10.564	10.554	(1.006)	2181420	80.0000	89
43 2,4-Dinitrophenol		184	10.693	10.684	(1.019)	567934	80.0000	93
44 4-Nitrophenol		109	10.877	10.846	(1.036)	429094	80.0000	91
45 Dibenzofuran		168	10.845	10.835	(1.033)	3561021	80.0000	91
46 2,4-Dinitrotoluene		165	10.909	10.889	(1.039)	956837	80.0000	92
47 Diethylphthalate		149	11.331	11.310	(1.079)	2962778	80.0000	90
48 Fluorene		166	11.396	11.386	(1.085)	2765161	80.0000	93
49 4-Chlorophenyl-phenylether		204	11.439	11.429	(1.090)	1299628	80.0000	87
50 4-Nitroaniline		138	11.514	11.494	(1.097)	500775	80.0000	94
51 4,6-Dinitro-2-methylphenol		198	11.569	11.548	(0.898)	687538	80.0000	86
52 N-Nitrosodiphenylamine		169	11.644	11.635	(0.904)	1924050	80.0000	88
\$ 53 2,4,6-Tribromophenol		330	11.785	11.775	(0.914)	820415	80.0000	93
54 4-Bromophenyl-phenylether		248	12.217	12.207	(0.948)	933310	80.0000	86
55 Hexachlorobenzene		284	12.271	12.261	(0.952)	1134476	80.0000	87
56 Atrazine		200	12.584	12.564	(0.977)	784393	80.0000	91
57 Pentachlorophenol		266	12.616	12.607	(0.979)	586568	80.0000	87
* 58 Phenanthrene-d10		188	12.887	12.888	(1.000)	1622798	40.0000	
59 Phenanthrene		178	12.941	12.920	(1.004)	4051498	80.0000	89
60 Anthracene		178	13.016	13.007	(1.010)	3871263	80.0000	90
61 Carbazole		167	13.319	13.298	(1.034)	3251436	80.0000	88
62 Di-n-butylphthalate		149	13.978	13.968	(1.085)	5209073	80.0000	86
63 Fluoranthene		202	14.853	14.832	(1.153)	4316485	80.0000	89
64 Pyrene		202	15.209	15.189	(0.886)	4630901	80.0000	88
\$ 65 Terphenyl-d14		244	15.533	15.524	(0.904)	3371322	80.0000	86
66 Butylbenzylphthalate		149	16.387	16.377	(0.954)	2259859	80.0000	87
67 3,3'-Dichlorobenzidine		252	17.176	17.166	(1.000)	1124550	80.0000	93
68 Benzo(a)anthracene		228	17.165	17.144	(0.999)	4423844	80.0000	87
* 69 Chrysene-d12		240	17.176	17.166	(1.000)	1626446	40.0000	
70 Chrysene		228	17.230	17.209	(1.003)	3871318	80.0000	85
71 bis(2-Ethylhexyl)phthalate		149	17.359	17.350	(1.011)	3009014	80.0000	85
72 Di-n-octylphthalate		149	18.375	18.365	(0.952)	5507301	80.0000	93
73 Benzo(b)fluoranthene		252	18.796	18.776	(0.974)	5255379	80.0000	90



Data File: S1E4490.D  
Report Date: 19-May-2005 15:15

Compounds	QUANT SIG						AMOUNTS	
	MASS	RT	EXP RT	REL RT	RESPONSE		CAL-AMT	ON-COL
							( ng)	( ng)
=====	=====	==	=====	=====	=====		=====	=====
74 Benzo(k)fluoranthene	252	18.839	18.819	(0.976)	4122137		80.0000	76
75 Benzo(a)pyrene	252	19.239	19.219	(0.997)	3804540		80.0000	87
* 76 Perylene-d12	264	19.304	19.305	(1.000)	1425774		40.0000	
77 Indeno(1,2,3-cd)pyrene	276	20.687	20.666	(1.072)	5270345		80.0000	93
78 Dibenzo(a,h)anthracene	278	20.719	20.688	(1.073)	4212853		80.0000	91
79 Benzo(g,h,i)perylene	276	21.032	21.001	(1.090)	4372854		80.0000	93

KC  
9/19/05

Data File: \\AVOCADRO\ORGANICS\organic\svoa\S1.1\050519.B\S1E4491.D

Date : 19-MAY-2005 15:20

Client ID: SSTD1201V

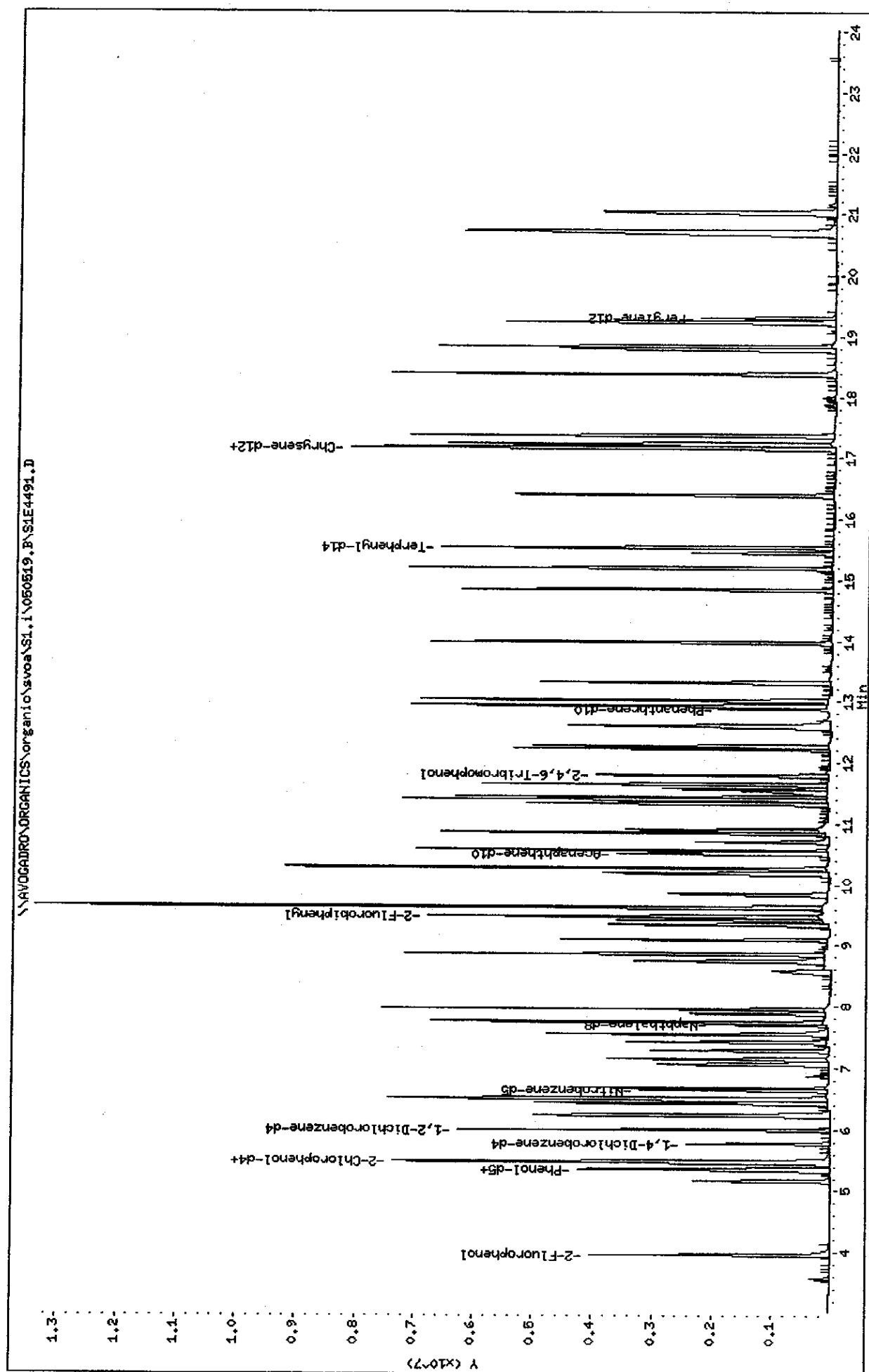
Sample Info: SSTD1201V, SSTD1201V

Instrument: S1.1

Operator: KC SRC: KC

Column diameter: 0.25

Column phase: DB-5MS



Data File: S1E4491.D  
Report Date: 19-May-2005 15:51

Mitkem Corporation

CLP OLM04.1 QUANTITATION REPORT

Data file : \\AVOGADRO\ORGANICS\organic\svoa\S1.i\050519.B\S1E4491.D  
Lab Smp Id: SSTD1201V Client Smp ID: SSTD1201V  
Inj Date : 19-MAY-2005 15:20  
Operator : KC SRC: KC Inst ID: S1.i  
Smp Info : SSTD1201V, SSTD1201V  
Misc Info : 3,,DFTPP,3  
Comment :  
Method : \\AVOGADRO\ORGANICS\organic\svoa\S1.i\050519.B\s1\_olm4\_2\_S.m  
Meth Date : 19-May-2005 15:51 mtl Quant Type: ISTD  
Cal Date : 19-MAY-2005 13:15 Cal File: S1E4487.D  
Als bottle: 6 Calibration Sample, Level: 4  
Dil Factor: 1.00000  
Integrator: HP RTE Compound Sublist: OLM4.sub  
Target Version: 4.03  
Processing Host: TARGET7

						AMOUNTS		
		QUANT SIG					CAL-AMT	ON-COL
Compounds	MASS	RT	EXP RT	REL RT	RESPONSE	( ng)	( ng)	
=====	=====	==	=====	=====	=====	=====	=====	
\$ 1 2-Fluorophenol	112	3.963	3.953	(0.686)	1605230	120.000	110	
2 Benzaldehyde	77	5.173	5.163	(0.895)	795641	120.000	120	
\$ 3 Phenol-d5	99	5.356	5.314	(0.927)	1692093	120.000	120	
4 Phenol	94	5.367	5.336	(0.929)	1604485	120.000	120	
5 bis(2-Chloroethyl)Ether	93	5.475	5.444	(0.948)	1464724	120.000	120	
\$ 6 2-Chlorophenol-d4	132	5.464	5.455	(0.946)	1915127	120.000	120	
7 2-Chlorophenol	128	5.497	5.476	(0.951)	1703399	120.000	120	
* 8 1,4-Dichlorobenzene-d4	152	5.778	5.779	(1.000)	508047	40.0000		
\$ 9 1,2-Dichlorobenzene-d4	152	6.005	5.995	(1.039)	1382551	120.000	120	
10 2-Methylphenol	108	6.231	6.211	(1.079)	1169656	120.000	110	
11 2,2'-oxybis(1-Chloropropane)	45	6.242	6.244	(1.080)	1860388	120.000	120	
12 Acetophenone	105	6.437	6.416	(1.114)	1994450	120.000	120	
13 4-Methylphenol	108	6.502	6.470	(1.125)	1265758	120.000	110	
14 N-Nitroso-di-n-propylamine	70	6.480	6.449	(1.122)	880856	120.000	100	
15 Hexachloroethane	117	6.512	6.503	(1.127)	861568	120.000	120	
\$ 16 Nitrobenzene-d5	82	6.653	6.622	(0.863)	1826639	120.000	120	
17 Nitrobenzene	77	6.685	6.654	(0.867)	1635878	120.000	120	
18 Isophorone	82	7.074	7.043	(0.917)	2748943	120.000	120	
19 2-Nitrophenol	139	7.150	7.140	(0.927)	1102158	120.000	120	
20 2,4-Dimethylphenol	107	7.290	7.270	(0.945)	1032122	120.000	130	
21 bis(2-Chloroethoxy)methane	93	7.431	7.410	(0.964)	1544681	120.000	120	
22 2,4-Dichlorophenol	162	7.550	7.529	(0.979)	1687156	120.000	120	
* 23 Naphthalene-d8	136	7.712	7.702	(1.000)	1591716	40.0000		
24 Naphthalene	128	7.755	7.734	(1.006)	4170969	120.000	110	
25 4-Chloroaniline	127	7.884	7.864	(1.022)	1353686	120.000	120	
26 Hexachlorobutadiene	225	7.960	7.950	(1.032)	1264415	120.000	120	

Data File: S1E4491.D  
Report Date: 19-May-2005 15:51

Compounds	QUANT SIG				AMOUNTS		
	MASS	RT	EXP RT	REL RT	RESPONSE	CAL-AMT ( ng)	ON-COL ( ng)
=====	=====	==	=====	=====	=====	=====	=====
27 Caprolactam	113	8.587	8.491	(1.113)	389429	120.000	120
28 4-Chloro-3-Methylphenol	107	8.749	8.707	(1.134)	1266363	120.000	120
29 2-Methylnaphthalene	142	8.857	8.836	(1.149)	3063845	120.000	120
30 Hexachlorocyclopentadiene	237	9.094	9.096	(0.865)	1129772	120.000	120
31 2,4,6-Trichlorophenol	196	9.343	9.323	(0.889)	1168464	120.000	120
32 2,4,5-Trichlorophenol	196	9.418	9.387	(0.896)	1242935	120.000	110
\$ 33 2-Fluorobiphenyl	172	9.473	9.463	(0.901)	3926840	120.000	110
34 1,1'-Biphenyl	154	9.635	9.604	(0.917)	4117965	120.000	120
35 2-Chloronaphthalene	162	9.635	9.614	(0.917)	3100518	120.000	120
36 2-Nitroaniline	65	9.851	9.819	(0.937)	854378	120.000	110
37 Dimethylphthalate	163	10.186	10.165	(0.969)	3818342	120.000	120
38 2,6-Dinitrotoluene	165	10.283	10.252	(0.978)	901189	120.000	120
39 Acenaphthylene	152	10.283	10.262	(0.978)	4543294	120.000	120
40 3-Nitroaniline	138	10.531	10.500	(1.002)	814916	120.000	120
* 41 Acenaphthene-d10	164	10.510	10.500	(1.000)	915492	40.0000	
42 Acenaphthene	153	10.574	10.554	(1.006)	2970147	120.000	120
43 2,4-Dinitrophenol	184	10.704	10.684	(1.019)	711177	120.000	120
44 4-Nitrophenol	109	10.888	10.846	(1.036)	570370	120.000	120
45 Dibenzofuran	168	10.855	10.835	(1.033)	4419109	120.000	110
46 2,4-Dinitrotoluene	165	10.920	10.889	(1.039)	1289290	120.000	120
47 Diethylphthalate	149	11.342	11.310	(1.079)	3968198	120.000	120
48 Fluorene	166	11.406	11.386	(1.085)	3410785	120.000	110
49 4-Chlorophenyl-phenylether	204	11.439	11.429	(1.088)	1885367	120.000	120
50 4-Nitroaniline	138	11.536	11.494	(1.098)	608994	120.000	110
51 4,6-Dinitro-2-methylphenol	198	11.579	11.548	(0.899)	858528	120.000	110
52 N-Nitrosodiphenylamine	169	11.655	11.635	(0.904)	2569598	120.000	120
\$ 53 2,4,6-Tribromophenol	330	11.795	11.775	(0.915)	987781	120.000	120
54 4-Bromophenyl-phenylether	248	12.227	12.207	(0.949)	1199667	120.000	110
55 Hexachlorobenzene	284	12.281	12.261	(0.953)	1527718	120.000	120
56 Atrazine	200	12.606	12.564	(0.978)	993049	120.000	120
57 Pentachlorophenol	266	12.627	12.607	(0.980)	797043	120.000	120
* 58 Phenanthrene-d10	188	12.886	12.888	(1.000)	1572669	40.0000	
59 Phenanthrene	178	12.940	12.920	(1.004)	5226797	120.000	120
60 Anthracene	178	13.027	13.007	(1.011)	4878018	120.000	120
61 Carbazole	167	13.319	13.298	(1.034)	4173053	120.000	120
62 Di-n-butylphthalate	149	13.978	13.968	(1.085)	6672494	120.000	120
63 Fluoranthene	202	14.853	14.832	(1.153)	5379077	120.000	120
64 Pyrene	202	15.209	15.189	(0.885)	5636436	120.000	120
\$ 65 Terphenyl-d14	244	15.544	15.524	(0.904)	4415535	120.000	120
66 Butylbenzylphthalate	149	16.398	16.377	(0.954)	2901144	120.000	120
67 3,3'-Dichlorobenzidine	252	17.186	17.166	(1.000)	1426584	120.000	130
68 Benzo(a)anthracene	228	17.165	17.144	(0.999)	5433037	120.000	120
* 69 Chrysene-d12	240	17.186	17.166	(1.000)	1496754	40.0000	
70 Chrysene	228	17.240	17.209	(1.003)	5115401	120.000	120
71 bis(2-Ethylhexyl)phthalate	149	17.370	17.350	(1.011)	3849233	120.000	120
72 Di-n-octylphthalate	149	18.385	18.365	(0.952)	6733146	120.000	120
73 Benzo(b)fluoranthene	252	18.818	18.776	(0.974)	7163952	120.000	120

Data File: S1E4491.D  
Report Date: 19-May-2005 15:51

Compounds	QUANT SIG		AMOUNTS				
	MASS	RT	EXP RT	REL RT	RESPONSE	CAL-AMT ( ng)	ON-COL ( ng)
=====	====	==	=====	=====	=====	=====	=====
74 Benzo(k)fluoranthene	252	18.818	18.819	(0.974)	7163952	120.000	130
75 Benzo(a)pyrene	252	19.250	19.219	(0.997)	5023141	120.000	120
* 76 Perylene-d12	264	19.315	19.305	(1.000)	1408663	40.0000	
77 Indeno(1,2,3-cd)pyrene	276	20.687	20.666	(1.071)	6528408	120.000	120
78 Dibenzo(a,h)anthracene	278	20.730	20.688	(1.073)	5161680	120.000	110
79 Benzo(g,h,i)perylene	276	21.043	21.001	(1.089)	5215411	120.000	110

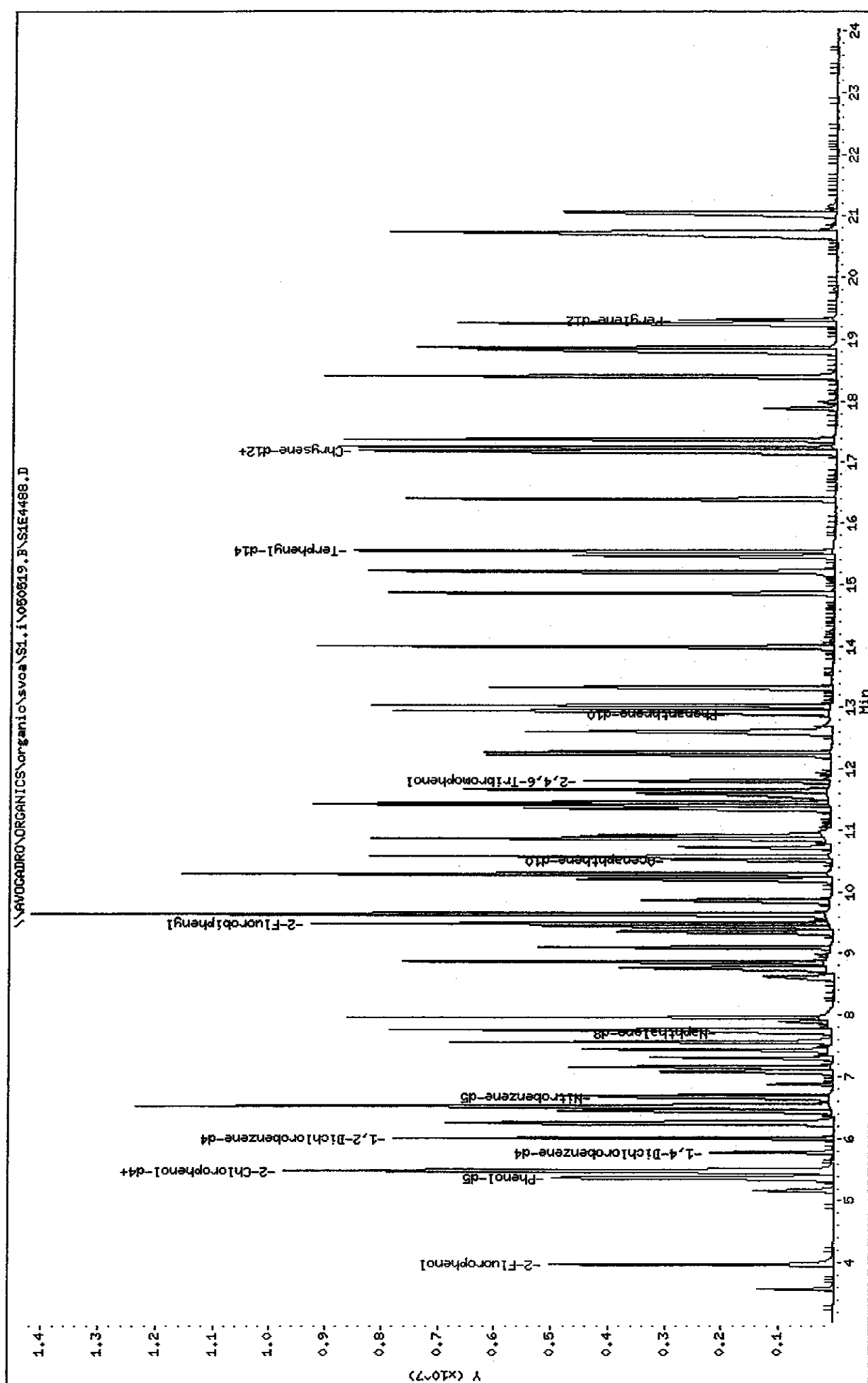
K2  
5/19/05

Data File: \\AVOCADRO\ORGANICS\organic\svoa\SI.i\050519.B\SI4488.D  
 Date : 19-MAY-2005 13:46  
 Client ID: SSTD1601V  
 Sample Info: SSTD1601V,SSTD1601V

Instrument: SI.i

Operator: KC SRC: KC  
 Column diameter: 0.25

Column phase: DB-5MS



Data File: S1E4488.D  
Report Date: 19-May-2005 15:15

Mitkem Corporation

CLP OLM04.1 QUANTITATION REPORT

Data file : \\AVOGADRO\ORGANICS\organic\svoa\S1.i\050519.B\S1E4488.D  
Lab Smp Id: SST1601V Client Smp ID: SST1601V  
Inj Date : 19-MAY-2005 13:46  
Operator : KC SRC: KC Inst ID: S1.i  
Smp Info : SST1601V, SST1601V  
Misc Info : 3,,DFTPP,3  
Comment :  
Method : \\AVOGADRO\ORGANICS\organic\svoa\S1.i\050519.B\s1\_olm4\_2\_S.m  
Meth Date : 19-May-2005 15:15 mtl Quant Type: ISTD  
Cal Date : 19-MAY-2005 13:15 Cal File: S1E4487.D  
Als bottle: 3 Calibration Sample, Level: 5  
Dil Factor: 1.00000  
Integrator: HP RTE Compound Sublist: OLM4.sub  
Target Version: 4.03  
Processing Host: TARGET7

Compounds	QUANT SIG	MASS	RT	EXP RT	REL RT	RESPONSE	AMOUNTS	
							CAL-AMT	ON-COL
							( ng)	( ng)
\$ 1 2-Fluorophenol		112	3.974	3.953	(0.688)	2224610	160.000	160 (A)
2 Benzaldehyde		77	5.162	5.163	(0.893)	557651	160.000	100
\$ 3 Phenol-d5		99	5.367	5.314	(0.929)	2326465	160.000	170 (A)
4 Phenol		94	5.389	5.336	(0.933)	2134994	160.000	160 (A)
5 bis(2-Chloroethyl)Ether		93	5.475	5.444	(0.948)	2107145	160.000	190 (A)
\$ 6 2-Chlorophenol-d4		132	5.475	5.455	(0.948)	2640204	160.000	170 (A)
7 2-Chlorophenol		128	5.497	5.476	(0.951)	2291659	160.000	160 (A)
* 8 1,4-Dichlorobenzene-d4		152	5.778	5.779	(1.000)	491368	40.0000	
\$ 9 1,2-Dichlorobenzene-d4		152	6.005	5.995	(1.039)	1830535	160.000	170 (A)
10 2-Methylphenol		108	6.232	6.211	(1.079)	1638447	160.000	170 (A)
11 2,2'-oxybis(1-Chloropropane)		45	6.253	6.244	(1.082)	2826128	160.000	180 (A)
12 Acetophenone		105	6.448	6.416	(1.116)	2608896	160.000	170 (A)
13 4-Methylphenol		108	6.513	6.470	(1.127)	1965029	160.000	170 (A)
14 N-Nitroso-di-n-propylamine		70	6.491	6.449	(1.123)	1254835	160.000	150
15 Hexachloroethane		117	6.513	6.503	(1.127)	1196248	160.000	170 (A)
\$ 16 Nitrobenzene-d5		82	6.664	6.622	(0.863)	2439900	160.000	170 (A)
17 Nitrobenzene		77	6.696	6.654	(0.867)	2083039	160.000	170 (A)
18 Isophorone		82	7.085	7.043	(0.917)	3600093	160.000	170 (A)
19 2-Nitrophenol		139	7.161	7.140	(0.927)	1376251	160.000	170 (A)
20 2,4-Dimethylphenol		107	7.301	7.270	(0.945)	1217066	160.000	150
21 bis(2-Chloroethoxy)methane		93	7.442	7.410	(0.964)	2092706	160.000	170 (A)
22 2,4-Dichlorophenol		162	7.561	7.529	(0.979)	2254081	160.000	180 (A)
* 23 Naphthalene-d8		136	7.723	7.702	(1.000)	1538176	40.0000	
24 Naphthalene		128	7.755	7.734	(1.004)	6196762	160.000	180 (A)
25 4-Chloroaniline		127	7.885	7.864	(1.021)	1025019	160.000	120
26 Hexachlorobutadiene		225	7.960	7.950	(1.031)	1645120	160.000	170 (A)

Data File: S1E4488.D  
Report Date: 19-May-2005 15:15

Compounds	QUANT SIG	AMOUNTS					
		MASS	RT	EXP RT	REL RT	RESPONSE	CAL-AMT ( ng)
=====	=====	=====	=====	=====	=====	=====	=====
27 Caprolactam	113	8.630	8.491	(1.118)	467723	160.000	150
28 4-Chloro-3-Methylphenol	107	8.771	8.707	(1.136)	1502304	160.000	160
29 2-Methylnaphthalene	142	8.868	8.836	(1.148)	4233073	160.000	180 (A)
30 Hexachlorocyclopentadiene	237	9.105	9.096	(0.866)	1585828	160.000	150
31 2,4,6-Trichlorophenol	196	9.365	9.323	(0.891)	1528928	160.000	150
32 2,4,5-Trichlorophenol	196	9.365	9.387	(0.891)	1528928	160.000	130
\$ 33 2-Fluorobiphenyl	172	9.483	9.463	(0.902)	5399146	160.000	150
34 1,1'-Biphenyl	154	9.646	9.604	(0.918)	5225260	160.000	160
35 2-Chloronaphthalene	162	9.646	9.614	(0.918)	3979068	160.000	160
36 2-Nitroaniline	65	9.862	9.819	(0.938)	1211279	160.000	160 (A)
37 Dimethylphthalate	163	10.197	10.165	(0.970)	5036863	160.000	170 (A)
38 2,6-Dinitrotoluene	165	10.294	10.252	(0.979)	1183121	160.000	160 (A)
39 Acenaphthylene	152	10.294	10.262	(0.979)	6362421	160.000	170 (A)
40 3-Nitroaniline	138	10.542	10.500	(1.003)	1067001	160.000	160 (A)
* 41 Acenaphthene-d10	164	10.510	10.500	(1.000)	911615	40.0000	
42 Acenaphthene	153	10.575	10.554	(1.006)	4082605	160.000	170 (A)
43 2,4-Dinitrophenol	184	10.726	10.684	(1.021)	978657	160.000	170 (A)
44 4-Nitrophenol	109	10.910	10.846	(1.038)	742825	160.000	170 (A)
45 Dibenzofuran	168	10.866	10.835	(1.034)	6452118	160.000	170 (A)
46 2,4-Dinitrotoluene	165	10.931	10.889	(1.040)	1602315	160.000	160 (A)
47 Diethylphthalate	149	11.353	11.310	(1.080)	4822255	160.000	150
48 Fluorene	166	11.417	11.386	(1.086)	4804359	160.000	170 (A)
49 4-Chlorophenyl-phenylether	204	11.450	11.429	(1.089)	2332147	160.000	160 (A)
50 4-Nitroaniline	138	11.558	11.494	(1.100)	533624	160.000	110
51 4,6-Dinitro-2-methylphenol	198	11.601	11.548	(0.899)	1245727	160.000	180 (A)
52 N-Nitrosodiphenylamine	169	11.666	11.635	(0.905)	3207161	160.000	170 (A)
\$ 53 2,4,6-Tribromophenol	330	11.806	11.775	(0.915)	1322391	160.000	170 (A)
54 4-Bromophenyl-phenylether	248	12.238	12.207	(0.949)	1655410	160.000	170 (A)
55 Hexachlorobenzene	284	12.282	12.261	(0.952)	1967683	160.000	170 (A)
56 Atrazine	200	12.617	12.564	(0.978)	1181673	160.000	160
57 Pentachlorophenol	266	12.627	12.607	(0.979)	1074222	160.000	180 (A)
* 58 Phenanthrene-d10	188	12.897	12.888	(1.000)	1474340	40.0000	
59 Phenanthrene	178	12.951	12.920	(1.004)	6618869	160.000	170 (A)
60 Anthracene	178	13.038	13.007	(1.011)	6030604	160.000	170 (A)
61 Carbazole	167	13.330	13.298	(1.034)	5434891	160.000	170 (A)
62 Di-n-butylphthalate	149	13.989	13.968	(1.085)	8550698	160.000	160 (A)
63 Fluoranthene	202	14.864	14.832	(1.152)	6899157	160.000	170 (A)
64 Pyrene	202	15.220	15.189	(0.886)	7459957	160.000	170 (A)
\$ 65 Terphenyl-d14	244	15.555	15.524	(0.905)	5831765	160.000	180 (A)
66 Butylbenzylphthalate	149	16.398	16.377	(0.954)	3911855	160.000	180 (A)
67 3,3'-Dichlorobenzidine	252	17.197	17.166	(1.001)	1367648	160.000	140
68 Benzo(a)anthracene	228	17.176	17.144	(0.999)	7283103	160.000	170 (A)
* 69 Chrysene-d12	240	17.186	17.166	(1.000)	1427721	40.0000	
70 Chrysene	228	17.251	17.209	(1.004)	7295685	160.000	180 (A)
71 bis(2-Ethylhexyl)phthalate	149	17.370	17.350	(1.011)	4860854	160.000	160 (A)
72 Di-n-octylphthalate	149	18.396	18.365	(0.952)	9308222	160.000	170 (A)
73 Benzo(b)fluoranthene	252	18.829	18.776	(0.975)	11081704	160.000	190 (A)



Data File: S1E4488.D  
Report Date: 19-May-2005 15:15

Compounds	QUANT SIG				RESPONSE	AMOUNTS	
	MASS	RT	EXP RT	REL RT		CAL-AMT ( ng)	ON-COL ( ng)
=====	=====	==	=====	=====	=====	=====	=====
74 Benzo(k)fluoranthene	252	18.829	18.819	(0.975)	11081704	160.000	190 (A)
75 Benzo(a)pyrene	252	19.261	19.219	(0.997)	6763324	160.000	170 (A)
* 76 Perylene-d12	264	19.315	19.305	(1.000)	1418603	40.0000	
77 Indeno(1,2,3-cd)pyrene	276	20.730	20.666	(1.073)	8860705	160.000	170 (A)
78 Dibenzo(a,h)anthracene	278	20.752	20.688	(1.074)	7233472	160.000	170 (A)
79 Benzo(g,h,i)perylene	276	21.065	21.001	(1.091)	7113735	160.000	160 (A)

#### QC Flag Legend

A - Target compound detected but, quantitated amount  
exceeded maximum amount.

KL  
5/19/05

7C  
SEMIVOLATILE CONTINUING CALIBRATION CHECK

Lab Name: MITKEM CORPORATION Contract: \_\_\_\_\_  
 Lab Code: MITKEM Case No.: \_\_\_\_\_ SAS No.: \_\_\_\_\_ SDG No.: MD0523  
 Instrument ID: S1 Calibration Date: 05/25/05 Time: 0853  
 Lab File ID: S1E4506 Init. Calib. Date(s): 05/19/05 05/19/05  
 EPA Sample No. (SSTD050##): SSTD0501W Init. Calib. Times: 1315 1520  
 GC Column: DB-5MS ID: 0.25 (mm)

COMPOUND	RRF	RRF50	MIN RRF	%D	MAX %D
=====	=====	=====	=====	=====	=====
Benzaldehyde	0.502	0.723		44.0	
Phenol	1.086	1.232	0.800	13.4	25.0
bis(2-Chloroethyl) Ether	0.923	0.856	0.700	-7.3	25.0
2-Chlorophenol	1.160	1.219	0.800	5.1	25.0
2-Methylphenol	0.804	0.885	0.700	10.1	25.0
2,2'-oxybis(1-Chloropropane)	1.252	1.406		12.3	
Acetophenone	1.299	1.458		12.2	
4-Methylphenol	0.879	0.950	0.600	8.1	25.0
N-Nitroso-di-n-propylamine	0.669	0.797	0.500	19.1	25.0
Hexachloroethane	0.590	0.636	0.300	7.8	25.0
Nitrobenzene	0.344	0.310	0.200	-9.9	25.0
Isophorone	0.574	0.529	0.400	-7.8	25.0
2-Nitrophenol	0.227	0.208	0.100	-8.4	25.0
2,4-Dimethylphenol	0.207	0.207	0.200	0.0	25.0
bis(2-Chloroethoxy) methane	0.322	0.313	0.300	-2.8	25.0
2,4-Dichlorophenol	0.351	0.275	0.200	-21.7	25.0
Naphthalene	0.913	0.818	0.700	-10.4	25.0
4-Chloroaniline	0.275	0.262		-4.7	
Hexachlorobutadiene	0.261	0.216		-17.2	
Caprolactam	0.083	0.091		9.6	
4-Chloro-3-Methylphenol	0.263	0.244	0.200	-7.2	25.0
2-Methylnaphthalene	0.640	0.532	0.400	-16.9	25.0
Hexachlorocyclopentadiene	0.401	0.301		-24.9	
2,4,6-Trichlorophenol	0.443	0.372	0.200	-16.0	25.0
2,4,5-Trichlorophenol	0.503	0.395	0.200	-21.5	25.0
1,1'-Biphenyl	1.478	1.422		-3.8	
2-Chloronaphthalene	1.173	1.124	0.800	-4.2	25.0
2-Nitroaniline	0.334	0.359		7.5	
Dimethylphthalate	1.402	1.149		-18.0	
2,6-Dinitrotoluene	0.337	0.331	0.200	-1.8	25.0
Acenaphthylene	1.676	1.630	0.900	-2.7	25.0
3-Nitroaniline	0.308	0.327		6.2	
Acenaphthene	1.085	0.978	0.900	-9.9	25.0
2,4-Dinitrophenol	0.269	0.174		-35.3	
4-Nitrophenol	0.209	0.177		-15.3	
Dibenzofuran	1.716	1.546	0.800	-9.9	25.0

All other compounds must meet a minimum RRF of 0.010.

7D  
SEMIVOLATILE CONTINUING CALIBRATION CHECK

Lab Name: MITKEM CORPORATION Contract: \_\_\_\_\_  
 Lab Code: MITKEM Case No.: \_\_\_\_\_ SAS No.: \_\_\_\_\_ SDG No.: MD0523  
 Instrument ID: S1 Calibration Date: 05/25/05 Time: 0853  
 Lab File ID: S1E4506 Init. Calib. Date(s): 05/19/05 05/19/05  
 EPA Sample No. (SSTD050##): SSTD0501W Init. Calib. Times: 1315 1520  
 GC Column: DB-5MS ID: 0.25 (mm)

COMPOUND	RRF	RRF50	MIN RRF	%D	MAX %D
=====	=====	=====	=====	=====	=====
2,4-Dinitrotoluene	0.465	0.423	0.200	-9.0	25.0
Diethylphthalate	1.462	1.378		-5.7	
Fluorene	1.303	1.192	0.900	-8.5	25.0
4-Chlorophenyl-phenylether	0.667	0.609	0.400	-8.7	25.0
4-Nitroaniline	0.232	0.297		28.0	
4,6-Dinitro-2-methylphenol	0.193	0.167		-13.5	
N-Nitrosodiphenylamine (1)	0.541	0.486		-10.2	
4-Bromophenyl-phenylether	0.266	0.260	0.100	-2.3	25.0
Hexachlorobenzene	0.324	0.329	0.100	1.5	25.0
Atrazine	0.212	0.187		-11.8	
Pentachlorophenol	0.167	0.117	0.050	-29.9	25.0
Phenanthrene	1.118	1.049	0.700	-6.2	25.0
Anthracene	1.053	1.027	0.700	-2.5	25.0
Carbazole	0.908	0.914		0.7	
Di-n-butylphthalate	1.474	1.375		-6.7	
Fluoranthene	1.181	1.071	0.600	-9.3	25.0
Pyrene	1.286	0.985	0.600	-23.4	25.0
Butylbenzylphthalate	0.641	0.576		-10.1	
3,3'-Dichlorobenzidine	0.302	0.300		-0.7	
Benzo (a) anthracene	1.237	1.007	0.800	-18.6	25.0
Chrysene	1.122	0.862	0.700	-23.2	25.0
bis(2-Ethylhexyl)phthalate	0.866	0.744		-14.1	
Di-n-octylphthalate	1.645	1.784		8.4	
Benzo (b) fluoranthene	1.644	1.419	0.700	-13.7	25.0
Benzo (k) fluoranthene	1.559	1.388	0.700	-11.0	25.0
Benzo (a) pyrene	1.224	1.182	0.700	-3.4	25.0
Indeno (1,2,3-cd) pyrene	1.583	1.427	0.500	-9.9	25.0
Dibenzo (a,h) anthracene	1.282	1.156	0.400	-9.8	25.0
Benzo (g,h,i) perylene	1.307	1.341	0.500	2.6	25.0
=====	=====	=====	=====	=====	=====
Nitrobenzene-d5	0.390	0.344	0.200	-11.8	25.0
2-Fluorobiphenyl	1.511	1.225	0.700	-18.9	25.0
Terphenyl-d14	0.966	0.752	0.500	-22.2	25.0
Phenol-d5	1.147	1.229	0.800	7.1	25.0
2-Fluorophenol	1.179	1.097	0.600	-7.0	25.0
2,4,6-Tribromophenol	0.215	0.214		-0.5	
2-Chlorophenol-d4	1.299	1.321	0.800	1.7	25.0
1,2-Dichlorobenzene-d4	0.942	0.937	0.400	-0.5	25.0

<-


(1) Cannot be separated from Diphenylamine  
 All other compounds must meet a minimum RRF of 0.010.

FORM VII SV-2

OLM04.3

Data File: \\AVOCADRO\ORGANICS\organic\svoa\S1.i\050525.B\S1E4506.D  
 Date : 25-MAY-2005 08:53  
 Client ID: SST0501W  
 Sample Info: SST0501W,SST0501W  
 Column phase: DB-5MS

Instrument: S1.i  
 Operator: AM SRC: AM  
 Column diameter: 0.25



Mitkem Corporation

CLP OLM04.1 QUANTITATION REPORT

Data file : \\AVOGADRO\ORGANICS\organic\svoa\S1.i\050525.B\S1E4506.D  
Lab Smp Id: SST0501W Client Smp ID: SST0501W  
Inj Date : 25-MAY-2005 08:53  
Operator : AW SRC: AW Inst ID: S1.i  
Smp Info : SST0501W,SST0501W  
Misc Info : 2,2,SST050,3  
Comment :  
Method : \\AVOGADRO\ORGANICS\organic\svoa\S1.i\050525.B\s1\_olm4\_2\_S.m  
Meth Date : 25-May-2005 09:24 mtl Quant Type: ISTD  
Cal Date : 25-MAY-2005 08:53 Cal File: S1E4506.D  
Als bottle: 1 Continuing Calibration Sample  
Dil Factor: 1.00000  
Integrator: HP RTE Compound Sublist: OLM4.sub  
Target Version: 4.03  
Processing Host: TARGET11

Compounds	QUANT SIG MASS	RT	EXP RT	REL RT	RESPONSE	AMOUNTS	
						CAL-AMT ( ng)	ON-COL ( ng)
=====	=====	==	=====	=====	=====	=====	=====
\$ 1 2-Fluorophenol	112	3.726	3.726	(0.675)	407277	50.0000	46
2 Benzaldehyde	77	4.904	4.904	(0.888)	268669	50.0000	72
\$ 3 Phenol-d5	99	5.098	5.098	(0.924)	456636	50.0000	54
4 Phenol	94	5.120	5.120	(0.928)	457571	50.0000	57
5 bis(2-Chloroethyl)Ether	93	5.196	5.196	(0.941)	317860	50.0000	46
\$ 6 2-Chlorophenol-d4	132	5.206	5.206	(0.943)	490618	50.0000	51
7 2-Chlorophenol	128	5.228	5.228	(0.947)	452835	50.0000	53
* 8 1,4-Dichlorobenzene-d4	152	5.520	5.520	(1.000)	297131	40.0000	
\$ 9 1,2-Dichlorobenzene-d4	152	5.736	5.736	(1.039)	348129	50.0000	50
10 2-Methylphenol	108	5.995	5.995	(1.086)	328658	50.0000	55
11 2,2'-oxybis(1-Chloropropane)	45	5.984	5.984	(1.084)	522349	50.0000	56
12 Acetophenone	105	6.157	6.157	(1.115)	541533	50.0000	56
13 4-Methylphenol	108	6.233	6.233	(1.129)	352891	50.0000	54
14 N-Nitroso-di-n-propylamine	70	6.200	6.200	(1.123)	296067	50.0000	60
15 Hexachloroethane	117	6.243	6.243	(1.131)	236147	50.0000	54
\$ 16 Nitrobenzene-d5	82	6.373	6.373	(0.856)	482857	50.0000	44
17 Nitrobenzene	77	6.406	6.406	(0.861)	435644	50.0000	45
18 Isophorone	82	6.784	6.784	(0.911)	742907	50.0000	46
19 2-Nitrophenol	139	6.881	6.881	(0.925)	292685	50.0000	46
20 2,4-Dimethylphenol	107	7.032	7.032	(0.945)	290778	50.0000	50
21 bis(2-Chloroethoxy)methane	93	7.162	7.162	(0.962)	440545	50.0000	49
22 2,4-Dichlorophenol	162	7.281	7.281	(0.978)	386334	50.0000	39
* 23 Naphthalene-d8	136	7.443	7.443	(1.000)	1124444	40.0000	
24 Naphthalene	128	7.475	7.475	(1.004)	1149225	50.0000	45
25 4-Chloroaniline	127	7.615	7.615	(1.023)	368539	50.0000	48
26 Hexachlorobutadiene	225	7.691	7.691	(1.033)	303333	50.0000	41

Compounds	QUANT SIG				RESPONSE	AMOUNTS	
	MASS	RT	EXP RT	REL RT		CAL-AMT ( ng)	ON-COL ( ng)
=====	----	==	=====	=====	=====	=====	=====
27 Caprolactam	113	8.231	8.231	(1.106)	127962	50.0000	55
28 4-Chloro-3-Methylphenol	107	8.480	8.480	(1.139)	342366	50.0000	46
29 2-Methylnaphthalene	142	8.577	8.577	(1.152)	748304	50.0000	42
30 Hexachlorocyclopentadiene	237	8.825	8.825	(0.864)	233174	50.0000	38
31 2,4,6-Trichlorophenol	196	9.074	9.074	(0.888)	287890	50.0000	42
32 2,4,5-Trichlorophenol	196	9.150	9.150	(0.895)	306045	50.0000	39
\$ 33 2-Fluorobiphenyl	172	9.204	9.204	(0.901)	948053	50.0000	41
34 1,1'-Biphenyl	154	9.344	9.344	(0.914)	1100580	50.0000	48
35 2-Chloronaphthalene	162	9.344	9.344	(0.914)	869830	50.0000	48
36 2-Nitroaniline	65	9.571	9.571	(0.937)	278004	50.0000	54
37 Dimethylphthalate	163	9.906	9.906	(0.969)	888937	50.0000	41
38 2,6-Dinitrotoluene	165	9.992	9.992	(0.978)	256520	50.0000	49
39 Acenaphthylene	152	9.992	9.992	(0.978)	1261622	50.0000	49
40 3-Nitroaniline	138	10.241	10.241	(1.002)	253373	50.0000	53
* 41 Acenaphthene-d10	164	10.219	10.219	(1.000)	619103	40.0000	
42 Acenaphthene	153	10.273	10.273	(1.005)	757209	50.0000	45
43 2,4-Dinitrophenol	184	10.424	10.424	(1.020)	134911	50.0000	32
44 4-Nitrophenol	109	10.630	10.630	(1.040)	137043	50.0000	42
45 Dibenzofuran	168	10.554	10.554	(1.033)	1196363	50.0000	45
46 2,4-Dinitrotoluene	165	10.630	10.630	(1.040)	327361	50.0000	45
47 Diethylphthalate	149	11.051	11.051	(1.081)	1066543	50.0000	47
48 Fluorene	166	11.105	11.105	(1.087)	922795	50.0000	46
49 4-Chlorophenyl-phenylether	204	11.159	11.159	(1.092)	470954	50.0000	46
50 4-Nitroaniline	138	11.235	11.235	(1.099)	230124	50.0000	64
51 4,6-Dinitro-2-methylphenol	198	11.278	11.278	(0.889)	212091	50.0000	43
52 N-Nitrosodiphenylamine	169	11.364	11.364	(0.896)	619055	50.0000	45
\$ 53 2,4,6-Tribromophenol	330	11.505	11.505	(0.907)	271894	50.0000	50
54 4-Bromophenyl-phenylether	248	11.926	11.926	(0.940)	331449	50.0000	49
55 Hexachlorobenzene	284	11.969	11.969	(0.944)	418528	50.0000	51
56 Atrazine	200	12.304	12.304	(0.970)	237986	50.0000	44 (H)
57 Pentachlorophenol	266	12.337	12.337	(0.973)	148573	50.0000	35
* 58 Phenanthrene-d10	188	12.596	12.596	(1.000)	1018707	40.0000	(H)
59 Phenanthrene	178	12.639	12.639	(0.997)	1335340	50.0000	47 (H)
60 Anthracene	178	12.715	12.715	(1.003)	1307548	50.0000	49
61 Carbazole	167	13.028	13.028	(1.027)	1163357	50.0000	50
62 Di-n-butylphthalate	149	✓ 13.698	13.698	(1.080)	1750976	50.0000	47
63 Fluoranthene	202	14.541	14.541	(1.147)	1363216	50.0000	45
64 Pyrene	202	14.886	14.886	(0.883)	1559211	50.0000	38
\$ 65 Terphenyl-d14	244	15.232	15.232	(0.903)	1190716	50.0000	39
66 Butylbenzylphthalate	149	✓ 16.096	16.096	(0.955)	911874	50.0000	45
67 3,3'-Dichlorobenzidine	252	16.863	16.863	(1.000)	475074	50.0000	50
68 Benzo(a)anthracene	228	16.842	16.842	(0.999)	1593461	50.0000	41 (H)
* 69 Chrysene-d12	240	16.863	16.863	(1.000)	1266448	40.0000	
70 Chrysene	228	16.907	16.907	(1.003)	1364307	50.0000	38
71 bis(2-Ethylhexyl)phthalate	149	✓ 17.079	17.079	(1.013)	1178514	50.0000	43
72 Di-n-octylphthalate	149	✓ 18.084	18.084	(0.952)	2171652	50.0000	54
73 Benzo(b)fluoranthene	252	18.473	18.473	(0.973)	1727239	50.0000	43

Compounds	QUANT SIG MASS	RT	EXP RT	REL RT	RESPONSE	AMOUNTS	
						CAL-AMT ( ng)	ON-COL ( ng)
=====	=====	==	=====	=====	=====	=====	=====
74 Benzo(k)fluoranthene	252	18.516	18.516	(0.975)	1689985	50.0000	45
75 Benzo(a)pyrene	252	18.916	18.916	(0.996)	1438842	50.0000	48
* 76 Perylene-d12	264	18.992	18.992	(1.000)	973706	40.0000	
77 Indeno(1,2,3-cd)pyrene	276	20.342	20.342	(1.071)	1737180	50.0000	45
78 Dibenzo(a,h)anthracene	278	20.364	20.364	(1.072)	1406744	50.0000	45
79 Benzo(g,h,i)perylene	276	20.645	20.645	(1.087)	1632503	50.0000	51

#### QC Flag Legend

H - Operator selected an alternate compound hit.

05/26/05  
AL

K

Date : 19-MAY-2005 12:58

Client ID: DFTPP1V

Instrument: S1.i

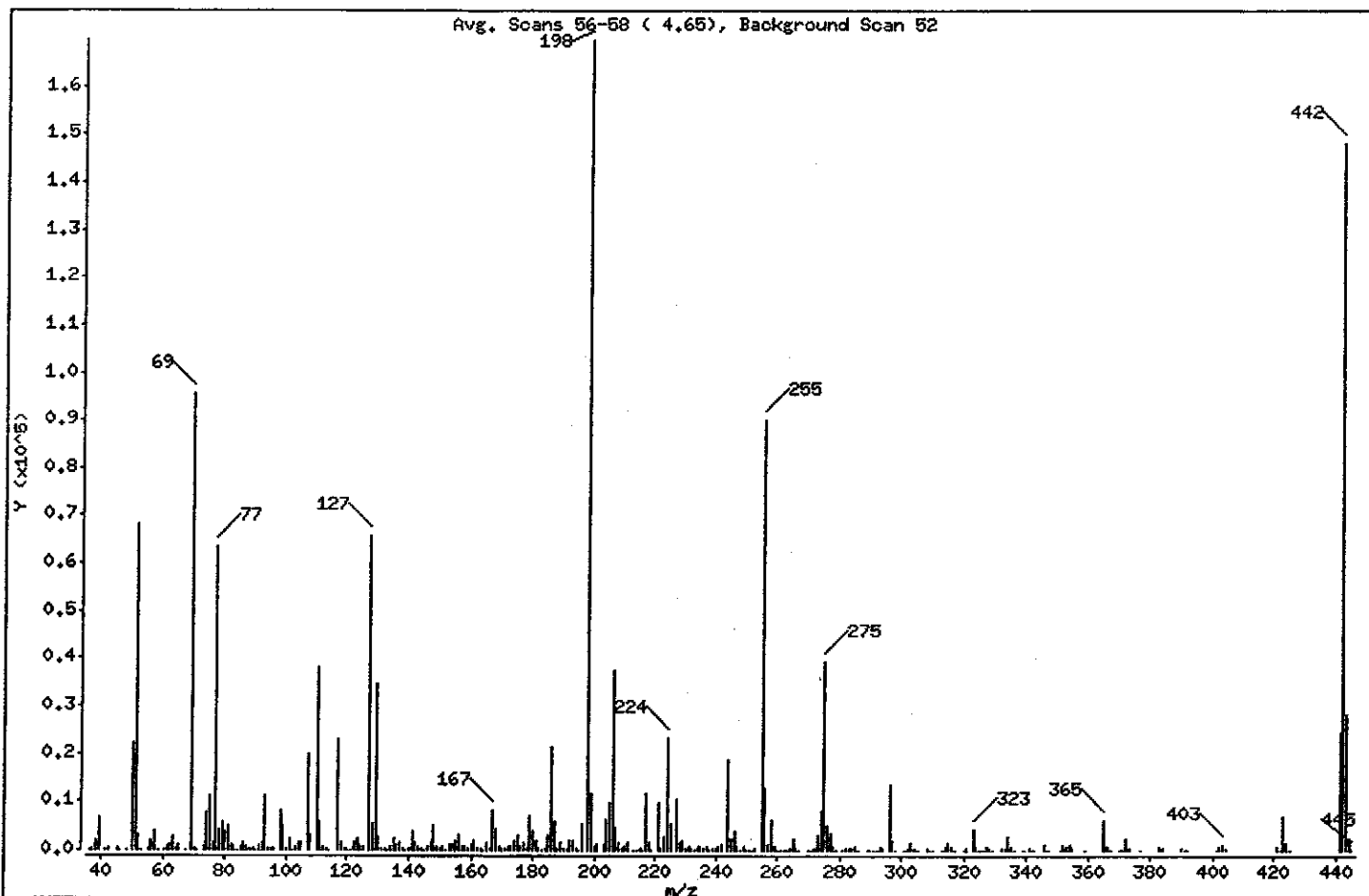
Sample Info: DFTPP1V,DFTPP1V

Operator: KC

Column phase: DB-5MS

Column diameter: 0.25

1 dftpp



m/e	ION ABUNDANCE CRITERIA	% RELATIVE ABUNDANCE
198	Base Peak, 100% relative abundance	100.00
51	30.00 - 80.00% of mass 198	40.17
68	Less than 2.00% of mass 69	0.00 ( 0.00)
69	Mass 69 relative abundance	56.30
70	Less than 2.00% of mass 69	0.27 ( 0.48)
127	25.00 - 75.00% of mass 198	38.83
197	Less than 1.00% of mass 198	0.00
199	5.00 - 9.00% of mass 198	6.86
275	10.00 - 30.00% of mass 198	23.26
365	Greater than 0.75% of mass 198	3.75
441	Present, but less than mass 443	14.48
442	40.00 - 110.00% of mass 198	87.40
443	15.00 - 24.00% of mass 442	16.79 ( 19.21)



Date : 19-MAY-2005 12:58

Client ID: DFTPP1V

Instrument: S1.i

Sample Info: DFTPP1V,DFTPP1V

Operator: KC

Column phase: DB-5MS

Column diameter: 0.25

Data File: S1E4486.D

Spectrum: Avg. Scans 56-58 ( 4.65), Background Scan 52

Location of Maximum: 198.00

Number of points: 299

m/z	Y	m/z	Y	m/z	Y	m/z	Y
-----							
36.00	61	127.00	65856	204.00	6074	289.00	157
37.00	460	128.00	5309	205.00	9682	290.00	77
38.00	1763	129.00	34728	206.00	37440	291.00	65
39.00	6755	130.00	2732	207.00	4731	292.00	179
41.00	64	131.00	428	208.00	1416	293.00	782
-----							
42.00	272	132.00	197	209.00	301	294.00	227
45.00	262	133.00	47	210.00	890	296.00	13835
46.00	30	134.00	942	211.00	1484	297.00	1833
48.00	62	135.00	2172	213.00	116	298.00	113
50.00	22408	136.00	1003	214.00	40	301.00	161
-----							
51.00	68128	137.00	1369	215.00	454	302.00	276
52.00	3303	138.00	330	216.00	165	303.00	1499
53.00	49	139.00	52	217.00	11597	304.00	427
55.00	399	140.00	232	218.00	1462	305.00	49
56.00	2098	141.00	3985	219.00	122	308.00	219
-----							
57.00	4086	142.00	1403	221.00	9891	309.00	75
58.00	176	143.00	938	222.00	253	310.00	160
60.00	168	144.00	310	223.00	2702	313.00	78
61.00	809	145.00	147	224.00	23208	314.00	657
62.00	1097	146.00	802	225.00	5365	315.00	1499
-----							
63.00	2565	147.00	1720	227.00	10608	316.00	714
64.00	340	148.00	5173	228.00	1469	317.00	55
65.00	1163	149.00	970	229.00	1975	320.00	59
67.00	113	150.00	296	230.00	247	321.00	420
69.00	95488	151.00	616	231.00	920	323.00	4192
-----							
70.00	460	152.00	172	232.00	247	324.00	843
71.00	29	153.00	1353	233.00	187	325.00	36
73.00	626	154.00	1022	234.00	617	326.00	92
74.00	7859	155.00	2063	235.00	625	327.00	903
75.00	11120	156.00	3018	236.00	473	328.00	417
-----							
76.00	1718	157.00	788	237.00	688	329.00	102
77.00	63504	158.00	788	238.00	102	332.00	344
78.00	4325	159.00	570	239.00	451	333.00	432
79.00	5733	160.00	1242	240.00	357	334.00	2576
80.00	4025	161.00	1924	241.00	661	335.00	671

Date : 19-MAY-2005 12:58

Client ID: DFTPP1V

Instrument: S1.i

Sample Info: DFTPP1V,DFTPP1V

Operator: KC

Column phase: DB-5MS

Column diameter: 0.25

Data File: S1E4486.D

Spectrum: Avg. Scans 56-58 ( 4.65), Background Scan 52

Location of Maximum: 198.00

Number of points: 299

m/z	Y	m/z	Y	m/z	Y	m/z	Y
81.00	5095	162.00	518	242.00	1204	336.00	43
82.00	1143	163.00	232	244.00	18792	339.00	82
83.00	905	164.00	162	245.00	2399	341.00	537
84.00	149	165.00	1460	246.00	3713	342.00	113
85.00	694	166.00	497	247.00	752	346.00	1112
86.00	1737	167.00	8311	248.00	177	347.00	87
87.00	798	168.00	4314	249.00	639	351.00	35
88.00	310	169.00	757	250.00	137	352.00	1235
89.00	211	170.00	254	251.00	178	353.00	959
90.00	44	171.00	376	252.00	127	354.00	1193
91.00	1347	172.00	834	253.00	409	355.00	276
92.00	1384	173.00	865	255.00	89936	359.00	86
93.00	11384	174.00	1819	256.00	12991	365.00	6368
94.00	568	175.00	3062	257.00	1114	366.00	896
95.00	197	176.00	895	258.00	6214	367.00	50
96.00	499	177.00	1565	259.00	967	370.00	133
98.00	8109	178.00	376	260.00	174	371.00	158
99.00	5089	179.00	6993	261.00	121	372.00	2185
100.00	499	180.00	3917	262.00	36	373.00	514
101.00	2412	181.00	2009	263.00	50	377.00	34
102.00	179	182.00	369	264.00	246	383.00	617
103.00	852	183.00	160	265.00	2520	384.00	197
104.00	1725	184.00	443	266.00	456	390.00	305
105.00	1587	185.00	3030	267.00	91	391.00	181
107.00	19888	186.00	21400	270.00	67	392.00	128
108.00	3090	187.00	5834	271.00	122	401.00	124
110.00	38320	188.00	494	272.00	296	402.00	788
111.00	5969	189.00	1496	273.00	2961	403.00	1186
112.00	732	190.00	230	274.00	8085	404.00	431
113.00	344	191.00	525	275.00	39448	421.00	945
114.00	145	192.00	2046	276.00	4998	422.00	145
117.00	22832	193.00	1994	277.00	3450	423.00	7031
118.00	1480	194.00	445	278.00	699	424.00	1409
119.00	226	195.00	87	279.00	139	425.00	159
120.00	335	196.00	5416	281.00	75	441.00	24552

Date : 19-MAY-2005 12:58

Client ID: DFTPP1V

Instrument: S1.i

Sample Info: DFTPP1V,DFTPP1V

Operator: KC

Column phase: DB-5MS

Column diameter: 0.25

Data File: S1E4486.D

Spectrum: Avg. Scans 56-58 ( 4.65), Background Scan 52

Location of Maximum: 198.00

Number of points: 299

m/z	Y	m/z	Y	m/z	Y	m/z	Y
121.00	181	198.00	169600	282.00	228	442.00	148224
122.00	1589	199.00	11633	283.00	395	443.00	28472
123.00	2305	200.00	796	284.00	298	444.00	2445
124.00	1222	201.00	1077	285.00	607	445.00	78
125.00	871	203.00	1160	286.00	124		

Date : 19-MAY-2005 12:58

Client ID: DFTPP1V

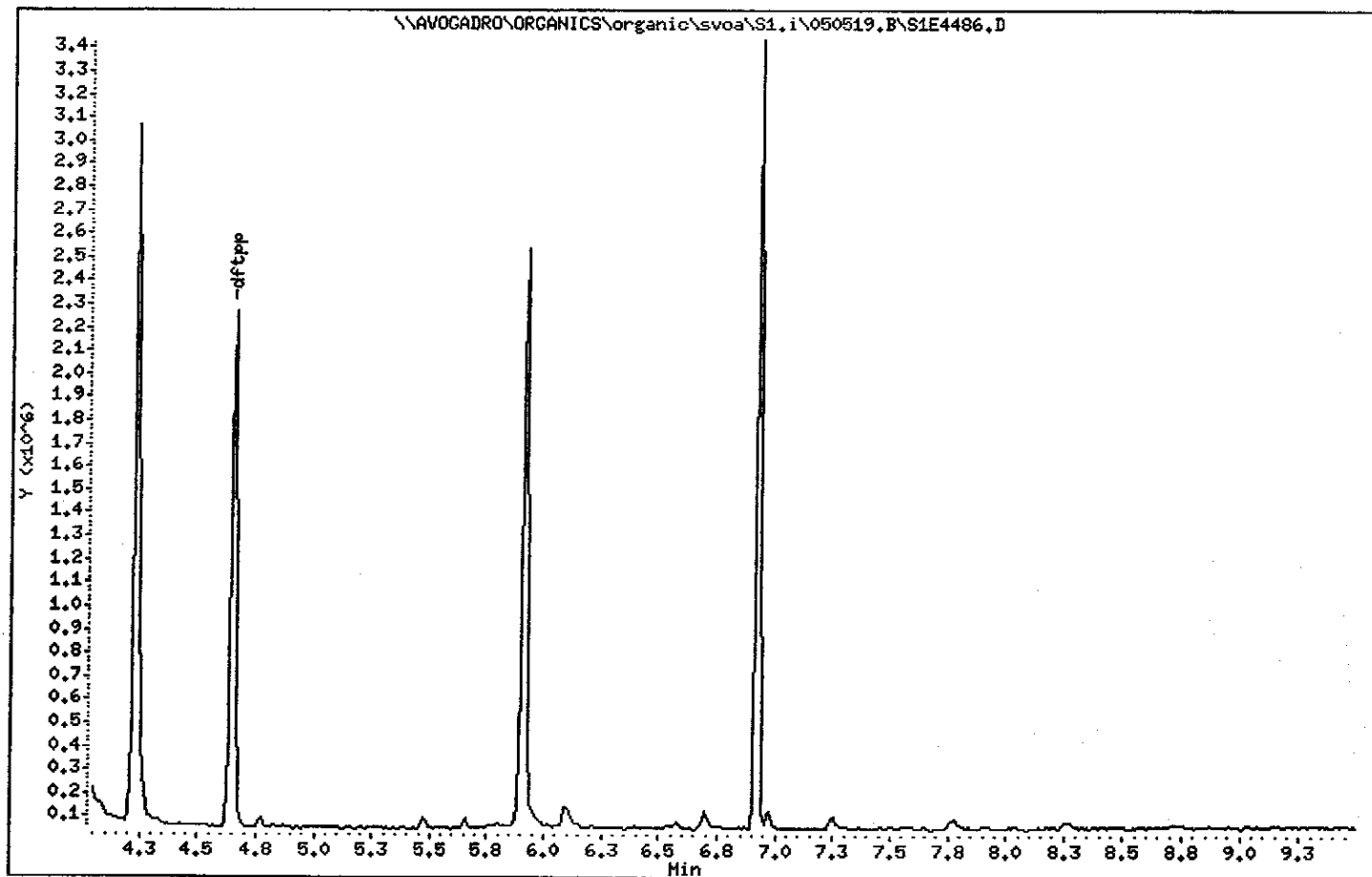
Instrument: S1.i

Sample Info: DFTPP1V,DFTPP1V

Operator: KC

Column phase: DB-5MS

Column diameter: 0.25



Date : 25-MAY-2005 08:36

Client ID: DFTPP1W

Instrument: S1.i

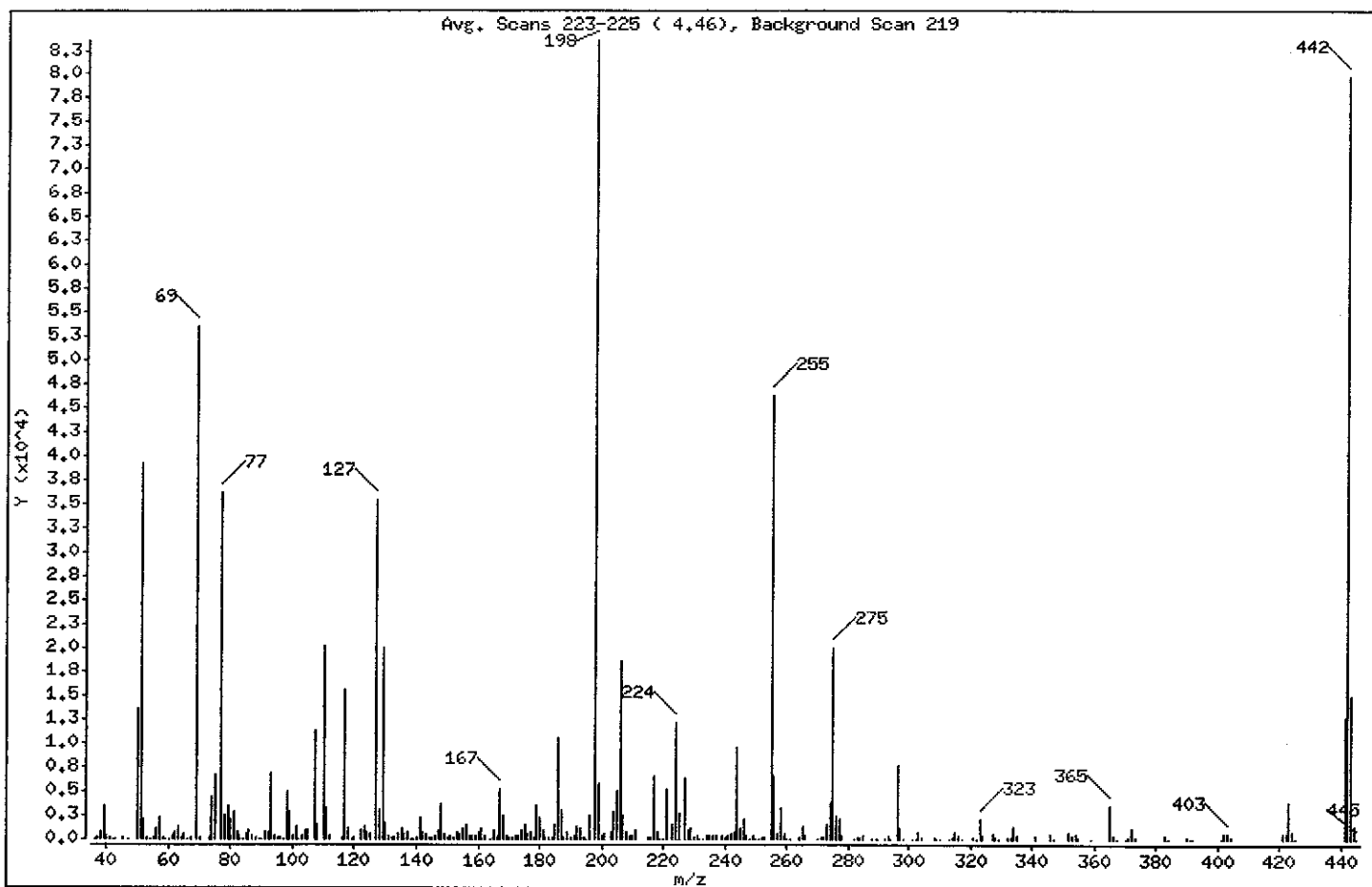
Sample Info: DFTPP1W,DFTPP1W

Operator: AW

Column phase: DB-5MS

Column diameter: 0.25

1 dftpp



m/e	ION ABUNDANCE CRITERIA	% RELATIVE ABUNDANCE
198	Base Peak, 100% relative abundance	100.00
51	30.00 - 80.00% of mass 198	47.10
68	Less than 2.00% of mass 69	0.00 ( 0.00)
69	Mass 69 relative abundance	64.12
70	Less than 2.00% of mass 69	0.18 ( 0.28)
127	25.00 - 75.00% of mass 198	42.31
197	Less than 1.00% of mass 198	0.00
199	5.00 - 9.00% of mass 198	6.84
275	10.00 - 30.00% of mass 198	23.94
365	Greater than 0.75% of mass 198	4.18
441	Present, but less than mass 443	15.19
442	40.00 - 110.00% of mass 198	95.39
443	15.00 - 24.00% of mass 442	18.03 ( 18.90)

Date : 25-MAY-2005 08:36

Client ID: DFTPP1W

Instrument: S1.i

Sample Info: DFTPP1W,DFTPP1W

Operator: AW

Column phase: DB-5MS

Column diameter: 0.25

Data File: S1E4505A.D

Spectrum: Avg. Scans 223-225 ( 4.46), Background Scan 219

Location of Maximum: 198.00

Number of points: 283

m/z	Y	m/z	Y	m/z	Y	m/z	Y
-----							
36.00	92	120.00	150	194.00	258	282.00	75
37.00	236	122.00	1043	195.00	37	283.00	225
38.00	817	123.00	1324	196.00	2519	284.00	117
39.00	3549	124.00	781	198.00	83560	285.00	333
40.00	324	125.00	484	199.00	5719	286.00	41
-----							
41.00	131	127.00	35352	200.00	431	289.00	58
42.00	61	128.00	3026	201.00	603	290.00	39
43.00	70	129.00	20000	203.00	683	292.00	44
45.00	128	130.00	1800	204.00	2920	293.00	400
47.00	41	131.00	328	205.00	5087	294.00	53
-----							
50.00	13625	132.00	213	206.00	18744	296.00	7777
51.00	39352	133.00	100	207.00	2424	297.00	1068
52.00	2179	134.00	535	208.00	751	298.00	47
53.00	103	135.00	1121	209.00	311	301.00	75
54.00	95	136.00	577	210.00	302	302.00	61
-----							
55.00	190	137.00	766	211.00	952	303.00	759
56.00	1244	138.00	62	215.00	270	304.00	197
57.00	2380	139.00	92	216.00	150	308.00	97
58.00	132	140.00	114	217.00	6549	309.00	37
59.00	44	141.00	2380	218.00	808	310.00	57
-----							
60.00	45	142.00	813	219.00	45	313.00	34
61.00	468	143.00	543	220.00	51	314.00	200
62.00	714	144.00	120	221.00	5153	315.00	790
63.00	1419	145.00	115	223.00	1519	316.00	397
64.00	239	146.00	453	224.00	12065	317.00	36
-----							
65.00	616	147.00	1034	225.00	2743	321.00	211
66.00	83	148.00	3567	227.00	6431	322.00	48
67.00	132	149.00	522	228.00	897	323.00	2142
69.00	53576	150.00	147	229.00	1126	324.00	414
70.00	151	151.00	315	230.00	238	327.00	541
-----							
73.00	205	152.00	119	231.00	435	328.00	181
74.00	4511	153.00	683	232.00	88	329.00	38
75.00	6740	154.00	502	233.00	38	332.00	163
77.00	36160	155.00	1083	234.00	439	333.00	148
78.00	2520	156.00	1540	235.00	303	334.00	1423

Date : 25-MAY-2005 08:36

Client ID: DFTPP1W

Instrument: S1.i

Sample Info: DFTPP1W,DFTPP1W

Operator: AW

Column phase: DB-5MS

Column diameter: 0.25

Data File: S1E4505A.D

Spectrum: Avg. Scans 223-225 ( 4.46), Background Scan 219

Location of Maximum: 198.00

Number of points: 283

m/z	Y	m/z	Y	m/z	Y	m/z	Y
-----							
79.00	3476	157.00	358	236.00	366	335.00	353
80.00	2201	158.00	392	237.00	344	341.00	290
81.00	2907	159.00	290	239.00	290	346.00	527
82.00	692	160.00	767	240.00	165	347.00	43
83.00	382	161.00	1059	241.00	294	352.00	709
-----							
84.00	46	162.00	307	242.00	600	353.00	430
85.00	482	164.00	96	243.00	835	354.00	637
86.00	1057	165.00	908	244.00	9665	355.00	97
87.00	356	166.00	374	245.00	1175	359.00	37
88.00	114	167.00	5233	246.00	2096	365.00	3489
-----							
89.00	35	168.00	2508	247.00	463	366.00	411
90.00	35	169.00	421	248.00	62	367.00	34
91.00	787	170.00	143	249.00	371	370.00	37
92.00	825	171.00	224	250.00	88	371.00	155
93.00	6965	172.00	426	251.00	69	372.00	1219
-----							
94.00	358	173.00	464	252.00	114	373.00	239
95.00	158	174.00	993	253.00	199	383.00	345
96.00	268	175.00	1550	255.00	46456	384.00	52
97.00	48	176.00	517	256.00	6534	390.00	207
98.00	4916	177.00	861	257.00	512	391.00	39
-----							
99.00	2921	178.00	144	258.00	3274	392.00	38
100.00	327	179.00	3444	259.00	505	401.00	41
101.00	1387	180.00	2392	260.00	69	402.00	509
102.00	91	181.00	976	261.00	55	403.00	671
103.00	473	182.00	144	264.00	141	404.00	193
-----							
104.00	1013	183.00	102	265.00	1300	421.00	556
105.00	895	184.00	160	266.00	302	422.00	521
107.00	11327	185.00	1492	270.00	56	423.00	3855
108.00	1587	186.00	10567	271.00	162	424.00	712
110.00	20184	187.00	3007	272.00	120	425.00	62
-----							
111.00	3202	188.00	252	273.00	1530	441.00	12691
112.00	410	189.00	744	274.00	3839	442.00	79712
116.00	110	190.00	154	275.00	20000	443.00	15063
117.00	15645	191.00	352	276.00	2540	444.00	1314
118.00	1062	192.00	1363	277.00	2137	445.00	88

Date : 25-MAY-2005 08:36

Client ID: DFTPP1W

Instrument: S1.i

Sample Info: DFTPP1W,DFTPP1W

Operator: AW

Column phase: DB-5MS

Column diameter: 0.25

Data File: S1E4505A.D

Spectrum: Avg. Scans 223-225 ( 4.46), Background Scan 219

Location of Maximum: 198.00

Number of points: 283

m/z	Y	m/z	Y	m/z	Y	m/z	Y
119.00	41	193.00	1203	278.00	341		



Date : 25-MAY-2005 08:36

Client ID: DFTPP1W

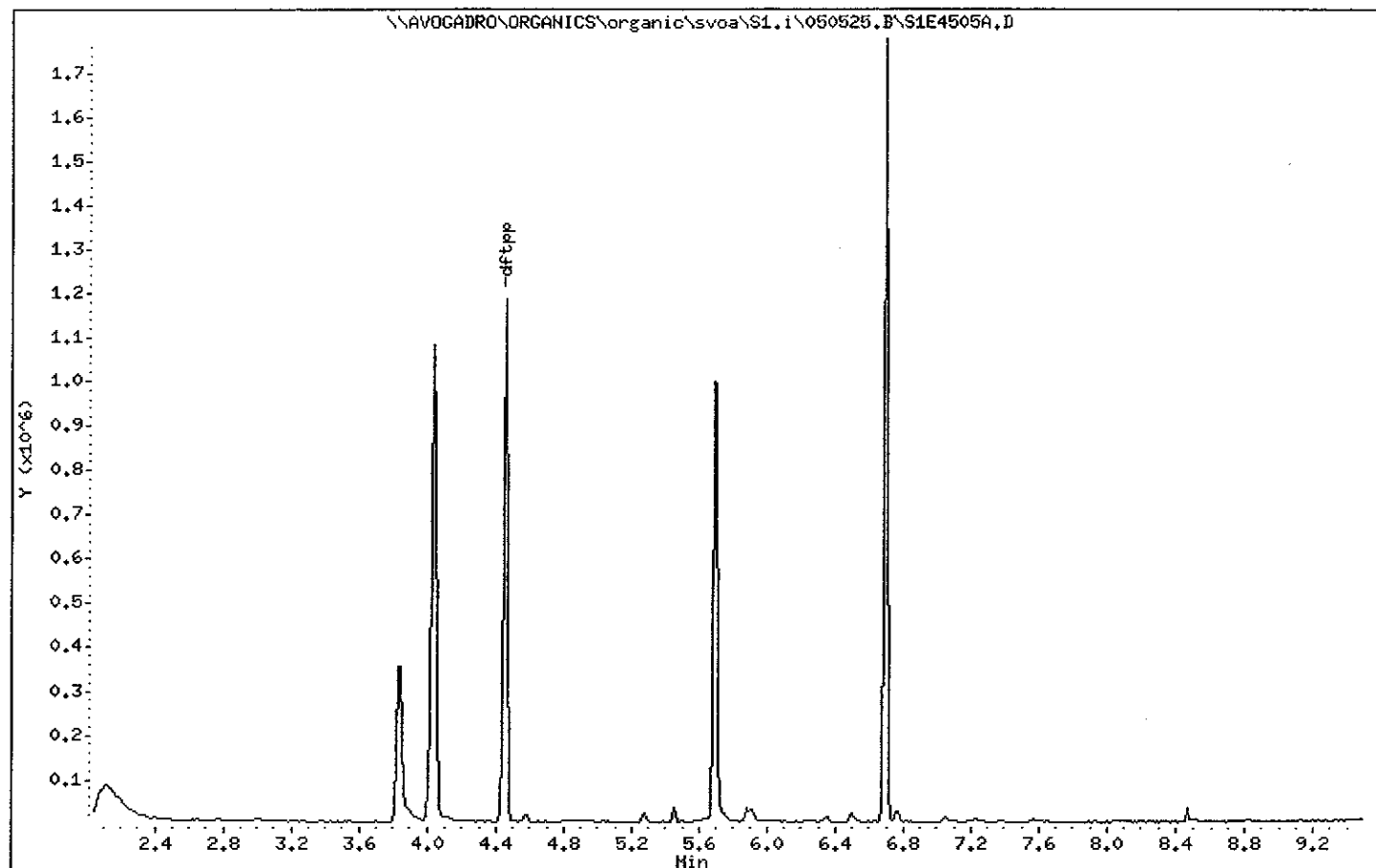
Instrument: S1.i

Sample Info: DFTPP1W,DFTPP1W

Operator: AW

Column phase: DB-5MS

Column diameter: 0.25



1C  
SEMIVOLATILE ORGANICS ANALYSIS DATA SHEET

EPA SAMPLE NO.

SBLK1X

Lab Name: MITKEM CORPORATION Contract: \_\_\_\_\_

Lab Code: MITKEM Case No.: \_\_\_\_\_ SAS No.: \_\_\_\_\_ SDG No.: MD0523

Matrix: (soil/water) SOIL Lab Sample ID: MB-18109

Sample wt/vol: 30.0(g/mL) G Lab File ID: S1E4510

Level: (low/med) LOW Date Received: \_\_\_\_\_

% Moisture: 0 Decanted: (Y/N) N Date Extracted: 05/13/05

Concentrated Extract Volume: 500 (uL) Date Analyzed: 05/25/05

Injection Volume: 2.0 (uL) Dilution Factor: 1.0

GPC Cleanup: (Y/N) Y pH: \_\_\_\_\_ Extraction: (Type) SONC

CONCENTRATION UNITS:  
(ug/L or ug/Kg) UG/KG Q

CAS NO.	COMPOUND		
100-52-7	Benzaldehyde	330	U
108-95-2	Phenol	330	U
111-44-4	bis(2-Chloroethyl) Ether	330	U
95-57-8	2-Chlorophenol	330	U
95-48-7	2-Methylphenol	330	U
108-60-1	2,2'-oxybis(1-Chloropropane)	330	U
98-86-2	Acetophenone	330	U
106-44-5	4-Methylphenol	330	U
621-64-7	N-Nitroso-di-n-propylamine	330	U
67-72-1	Hexachloroethane	330	U
98-95-3	Nitrobenzene	330	U
78-59-1	Isophorone	330	U
88-75-5	2-Nitrophenol	330	U
105-67-9	2,4-Dimethylphenol	330	U
111-91-1	bis(2-Chloroethoxy)methane	330	U
120-83-2	2,4-Dichlorophenol	330	U
91-20-3	Naphthalene	330	U
106-47-8	4-Chloroaniline	330	U
87-68-3	Hexachlorobutadiene	330	U
105-60-2	Caprolactam	330	U
59-50-7	4-Chloro-3-Methylphenol	330	U
91-57-6	2-Methylnaphthalene	330	U
77-47-4	Hexachlorocyclopentadiene	330	U
88-06-2	2,4,6-Trichlorophenol	330	U
95-95-4	2,4,5-Trichlorophenol	830	U
92-52-4	1,1'-Biphenyl	330	U
91-58-7	2-Chloronaphthalene	330	U
88-74-4	2-Nitroaniline	830	U
131-11-3	Dimethylphthalate	330	U
606-20-2	2,6-Dinitrotoluene	330	U
208-96-8	Acenaphthylene	330	U
99-09-2	3-Nitroaniline	830	U
83-32-9	Acenaphthene	330	U

1D  
SEMIVOLATILE ORGANICS ANALYSIS DATA SHEET

EPA SAMPLE NO.

SBLK1X

Lab Name: MITKEM CORPORATION Contract: \_\_\_\_\_

Lab Code: MITKEM Case No.: \_\_\_\_\_ SAS No.: \_\_\_\_\_ SDG No.: MD0523

Matrix: (soil/water) SOIL Lab Sample ID: MB-18109

Sample wt/vol: 30.0 (g/mL) G Lab File ID: S1E4510

Level: (low/med) LOW Date Received: \_\_\_\_\_

% Moisture: 0 Decanted: (Y/N) N Date Extracted: 05/13/05

Concentrated Extract Volume: 500 (uL) Date Analyzed: 05/25/05

Injection Volume: 2.0 (uL) Dilution Factor: 1.0

GPC Cleanup: (Y/N) Y pH: \_\_\_\_\_ Extraction: (Type) SONC

CAS NO. COMPOUND

CONCENTRATION UNITS:  
(ug/L or ug/Kg) UG/KG Q

51-28-5	2,4-Dinitrophenol	830	U
100-02-7	4-Nitrophenol	830	U
132-64-9	Dibenzofuran	330	U
121-14-2	2,4-Dinitrotoluene	330	U
84-66-2	Diethylphthalate	330	U
86-73-7	Fluorene	330	U
7005-72-3	4-Chlorophenyl-phenylether	330	U
100-01-6	4-Nitroaniline	830	U
534-52-1	4,6-Dinitro-2-methylphenol	830	U
86-30-6	N-Nitrosodiphenylamine (1)	330	U
101-55-3	4-Bromophenyl-phenylether	330	U
118-74-1	Hexachlorobenzene	330	U
1912-24-9	Atrazine	330	U
87-86-5	Pentachlorophenol	830	U
85-01-8	Phenanthrene	330	U
120-12-7	Anthracene	330	U
86-74-8	Carbazole	330	U
84-74-2	Di-n-butylphthalate	330	U
206-44-0	Fluoranthene	330	U
129-00-0	Pyrene	330	U
85-68-7	Butylbenzylphthalate	330	U
91-94-1	3,3'-Dichlorobenzidine	330	U
56-55-3	Benzo(a)anthracene	330	U
218-01-9	Chrysene	330	U
117-81-7	bis(2-Ethylhexyl)phthalate	330	U
117-84-0	Di-n-octylphthalate	330	U
205-99-2	Benzo(b)fluoranthene	330	U
207-08-9	Benzo(k)fluoranthene	330	U
50-32-8	Benzo(a)pyrene	330	U
193-39-5	Indeno(1,2,3-cd)pyrene	330	U
53-70-3	Dibenzo(a,h)anthracene	330	U
191-24-2	Benzo(g,h,i)perylene	330	U

(1) - Cannot be separated from Diphenylamine

1G  
SEMIVOLATILE ORGANICS ANALYSIS DATA SHEET  
TENTATIVELY IDENTIFIED COMPOUNDS

EPA SAMPLE NO.

SBLK1X

Lab Name: MITKEM CORPORATION Contract: \_\_\_\_\_

Lab Code: MITKEM Case No.: \_\_\_\_\_ SAS No.: \_\_\_\_\_ SDG No.: MD0523

Matrix: (soil/water) SOIL Lab Sample ID: MB-18109

Sample wt/vol: 30.0 (g/mL) G Lab File ID: S1E4510

Level: (low/med) LOW Date Received: \_\_\_\_\_

% Moisture: \_\_\_\_\_ Decanted: (Y/N) \_\_\_\_\_ Date Extracted: 05/13/05

Concentrated Extract Volume: 500 (uL) Date Analyzed: 05/25/05

Injection Volume: 2.0 (uL) Dilution Factor: 1.0

GPC Cleanup: (Y/N) Y pH: \_\_\_\_\_ Extraction: (Type) SONC

CONCENTRATION UNITS:  
(ug/L or ug/Kg) ug/Kg

Number TICs found: 0

CAS NUMBER	COMPOUND NAME	RT	EST. CONC.	Q
1.				
2.				
3.				
4.				
5.				
6.				
7.				
8.				
9.				
10.				
11.				
12.				
13.				
14.				
15.				
16.				
17.				
18.				
19.				
20.				
21.				
22.				
23.				
24.				
25.				
26.				
27.				
28.				
29.				
30.				

Data File: \\AVOCADRON\ORGANICS\organic\svoa\S1.1\050525.B\S1E4510.D

Date : 25-MAY-2005 11:04

Client ID: SBLK1X

Sample Info: MB-18109,SBLK1X,18109

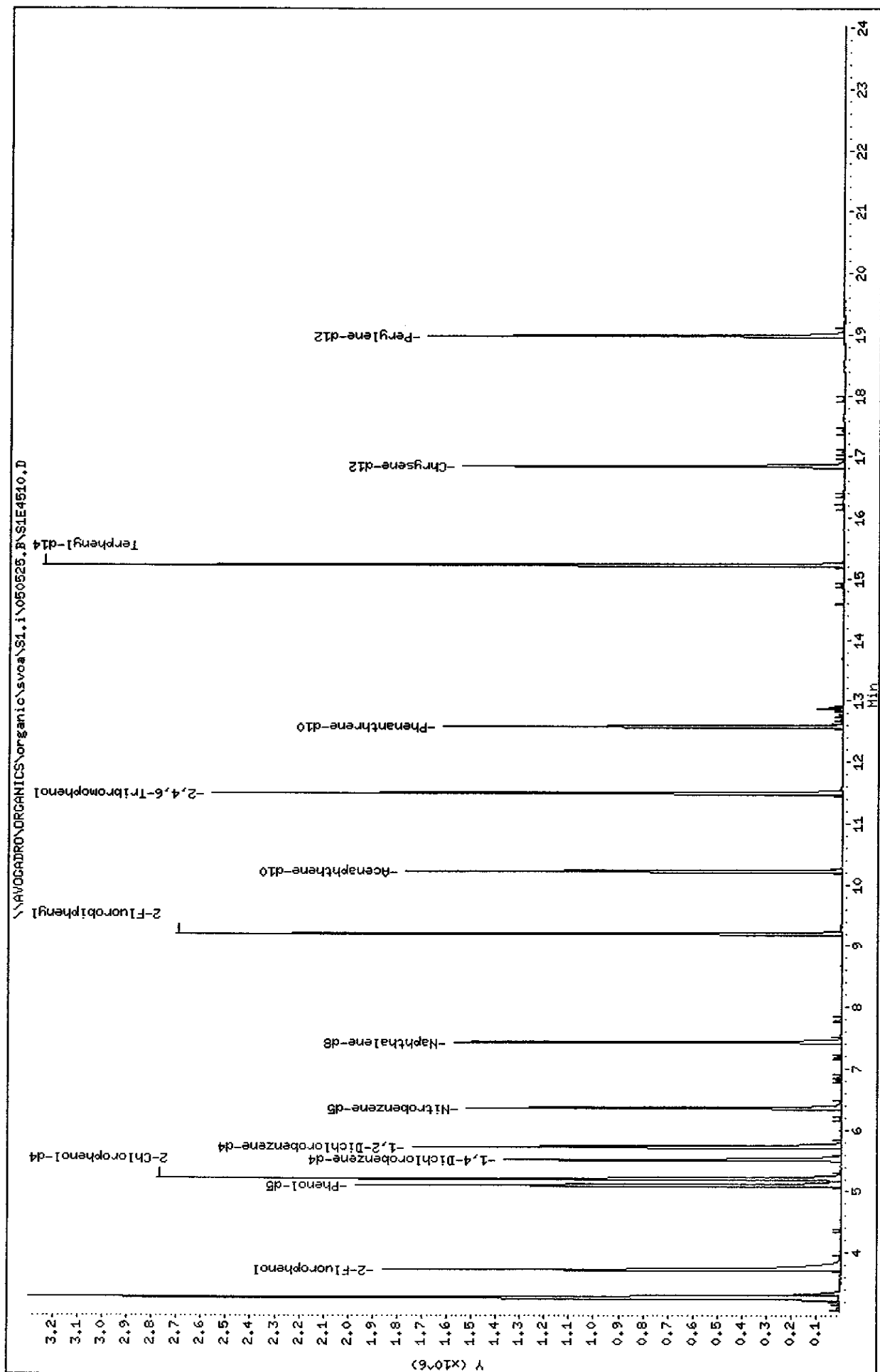
Volume Injected (ul): 2.0

Column phase: DB-5MS

Instrument: S1.1

Operator: AW SRC: LIMS

Column diameter: 0.25



Data File: S1E4510.D  
Report Date: 26-May-2005 15:51

Mitkem Corporation

CLP OLM04.1 QUANTITATION REPORT

Data file : \\AVOGADRO\ORGANICS\organic\svoa\S1.i\050525.B\S1E4510.D  
Lab Smp Id: MB-18109 Client Smp ID: SBLK1X  
Inj Date : 25-MAY-2005 11:04  
Operator : AW SRC: LIMS Inst ID: S1.i  
Smp Info : MB-18109,SBLK1X,18109  
Misc Info :  
Comment :  
Method : \\AVOGADRO\ORGANICS\organic\svoa\S1.i\050525.B\s1\_olm4\_2\_S.m  
Meth Date : 25-May-2005 09:24 mtl Quant Type: ISTD  
Cal Date : 25-MAY-2005 08:53 Cal File: S1E4506.D  
Als bottle: 5 QC Sample: BLANK ✓  
Dil Factor: 1.00000  
Integrator: HP RTE Compound Sublist: OLM4.sub  
Target Version: 4.03

Concentration Formula:  $\text{Amt} * \text{DF} * \text{Uf} * (\text{Vt}/\text{Vi}) * (1/\text{Ws}) * (100/((100-\text{M})))$

Name	Value	Description
DF	1.000	Dilution Factor
Uf	2.000	GPC correction factor
Vt	500.000	Volume of final extract (uL) (1000 low, 2
Vi	2.000	Volume injected (uL)
Ws	30.000	Weight of sample extracted (g)
M	0.000	% Moisture

Compounds	QUANT SIG				CONCENTRATIONS		
	MASS	RT	EXP RT	REL RT	RESPONSE	ON-COLUMN ( ng)	FINAL (ug/Kg)
\$ 1 2-Fluorophenol	112	3.736	3.726	(0.677)	821624	90.9828	1500
\$ 3 Phenol-d5	99	5.108	5.098	(0.926)	924199	91.2791	1500
\$ 6 2-Chlorophenol-d4	132	5.205	5.206	(0.943)	1000852	92.0031	1500
* 8 1,4-Dichlorobenzene-d4	152	5.519	5.520	(1.000)	329414	40.0000	
\$ 9 1,2-Dichlorobenzene-d4	152	5.734	5.736	(1.039)	415386	53.8130	900
\$ 16 Nitrobenzene-d5	82	6.361	6.373	(0.855)	613255	64.5768	1100
* 23 Naphthalene-d8	136	7.441	7.443	(1.000)	1105742	40.0000	
\$ 33 2-Fluorobiphenyl	172	9.192	9.204	(0.900)	1160204	66.2810	1100
* 41 Acenaphthene-d10	164	10.218	10.219	(1.000)	571539	40.0000	
\$ 53 2,4,6-Tribromophenol	330	11.493	11.505	(0.913)	500918	104.122	1700
* 58 Phenanthrene-d10	188	12.595	12.596	(1.000)	901246	40.0000	
\$ 65 Terphenyl-d14	244	15.231	15.232	(0.904)	1515039	97.1550	1600
* 69 Chrysene-d12	240	16.851	16.863	(1.000)	829293	40.0000	
* 76 Perylene-d12	264	18.980	18.992	(1.000)	888495	40.0000	

05/24/05  
AW

K

Data File: S1E4510.D  
Report Date: 26-May-2005 15:51

Mitkem Corporation

CLP OLM04.1 QUANTITATION REPORT

Data file : \\AVOGADRO\ORGANICS\organic\svoa\S1.i\050525.B\S1E4510.D  
Lab Smp Id: MB-18109 Client Smp ID: SBLK1X  
Inj Date : 25-MAY-2005 11:04  
Operator : AW SRC: LIMS Inst ID: S1.i  
Smp Info : MB-18109,SBLK1X,18109  
Misc Info :  
Comment :  
Method : \\AVOGADRO\ORGANICS\organic\svoa\S1.i\050525.B\s1\_olm4\_2\_S.m  
Meth Date : 25-May-2005 09:24 mtl Quant Type: ISTD  
Cal Date : 25-MAY-2005 08:53 Cal File: S1E4506.D  
Als bottle: 5 QC Sample: BLANK  
Dil Factor: 1.00000  
Integrator: HP RTE Compound Sublist: OLM4.sub  
Target Version: 4.03

- NO TENTATIVELY IDENTIFIED COMPOUNDS -

1C  
SEMIVOLATILE ORGANICS ANALYSIS DATA SHEET

EPA SAMPLE NO.

S1XLCS

Lab Name: MITKEM CORPORATION Contract: \_\_\_\_\_

Lab Code: MITKEM Case No.: \_\_\_\_\_ SAS No.: \_\_\_\_\_ SDG No.: MD0523

Matrix: (soil/water) SOIL Lab Sample ID: LCS-18109

Sample wt/vol: 30.0 (g/mL) G Lab File ID: S1E4511

Level: (low/med) LOW Date Received: \_\_\_\_\_

% Moisture: 0 Decanted: (Y/N) N Date Extracted: 05/13/05

Concentrated Extract Volume: 500 (uL) Date Analyzed: 05/25/05

Injection Volume: 2.0 (uL) Dilution Factor: 1.0

GPC Cleanup: (Y/N) Y pH: \_\_\_\_\_ Extraction: (Type) SONC

CONCENTRATION UNITS:  
(ug/L or ug/Kg) UG/KG Q

CAS NO.	COMPOUND		
100-52-7	Benzaldehyde	330	U
108-95-2	Phenol	1600	
111-44-4	bis (2-Chloroethyl) Ether	330	U
95-57-8	2-Chlorophenol	1600	
95-48-7	2-Methylphenol	330	U
108-60-1	2,2'-oxybis (1-Chloropropane)	330	U
98-86-2	Acetophenone	330	U
106-44-5	4-Methylphenol	330	U
621-64-7	N-Nitroso-di-n-propylamine	900	
67-72-1	Hexachloroethane	330	U
98-95-3	Nitrobenzene	330	U
78-59-1	Isophorone	330	U
88-75-5	2-Nitrophenol	330	U
105-67-9	2,4-Dimethylphenol	330	U
111-91-1	bis (2-Chloroethoxy) methane	330	U
120-83-2	2,4-Dichlorophenol	330	U
91-20-3	Naphthalene	330	U
106-47-8	4-Chloroaniline	330	U
87-68-3	Hexachlorobutadiene	330	U
105-60-2	Caprolactam	330	U
59-50-7	4-Chloro-3-Methylphenol	1700	
91-57-6	2-Methylnaphthalene	330	U
77-47-4	Hexachlorocyclopentadiene	330	U
88-06-2	2,4,6-Trichlorophenol	330	U
95-95-4	2,4,5-Trichlorophenol	830	U
92-52-4	1,1'-Biphenyl	330	U
91-58-7	2-Chloronaphthalene	330	U
88-74-4	2-Nitroaniline	830	U
131-11-3	Dimethylphthalate	330	U
606-20-2	2,6-Dinitrotoluene	330	U
208-96-8	Acenaphthylene	330	U
99-09-2	3-Nitroaniline	830	U
83-32-9	Acenaphthene	1300	



1D  
SEMIVOLATILE ORGANICS ANALYSIS DATA SHEET

EPA SAMPLE NO.

S1XLCS

Lab Name: MITKEM CORPORATION Contract: \_\_\_\_\_

Lab Code: MITKEM Case No.: \_\_\_\_\_ SAS No.: \_\_\_\_\_ SDG No.: MD0523

Matrix: (soil/water) SOIL Lab Sample ID: LCS-18109

Sample wt/vol: 30.0 (g/mL) G Lab File ID: S1E4511

Level: (low/med) LOW Date Received: \_\_\_\_\_

% Moisture: 0 Decanted: (Y/N) N Date Extracted: 05/13/05

Concentrated Extract Volume: 500 (uL) Date Analyzed: 05/25/05

Injection Volume: 2.0 (uL) Dilution Factor: 1.0

GPC Cleanup: (Y/N) Y pH: \_\_\_\_\_ Extraction: (Type) SONC

CAS NO. COMPOUND

CONCENTRATION UNITS:  
(ug/L or ug/Kg) UG/KG Q

51-28-5	2,4-Dinitrophenol	830	U
100-02-7	4-Nitrophenol	1900	
132-64-9	Dibenzofuran	330	U
121-14-2	2,4-Dinitrotoluene	1200	
84-66-2	Diethylphthalate	330	U
86-73-7	Fluorene	330	U
7005-72-3	4-Chlorophenyl-phenylether	330	U
100-01-6	4-Nitroaniline	830	U
534-52-1	4,6-Dinitro-2-methylphenol	830	U
86-30-6	N-Nitrosodiphenylamine (1)	330	U
101-55-3	4-Bromophenyl-phenylether	330	U
118-74-1	Hexachlorobenzene	330	U
1912-24-9	Atrazine	330	U
87-86-5	Pentachlorophenol	1600	
85-01-8	Phenanthrene	330	U
120-12-7	Anthracene	330	U
86-74-8	Carbazole	330	U
84-74-2	Di-n-butylphthalate	330	U
206-44-0	Fluoranthene	330	U
129-00-0	Pyrene	1700	
85-68-7	Butylbenzylphthalate	330	U
91-94-1	3,3'-Dichlorobenzidine	330	U
56-55-3	Benzo(a)anthracene	330	U
218-01-9	Chrysene	330	U
117-81-7	bis(2-Ethylhexyl)phthalate	1100	
117-84-0	Di-n-octylphthalate	330	U
205-99-2	Benzo(b)fluoranthene	330	U
207-08-9	Benzo(k)fluoranthene	330	U
50-32-8	Benzo(a)pyrene	330	U
193-39-5	Indeno(1,2,3-cd)pyrene	330	U
53-70-3	Dibenzo(a,h)anthracene	330	U
191-24-2	Benzo(g,h,i)perylene	330	U

(1) - Cannot be separated from Diphenylamine



Data File: S1E4511.D  
Report Date: 25-May-2005 14:43

Mitkem Corporation

CLP OLM04.1 QUANTITATION REPORT

Data file : \\AVOGADRO\ORGANICS\organic\svoa\S1.i\050525.B\S1E4511.D  
Lab Smp Id: LCS-18109 Client Smp ID: S1XLCS  
Inj Date : 25-MAY-2005 11:36  
Operator : AW SRC: LIMS Inst ID: S1.i  
Smp Info : LCS-18109,S1XLCS,18109  
Misc Info :  
Comment :  
Method : \\AVOGADRO\ORGANICS\organic\svoa\S1.i\050525.B\s1\_olm4\_2\_S.m  
Meth Date : 25-May-2005 09:24 mtl Quant Type: ISTD  
Cal Date : 25-MAY-2005 08:53 Cal File: S1E4506.D  
Als bottle: 6 QC Sample: LCS  
Dil Factor: 1.00000  
Integrator: HP RTE Compound Sublist: OLM4.sub  
Target Version: 4.03  
Processing Host: TARGET11

Concentration Formula:  $\text{Amt} * \text{DF} * \text{Uf} * (\text{Vt}/\text{Vi}) * (1/\text{Ws}) * (100/(100-\text{M}))$

Name	Value	Description
DF	1.000	Dilution Factor
Uf	2.000	GPC correction factor
Vt	500.000	Volume of final extract (uL) (1000 low, 2
Vi	2.000	Volume injected (uL)
Ws	30.000	Weight of sample extracted (g)
M	0.000	% Moisture

Compounds	QUANT SIG	MASS	RT	EXP RT	REL RT	RESPONSE	CONCENTRATIONS	
							ON COLUMN ( ng)	FINAL (ug/Kg)
\$ 1 2-Fluorophenol		112	3.747	3.726	(0.679)	853010	95.7910	1600
\$ 3 Phenol-d5		99	5.109	5.098	(0.926)	864314	86.5689	1400
4 Phenol ✓		94	5.130	5.120	(0.930)	933610	93.3184	1600
\$ 6 2-Chlorophenol-d4		132	5.206	5.206	(0.943)	973637	90.7641	1500
7 2-Chlorophenol ✓		128	5.238	5.228	(0.949)	930881	94.0188	1600
* 8 1,4-Dichlorobenzene-d4		152	5.519	5.520	(1.000)	324831	40.0000	
\$ 9 1,2-Dichlorobenzene-d4		152	5.735	5.736	(1.039)	408027	53.6055	890
14 N-Nitroso-di-n-propylamine ✓		70	6.189	6.200	(1.121)	350827	54.1955	900
\$ 16 Nitrobenzene-d5		82	6.362	6.373	(0.855)	598596	63.0477	1100
* 23 Naphthalene-d8		136	7.442	7.443	(1.000)	1105487	40.0000	
28 4-Chloro-3-Methylphenol ✓		107	8.458	8.480	(1.136)	696708	103.494	1700
\$ 33 2-Fluorobiphenyl		172	9.192	9.204	(0.900)	1157146	72.3799	1200
* 41 Acenaphthene-d10		164	10.219	10.219	(1.000)	522000	40.0000	

Data File: S1E4511.D  
Report Date: 25-May-2005 14:43

Compounds	QUANT SIG	CONCENTRATIONS					
		MASS	RT	EXP RT	REL RT	RESPONSE	ON-COLUMN ( ng)
=====	====	==	=====	=====	=====	=====	=====
42 Acenaphthene ✓	153	10.273	10.273	(1.005)	1007671	78.9161	1300
44 4-Nitrophenol ✓	109	10.618	10.630	(1.039)	258325	111.782	1900
46 2,4-Dinitrotoluene ✓	165	10.618	10.630	(1.039)	387819	70.2529	1200
\$ 53 2,4,6-Tribromophenol	330	11.494	11.505	(0.913)	450105	109.278	1800
57 Pentachlorophenol ✓	266	12.325	12.337	(0.979)	214918	95.4886	1600
* 58 Phenanthrene-d10	188	12.596	12.596	(1.000)	771615	40.0000	
64 Pyrene ✓	202	14.886	14.886	(0.883)	1616293	100.241	1700
\$ 65 Terphenyl-d14	244	15.232	15.232	(0.904)	1181761	95.9734	1600
* 69 Chrysene d12	240	16.852	16.863	(1.000)	654829	40.0000	
71 bis(2-Ethylhexyl)phthalate	149	17.079	17.079	(1.013)	799359	65.5898	1100
* 76 Perylene-d12	264	18.980	18.992	(1.000)	684521	40.0000	

OK/KC/AL


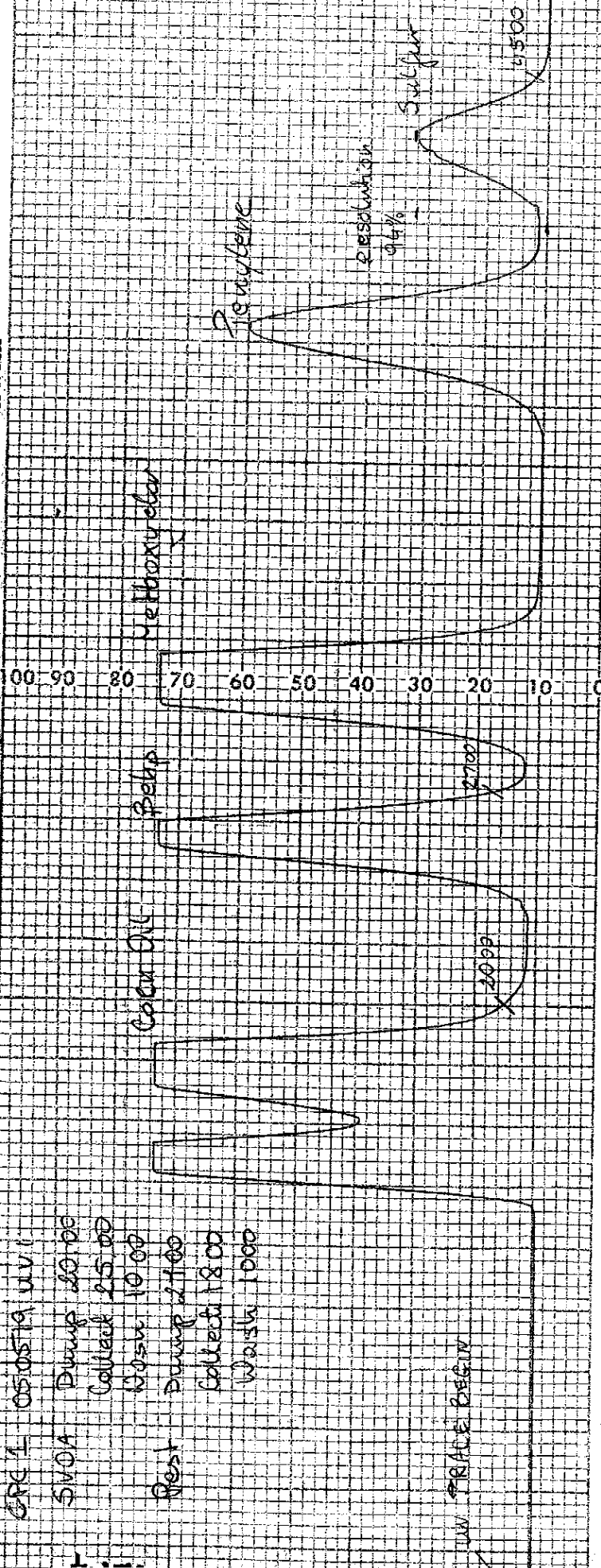
KC

INJECTION VOLUME: 5  $\mu$ l

Notes

GPC 1 0510519 UV1  
 SVOA Pump 20.00  
 Collect 25.00  
 Wash 10.00  
 Rest Pump 27.00  
 Collect 18.00  
 Wash 10.00

PRINTED IN U.S.A.



Rate: 5.09 ml/min

COLUMN ID: S

Position #

Date

5-19-05

5-19-5

23

22

21

20

19

18

Logbook ID 50.01 2.1

Acceptance Criteria: C



Data File: \\AVOGADRO\ORGANICS\organic\svoa\S1.i\050525.B\S1E4513.D

Date : 25-MAY-2005 13:10

Client ID:

Sample Info: GPC-CHECK-SB1

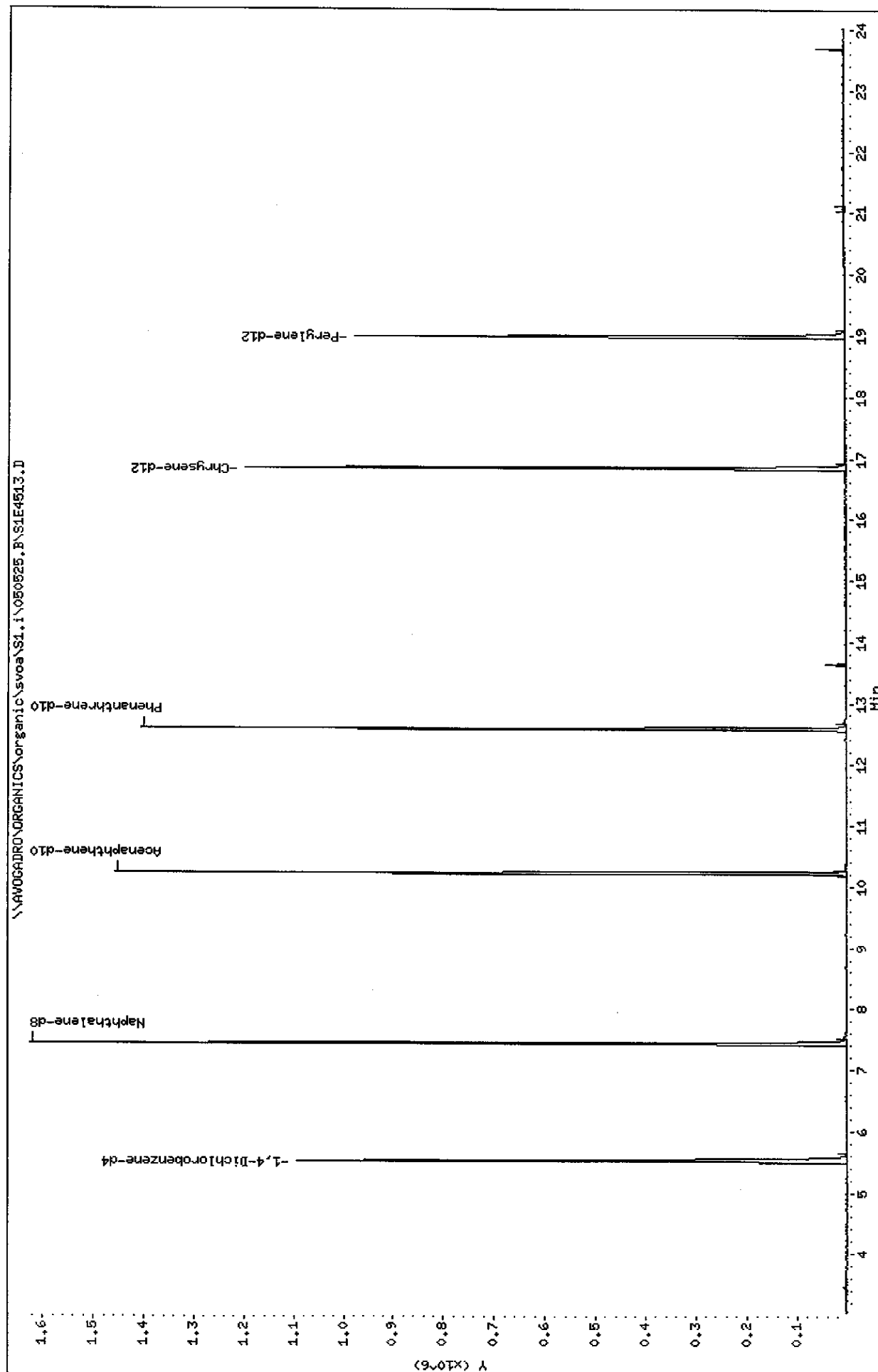
Volume Injected (uL): 2.0

Column phase: DB-5MS

Instrument: S1.i

Operator: AM SRC: AM

Column diameter: 0.25



Data File: S1E4513.D  
Report Date: 25-May-2005 14:45

Mitkem Corporation

CLP OLM04.1 QUANTITATION REPORT

Data file : \\AVOGADRO\ORGANICS\organic\svoa\S1.i\050525.B\S1E4513.D  
Lab Smp Id: GPC-CHECK-SB1  
Inj Date : 25-MAY-2005 13:10  
Operator : AW SRC: AW Inst ID: S1.i  
Smp Info : GPC-CHECK-SB1  
Misc Info : 050519  
Comment :  
Method : \\AVOGADRO\ORGANICS\organic\svoa\S1.i\050525.B\s1\_olm4\_2\_S.m  
Meth Date : 25-May-2005 09:24 mtl Quant Type: ISTD  
Cal Date : 25-MAY-2005 08:53 Cal File: S1E4506.D  
Als bottle: 8 QC Sample: BLANK  
Dil Factor: 1.00000  
Integrator: HP RTE Compound Sublist: OLM4.sub  
Target Version: 4.03  
Processing Host: TARGET11

Concentration Formula:  $\text{Amt} * \text{DF} * \text{Uf} * (\text{Vt}/\text{Vi}) * (1/\text{Vo})$

Name	Value	Description
DF	1.000	Dilution Factor
Uf	1.000	GPC Correction Factor
Vt	1000.000	Volume of final extract (uL)
Vi	2.000	Volume injected (uL)
Vo	1000.000	Volume of sample extracted (mL)

Compounds	QUANT SIG				RESPONSE	CONCENTRATIONS	
	MASS	RT	EXP RT	REL RT		ON-COLUMN ( ng)	FINAL ( ug/L)
* 8 1,4-Dichlorobenzene-d4	152	5.510	5.520	(1.000)	286726	40.0000	
* 23 Naphthalene-d8	136	7.433	7.443	(1.000)	980410	40.0000	
* 41 Acenaphthene-d10	164	10.210	10.219	(1.000)	468662	40.0000	
* 58 Phenanthrene-d10	188	12.586	12.596	(1.000)	667867	40.0000	
* 69 Chrysene-d12	240	16.843	16.863	(1.000)	627068	40.0000	
* 76 Perylene-d12	264	18.982	18.992	(1.000)	573023	40.0000	

05/26/01  
AW



Data File: \\AVOCADRO\ORGANICS\organic\svoa\S1.i\050525.B\S1E4506.D

Date : 25-MAY-2005 08:53

Client ID: SST00501W

Sample Info: SST00501W, SST00501W


Column phase: DB-5MS

Instrument: S1.i

Operator: AM SRC: AM

Column diameter: 0.25

\\AVOCADRO\ORGANICS\organic\svoa\S1.i\050525.B\S1E4506.D



Data File: S1E4506.D  
Report Date: 25-May-2005 14:34

Mitkem Corporation

CLP OLM04.1 QUANTITATION REPORT

Data file : \\AVOGADRO\ORGANICS\organic\svoa\S1.i\050525.B\S1E4506.D  
Lab Smp Id: SST0501W Client Smp ID: SST0501W  
Inj Date : 25-MAY-2005 08:53  
Operator : AW SRC: AW Inst ID: S1.i  
Smp Info : SST0501W, SST0501W  
Misc Info : 2,2, SST050,3  
Comment :  
Method : \\AVOGADRO\ORGANICS\organic\svoa\S1.i\050525.B\s1\_olm4\_2\_S.m  
Meth Date : 25-May-2005 09:24 mtl Quant Type: ISTD  
Cal Date : 25-MAY-2005 08:53 Cal File: S1E4506.D  
Als bottle: 1 Continuing Calibration Sample  
Dil Factor: 1.00000  
Integrator: HP RTE Compound Sublist: OLM4.sub  
Target Version: 4.03  
Processing Host: TARGET11

						AMOUNTS	
		QUANT SIG					
Compounds	MASS	RT	EXP RT	REL RT	RESPONSE	CAL-AMT ( ng)	ON-COL ( ng)
=====	=====	==	=====	=====	=====	=====	=====
\$ 1 2-Fluorophenol	112	3.726	3.726	(0.675)	407277	50.0000	46
2 Benzaldehyde	77	4.904	4.904	(0.888)	268669	50.0000	72
\$ 3 Phenol-d5	99	5.098	5.098	(0.924)	456636	50.0000	54
4 Phenol	94	5.120	5.120	(0.928)	457571	50.0000	57
5 bis(2-Chloroethyl)Ether	93	5.196	5.196	(0.941)	317860	50.0000	46
\$ 6 2-Chlorophenol-d4	132	5.206	5.206	(0.943)	490618	50.0000	51
7 2-Chlorophenol	128	5.228	5.228	(0.947)	452835	50.0000	53
* 8 1,4-Dichlorobenzene-d4	152	5.520	5.520	(1.000)	297131	40.0000	
\$ 9 1,2-Dichlorobenzene-d4	152	5.736	5.736	(1.039)	348129	50.0000	50
10 2-Methylphenol	108	5.995	5.995	(1.086)	328658	50.0000	55
11 2,2'-oxybis(1-Chloropropane)	45	5.984	5.984	(1.084)	522349	50.0000	56
12 Acetophenone	105	6.157	6.157	(1.115)	541533	50.0000	56
13 4-Methylphenol	108	6.233	6.233	(1.129)	352891	50.0000	54
14 N-Nitroso-di-n-propylamine	70	6.200	6.200	(1.123)	296067	50.0000	60
15 Hexachloroethane	117	6.243	6.243	(1.131)	236147	50.0000	54
\$ 16 Nitrobenzene-d5	82	6.373	6.373	(0.856)	482857	50.0000	44
17 Nitrobenzene	77	6.406	6.406	(0.861)	435644	50.0000	45
18 Isophorone	82	6.784	6.784	(0.911)	742907	50.0000	46
19 2-Nitrophenol	139	6.881	6.881	(0.925)	292685	50.0000	46
20 2,4-Dimethylphenol	107	7.032	7.032	(0.945)	290778	50.0000	50
21 bis(2-Chloroethoxy)methane	93	7.162	7.162	(0.962)	440545	50.0000	49
22 2,4-Dichlorophenol	162	7.281	7.281	(0.978)	386334	50.0000	39
* 23 Naphthalene-d8	136	7.443	7.443	(1.000)	1124444	40.0000	
24 Naphthalene	128	7.475	7.475	(1.004)	1149225	50.0000	45
25 4-Chloroaniline	127	7.615	7.615	(1.023)	368539	50.0000	48
26 Hexachlorobutadiene	225	7.691	7.691	(1.033)	303333	50.0000	41

Compounds	QUANT SIG	AMOUNTS					
		CAL AMT	ON-COL				
	MASS	RT	EXP RT	REL RT	RESPONSE	( ng)	( ng)
=====	=====	==	=====	=====	=====	=====	=====
27 Caprolactam	113	8.231	8.231	(1.106)	127962	50.0000	55
28 4-Chloro-3-Methylphenol	107	8.480	8.480	(1.139)	342366	50.0000	46
29 2-Methylnaphthalene	142	8.577	8.577	(1.152)	748304	50.0000	42
30 Hexachlorocyclopentadiene	237	8.825	8.825	(0.864)	233174	50.0000	38
31 2,4,6-Trichlorophenol	196	9.074	9.074	(0.888)	287890	50.0000	42
32 2,4,5-Trichlorophenol	196	9.150	9.150	(0.895)	306045	50.0000	39
\$ 33 2-Fluorobiphenyl	172	9.204	9.204	(0.901)	948053	50.0000	41
34 1,1'-Biphenyl	154	9.344	9.344	(0.914)	1100580	50.0000	48
35 2-Chloronaphthalene	162	9.344	9.344	(0.914)	869830	50.0000	48
36 2-Nitroaniline	65	9.571	9.571	(0.937)	278004	50.0000	54
37 Dimethylphthalate	163	9.906	9.906	(0.969)	888937	50.0000	41
38 2,6-Dinitrotoluene	165	9.992	9.992	(0.978)	256520	50.0000	49
39 Acenaphthylene	152	9.992	9.992	(0.978)	1261622	50.0000	49
40 3-Nitroaniline	138	10.241	10.241	(1.002)	253373	50.0000	53
* 41 Acenaphthene-d10	164	10.219	10.219	(1.000)	619103	40.0000	
42 Acenaphthene	153	10.273	10.273	(1.005)	757209	50.0000	45
43 2,4-Dinitrophenol	184	10.424	10.424	(1.020)	134911	50.0000	32
44 4-Nitrophenol	109	10.630	10.630	(1.040)	137043	50.0000	42
45 Dibenzofuran	168	10.554	10.554	(1.033)	1196363	50.0000	45
46 2,4-Dinitrotoluene	165	10.630	10.630	(1.040)	327361	50.0000	45
47 Diethylphthalate	149	11.051	11.051	(1.081)	1066543	50.0000	47
48 Fluorene	166	11.105	11.105	(1.087)	922795	50.0000	46
49 4-Chlorophenyl-phenylether	204	11.159	11.159	(1.092)	470954	50.0000	46
50 4-Nitroaniline	138	11.235	11.235	(1.099)	230124	50.0000	64
51 4,6-Dinitro-2-methylphenol	198	11.278	11.278	(0.889)	212091	50.0000	43
52 N-Nitrosodiphenylamine	169	11.364	11.364	(0.896)	619055	50.0000	45
\$ 53 2,4,6-Tribromophenol	330	11.505	11.505	(0.907)	271894	50.0000	50
54 4-Bromophenyl-phenylether	248	11.926	11.926	(0.940)	331449	50.0000	49
55 Hexachlorobenzene	284	11.969	11.969	(0.944)	418528	50.0000	51
56 Atrazine	200	12.304	12.304	(0.970)	237986	50.0000	44 (H)
57 Pentachlorophenol	266	12.337	12.337	(0.973)	148573	50.0000	35
* 58 Phenanthrene-d10	188	12.596	12.596	(1.000)	1018707	40.0000	(H)
59 Phenanthrene	178	12.639	12.639	(0.997)	1335340	50.0000	47 (H)
60 Anthracene	178	12.715	12.715	(1.003)	1307548	50.0000	49
61 Carbazole	167	13.028	13.028	(1.027)	1163357	50.0000	50
62 Di-n-butylphthalate	149	13.698	13.698	(1.080)	1750976	50.0000	47
63 Fluoranthene	202	14.541	14.541	(1.147)	1363216	50.0000	45
64 Pyrene	202	14.886	14.886	(0.883)	1559211	50.0000	38
\$ 65 Terphenyl-d14	244	15.232	15.232	(0.903)	1190716	50.0000	39
66 Butylbenzylphthalate	149	16.096	16.096	(0.955)	911874	50.0000	45
67 3,3'-Dichlorobenzidine	252	16.863	16.863	(1.000)	475074	50.0000	50
68 Benzo(a)anthracene	228	16.842	16.842	(0.999)	1593461	50.0000	41 (H)
* 69 Chrysene-d12	240	16.863	16.863	(1.000)	1266448	40.0000	
70 Chrysene	228	16.907	16.907	(1.003)	1364307	50.0000	38
71 bis(2-Ethylhexyl)phthalate	149	17.079	17.079	(1.013)	1178514	50.0000	43
72 Di-n-octylphthalate	149	18.084	18.084	(0.952)	2171652	50.0000	54
73 Benzo(b)fluoranthene	252	18.473	18.473	(0.973)	1727239	50.0000	43

Data File: S1E4506.D  
Report Date: 25-May-2005 14:34

Compounds	QUANT SIG	RT	EXP RT	REL RT	RESPONSE	AMOUNTS	
	MASS					CAL-AMT	ON-COL
						( ng)	( ng)
=====	=====	==	=====	=====	=====	=====	=====
74 Benzo(k)fluoranthene	252	18.516	18.516	(0.975)	1689985	50.0000	45
75 Benzo(a)pyrene	252	18.916	18.916	(0.996)	1438842	50.0000	48
* 76 Perylene-di2	264	18.992	18.992	(1.000)	973706	40.0000	
77 Indeno(1,2,3-cd)pyrene	276	20.342	20.342	(1.071)	1737180	50.0000	45
78 Dibenzo(a,h)anthracene	278	20.364	20.364	(1.072)	1406744	50.0000	45
79 Benzo(g,h,i)perylene	276	20.645	20.645	(1.087)	1632503	50.0000	51

#### QC Flag Legend

H - Operator selected an alternate compound hit.

05/26/05  
AJ

Date	Analysis	Method & SOP #	Spiker	Witness	Initial pH	KD prior to GPC Date/Analyst	Vol. pre GPC	Sample Matrix Acid Lot #	Aqueous Other	Project(s)	Time Started	KD after GPC Date/Analyst	Final Vol.	Date Ext. Trans.
5-13-05	QA S10A	QA SOP #	QA	QA	QA	QA	QA	QA	QA	QA	QA	QA	QA	QA
18109	18109	18109	18109	18109	18109	18109	18109	18109	18109	18109	18109	18109	18109	18109
Lab ID	Client ID	Wt/Vol Extracted	Surrogate Added	Matrix Spike Added	Initial pH	KD prior to GPC Date/Analyst	Vol. pre GPC	Sample Matrix Acid Lot #	Aqueous Other	Project(s)	Time Started	KD after GPC Date/Analyst	Final Vol.	Date Ext. Trans.
18109		30.0	05W050217A 500ul	05W050301B 500ul	—	05-22-05 TS	10 ml	05-22-05 TS	TS	05-23-05 KG	05-23-05	1/2 ml	05-23-05	
18109		30.0		05W050301B 500ul	—	05-22-05 TS	10 ml	05-22-05 TS	TS	05-23-05 KG	05-23-05	1/2 ml	05-23-05	
N0523	01A	30.0		—	—	05-22-05 TS	10 ml	05-22-05 TS	TS	05-23-05 KG	05-23-05	1/2 ml	05-23-05	
N0529	01A	30.0		—	—	05-22-05 TS	10 ml	05-22-05 TS	TS	05-23-05 KG	05-23-05	1/2 ml	05-23-05	
N0529	01A	30.0		05W050301B 500ul	—	05-22-05 TS	10 ml	05-22-05 TS	TS	05-23-05 KG	05-23-05	1/2 ml	05-23-05	
N0529	01A	30.0		05W050301B 500ul	—	05-22-05 TS	10 ml	05-22-05 TS	TS	05-23-05 KG	05-23-05	1/2 ml	05-23-05	
N0529	01A	30.0		05W050217A 500ul	—	05-22-05 TS	10 ml	05-22-05 TS	TS	05-23-05 KG	05-23-05	1/2 ml	05-23-05	

Sodium Sulfate Lot #: 04R050513A

Reviewed By: KC 5/26/05

## pH Determination Logbook

[illegible]

0004

SN 5/26/05

## ***Percent Moisture and Percent Solids Report***

<i><b>Mitkem Sample ID</b></i>	<i><b>Client Sample ID</b></i>	<i><b>Analyzed</b></i>	<i><b>Percent Moisture</b></i>	<i><b>Percent Solids</b></i>	<i><b>Validated</b></i>
<i>D0523-01A</i>	<i>B-1 (9.0')</i>	05/17/2005	10	90	Yes
<i>D0523-02A</i>	<i>B-4 (4.0')</i>	05/24/2005	18	82	Yes
<i>D0523-03A</i>	<i>B-6 (5.0')</i>	05/24/2005	22	78	Yes
<i>D0523-04A</i>	<i>B-7 (14.0')</i>	05/24/2005	14	86	Yes

# MITKEM CORPORATION: INSTRUMENT GPC 1 LOGBOOK

COLUMN ID: <i>S-X3-A11</i>				DATE CALIBRATED: <i>5-19-05</i>		INJECTION VOLUME: <i>5ml</i>
Date	Position #	Project ID	Sample ID	Analysis	Analyst	Comments
<i>5-22-05</i>	1	<i>MB 18109</i>		<i>OLM SVOA</i>	<i>TS</i>	
	2	<i>LLS 18109</i>				
	3	<i>DO523</i>	<i>OIA</i>			
	4	<i>DO529</i>	<i>OIA</i>			
	5	↓	<i>MS OIA</i>	↓	↓	
<i>5-22-05</i>	6	<i>DO529</i>	<i>MSD OIA</i>	<i>OLM SVOA</i>	<i>TS</i>	
	7					
	8					
	9					
	10					
	11					
	12					
	13					
	14					
	15					
	16					
	17					
	18					
	19					
	20					
	21					
	22					
	23					

Logbook ID 50.0187-11/04

Flow Rate: *5.09ml/min*

Acceptance Criteria: Corn oil & phthalate peaks > 85.0% resolution

Phthalate & methoxychlor peaks > 85.0% resolution

Methoxychlor & perylene peaks > 85.0% resolution

Perylene & sulfur peaks: No saturation & > 90.0% baseline resolution

Reviewed by *KC 5/26/05*

Page #:

045





Instrument S1  
Injection Log

Mitkem Corporation  
SemiVolatiles Laboratory

METHOD: 4.3M  
DLM 4.2  
INITIAL CAL: 5/19/05

STD ID: SW050512A-tune  
SW050518CL2  
IS-SW050426A

ANALYST: AW  
EMV: 2247  
DATE: 5/25/05  
DATE PRINTED: \_\_\_\_\_  
DATE LOADED: \_\_\_\_\_

COMMENTS:

AS #	FILE	MITKEM ID		CLIENT ID	METHOD	DIL	COMMENTS	IS	SS
	SIE45	05	DFTPP	IW	DFTPP IW	DFTCLP	-	07:25 Don't ure	
		05A	DFTPP	IW	DFTPP IW	DFTCLP	-	08:36 ok	
		06	SSTDOSU	IW	SSTDOSU IW	CLP	-	ok, low	
		07	MB-180	Q1	SBLK IW		-	ok	✓
		08	LCS-180	Q1	SIWLCS		-	2spiles att. ok	✓
		09	LCSD-180	Q1	SIWLCS D		-	1spile att. ok	✓
		10	MB-181	Q9	SBLK IX		-	ok	✓
		11	LCS-181	Q9	SIXLCS		-	ok	✓
		12	DO529-	03B	RINSA TE2		-	re-RUN Don't ure	✓
		13	GPC-CHECK	SBI	OSOS19		-	CLEAN	
		14	DO523-	01A	B-190		-	ok	✓
		15	DO529-	01A	B-390		-	ok	✓
		16	DO529-	03B	RINSA TE2		-	ok	✓
		17	DO529-	01A	B-390 MS		-	all in, ok	✓
		18	DO529-	01A	B-390 MSD		-	all in, ok	✓
		19	MB-182	21	SBLK IY		+	OK	✓
		20	LCS-182	21	SIY LCS		-	2spiles att. ok	✓
		21	DO577-	19B	FB-051905		-	ok	✓
		22	DO583-	01B	MW-11PT24		-	need 2x DL	✓
		23	DO583-	01B	MW-11PT24MS		-	2spiles att. ok	✓
	SIE45	24	DO583-	01B	MW-11PT24MSD	CLP	-	3spiles att. ok	✓

Daily Maintenance

Gold Seal

Liner

Clipped Column

Ferrule

den

den

75

Comments:

# Sample Receiving Logbook

Workorder No. D0523

Client Name: Day

Date Recv'd 5/5/05 Sample #s 01-04 Storage Locations: V0A

Date Recv'd 5/5/05 Sample #s 01 Storage Locations: B3

Date Recv'd \_\_\_\_\_ Sample #s \_\_\_\_\_ Storage Locations: \_\_\_\_\_

Date Recv'd \_\_\_\_\_ Sample #s \_\_\_\_\_ Storage Locations: \_\_\_\_\_

Date Recv'd \_\_\_\_\_ Sample #s \_\_\_\_\_ Storage Locations: \_\_\_\_\_

Date Recv'd \_\_\_\_\_ Sample #s \_\_\_\_\_ Storage Locations: \_\_\_\_\_

OUT		IN	
Relinquished By	Received By	Relinquished By	Received By
Date: <u>5/13/05</u> Init: <u>TS</u>	Date: <u>5/13/05</u> Init: <u>Sh</u>	Date: <u>5/13/05</u> Init: <u>Sh</u>	Date: <u>5/13/05</u> Init: <u>TS</u>
Samp. #s <u>01</u>		<u>01</u>	
Date: <u>5/18/05</u> Init: <u>KB</u>	Date: <u>5/18/05</u> Init: <u>SW</u>	Date: <u>5/18/05</u> Init: <u>KB</u>	Date: <u>5/18/05</u> Init: <u>SW</u>
Samp. #s <u>01</u>		<u>01</u>	
Date: <u>5/26/05</u> Init: <u>KB</u>	Date: <u>5/26/05</u> Init: <u>SW</u>	Date: _____ Init: _____	Date: _____ Init: _____
Samp. #s <u>1</u>			
Date: _____ Init: _____	Date: _____ Init: _____	Date: _____ Init: _____	Date: _____ Init: _____
Samp. #s			
Date: _____ Init: _____	Date: _____ Init: _____	Date: _____ Init: _____	Date: _____ Init: _____
Samp. #s			
Date: _____ Init: _____	Date: _____ Init: _____	Date: _____ Init: _____	Date: _____ Init: _____
Samp. #s			
Date: _____ Init: _____	Date: _____ Init: _____	Date: _____ Init: _____	Date: _____ Init: _____
Samp. #s			
Date: _____ Init: _____	Date: _____ Init: _____	Date: _____ Init: _____	Date: _____ Init: _____
Samp. #s			

Comments: \_\_\_\_\_

Please record analyst's initials, date, and sample #s removed. Add any comments if necessary (broken bottles, empty jars, etc.)

Logbook ID: 30.0287-04/05

Reviewed: KC 5/26/05

# MITKEM CORPORATION EXTRACT TRANSFER LOGBOOK: SEMIVOLATILE ANALYSIS

Date Transferred from Prep Lab	Lab ID		Transferred By	Received By	Storage Location	Comments
5/21/05	D0521	09A	m/m	AW	R7	
↓	↓	10A	↓	✓	↓	
↓	↓	11A	↓	✓	↓	
↓	↓	12A	↓	✓	↓	
↓	↓	13A	↓	✓	↓	
↓	↓	14A	↓	✓	↓	
↓	↓	15A	↓	✓	↓	
↓	↓	16A	↓	✓	↓	
↓	↓	17A	↓	✓	↓	
↓	↓	18A	↓	✓	↓	
↓	↓	19A	↓	✓	↓	
↓	↓	19Amu	↓	✓	↓	
↓	↓	19A HCD	↓	✓	↓	
5/21/05	D0521	20A	m/m	✓		
5/21/05	MB-18202		UG	✓		
↓	LCS-18202		↓	✓		
↓	LCS-18202		↓	✓		
↓	D0586	01B	↓	✓	✓	
5/21/05	D0586	02B	UG	✓	AW	R7
5/23/05	MB-18109		UG	AW	R7	
↓	LCS-18109		↓	↓	↓	
↓	D0523	01A	↓	↓	↓	
↓	D0529	01A	↓	↓	↓	
↓	D0529	01A	↓	↓	↓	
5/23/05	D0529	01A	UG	AW	R7	
5-23-05	MB-18186		SH			
↓	D0001	09A	↓			
↓	↓	10A	↓			
↓	↓	11A	↓			
↓	↓	12A	↓			
↓	↓	13A	↓			
↓	↓	14A	↓			
↓	↓	15A	↓			
5-23-05	D0001	16A	SH			

Logbook ID 70.0141-04/05

Reviewed By: KL 5/26/05



\* Pesticide / PCB Organics \*

2F  
SOIL PESTICIDE SURROGATE RECOVERY

Lab Name: MITKEM CORPORATION Contract: \_\_\_\_\_

Lab Code: MITKEM Case No.: \_\_\_\_\_ SAS No.: \_\_\_\_\_ SDG No.: D0523

GC Column(1): CLPPEST ID: 0.53 (mm) GC Column(2): CLPPESTII ID: 0.53 (mm)

	EPA SAMPLE NO.	TCX 1 %REC #	TCX 2 %REC #	DCB 1 %REC #	DCB 2 %REC #	OTHER (1)	OTHER (2)	TOT OUT
	=====	=====	=====	=====	=====	=====	=====	=====
01	PBLK4E	84	79	89	91			0
02	P4ELCS	70	69	81	79			0
03	B-190	68	68	76	77			0
04								
05								
06								
07								
08								
09								
10								
11								
12								
13								
14								
15								
16								
17								
18								
19								
20								
21								
22								
23								
24								
25								
26								
27								
28								
29								
30								

QC LIMITS

(TCX) = Tetrachloro-m-xylene (30-150)  
 (DCB) = Decachlorobiphenyl (30-150)

# Column to be used to flag recovery values  
 \* Values outside of QC limits  
 D Surrogate diluted out

FORM 3  
SOIL PESTICIDE LAB CONTROL SAMPLE

Lab Name: MITKEM CORPORATION Contract: \_\_\_\_\_  
 Lab Code: MITKEM Case No.: \_\_\_\_\_ SAS No.: \_\_\_\_\_ SDG No.: D0523  
 Matrix Spike - Sample No.: P4ELCS

COMPOUND	SPIKE ADDED (ug/Kg)	SAMPLE CONCENTRATION (ug/Kg)	LCS CONCENTRATION (ug/Kg)	LCS % REC #	QC. LIMITS REC.
=====	=====	=====	=====	=====	=====
gamma-BHC (Lindane)	17		11	65	46-127
Heptachlor	17		12	71	35-130
Aldrin	17		14	82	34-132
Dieldrin	33		26	79	31-134
Endrin	33		28	85	42-139
4,4'-DDT	33		24	73	23-134

# Column to be used to flag recovery and RPD values with an asterisk

\* Values outside of QC limits

RPD: 0 out of 0 outside limits

Spike Recovery: 0 out of 6 outside limits

COMMENTS: \_\_\_\_\_  
 \_\_\_\_\_

4C  
PESTICIDE METHOD BLANK SUMMARY

EPA SAMPLE NO.

PBLK4E

Lab Name: MITKEM CORPORATION Contract: \_\_\_\_\_

Lab Code: MITKEM Case No.: \_\_\_\_\_ SAS No.: \_\_\_\_\_ SDG No.: D0523

Lab Sample ID: MB-18108 Lab File ID: E4C6522F

Matrix (soil/water) SOIL Extraction: (Type) SONC

Sulfur Cleanup (Y/N) Y Date Extracted: 05/13/05

Date Analyzed (1): 05/26/05 Date Analyzed (2): 05/26/05

Time Analyzed (1): 0927 Time Analyzed (2): 0927

Instrument ID (1): E4 Instrument ID (2): E4

GC Column (1): CLPPEST ID: 0.53 (mm) GC Column (2): CLPPESTII ID: 0.53 (mm)

THIS METHOD BLANK APPLIES TO THE FOLLOWING SAMPLES, MS, and MSD:

	EPA SAMPLE NO.	LAB SAMPLE ID	DATE ANALYZED 1	DATE ANALYZED 2
01	P4ELCS	LCS-18108	05/26/05	05/26/05
02	B-190	D0523-01A	05/26/05	05/26/05
03				
04				
05				
06				
07				
08				
09				
10				
11				
12				
13				
14				
15				
16				
17				
18				
19				
20				
21				
22				
23				
24				
25				
26				

COMMENTS: \_\_\_\_\_



1E  
PESTICIDE ORGANICS ANALYSIS DATA SHEET

EPA SAMPLE NO.

B-190

Lab Name: MITKEM CORPORATION Contract: \_\_\_\_\_

Lab Code: MITKEM Case No.: \_\_\_\_\_ SAS No.: \_\_\_\_\_ SDG No.: D0523

Matrix: (soil/water) SOIL Lab Sample ID: D0523-01A

Sample wt/vol: 30.0 (g/mL) G Lab File ID: E4C6524F

% Moisture: 10 Decanted: (Y/N) N Date Received: 05/05/05

Extraction: (Type) SONC Date Extracted: 05/13/05

Concentrated Extract Volume: 5000 (uL) Date Analyzed: 05/26/05

Injection Volume: 1.0 (uL) Dilution Factor: 1.0

GPC Cleanup: (Y/N) Y pH: 8.0 Sulfur Cleanup: (Y/N) Y

CONCENTRATION UNITS:  
(ug/L or ug/Kg) UG/KG Q

CAS NO. COMPOUND

319-84-6	alpha-BHC	1.9	U
319-85-7	beta-BHC	1.9	U
319-86-8	delta-BHC	1.9	U
58-89-9	gamma-BHC (Lindane)	1.9	U
76-44-8	Heptachlor	1.9	U
309-00-2	Aldrin	1.9	U
1024-57-3	Heptachlor epoxide	1.9	U
959-98-8	Endosulfan I	1.9	U
60-57-1	Dieldrin	3.7	U
72-55-9	4,4'-DDE	3.7	U
72-20-8	Endrin	3.7	U
33213-65-9	Endosulfan II	3.7	U
72-54-8	4,4'-DDD	3.7	U
1031-07-8	Endosulfan sulfate	3.7	U
50-29-3	4,4'-DDT	3.7	U
72-43-5	Methoxychlor	19	U
53494-70-5	Endrin ketone	3.7	U
7421-93-4	Endrin aldehyde	3.7	U
5103-71-9	alpha-Chlordane	1.9	U
5103-74-2	gamma-Chlordane	1.9	U
8001-35-2	Toxaphene	190	U
12674-11-2	Aroclor-1016	37	U
11104-28-2	Aroclor-1221	74	U
11141-16-5	Aroclor-1232	37	U
53469-21-9	Aroclor-1242	37	U
12672-29-6	Aroclor-1248	37	U
11097-69-1	Aroclor-1254	37	U
11096-82-5	Aroclor-1260	37	U

Data File: \\AVOCADRO\ORGANICS\organic\svoa\E4.i\050524F.B\E4C6524F.D

Date : 26-MAY-2005 10:40

Client ID: B-190

Sample Info: D0523-01A,,18108,clip,sub,,

Volume Injected (uL): 1.0

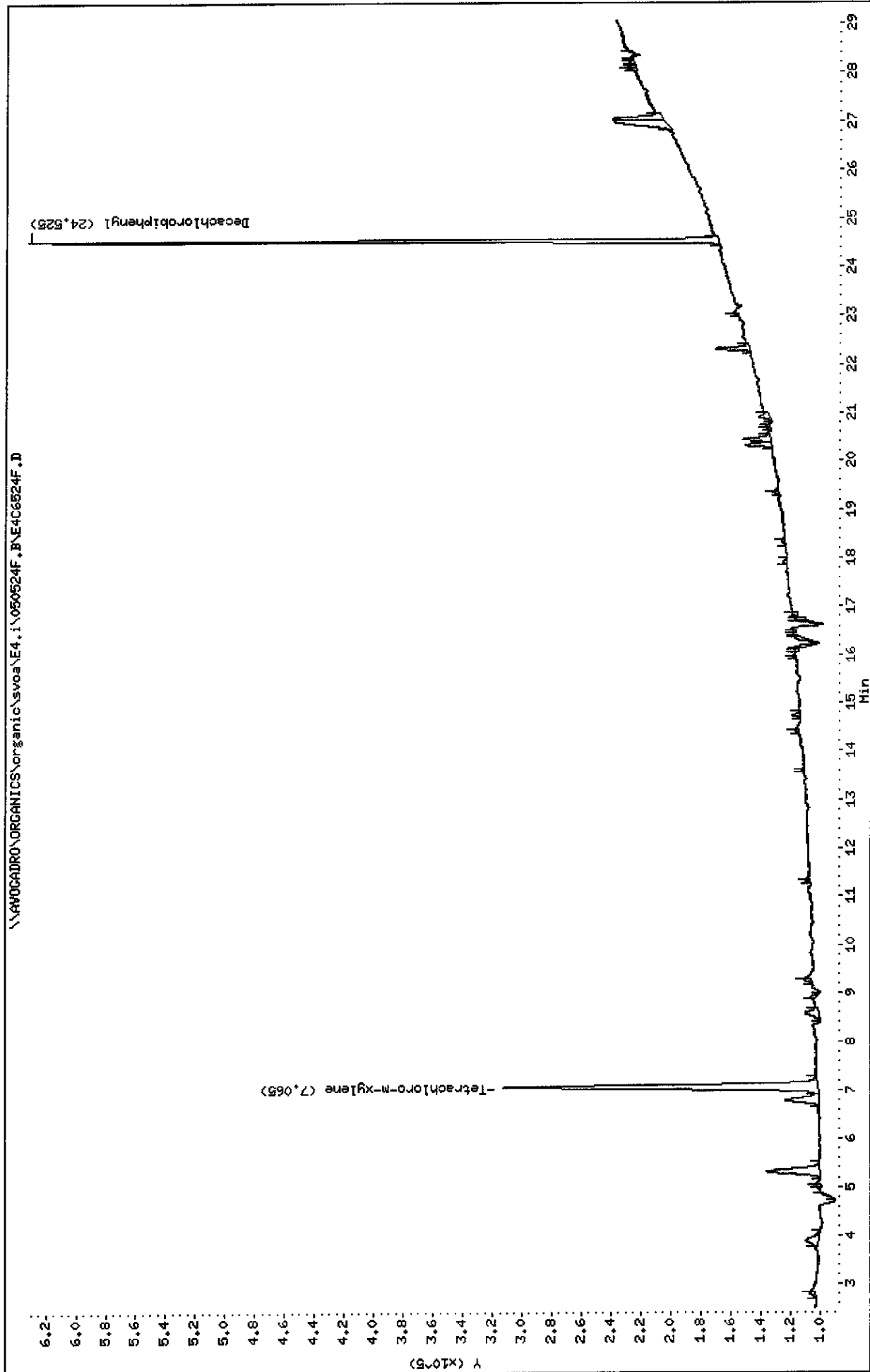
Column phase: CLPest

Instrument: E4.i

Operator: SRC: LINS

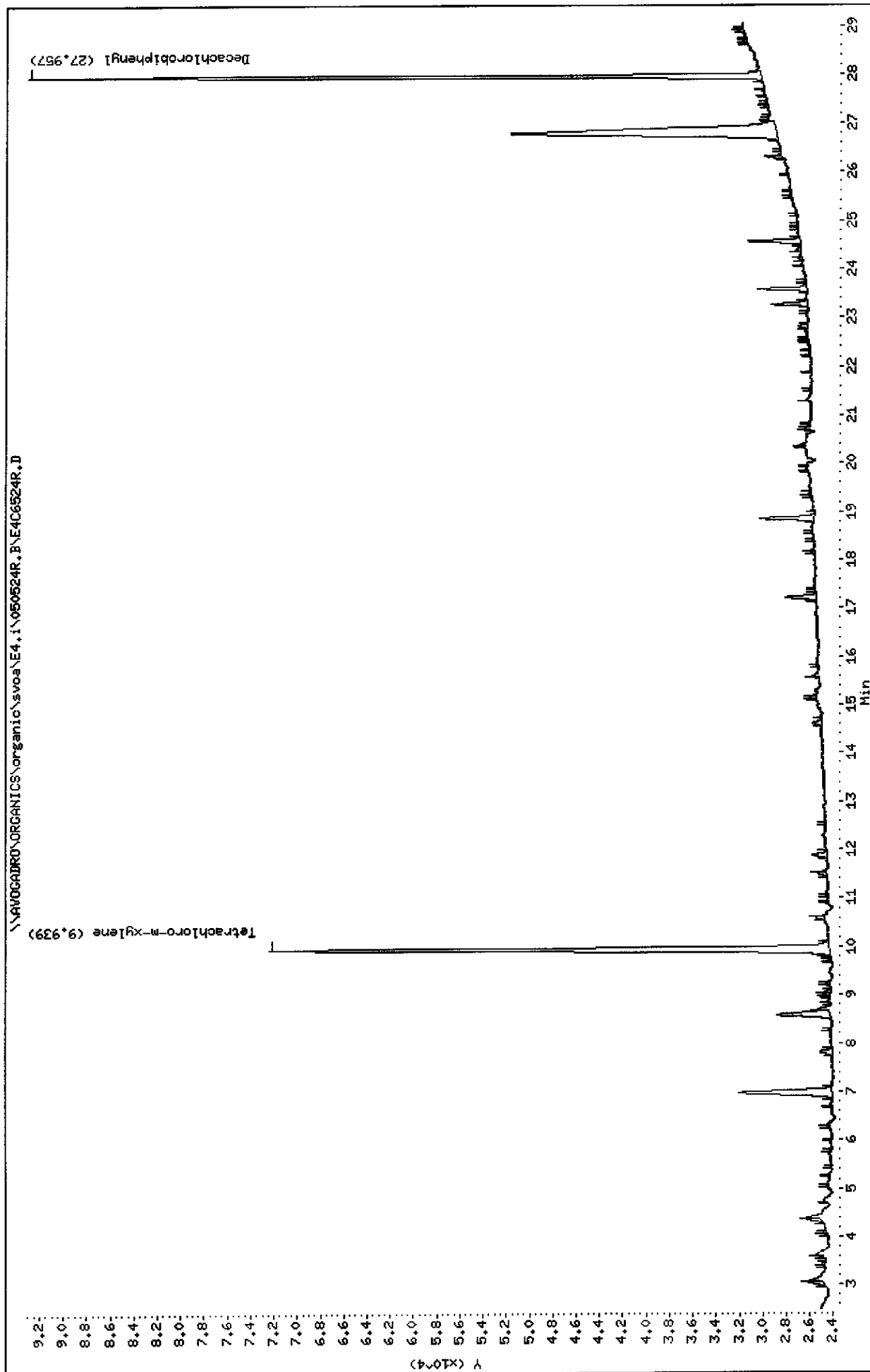
Column diameter: 0.53

\\AVOCADRO\ORGANICS\organic\svoa\E4.i\050524F.B\E4C6524F.D



Data File: \\AVOCADRO\ORGANICS\organic\svoa\E4.i\050524R.B\E4C6524R.D  
Date : 26-MAY-2005 10:40  
Client ID: B-190  
Sample Info: D0523-01A,,18108,clip.sub,,  
Volume Injected (uL): 1.0  
Column phase: CLPPESTII

Instrument: E4.i  
Operator: SRC: LINS  
Column diameter: 0.53



Data File: E4C6524F.D  
Report Date: 27-May-2005 14:20

Mitkem Corporation

NYASP Pesticide Quantitation Report

Data file : \\AVOGADRO\ORGANICS\organic\svoa\E4.i\050524F.B\E4C6524F.D  
Lab Smp Id: D0523-01A Client Smp ID: B-190  
Inj Date : 26-MAY-2005 10:40  
Operator : SRC: LIMS Inst ID: E4.i  
Smp Info : D0523-01A,,18108,clp.sub,,  
Misc Info :  
Comment :  
Method : \\AVOGADRO\ORGANICS\organic\svoa\E4.i\050524F.B\clp-1262e4f.m  
Meth Date : 27-May-2005 10:50 mtl Quant Type: ESTD  
Cal Date : 05-MAY-2005 00:50 Cal File: E4C6445F.D  
Als bottle: 4  
Dil Factor: 1.00000  
Integrator: Falcon Compound Sublist: clp.sub  
Subtraction File: \\AVOGADRO\ORGANICS  
Target Version: 4.03 Sample Matrix: SOIL  
Processing Host: TARGET7

Concentration Formula:  $\text{Amt} * \text{DF} * \text{Uf} * \text{Vt} / (\text{Vi} * \text{Ws} * (100 - \text{M}) / 100)$

Name	Value	Description
DF	1.000	Dilution Factor
Uf	2.000	Correction factor
Vt	5000.000	Volume of final extract (uL) (1000 low, 2
Vi	1.000	Volume injected (uL)
Ws	30.000	Weight of sample extracted (g)
M	10.000	% Moisture

CONCENTRATIONS

RT	EXP RT	DLT RT	ON-COL	FINAL	RESPONSE ( ng)	(ug/Kg)	TARGET RANGE	RATIO
\$ 1	Tetrachloro-m-xylene						CAS #: 877-09-8	
7.07	7.07	0.000	1264237	0.02718		10		
\$ 2	Decachlorobiphenyl						CAS #: 2051-24-3	
24.5	24.5	0.000	1413792	0.03055		11		

*K*

5/27/05

Data File: E4C6524R.D  
Report Date: 27-May-2005 14:25

Mitkem Corporation

NYASP Pesticide Quantitation Report

Data file : \\AVOGADRO\ORGANICS\organic\svoa\E4.i\050524R.B\E4C6524R.D  
Lab Smp Id: D0523-01A Client Smp ID: B-190  
Inj Date : 26-MAY-2005 10:40  
Operator : SRC: LIMS Inst ID: E4.i  
Smp Info : D0523-01A,,18108,clp.sub,,  
Misc Info :  
Comment :  
Method : \\AVOGADRO\ORGANICS\organic\svoa\E4.i\050524R.B\clp1262-e4r.m  
Meth Date : 27-May-2005 10:42 mtl Quant Type: ESTD  
Cal Date : 05-MAY-2005 00:50 Cal File: E4C6445R.D  
Als bottle: 4  
Dil Factor: 1.00000  
Integrator: Falcon Compound Sublist: clp.sub  
Subtraction File: \\AVOGADRO\ORGANICS  
Target Version: 4.03 Sample Matrix: SOIL  
Processing Host: TARGET7

Concentration Formula:  $\text{Amt} * \text{DF} * \text{Uf} * \text{Vt} / (\text{Vi} * \text{Ws} * (100 - \text{M}) / 100)$

Name	Value	Description
DF	1.000	Dilution Factor
Uf	2.000	Correction factor
Vt	5000.000	Volume of final extract (uL) (1000 low, 2
Vi	1.000	Volume injected (uL)
Ws	30.000	Weight of sample extracted (g)
M	10.000	% Moisture

CONCENTRATIONS

RT	EXP RT	DLT RT	ON-COL	FINAL	RESPONSE ( ng)	(ug/Kg)	TARGET RANGE	RATIO
==	=====	=====	=====	=====	=====	=====	=====	=====
\$ 1								
9.94	9.94	0.000	244828	0.02721	10			
\$ 2								
28.0	28.0	0.000	206702	0.03071	11			

sp/yr

## PESTICIDE INITIAL CALIBRATION OF SINGLE COMPONENT ANALYTES

Lab Name: MITKEM CORPORATION Contract: \_\_\_\_\_Lab Code: MITKEM Case No.: \_\_\_\_\_ SAS No.: \_\_\_\_\_ SDG No.: D0523Instrument ID: E4 Level (x low): low 1.0 mid 4.0 high 16.0GC Column: CLPPEST ID: 0.53 (mm) Date(s) Analyzed: 05/04/05 05/05/05

COMPOUND	RT OF STANDARDS			MEAN RT	RT WINDOW	
	LOW	MID	HIGH		FROM	TO
alpha-BHC	9.30	9.30	9.29	9.30	9.25	9.35
beta-BHC	10.95	10.94	10.93	10.94	10.89	10.99
delta-BHC	11.51	11.50	11.50	11.51	11.46	11.56
gamma-BHC (Lindane)	10.49	10.49	10.49	10.49	10.44	10.54
Heptachlor	12.15	12.14	12.15	12.15	12.10	12.20
Aldrin	13.12	13.12	13.12	13.12	13.07	13.17
Heptachlor epoxide	15.23	15.23	15.23	15.23	15.16	15.30
Endosulfan I	16.44	16.44	16.44	16.44	16.37	16.51
Dieldrin	17.22	17.22	17.22	17.22	17.15	17.29
4,4'-DDE	16.59	16.58	16.57	16.58	16.51	16.65
Endrin	17.91	17.91	17.91	17.91	17.84	17.98
Endosulfan II	18.69	18.67	18.66	18.68	18.61	18.75
4,4'-DDD	18.50	18.48	18.48	18.49	18.42	18.56
Endosulfan sulfate	21.21	21.21	21.20	21.21	21.14	21.28
4,4'-DDT	19.34	19.33	19.33	19.33	19.26	19.40
Methoxychlor	20.91	20.90	20.90	20.90	20.83	20.97
Endrin ketone	21.89	21.88	21.88	21.88	21.81	21.95
Endrin aldehyde	20.00	20.00	19.99	20.00	19.93	20.07
alpha-Chlordane	16.08	16.07	16.07	16.07	16.00	16.14
gamma-Chlordane	15.64	15.64	15.64	15.64	15.57	15.71
Tetrachloro-m-xylene	7.07	7.07	7.06	7.07	7.02	7.12
Decachlorobiphenyl	24.53	24.52	24.52	24.52	24.42	24.62

\* Surrogate retention times are measured from Standard Mix A analyses.

Retention time windows are +/- 0.05 minutes for all compounds that elute before Heptachlor epoxide, +/- 0.07 minutes for all other compounds, except +/- 0.10 minutes for Decachlorobiphenyl.

## PESTICIDE INITIAL CALIBRATION OF SINGLE COMPONENT ANALYTES

Lab Name: MITKEM CORPORATION Contract: \_\_\_\_\_Lab Code: MITKEM Case No.: \_\_\_\_\_ SAS No.: \_\_\_\_\_ SDG No.: D0523Instrument ID: E4 Level (x low): low 1.0 mid 4.0 high 16.0GC Column: CLPPESTII ID: 0.53 (mm) Date(s) Analyzed: 05/04/05 05/05/05

COMPOUND	RT OF STANDARDS			MEAN RT	RT WINDOW	
	LOW	MID	HIGH		FROM	TO
alpha-BHC	12.54	12.54	12.54	12.54	12.49	12.59
beta-BHC	14.33	14.33	14.33	14.33	14.28	14.38
delta-BHC	15.36	15.36	15.36	15.36	15.31	15.41
gamma-BHC (Lindane)	13.92	13.92	13.92	13.92	13.87	13.97
Heptachlor	15.46	15.46	15.46	15.46	15.41	15.51
Aldrin	16.55	16.55	16.55	16.55	16.50	16.60
Heptachlor epoxide	18.59	18.59	18.59	18.59	18.52	18.66
Endosulfan I	19.83	19.83	19.83	19.83	19.76	19.90
Dieldrin	20.67	20.67	20.67	20.67	20.60	20.74
4,4'-DDE	20.37	20.36	20.36	20.36	20.29	20.43
Endrin	21.53	21.53	21.53	21.53	21.46	21.60
Endosulfan II	22.14	22.14	22.13	22.14	22.07	22.21
4,4'-DDD	22.00	22.00	22.00	22.00	21.93	22.07
Endosulfan sulfate	23.75	23.75	23.75	23.75	23.68	23.82
4,4'-DDT	22.81	22.81	22.81	22.81	22.74	22.88
Methoxychlor	24.57	24.57	24.57	24.57	24.50	24.64
Endrin ketone	25.03	25.03	25.03	25.03	24.96	25.10
Endrin aldehyde	23.05	23.05	23.05	23.05	22.98	23.12
alpha-Chlordane	19.71	19.71	19.71	19.71	19.64	19.78
gamma-Chlordane	19.23	19.23	19.23	19.23	19.16	19.30
Tetrachloro-m-xylene	9.94	9.94	9.94	9.94	9.89	9.99
Decachlorobiphenyl	27.96	27.95	27.95	27.95	27.85	28.05

\* Surrogate retention times are measured from Standard Mix A analyses.

Retention time windows are +/- 0.05 minutes for all compounds that elute before Heptachlor epoxide, +/- 0.07 minutes for all other compounds, except +/- 0.10 minutes for Decachlorobiphenyl.

## PESTICIDE INITIAL CALIBRATION OF SINGLE COMPONENT ANALYTES

Lab Name: MITKEM CORPORATION Contract: \_\_\_\_\_Lab Code: MITKEM Case No.: \_\_\_\_\_ SAS No.: \_\_\_\_\_ SDG No.: D0523Instrument ID: E4 Level (x low): low 1.0 mid 4.0 high 16.0GC Column: CLPPEST ID: 0.53 (mm) Date(s) Analyzed: 05/04/05 05/05/05

COMPOUND	CALIBRATION FACTORS			MEAN	%RSD
	LOW	MID	HIGH		
alpha-BHC	62907600	75200950	77242913	71783821	10.8
beta-BHC	24650200	25860200	27273100	25927833	5.1
delta-BHC	47206000	58040000	67251975	57499325	17.5
gamma-BHC (Lindane)	58792400	69823350	70224950	66280233	9.8
Heptachlor	62739200	68196300	66531525	65822342	4.2
Aldrin	58897000	62538950	65859413	62431788	5.6
Heptachlor epoxide	57890000	59729000	60252163	59290388	2.1
Endosulfan I	54774200	59636900	55719188	56710096	4.5
Dieldrin	59797900	66337325	62029994	62721740	5.3
4,4'-DDE	54982400	58597625	60275556	57951860	4.7
Endrin	49520400	55058525	50990731	51856552	5.5
Endosulfan II	49474400	51796500	51380544	50883815	2.4
4,4'-DDD	41931100	49192900	48450563	46524854	8.6
Endosulfan sulfate	29051500	36132000	40265475	35149658	16.1
4,4'-DDT	39382200	47310800	48477225	45056742	11.0
Methoxychlor	19894960	21936000	19816026	20548995	5.8
Endrin ketone	31332100	36143575	40311150	35928942	12.5
Endrin aldehyde	35399800	38141000	37996194	37178998	4.1
alpha-Chlordane	56014800	57566050	59715488	57765446	3.2
gamma-Chlordane	59700000	62606750	65441925	62582892	4.6
Tetrachloro-m-xylene	44114600	46520100	43834488	44823063	3.3
Decachlorobiphenyl	45860300	46270550	42522563	44884471	4.6

\* Surrogate calibration factors are measured from Standard Mix A analyses.



## PESTICIDE INITIAL CALIBRATION OF SINGLE COMPONENT ANALYTES

Lab Name: MITKEM CORPORATION Contract:                     Lab Code: MITKEM Case No.:            SAS No.:            SDG No.: D0523Instrument ID: E4 Level (x low): low 1.0 mid 4.0 high 16.0GC Column: CLPPESTII ID: 0.53 (mm) Date(s) Analyzed: 05/04/05 05/05/05

COMPOUND =====	CALIBRATION FACTORS				%RSD =====
	LOW =====	MID =====	HIGH =====	MEAN =====	
alpha-BHC	11055000	12533900	13362288	12317063	9.5
beta-BHC	5447400	5307950	5239475	5331608	2.0
delta-BHC	8921400	9904700	11857638	10227913	14.6
gamma-BHC (Lindane)	10437800	11724300	12297250	11486450	8.3
Heptachlor	11925800	12542550	12513000	12327117	2.8
Aldrin	9749200	9919100	10975450	10214583	6.5
Heptachlor epoxide	9819200	9831750	10391588	10014179	3.3
Endosulfan I	9386600	9885500	9616600	9629567	2.6
Dieldrin	8604200	10291750	10447506	9781152	10.5
4,4'-DDE	7590600	8659425	9878531	8709519	13.1
Endrin	6955700	7890400	8140256	7662119	8.1
Endosulfan II	6904300	7275875	7898988	7359721	6.8
4,4'-DDD	5222700	6387475	6809763	6139979	13.4
Endosulfan sulfate	3091100	4407350	5714681	4404377	29.8
4,4'-DDT	5704100	6983400	7314956	6667485	12.8
Methoxychlor	2921260	3398855	3322256	3214124	8.0
Endrin ketone	3227200	4150750	5359775	4245908	25.2
Endrin aldehyde	4980500	5345450	5743625	5356525	7.1
alpha-Chlordane	9742200	9529350	10062325	9777958	2.7
gamma-Chlordane	9811600	9950000	10599638	10120413	4.2
=====	=====	=====	=====	=====	=====
Tetrachloro-m-xylene	8970000	8996800	8264838	8743879	4.7
Decachlorobiphenyl	6553900	6731800	6057000	6447567	5.4

\* Surrogate calibration factors are measured from Standard Mix A analyses.

## PESTICIDE INITIAL CALIBRATION OF MULTICOMPONENT ANALYTES

Lab Name: MITKEM CORPORATION Contract: \_\_\_\_\_Lab Code: MITKEM Case No.: \_\_\_\_\_ SAS No.: \_\_\_\_\_ SDG No.: D0523Instrument ID: E4 Date(s) Analyzed: 05/04/05 05/05/05GC Column: CLPPEST ID: 0.53 (mm)

COMPOUND	AMOUNT (ng)	PEAK1	RT	RT WINDOW FROM	TO	CALIBRATION FACTOR
=====	=====	=====	=====	=====	=====	=====
Toxaphene	0.50	1	19.88	19.81	19.95	2389522
		2	20.29	20.22	20.36	3218054
		3	20.87	20.80	20.94	3931340
		4				
		5				
Aroclor-1016	0.10	1	8.67	8.60	8.74	657500
		2	10.00	9.93	10.07	1491650
		3	11.66	11.59	11.73	3093500
		4				
		5				
Aroclor-1221	0.20	1	7.94	7.87	8.01	381505
		2	8.51	8.44	8.58	249670
		3	8.66	8.59	8.73	1113410
		4				
		5				
Aroclor-1232	0.10	1	8.67	8.60	8.74	732570
		2	10.01	9.94	10.08	661240
		3	11.67	11.60	11.74	1181090
		4				
		5				
Aroclor-1242	0.10	1	10.69	10.62	10.76	387080
		2	13.50	13.43	13.57	1167600
		3	13.78	13.71	13.85	281270
		4				
		5				
Aroclor-1248	0.10	1	13.50	13.43	13.57	1995310
		2	14.91	14.84	14.98	1423920
		3	15.47	15.40	15.54	936460
		4				
		5				
Aroclor-1254	0.10	1	15.61	15.54	15.68	2338150
		2	16.85	16.78	16.92	3121040
		3	17.74	17.67	17.81	2967780
		4				
		5				
Aroclor-1260	0.10	1	19.20	19.13	19.27	4863120
		2	21.13	21.06	21.20	5758900
		3	21.86	21.79	21.93	2742900
		4				
		5				

1 At least 3 peaks for each column are required for identification of multicomponent analytes.

## PESTICIDE INITIAL CALIBRATION OF MULTICOMPONENT ANALYTES

Lab Name: MITKEM CORPORATION Contract: \_\_\_\_\_Lab Code: MITKEM Case No.: \_\_\_\_\_ SAS No.: \_\_\_\_\_ SDG No.: D0523Instrument ID: E4 Date(s) Analyzed: 05/04/05 05/05/05GC Column: CLPPESTII ID: 0.53 (mm)

COMPOUND	AMOUNT (ng)	PEAK1	RT	RT WINDOW		CALIBRATION FACTOR
=====	=====	=====	=====	=====	=====	=====
Toxaphene	0.50	1	22.37	22.30	22.44	416430
		2	23.07	23.00	23.14	362448
		3	24.33	24.26	24.40	485010
		4				
		5				
Aroclor-1016	0.10	1	12.04	11.97	12.11	171410
		2	13.58	13.51	13.65	336630
		3	15.21	15.14	15.28	691010
		4				
		5				
Aroclor-1221	0.20	1	8.07	8.00	8.14	72660
		2	11.26	11.19	11.33	91095
		3	12.04	11.97	12.11	236595
		4				
		5				
Aroclor-1232	0.10	1	13.58	13.51	13.65	146940
		2	15.21	15.14	15.28	288110
		3	15.67	15.60	15.74	112970
		4				
		5				
Aroclor-1242	0.10	1	15.20	15.13	15.27	534010
		2	16.01	15.94	16.08	130040
		3	16.39	16.32	16.46	115240
		4				
		5				
Aroclor-1248	0.10	1	16.52	16.45	16.59	211780
		2	17.27	17.20	17.34	293660
		3	17.66	17.59	17.73	309710
		4				
		5				
Aroclor-1254	0.10	1	18.69	18.62	18.76	340570
		2	20.38	20.31	20.45	262610
		3	20.72	20.65	20.79	477980
		4				
		5				
Aroclor-1260	0.10	1	21.86	21.79	21.93	401260
		2	22.80	22.73	22.87	526840
		3	24.39	24.32	24.46	528810
		4				
		5				

1 At least 3 peaks for each column are required for identification of multicomponent analytes.

6H  
PESTICIDE ANALYTE RESOLUTION SUMMARY

Lab Name: MITKEM CORPORATION Contract: \_\_\_\_\_  
 Lab Code: MITKEM Case No.: \_\_\_\_\_ SAS No.: \_\_\_\_\_ SDG No.: D0523  
 GC Column (1): CLPPEST ID: 0.53 (mm) Instrument ID (1): E4  
 EPA Sample No. (RESC##): RESCC1 Lab Sample ID (1): RESCC1  
 Date Analyzed (1): 05/04/05 Time Analyzed (1): 1623

	ANALYTE	RT	RESOLUTION (%)
	=====	=====	=====
01	Tetrachloro-m-xylene	7.07	100.0
02	gamma-Chlordane	15.64	100.0
03	Endosulfan I	16.44	86.7
04	4,4'-DDE	16.58	100.0
05	Dieldrin	17.23	100.0
06	Methoxychlor	20.91	98.2
07	Endosulfan sulfate	21.21	100.0
08	Endrin ketone	21.89	100.0
09	Decachlorobiphenyl	24.53	

GC Column (2): CLPPESTII ID: 0.53 (mm) Instrument ID (2): E4  
 EPA Sample No. (RESC##): RESCC1 Lab Sample ID (2): RESCC1  
 Date Analyzed (2): 05/04/05 Time Analyzed (2): 1623

	ANALYTE	RT	RESOLUTION (%)
	=====	=====	=====
01	Tetrachloro-m-xylene	9.94	100.0
02	gamma-Chlordane	19.23	100.0
03	Endosulfan I	19.84	100.0
04	4,4'-DDE	20.36	100.0
05	Dieldrin	20.67	100.0
06	Endosulfan sulfate	23.75	100.0
07	Methoxychlor	24.57	100.0
08	Endrin ketone	25.03	100.0
09	Decachlorobiphenyl	27.96	

6I  
PERFORMANCE EVALUATION MIXTURE (PEM)

Lab Name: MITKEM CORPORATION Contract: \_\_\_\_\_  
 Lab Code: MITKEM Case No.: \_\_\_\_\_ SAS No.: \_\_\_\_\_ SDG No.: D0523  
 GC Column (1): CLPPEST ID: 0.53 (mm) Instrument ID (1): E4  
 EPA Sample No. (PEM##): PEMC1 Lab Sample ID (1): PEMC1  
 Date Analyzed (1): 05/04/05 Time Analyzed (1): 1659

	ANALYTE	RT	RESOLUTION (%)
	=====	=====	=====
01	Tetrachloro-m-xylene	7.06	100.0
02	alpha-BHC	9.30	100.0
03	gamma-BHC (Lindane)	10.49	100.0
04	beta-BHC	10.94	100.0
05	Endrin	17.91	100.0
06	4,4'-DDT	19.33	100.0
07	Methoxychlor	20.90	100.0
08	Decachlorobiphenyl	24.53	

GC Column (2): CLPPESTII ID: 0.53 (mm) Instrument ID (2): E4  
 EPA Sample No. (PEM##): PEMC1 Lab Sample ID (2): PEMC1  
 Date Analyzed (2): 05/04/05 Time Analyzed (2): 1659

	ANALYTE	RT	RESOLUTION (%)
	=====	=====	=====
01	Tetrachloro-m-xylene	9.94	100.0
02	alpha-BHC	12.54	100.0
03	gamma-BHC (Lindane)	13.92	100.0
04	beta-BHC	14.33	100.0
05	Endrin	21.53	100.0
06	4,4'-DDT	22.81	100.0
07	Methoxychlor	24.57	100.0
08	Decachlorobiphenyl	27.96	

6I  
PERFORMANCE EVALUATION MIXTURE (PEM)

Lab Name: MITKEM CORPORATION Contract: \_\_\_\_\_  
 Lab Code: MITKEM Case No.: \_\_\_\_\_ SAS No.: \_\_\_\_\_ SDG No.: D0523  
 GC Column (1): CLPPEST ID: 0.53 (mm) Instrument ID (1): E4  
 EPA Sample No. (PEM##): PEMC2 Lab Sample ID (1): PEMC2  
 Date Analyzed (1): 05/05/05 Time Analyzed (1): 0203

	ANALYTE	RT	RESOLUTION (%)
	=====	=====	=====
01	Tetrachloro-m-xylene	7.07	100.0
02	alpha-BHC	9.30	100.0
03	gamma-BHC (Lindane)	10.49	100.0
04	beta-BHC	10.94	100.0
05	Endrin	17.91	100.0
06	4,4'-DDT	19.33	100.0
07	Methoxychlor	20.90	100.0
08	Decachlorobiphenyl	24.53	

GC Column (2): CLPPESTII ID: 0.53 (mm) Instrument ID (2): E4  
 EPA Sample No. (PEM##): PEMC2 Lab Sample ID (2): PEMC2  
 Date Analyzed (2): 05/05/05 Time Analyzed (2): 0203

	ANALYTE	RT	RESOLUTION (%)
	=====	=====	=====
01	Tetrachloro-m-xylene	9.94	100.0
02	alpha-BHC	12.54	100.0
03	gamma-BHC (Lindane)	13.92	100.0
04	beta-BHC	14.33	100.0
05	Endrin	21.53	100.0
06	4,4'-DDT	22.81	100.0
07	Methoxychlor	24.57	100.0
08	Decachlorobiphenyl	27.96	

6I  
PERFORMANCE EVALUATION MIXTURE (PEM)

Lab Name: MITKEM CORPORATION Contract: \_\_\_\_\_  
 Lab Code: MITKEM Case No.: \_\_\_\_\_ SAS No.: \_\_\_\_\_ SDG No.: D0523  
 GC Column (1): CLPPEST ID: 0.53 (mm) Instrument ID (1): E4  
 EPA Sample No. (PEM##): PEMCG Lab Sample ID (1): PEMCG  
 Date Analyzed (1): 05/26/05 Time Analyzed (1): 0622

	ANALYTE	RT	RESOLUTION (%)
	=====	=====	=====
01	Tetrachloro-m-xylene	7.06	100.0
02	alpha-BHC	9.29	100.0
03	gamma-BHC (Lindane)	10.49	100.0
04	beta-BHC	10.94	100.0
05	Endrin	17.91	100.0
06	4,4'-DDT	19.33	100.0
07	Methoxychlor	20.90	100.0
08	Decachlorobiphenyl	24.52	

GC Column (2): CLPPESTII ID: 0.53 (mm) Instrument ID (2): E4  
 EPA Sample No. (PEM##): PEMCG Lab Sample ID (2): PEMCG  
 Date Analyzed (2): 05/26/05 Time Analyzed (2): 0622

	ANALYTE	RT	RESOLUTION (%)
	=====	=====	=====
01	Tetrachloro-m-xylene	9.94	100.0
02	alpha-BHC	12.54	100.0
03	gamma-BHC (Lindane)	13.91	100.0
04	beta-BHC	14.33	100.0
05	Endrin	21.53	100.0
06	4,4'-DDT	22.81	100.0
07	Methoxychlor	24.57	100.0
08	Decachlorobiphenyl	27.95	

6J  
INDIVIDUAL STANDARD MIXTURE A

Lab Name: MITKEM CORPORATION Contract: \_\_\_\_\_  
 Lab Code: MITKEM Case No.: \_\_\_\_\_ SAS No.: \_\_\_\_\_ SDG No.: D0523  
 GC Column (1): CLPPEST ID: 0.53 (mm) Instrument ID (1): E4  
 EPA Sample No. (INDAM##): INDAMC1 Lab Sample ID (1): INDAMC1  
 Date Analyzed (1): 05/04/05 Time Analyzed (1): 2302

	ANALYTE	RT	RESOLUTION (%)
	=====	=====	=====
01	Tetrachloro-m-xylene	7.07	100.0
02	alpha-BHC	9.30	100.0
03	gamma-BHC (Lindane)	10.49	100.0
04	Heptachlor	12.14	100.0
05	Endosulfan I	16.44	100.0
06	Dieldrin	17.22	100.0
07	Endrin	17.91	100.0
08	4,4'-DDD	18.48	100.0
09	4,4'-DDT	19.33	100.0
10	Methoxychlor	20.90	100.0
11	Decachlorobiphenyl	24.52	

GC Column (2): CLPPESTII ID: 0.53 (mm) Instrument ID (2): E4  
 EPA Sample No. (INDAM##): INDAMC1 Lab Sample ID (2): INDAMC1  
 Date Analyzed (2): 05/04/05 Time Analyzed (2): 2302

	ANALYTE	RT	RESOLUTION (%)
	=====	=====	=====
01	Tetrachloro-m-xylene	9.94	100.0
02	alpha-BHC	12.54	100.0
03	gamma-BHC (Lindane)	13.92	100.0
04	Heptachlor	15.46	100.0
05	Endosulfan I	19.83	100.0
06	Dieldrin	20.67	100.0
07	Endrin	21.53	100.0
08	4,4'-DDD	22.00	100.0
09	4,4'-DDT	22.81	100.0
10	Methoxychlor	24.57	100.0
11	Decachlorobiphenyl	27.95	



6K  
INDIVIDUAL STANDARD MIXTURE B

Lab Name: MITKEM CORPORATION Contract: \_\_\_\_\_  
 Lab Code: MITKEM Case No.: \_\_\_\_\_ SAS No.: \_\_\_\_\_ SDG No.: D0523  
 GC Column (1): CLPPEST ID: 0.53 (mm) Instrument ID (1): E4  
 EPA Sample No. (INDBM##): INDBMC1 Lab Sample ID (1): INDBMC1  
 Date Analyzed (1): 05/04/05 Time Analyzed (1): 2338

	ANALYTE	RT	RESOLUTION (%)
	=====	=====	=====
01	Tetrachloro-m-xylene	7.07	100.0
02	beta-BHC	10.94	100.0
03	delta-BHC	11.50	100.0
04	Aldrin	13.12	100.0
05	Heptachlor epoxide	15.23	100.0
06	gamma-Chlordane	15.64	100.0
07	alpha-Chlordane	16.07	100.0
08	4,4'-DDE	16.58	100.0
09	Endosulfan II	18.67	100.0
10	Endrin aldehyde	20.00	100.0
11	Endosulfan sulfate	21.21	100.0
12	Endrin ketone	21.88	100.0
13	Decachlorobiphenyl	24.52	

GC Column (2): CLPPESTII ID: 0.53 (mm) Instrument ID (2): E4  
 EPA Sample No. (INDBM##): INDBMC1 Lab Sample ID (2): INDBMC1  
 Date Analyzed (2): 05/04/05 Time Analyzed (2): 2338

	ANALYTE	RT	RESOLUTION (%)
	=====	=====	=====
01	Tetrachloro-m-xylene	9.93	100.0
02	beta-BHC	14.33	100.0
03	delta-BHC	15.36	100.0
04	Aldrin	16.55	100.0
05	Heptachlor epoxide	18.59	100.0
06	gamma-Chlordane	19.23	100.0
07	alpha-Chlordane	19.71	100.0
08	4,4'-DDE	20.36	100.0
09	Endosulfan II	22.14	100.0
10	Endrin aldehyde	23.05	100.0
11	Endosulfan sulfate	23.75	100.0
12	Endrin ketone	25.03	100.0
13	Decachlorobiphenyl	27.96	

7E  
PESTICIDE CALIBRATION VERIFICATION SUMMARY

Lab Name: MITKEM CORPORATION Contract: \_\_\_\_\_

Lab Code: MITKEM Case No.: \_\_\_\_\_ SAS No.: \_\_\_\_\_ SDG No.: D0523

GC Column: CLPPEST ID: 0.53 (mm) Init. Calib. Date(s): 05/04/05 05/05/05

EPA Sample No. (PIBLK##): \_\_\_\_\_ Date Analyzed : \_\_\_\_\_

Lab Sample ID (PIBLK) : \_\_\_\_\_ Time Analyzed : \_\_\_\_\_

EPA Sample No. (PEM##) : PEMC1 Date Analyzed : 05/04/05

Lab Sample ID (PEM) : PEMC1 Time Analyzed : 1659

PEM COMPOUND	RT	RT WINDOW		CALC AMOUNT (ng)	NOM AMOUNT (ng)	%D
=====	=====	=====	=====	=====	=====	=====
alpha-BHC	9.30	9.25	9.35	0.009	0.010	-10.0
beta-BHC	10.94	10.89	10.99	0.010	0.010	0.0
gamma-BHC (Lindane)	10.49	10.44	10.54	0.009	0.010	-10.0
Endrin	17.91	17.84	17.98	0.052	0.050	4.0
4,4'-DDT	19.33	19.26	19.40	0.098	0.10	-2.0
Methoxychlor	20.90	20.83	20.97	0.227	0.25	-9.2

4,4'-DDT % Breakdown (1): 0.00 Endrin % Breakdown (1): 0.00

Combined % Breakdown (1): 0.00

7E  
PESTICIDE CALIBRATION VERIFICATION SUMMARY

Lab Name: MITKEM CORPORATION Contract: \_\_\_\_\_

Lab Code: MITKEM Case No.: \_\_\_\_\_ SAS No.: \_\_\_\_\_ SDG No.: D0523

GC Column: CLPPESTII ID: 0.53 (mm) Init. Calib. Date(s): 05/04/05 05/05/05

EPA Sample No. (PIBLK##): \_\_\_\_\_ Date Analyzed : \_\_\_\_\_

Lab Sample ID (PIBLK) : \_\_\_\_\_ Time Analyzed : \_\_\_\_\_

EPA Sample No. (PEM##) : PEMC1 Date Analyzed : 05/04/05

Lab Sample ID (PEM) : PEMC1 Time Analyzed : 1659

PEM COMPOUND	RT	RT WINDOW FROM TO		CALC AMOUNT (ng)	NOM AMOUNT (ng)	%D
=====	=====	=====	=====	=====	=====	=====
alpha-BHC	12.54	12.49	12.59	0.009	0.010	-10.0
beta-BHC	14.33	14.28	14.38	0.010	0.010	0.0
gamma-BHC (Lindane)	13.92	13.87	13.97	0.009	0.010	-10.0
Endrin	21.53	21.46	21.60	0.051	0.050	2.0
4,4'-DDT	22.81	22.74	22.88	0.093	0.10	-7.0
Methoxychlor	24.57	24.50	24.64	0.219	0.25	-12.4

4,4'-DDT % Breakdown (1): 0.00 Endrin % Breakdown (1): 0.00

Combined % Breakdown (1): 0.00

7E  
PESTICIDE CALIBRATION VERIFICATION SUMMARY

Lab Name: MITKEM CORPORATION Contract: \_\_\_\_\_

Lab Code: MITKEM Case No.: \_\_\_\_\_ SAS No.: \_\_\_\_\_ SDG No.: D0523

GC Column: CLPPEST ID: 0.53 (mm) Init. Calib. Date(s): 05/04/05 05/05/05

EPA Sample No. (PIBLK##): PIBLKC2 Date Analyzed : 05/05/05

Lab Sample ID (PIBLK) : PIBLKC2 Time Analyzed : 0127

EPA Sample No. (PEM##) : PEMC2 Date Analyzed : 05/05/05

Lab Sample ID (PEM) : PEMC2 Time Analyzed : 0203

PEM COMPOUND	RT	RT WINDOW FROM TO		CALC AMOUNT (ng)	NOM AMOUNT (ng)	%D
=====	=====	=====	=====	=====	=====	=====
alpha-BHC	9.30	9.25	9.35	0.009	0.010	-10.0
beta-BHC	10.94	10.89	10.99	0.010	0.010	0.0
gamma-BHC (Lindane)	10.49	10.44	10.54	0.009	0.010	-10.0
Endrin	17.91	17.84	17.98	0.052	0.050	4.0
4,4'-DDT	19.33	19.26	19.40	0.096	0.10	-4.0
Methoxychlor	20.90	20.83	20.97	0.223	0.25	-10.8

4,4'-DDT % Breakdown (1): 0.00 Endrin % Breakdown (1): 0.00

Combined % Breakdown (1): 0.00

7E  
PESTICIDE CALIBRATION VERIFICATION SUMMARY

Lab Name: MITKEM CORPORATION Contract: \_\_\_\_\_

Lab Code: MITKEM Case No.: \_\_\_\_\_ SAS No.: \_\_\_\_\_ SDG No.: D0523

GC Column: CLPPESTII ID: 0.53 (mm) Init. Calib. Date(s): 05/04/05 05/05/05

EPA Sample No. (PIBLK##): PIBLKC2 Date Analyzed : 05/05/05

Lab Sample ID (PIBLK) : PIBLKC2 Time Analyzed : 0127

EPA Sample No. (PEM##) : PEMC2 Date Analyzed : 05/05/05

Lab Sample ID (PEM) : PEMC2 Time Analyzed : 0203

PEM COMPOUND	RT	RT WINDOW FROM TO		CALC AMOUNT (ng)	NOM AMOUNT (ng)	%D
=====	=====	=====	=====	=====	=====	=====
alpha-BHC	12.54	12.49	12.59	0.009	0.010	-10.0
beta-BHC	14.33	14.28	14.38	0.010	0.010	0.0
gamma-BHC (Lindane)	13.92	13.87	13.97	0.009	0.010	-10.0
Endrin	21.53	21.46	21.60	0.052	0.050	4.0
4,4'-DDT	22.81	22.74	22.88	0.096	0.10	-4.0
Methoxychlor	24.57	24.50	24.64	0.215	0.25	-14.0

4,4'-DDT % Breakdown (1): 0.00 Endrin % Breakdown (1): 0.00

Combined % Breakdown (1): 0.00

7E  
PESTICIDE CALIBRATION VERIFICATION SUMMARY

Lab Name: MITKEM CORPORATION Contract: \_\_\_\_\_

Lab Code: MITKEM Case No.: \_\_\_\_\_ SAS No.: \_\_\_\_\_ SDG No.: D0523

GC Column: CLPPEST ID: 0.53 (mm) Init. Calib. Date(s): 05/04/05 05/05/05

EPA Sample No. (PIBLK##): PIBLKCG Date Analyzed : 05/26/05

Lab Sample ID (PIBLK) : PIBLKCG Time Analyzed : 0546

EPA Sample No. (PEM##) : PEMCG Date Analyzed : 05/26/05

Lab Sample ID (PEM) : PEMCG Time Analyzed : 0622

PEM COMPOUND	RT	RT WINDOW FROM TO		CALC AMOUNT (ng)	NOM AMOUNT (ng)	%D
=====	=====	=====	=====	=====	=====	=====
alpha-BHC	9.29	9.25	9.35	0.010	0.010	0.0
beta-BHC	10.94	10.89	10.99	0.012	0.010	20.0
gamma-BHC (Lindane)	10.49	10.44	10.54	0.010	0.010	0.0
Endrin	17.91	17.84	17.98	0.057	0.050	14.0
4,4'-DDT	19.33	19.26	19.40	0.104	0.10	4.0
Methoxychlor	20.90	20.83	20.97	0.231	0.25	-7.6

4,4'-DDT % Breakdown (1): 0.00 Endrin % Breakdown (1): 0.00

Combined % Breakdown (1): 0.00

7E  
PESTICIDE CALIBRATION VERIFICATION SUMMARY

Lab Name: MITKEM CORPORATION Contract: \_\_\_\_\_

Lab Code: MITKEM Case No.: \_\_\_\_\_ SAS No.: \_\_\_\_\_ SDG No.: D0523

GC Column: CLPPESTII ID: 0.53 (mm) Init. Calib. Date(s): 05/04/05 05/05/05

EPA Sample No. (PIBLK##): PIBLKCG Date Analyzed : 05/26/05

Lab Sample ID (PIBLK) : PIBLKCG Time Analyzed : 0546

EPA Sample No. (PEM##) : PEMCG Date Analyzed : 05/26/05

Lab Sample ID (PEM) : PEMCG Time Analyzed : 0622

PEM COMPOUND	RT	RT WINDOW FROM TO		CALC AMOUNT (ng)	NOM AMOUNT (ng)	%D
=====	=====	=====	=====	=====	=====	=====
alpha-BHC	12.54	12.49	12.59	0.010	0.010	0.0
beta-BHC	14.33	14.28	14.38	0.011	0.010	10.0
gamma-BHC (Lindane)	13.91	13.87	13.97	0.010	0.010	0.0
Endrin	21.53	21.46	21.60	0.060	0.050	20.0
4,4'-DDT	22.81	22.74	22.88	0.111	0.10	11.0
Methoxychlor	24.57	24.50	24.64	0.244	0.25	-2.4

4,4'-DDT % Breakdown (1): 0.00 Endrin % Breakdown (1): 0.00

Combined % Breakdown (1): 0.00

7F  
PESTICIDE CALIBRATION VERIFICATION SUMMARY

Lab Name: MITKEM CORPORATION Contract: \_\_\_\_\_

Lab Code: MITKEM Case No.: \_\_\_\_\_ SAS No.: \_\_\_\_\_ SDG No.: D0523

GC Column: CLPPEST ID: 0.53 (mm) Init. Calib. Date(s): 05/04/05 05/05/05

EPA Sample No. (PIBLK##): PIBLKCH Date Analyzed : 05/26/05

Lab Sample ID (PIBLK) : PIBLKCH Time Analyzed : 1116

EPA Sample No. (INDAM##) : INDAMCH Date Analyzed : 05/26/05

Lab Sample ID (INDAM) : INDAMCH Time Analyzed : 1152

INDIVIDUAL MIX A COMPOUND	RT	RT WINDOW FROM TO		CALC AMOUNT (ng)	NOM AMOUNT (ng)	%D
=====	=====	=====	=====	=====	=====	=====
alpha-BHC	9.30	9.25	9.35	0.021	0.020	5.0
gamma-BHC (Lindane)	10.49	10.44	10.54	0.020	0.020	0.0
Heptachlor	12.15	12.10	12.20	0.020	0.020	0.0
Endosulfan I	16.44	16.37	16.51	0.022	0.020	10.0
Dieldrin	17.22	17.15	17.29	0.042	0.040	5.0
Endrin	17.91	17.84	17.98	0.041	0.040	2.5
4,4'-DDD	18.49	18.42	18.56	0.041	0.040	2.5
4,4'-DDT	19.34	19.26	19.40	0.039	0.040	-2.5
Methoxychlor	20.90	20.83	20.97	0.19	0.20	-5.0
Tetrachloro-m-xylene	7.06	7.02	7.12	0.020	0.020	0.0
Decachlorobiphenyl	24.53	24.42	24.62	0.041	0.040	2.5

EPA Sample No. (INDBM##) : INDBMCH Date Analyzed : 05/26/05

Lab Sample ID (INDBM) : INDBMCH Time Analyzed : 1348

INDIVIDUAL MIX B COMPOUND	RT	RT WINDOW FROM TO		CALC AMOUNT (ng)	NOM AMOUNT (ng)	%D
=====	=====	=====	=====	=====	=====	=====
beta-BHC	10.95	10.89	10.99	0.022	0.020	10.0
delta-BHC	11.52	11.46	11.56	0.020	0.020	0.0
Aldrin	13.13	13.07	13.17	0.021	0.020	5.0
Heptachlor epoxide	15.24	15.16	15.30	0.021	0.020	5.0
4,4'-DDE	16.59	16.51	16.65	0.041	0.040	2.5
Endosulfan II	18.68	18.61	18.75	0.041	0.040	2.5
Endosulfan sulfate	21.22	21.14	21.28	0.044	0.040	10.0
Endrin ketone	21.89	21.81	21.95	0.042	0.040	5.0
Endrin aldehyde	20.00	19.93	20.07	0.040	0.040	0.0
alpha-Chlordane	16.08	16.00	16.14	0.021	0.020	5.0
gamma-Chlordane	15.65	15.57	15.71	0.021	0.020	5.0
Tetrachloro-m-xylene	7.08	7.02	7.12	0.019	0.020	-5.0
Decachlorobiphenyl	24.53	24.42	24.62	0.038	0.040	-5.0



7F  
PESTICIDE CALIBRATION VERIFICATION SUMMARY

Lab Name: MITKEM CORPORATION Contract: \_\_\_\_\_

Lab Code: MITKEM Case No.: \_\_\_\_\_ SAS No.: \_\_\_\_\_ SDG No.: D0523

GC Column: CLPPESTII ID: 0.53 (mm) Init. Calib. Date(s): 05/04/05 05/05/05

EPA Sample No. (PIBLK##): PIBLKCH Date Analyzed : 05/26/05

Lab Sample ID (PIBLK) : PIBLKCH Time Analyzed : 1116

EPA Sample No. (INDAM##) : INDAMCH Date Analyzed : 05/26/05

Lab Sample ID (INDAM) : INDAMCH Time Analyzed : 1152

INDIVIDUAL MIX A COMPOUND	RT	RT WINDOW FROM TO		CALC AMOUNT (ng)	NOM AMOUNT (ng)	%D
=====	=====	=====	=====	=====	=====	=====
alpha-BHC	12.54	12.49	12.59	0.021	0.020	5.0
gamma-BHC (Lindane)	13.92	13.87	13.97	0.020	0.020	0.0
Heptachlor	15.46	15.41	15.51	0.020	0.020	0.0
Endosulfan I	19.83	19.76	19.90	0.022	0.020	10.0
Dieldrin	20.67	20.60	20.74	0.044	0.040	10.0
Endrin	21.53	21.46	21.60	0.043	0.040	7.5
4,4'-DDD	22.00	21.93	22.07	0.043	0.040	7.5
4,4'-DDT	22.81	22.74	22.88	0.042	0.040	5.0
Methoxychlor	24.57	24.50	24.64	0.20	0.20	0.0
Tetrachloro-m-xylene	9.94	9.89	9.99	0.020	0.020	0.0
Decachlorobiphenyl	27.96	27.85	28.05	0.041	0.040	2.5

EPA Sample No. (INDBM##) : INDBMCH Date Analyzed : 05/26/05

Lab Sample ID (INDBM) : INDBMCH Time Analyzed : 1348

INDIVIDUAL MIX B COMPOUND	RT	RT WINDOW FROM TO		CALC AMOUNT (ng)	NOM AMOUNT (ng)	%D
=====	=====	=====	=====	=====	=====	=====
beta-BHC	14.33	14.28	14.38	0.020	0.020	0.0
delta-BHC	15.36	15.31	15.41	0.020	0.020	0.0
Aldrin	16.55	16.50	16.60	0.021	0.020	5.0
Heptachlor epoxide	18.59	18.52	18.66	0.021	0.020	5.0
4,4'-DDE	20.36	20.29	20.43	0.043	0.040	7.5
Endosulfan II	22.14	22.07	22.21	0.042	0.040	5.0
Endosulfan sulfate	23.75	23.68	23.82	0.050	0.040	25.0
Endrin ketone	25.03	24.96	25.10	0.048	0.040	20.0
Endrin aldehyde	23.05	22.98	23.12	0.041	0.040	2.5
alpha-Chlordane	19.71	19.64	19.78	0.021	0.020	5.0
gamma-Chlordane	19.23	19.16	19.30	0.021	0.020	5.0
Tetrachloro-m-xylene	9.94	9.89	9.99	0.019	0.020	-5.0
Decachlorobiphenyl	27.96	27.85	28.05	0.038	0.040	-5.0

8D  
PESTICIDE ANALYTICAL SEQUENCE

Lab Name: MITKEM CORPORATION

Contract: \_\_\_\_\_

Lab Code: MITKEM Case No.: \_\_\_\_\_

SAS No.: \_\_\_\_\_ SDG No.: D0523

GC Column: CLPPEST ID: 0.53 (mm) Init. Calib. Date(s): 05/04/05 05/05/05

Instrument ID: E4

THE ANALYTICAL SEQUENCE OF PERFORMANCE EVALUATION MIXTURES, BLANKS, SAMPLES, AND STANDARDS IS GIVEN BELOW:

MEAN SURROGATE RT FROM INITIAL CALIBRATION					
TCX: <u>7.07</u>			DCB: <u>24.52</u>		
EPA SAMPLE NO.	LAB SAMPLE ID	DATE ANALYZED	TIME ANALYZED	TCX RT #	DCB RT #
=====	=====	=====	=====	=====	=====
01	RESCC1	05/04/05	1623	7.07	24.53
02	PEMC1	05/04/05	1659	7.06	24.53
03	AR1660C1	05/04/05	1736	7.06	24.53
04	AR1221C1	05/04/05	1812	7.06	24.53
05	AR1232C1	05/04/05	1848	7.07	24.53
06	AR1242C1	05/04/05	1924	7.07	24.53
07	AR1248C1	05/04/05	2001	7.07	24.53
08	AR1254C1	05/04/05	2037	7.07	24.53
09	TOXAPHC1	05/04/05	2113	7.07	24.53
10	INDALC1	05/04/05	2149	7.07	24.53
11	INDBLC1	05/04/05	2225	7.07	24.53
12	INDAMC1	05/04/05	2302	7.07	24.52
13	INDBMC1	05/04/05	2338	7.07	24.52
14	INDAHC1	05/05/05	0014	7.06	24.52
15	INDBHC1	05/05/05	0050	7.06	24.52
16	PIBLKC2	05/05/05	0127	7.07	24.53
17	PEMC2	05/05/05	0203	7.07	24.53
18	PIBLKCG	05/26/05	0546	7.06	24.52
19	PEMCG	05/26/05	0622	7.06	24.52
20	PBLK4E	05/26/05	0927	7.09	24.54
21	P4ELCS	05/26/05	1003	7.07	24.53
22	B-190	05/26/05	1040	7.07	24.53
23	PIBLKCH	05/26/05	1116	7.07	24.53
24	INDAMCH	05/26/05	1152	7.06	24.53
25	INDBMCH	05/26/05	1348	7.08	24.53
26					
27					
28					
29					
30					
31					
32					

QC LIMITS

TCX = Tetrachloro-m-xylene (+/- 0.05 MINUTES)

DCB = Decachlorobiphenyl (+/- 0.10 MINUTES)

# Column used to flag retention time values with an asterisk.

\* Values outside of QC limits.

8D  
PESTICIDE ANALYTICAL SEQUENCE

Lab Name: MITKEM CORPORATION

Contract: \_\_\_\_\_

Lab Code: MITKEM Case No.: \_\_\_\_\_

SAS No.: \_\_\_\_\_ SDG No.: D0523

GC Column: CLPPESTII ID: 0.53 (mm) Init. Calib. Date(s): 05/04/05 05/05/05

Instrument ID: E4

THE ANALYTICAL SEQUENCE OF PERFORMANCE EVALUATION MIXTURES, BLANKS, SAMPLES, AND STANDARDS IS GIVEN BELOW:

MEAN SURROGATE RT FROM INITIAL CALIBRATION					
TCX: <u>9.94</u>			DCB: <u>27.95</u>		
EPA SAMPLE NO.	LAB SAMPLE ID	DATE ANALYZED	TIME ANALYZED	TCX RT #	DCB RT #
=====	=====	=====	=====	=====	=====
01	RESCC1	05/04/05	1623	9.94	27.96
02	PEMC1	05/04/05	1659	9.94	27.96
03	AR1660C1	05/04/05	1736	9.94	27.96
04	AR1221C1	05/04/05	1812	9.94	27.96
05	AR1232C1	05/04/05	1848	9.94	27.96
06	AR1242C1	05/04/05	1924	9.94	27.96
07	AR1248C1	05/04/05	2001	9.94	27.96
08	AR1254C1	05/04/05	2037	9.94	27.96
09	TOXAPHC1	05/04/05	2113	9.94	27.96
10	INDALC1	05/04/05	2149	9.94	27.96
11	INDBLC1	05/04/05	2225	9.94	27.96
12	INDAMC1	05/04/05	2302	9.94	27.95
13	INDBMC1	05/04/05	2338	9.93	27.96
14	INDAHC1	05/05/05	0014	9.94	27.95
15	INDBHC1	05/05/05	0050	9.94	27.95
16	PIBLKC2	05/05/05	0127	9.94	27.96
17	PEMC2	05/05/05	0203	9.94	27.96
18	PIBLKCG	05/26/05	0546	9.93	27.95
19	PEMCG	05/26/05	0622	9.94	27.95
20	PBLK4E	05/26/05	0927	9.94	27.96
21	P4ELCS	05/26/05	1003	9.94	27.96
22	B-190	05/26/05	1040	9.94	27.96
23	PIBLKCH	05/26/05	1116	9.94	27.96
24	INDAMCH	05/26/05	1152	9.94	27.96
25	INDBMCH	05/26/05	1348	9.94	27.96
26					
27					
28					
29					
30					
31					
32					

QC LIMITS

TCX = Tetrachloro-m-xylene (+/- 0.05 MINUTES)  
DCB = Decachlorobiphenyl (+/- 0.10 MINUTES)

# Column used to flag retention time values with an asterisk.  
\* Values outside of QC limits.

9A  
PESTICIDE FLORISIL CARTRIDGE CHECK

Lab Name: MITKEM CORPORATION Contract: \_\_\_\_\_

Lab Code: MITKEM Case No.: \_\_\_\_\_ SAS No.: \_\_\_\_\_ SDG No.: D0523

Florisil Cartridge Lot Number: AMFLX-4B Date of Analysis: 01/05/05

GC Column (1): CLPPEST ID: 0.53 (mm) GC Column (2): CLPPESTII ID: 0.53 (mm)

COMPOUND	SPIKE ADDED (ng)	SPIKE RECOVERED (ng)	% REC #	QC LIMITS
alpha-BHC	0.010	0.0087	87	80-120
gamma-BHC (Lindane)	0.010	0.009	90	80-120
Heptachlor	0.010	0.0096	96	80-120
Endosulfan I	0.010	0.0099	99	80-120
Dieldrin	0.020	0.019	93	80-120
Endrin	0.020	0.019	97	80-120
4,4'-DDD	0.020	0.019	95	80-120
4,4'-DDT	0.020	0.019	93	80-120
Methoxychlor	0.10	0.1	103	80-120
Tetrachloro-m-xylene	0.010	0.01	100	80-120
Decachlorobiphenyl	0.020	0.022	108	80-120
2,4,5-Trichlorophenol	0.050	0	0	<5

# Column to be used to flag recovery with an asterisk.

\* Values outside of QC limits.

THIS CARTRIDGE LOT APPLIES TO THE FOLLOWING SAMPLES, BLANKS, MS, AND MSD:

	EPA SAMPLE NO.	LAB SAMPLE ID	DATE ANALYZED 1	DATE ANALYZED 2
01	PBLK4E	MB-18108	05/26/05	05/26/05
02	P4ELCS	LCS-18108	05/26/05	05/26/05
03	B-190	D0523-01A	05/26/05	05/26/05
04				
05				
06				
07				
08				
09				
10				
11				
12				
13				
14				
15				
16				
17				
18				
19				
20				
21				
22				

9B  
PESTICIDE GPC CALIBRATION VERIFICATION

Lab Name: MITKEM CORPORATION Contract: \_\_\_\_\_  
 Lab Code: MITKEM Case No.: \_\_\_\_\_ SAS No.: \_\_\_\_\_ SDG No.: D0523  
 GPC Column: S-X3-A11 Calibration Verification Date: 05/26/05  
 GC Column (1): CLPPEST ID: 0.53 (mm) GC Column (2): CLPPESTII ID: 0.53 (mm)

COMPOUND	SPIKE ADDED (ug/L)	SPIKE RECOVERED (ug/L)	% REC #	QC LIMITS
gamma-BHC (Lindane)	0.050	0.043	87	80-110
Heptachlor	0.050	0.043	87	80-110
Aldrin	0.050	0.047	93	80-110
Dieldrin	0.10	0.09	90	80-110
Endrin	0.10	0.098	98	80-110
4,4'-DDT	0.10	0.09	90	80-110

# Column to be used to flag recovery with an asterisk.  
 \* Values outside of QC limits.

THIS GPC CALIBRATION VERIFICATION APPLIES TO THE FOLLOWING SAMPLES, BLANKS, MS, A

	EPA SAMPLE NO.	LAB SAMPLE ID	DATE ANALYZED 1	DATE ANALYZED 2
01	PBLK4E	MB-18108	05/26/05	05/26/05
02	P4ELCS	LCS-18108	05/26/05	05/26/05
03	B-190	D0523-01A	05/26/05	05/26/05
04				
05				
06				
07				
08				
09				
10				
11				
12				
13				
14				
15				
16				
17				
18				
19				
20				
21				
22				
23				
24				
25				
26				

10A  
PESTICIDE IDENTIFICATION SUMMARY  
FOR SINGLE COMPONENT ANALYTES

EPA SAMPLE NO.

P4ELCS

Lab Name: MITKEM CORPORATION

Contract: \_\_\_\_\_

Lab Code: MITKEM Case No.: \_\_\_\_\_

SAS No.: \_\_\_\_\_ SDG No.: D0523

Lab Sample ID: LCS-18108

Date(s) Analyzed: 05/26/05 05/26/05

Instrument ID (1): E4

Instrument ID (2): E4

GC Column(1): CLPPEST ID: 0.53 (mm)

GC Column(2): CLPPESTII ID: 0.53 (mm)

ANALYTE	COL	RT	RT WINDOW		CONCENTRATION	%D
=====	=====	=====	=====	=====	=====	=====
<u>gamma-BHC (Lindane)</u>	1	10.49	10.44	10.54	11	
	2	13.92	13.87	13.97	11	0.0
<u>Heptachlor</u>	1	12.15	12.10	12.20	12	
	2	15.46	15.41	15.51	12	0.0
<u>Aldrin</u>	1	13.13	13.07	13.17	14	
	2	16.55	16.50	16.60	14	0.0
<u>Dieldrin</u>	1	17.23	17.15	17.29	26	
	2	20.68	20.60	20.74	27	3.8
<u>Endrin</u>	1	17.91	17.84	17.98	28	
	2	21.53	21.46	21.60	31	10.7
<u>4,4'-DDT</u>	1	19.34	19.26	19.40	24	
	2	22.81	22.74	22.88	27	12.5
	1					
	2					
	1					
	2					

Data File: \\AVOCADRO\ORGANICS\organic\svoa\E4.1\050504F.B\E4C6431F.D

Date : 04-MAY-2005 16:23

Client ID: RESCC1

Sample Info: RESCC1, RESCC1, resc.sub,,

Volume Injected (uL): 1.0

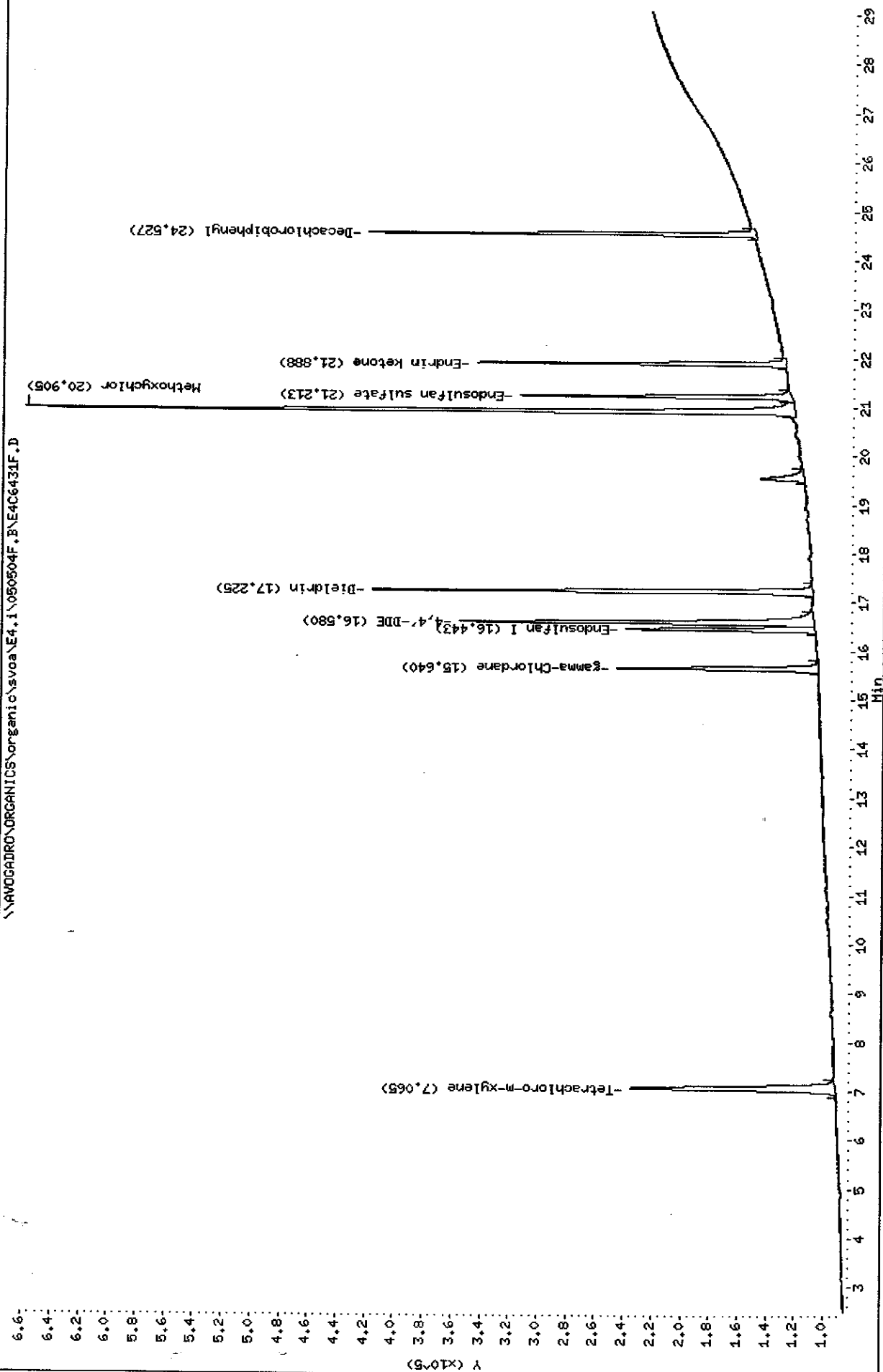
Column phase: CLPPest

Instrument: E4.1

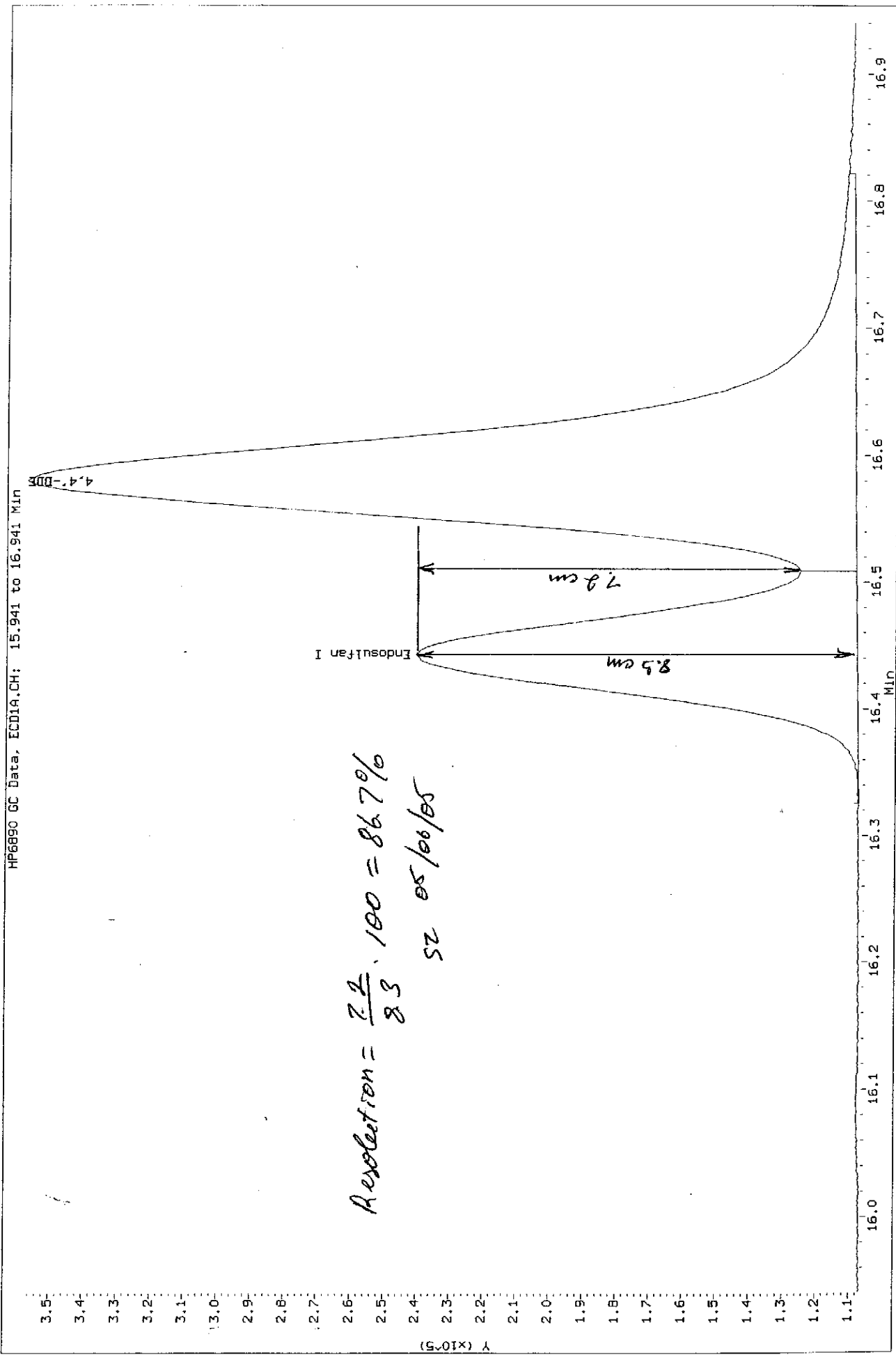
Operator: SRC:

Column diameter: 0.53

\\AVOCADRO\ORGANICS\organic\svoa\E4.1\050504F.B\E4C6431F.D



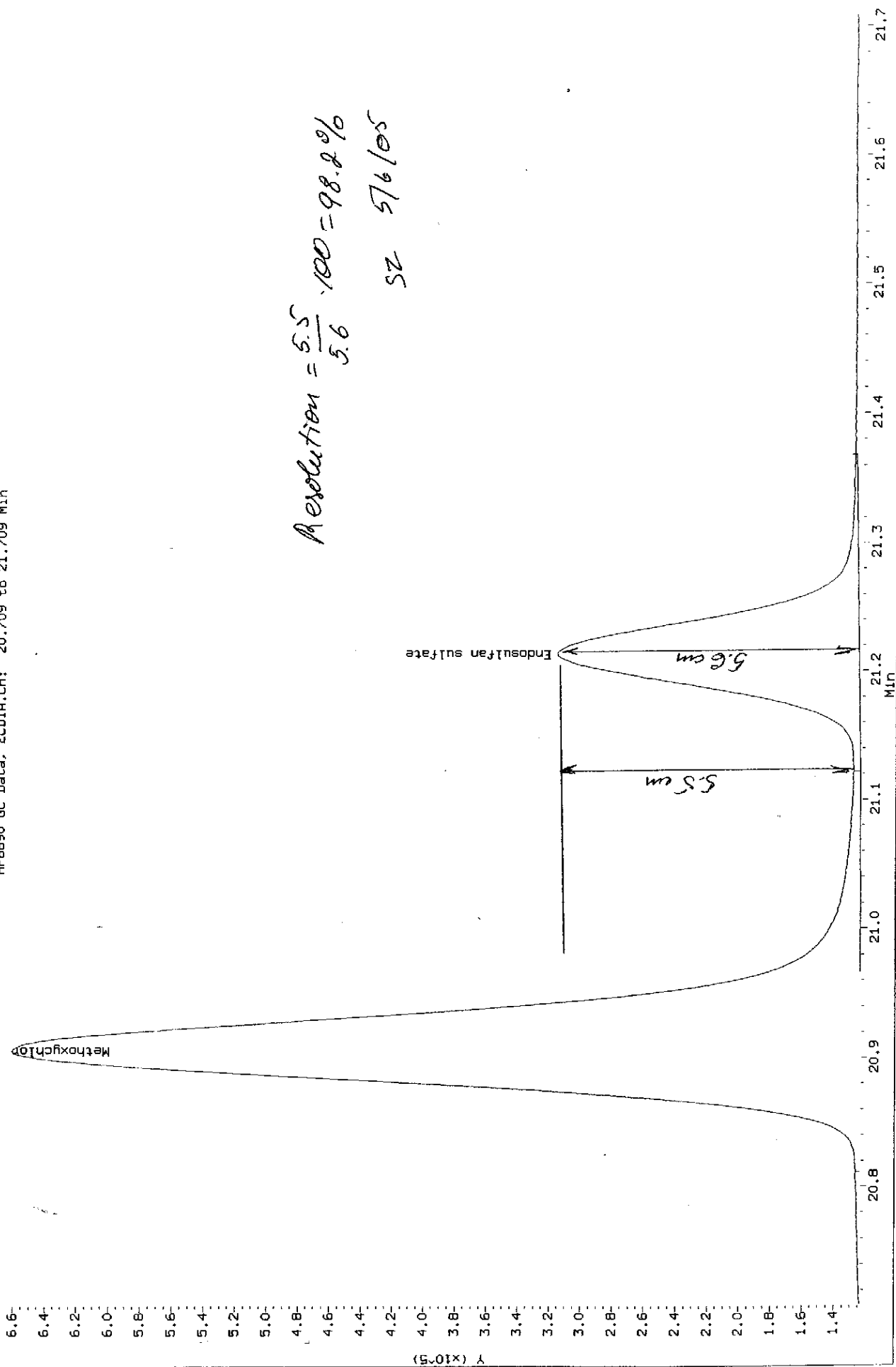
Data File: \\AVOGADRO\ORGANICS\organic\svoa\E4.1\050504F.B\4E4E6431F.D  
Injection Date: 04-MAY-2005 16:23  
Instrument: E4.1  
Client Sample ID: RES001





Data File: \\AVOGADRO\ORGANICS\organic\evoa\E4.1\050504F.B\E4C6431F.D  
Injection Date: 04-MAY-2005 16:23  
Instrument: E4.1  
Client Sample ID: RESC1

HP6890 GC Data, ECD1A.CH: 20.709 to 21.709 Min



Data File: \\AVOGADRO\ORGANICS\organic\svoa\E4.1\050504R.B\E4C6431R.D

Date : 04-MAY-2005 16:23

Client ID: RESCC1

Sample Info: RESCC1, RESCC1,, resc.sub,,

Volume Injected (ul): 1.0

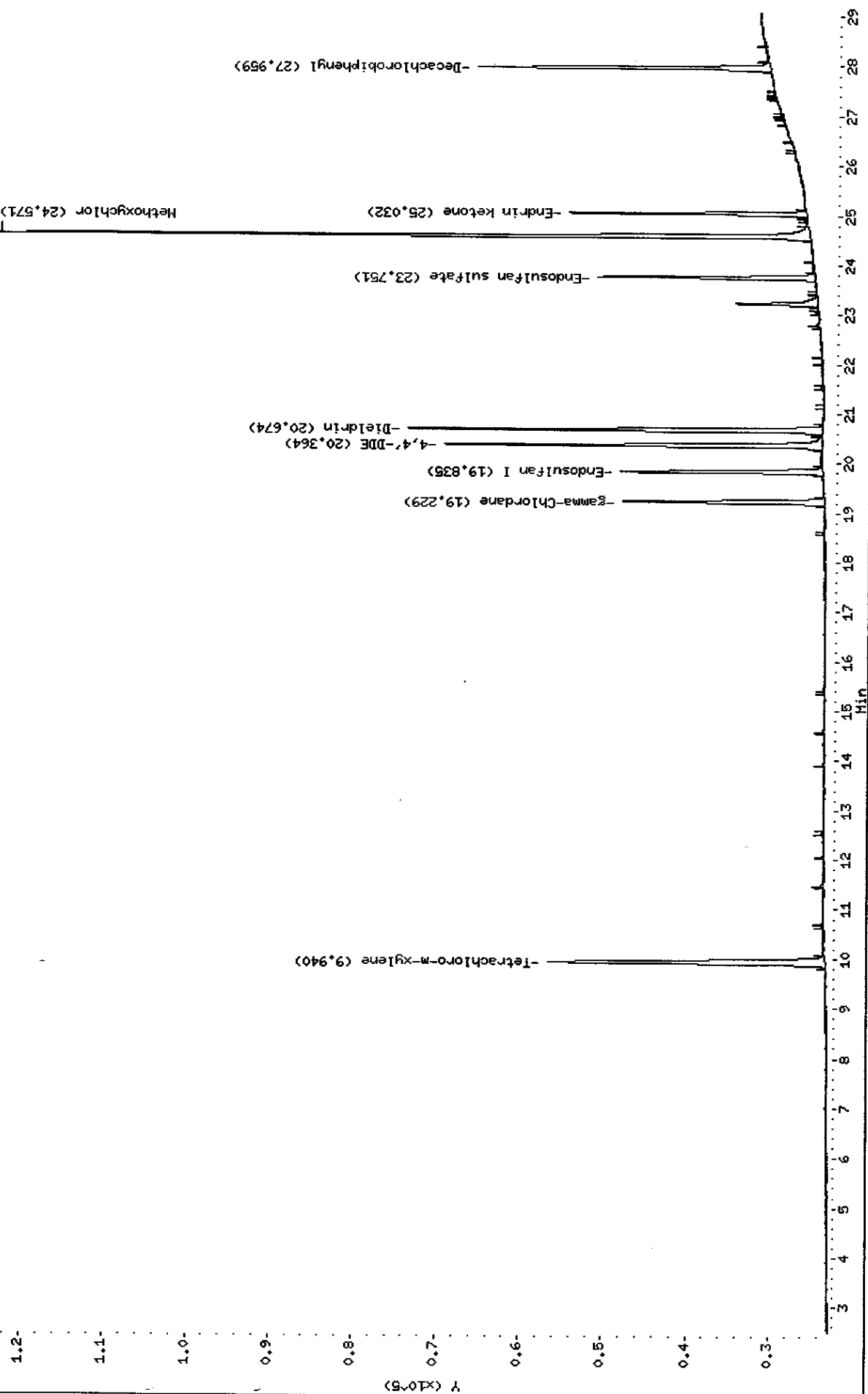
Column phase: CLPPESTII

Instrument: E4.1

Operator: SRC:

Column diameter: 0.53

\\AVOGADRO\ORGANICS\organic\svoa\E4.1\050504R.B\E4C6431R.D



Data File: E4C6431F.D  
 Report Date: 05-May-2005 10:08

Mitkem Corporation

NYASP Pesticide Quantitation Report

Data file : \\AVOGADRO\ORGANICS\organic\svoa\E4.i\050504F.B\E4C6431F.D  
 Lab Smp Id: RESCC1 Client Smp ID: RESCC1  
 Inj Date : 04-MAY-2005 16:23  
 Operator : SRC: Inst ID: E4.i  
 Smp Info : RESCC1, RESCC1,, resc.sub,,  
 Misc Info :  
 Comment :  
 Method : \\AVOGADRO\ORGANICS\organic\svoa\E4.i\050504F.B\clp-1262e4f.m  
 Meth Date : 05-May-2005 09:52 mtl Quant Type: ESTD  
 Cal Date : 05-MAY-2005 00:50 Cal File: E4C6445F.D  
 Als bottle: 1 QC Sample: RESOLUTION  
 Dil Factor: 1.00000  
 Integrator: Falcon Compound Sublist: resc.sub  
 Subtraction File: \\AVOGADRO\ORGANICS  
 Target Version: 4.03 Sample Matrix: WATER  
 Processing Host: TARGET9

Concentration Formula:  $\text{Amt} * \text{DF} * \text{Uf} * \text{Vt} / (\text{Vo} * \text{Vi})$

Name	Value	Description
DF	1.000	Dilution Factor
Uf	1.000	Correction factor
Vt	1000.000	Volume of final extract (uL)
Vo	1000.000	Volume of sample extracted (mL)
Vi	1.000	Volume injected (uL)

CONCENTRATIONS						
RT	EXP RT	DLT RT	ON-COL	FINAL	TARGET RANGE	RATIO
==	=====	=====	=====	=====	=====	=====
11 gamma-Chlordane CAS #: 5103-74-2						
15.6	15.6	0.000	603241 0.00964	0.0096		
-----						
10 Endosulfan I CAS #: 959-98-8						
16.4	16.4	0.000	544845 0.00914	0.0091		
-----						
13 4,4'-DDE CAS #: 72-55-9						
16.6	16.6	0.000	1184527 0.02021	0.020		
-----						
14 Dieldrin CAS #: 60-57-1						
17.2	17.2	0.000	1233992 0.01860	0.019		
-----						

Data File: E4C6431F.D  
Report Date: 05-May-2005 10:08

CONCENTRATIONS						
RT	EXP RT	DLT RT	ON-COL	FINAL	TARGET RANGE	RATIO
==	=====	=====	RESPONSE ( ng)	( ug/L)	=====	=====
20 Endosulfan sulfate CAS #: 1031-07-8						
21.2	21.2	0.000	697998 0.01932	0.019		
-----						
22 Endrin ketone CAS #: 53494-70-5						
21.9	21.9	0.000	724828 0.02005	0.020		
-----						
21 Methoxychlor CAS #: 72-43-5						
20.9	20.9	0.000	2078464 0.09475	0.095		
-----						
\$ 1 Tetrachloro-m-xylene CAS #: 877-09-8						
7.07	7.07	0.000	866166 0.01862	0.019		(R)
-----						
\$ 2 Decachlorobiphenyl CAS #: 2051-24-3						
24.5	24.5	0.000	861243 0.01861	0.019		(R)
-----						

#### QC Flag Legend

R - Spike/Surrogate failed recovery limits.

92 05/05/05

Data File: E4C6431R.D  
Report Date: 05-May-2005 10:09

# Mitkem Corporation

## NYASP Pesticide Quantitation Report

Data file : \\AVOGADRO\ORGANICS\organic\svoa\E4.i\050504R.B\E4C6431R.D  
Lab Smp Id: RESCC1 Client Smp ID: RESCC1  
Inj Date : 04-MAY-2005 16:23  
Operator : SRC: Inst ID: E4.i  
Smp Info : RESCC1, RESCC1,, resc.sub,,  
Misc Info :  
Comment :  
Method : \\AVOGADRO\ORGANICS\organic\svoa\E4.i\050504R.B\clp1262-e4r.m  
Meth Date : 05-May-2005 10:06 mt1 Quant Type: ESTD  
Cal Date : 05-MAY-2005 00:50 Cal File: E4C6445R.D  
Als bottle: 1 QC Sample: RESOLUTION  
Dil Factor: 1.00000  
Integrator: Falcon Compound Sublist: resc.sub  
Subtraction File: \\AVOGADRO\ORGANICS  
Target Version: 4.03 Sample Matrix: WATER  
Processing Host: TARGET9

Concentration Formula:  $\text{Amt} * \text{DF} * \text{Uf} * \text{Vt} / (\text{Vo} * \text{Vi})$

Name	Value	Description
DF	1.000	Dilution Factor
Uf	1.000	Correction factor
Vt	1000.000	Volume of final extract (uL)
Vo	1000.000	Volume of sample extracted (mL)
Vi	1.000	Volume injected (uL)

CONCENTRATIONS						
			ON-COL	FINAL		
RT	EXP RT	DLT RT	RESPONSE ( ng)	( ug/L)	TARGET RANGE	RATIO
==	=====	=====	=====	=====	=====	=====
11 gamma-Chlordane CAS #: 5103-74-2						
19.2	19.2	0.000	94328 0.00948	0.0095		
-----						
10 Endosulfan I CAS #: 959-98-8						
19.8	19.8	0.000	91564 0.00926	0.0093		
-----						
13 4,4'-DDE CAS #: 72-55-9						
20.4	20.4	0.000	162259 0.01874	0.019		
-----						
14 Dieldrin CAS #: 60-57-1						
20.7	20.7	0.000	172588 0.01677	0.017		
-----						

Data File: E4C6431R.D  
Report Date: 05-May-2005 10:09

CONCENTRATIONS						
RT	EXP RT	DLT RT	ON-COL	FINAL	TARGET RANGE	RATIO
==	=====	=====	RESPONSE ( ng)	( ug/L)	=====	=====
20 Endosulfan sulfate CAS #: 1031-07-8						
23.8	23.7	0.100	83616 0.01897	0.019		
-----						
22 Endrin ketone CAS #: 53494-70-5						
25.0	25.0	0.000	86333 0.02080	0.021		
-----						
21 Methoxychlor CAS #: 72-43-5						
24.6	24.6	0.000	306231 0.09010	0.090		
-----						
\$ 1 Tetrachloro-m-xylene CAS #: 877-09-8						
9.94	9.94	0.000	167596 0.01863	0.019		(R)
-----						
\$ 2 Decachlorobiphenyl CAS #: 2051-24-3						
28.0	28.0	0.000	118555 0.01761	0.018		(R)
-----						

#### QC Flag Legend

R - Spike/Surrogate failed recovery limits.

*52 05/05/05*

Data File: \\AVOCADRO\ORGANICS\organic\svoa\E4.i\050504F.B\E4C6432F.D

Date : 04-MAY-2005 16:59

Client ID: PEMC1

Sample Info: PEMC1,PEMC1,,pen.sub,PEH,SPK,

Volume Injected (ul.): 1.0

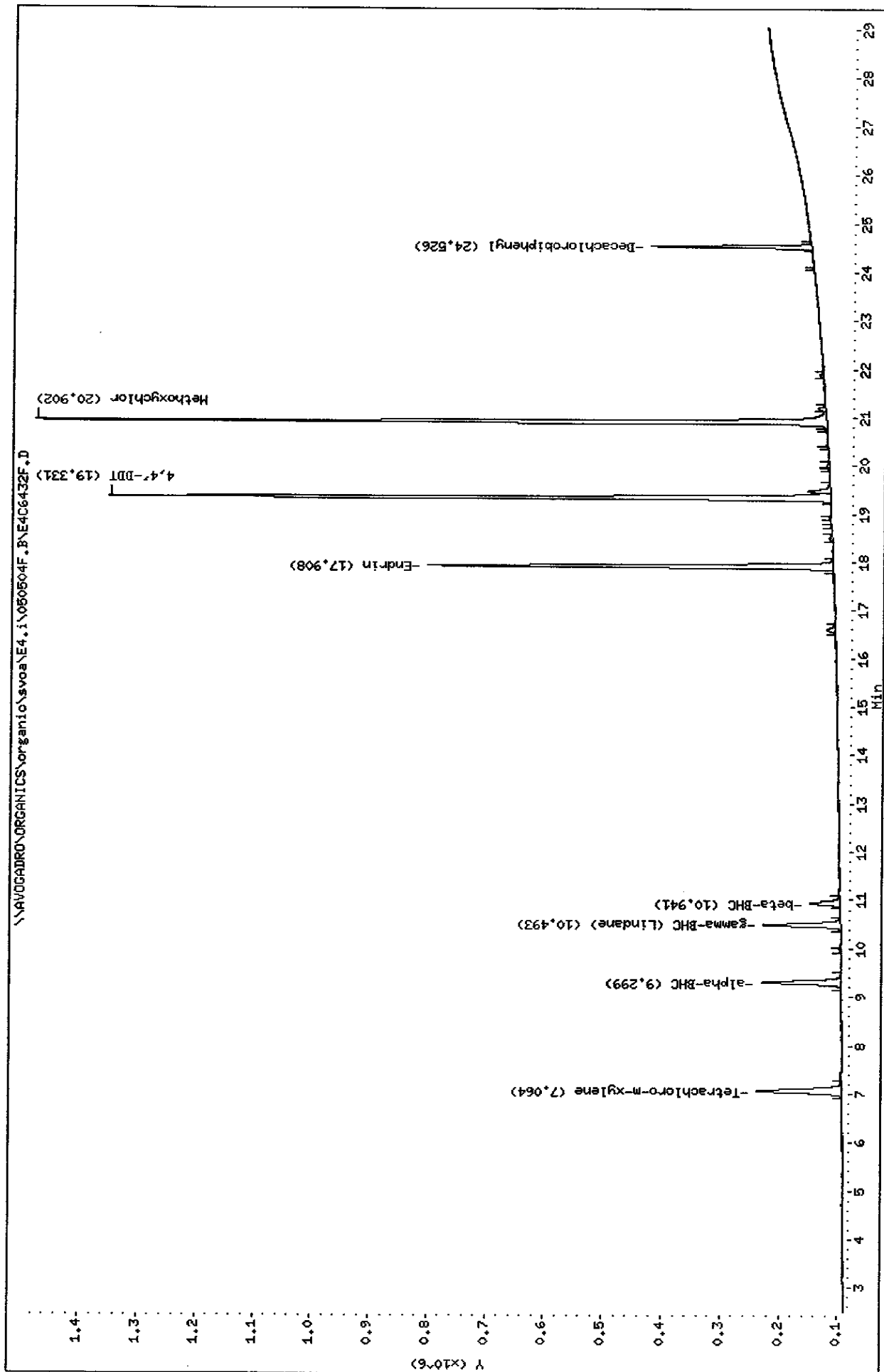
Column phase: CLPPest

Instrument: E4.i

Operator: SRC:

Column diameter: 0.53

\\AVOCADRO\ORGANICS\organic\svoa\E4.i\050504F.B\E4C6432F.D



Data File: \\AVOCADRO\ORGANICS\organic\svoa\E4.i\050504R.BNE4C6432R.D

Date : 04-MAY-2008 16:59

Client ID: PEMC1

Sample Info: PEMC1,PEMC1,,pem.sub,PEM.SPK,

Volume Injected (uL): 1.0

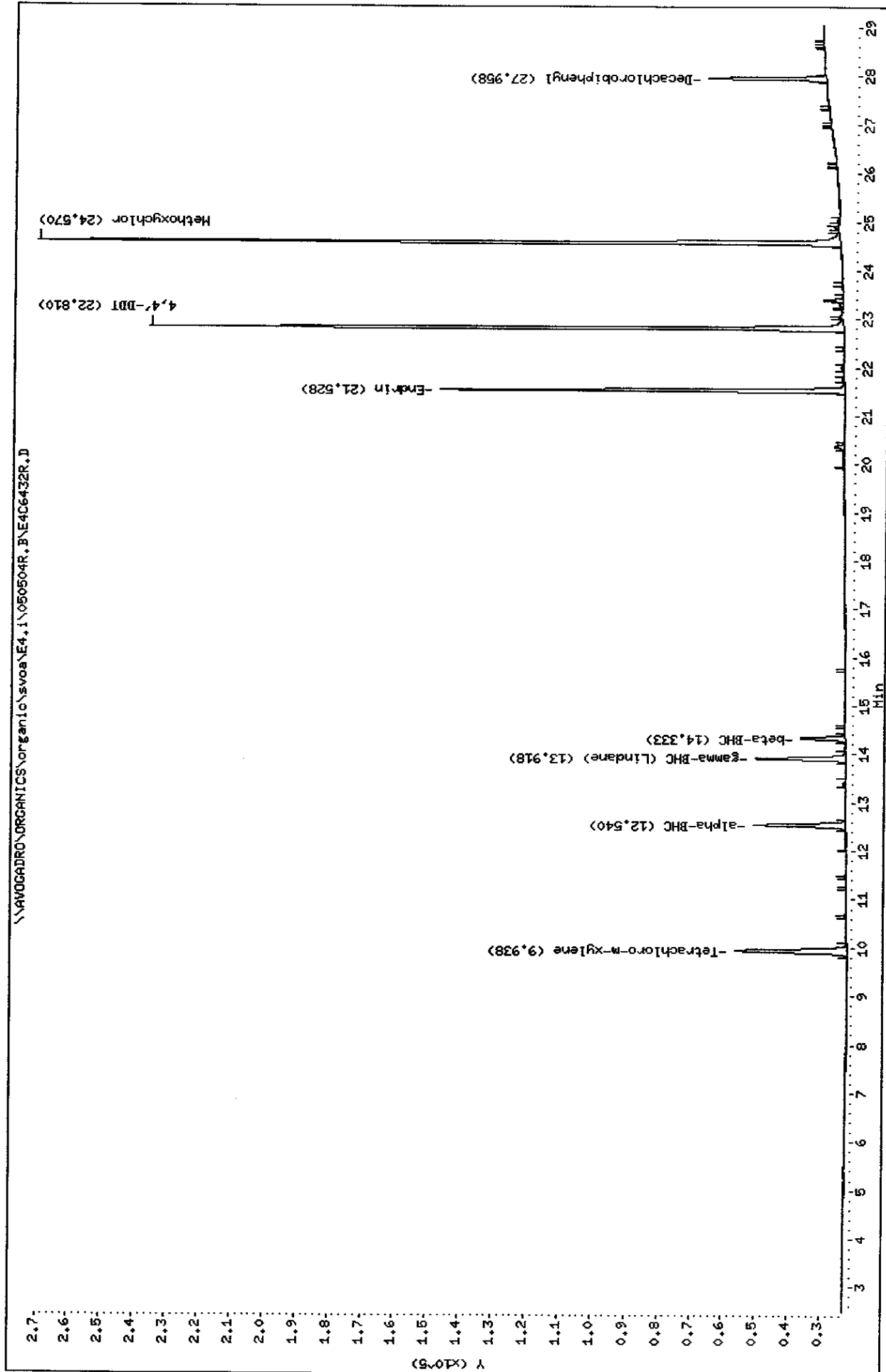
Column phase: CLPPESTII

Instrument: E4.i

Operator: SRC:

Column diameter: 0.53

\\AVOCADRO\ORGANICS\organic\svoa\E4.i\050504R.BNE4C6432R.D





Data File: E4C6432F.D  
Report Date: 05-May-2005 10:08

Mitkem Corporation

NYASP Pesticide Quantitation Report

Data file : \\AVOGADRO\ORGANICS\organic\svoa\E4.i\050504F.B\E4C6432F.D  
Lab Smp Id: PEMC1 Client Smp ID: PEMC1  
Inj Date : 04-MAY-2005 16:59  
Operator : SRC: Inst ID: E4.i  
Smp Info : PEMC1,PEMC1,,pem.sub,PEM.SPK,  
Misc Info :  
Comment :  
Method : \\AVOGADRO\ORGANICS\organic\svoa\E4.i\050504F.B\clp-1262e4f.m  
Meth Date : 05-May-2005 09:52 mtl Quant Type: ESTD  
Cal Date : 05-MAY-2005 00:50 Cal File: E4C6445F.D  
Als bottle: 2 QC Sample: PEM  
Dil Factor: 1.00000  
Integrator: Falcon Compound Sublist: pem.sub  
Subtraction File: \\AVOGADRO\ORGANICS  
Target Version: 4.03 Sample Matrix: WATER  
Processing Host: TARGET9

Concentration Formula:  $\text{Amt} * \text{DF} * \text{Uf} * \text{Vt} / (\text{Vo} * \text{Vi})$

Name	Value	Description
DF	1.000	Dilution Factor
Uf	1.000	Correction factor
Vt	1000.000	Volume of final extract (uL)
Vo	1000.000	Volume of sample extracted (mL)
Vi	1.000	Volume injected (uL)

CONCENTRATIONS						
RT	EXP RT	DLT RT	ON-COL	FINAL	TARGET RANGE	RATIO
			RESPONSE ( ng)	( ug/L)		
			=====	=====	=====	=====
\$ 1	Tetrachloro-m-xylene		CAS #: 877-09-8			
7.06	7.07	-0.010	884851 0.01902	0.019		
-----						
3	alpha-BHC		CAS #: 319-84-6			
9.30	9.30	0.000	690712 0.00918	0.0092		
-----						
4	gamma-BHC (Lindane)		CAS #: 58-89-9			
10.5	10.5	0.000	633547 0.00907	0.0091		
-----						
7	beta-BHC		CAS #: 319-85-7			
10.9	10.9	0.000	269638 0.01043	0.010		
-----						

Data File: E4C6432F.D  
Report Date: 05-May-2005 10:08

CONCENTRATIONS						
RT	EXP RT	DLT RT	ON-COL	FINAL	TARGET RANGE	RATIO
==	=====	=====	RESPONSE ( ng)	( ug/L)	=====	=====
15 Endrin						
			CAS #: 72-20-8			
17.9	17.9	0.000	2845835	0.05169	0.052	
-----						
18 4,4'-DDT						
			CAS #: 50-29-3			
19.3	19.3	0.000	4637904	0.09803	0.098	
-----						
21 Methoxychlor						
			CAS #: 72-43-5			
20.9	20.9	0.000	4978218	0.22694	0.23	
-----						
\$ 2 Decachlorobiphenyl						
			CAS #: 2051-24-3			
24.5	24.5	0.000	862770	0.01865	0.019	
-----						

92 05/05/05

Data File: E4C6432R.D  
Report Date: 05-May-2005 10:09

Mitkem Corporation

NYASP Pesticide Quantitation Report

Data file : \\AVOGADRO\ORGANICS\organic\svoa\E4.i\050504R.B\E4C6432R.D  
Lab Smp Id: PEMC1 Client Smp ID: PEMC1  
Inj Date : 04-MAY-2005 16:59  
Operator : SRC: Inst ID: E4.i  
Smp Info : PEMC1,PEMC1,,pem.sub,PEM.SPK,  
Misc Info :  
Comment :  
Method : \\AVOGADRO\ORGANICS\organic\svoa\E4.i\050504R.B\clp1262-e4r.m  
Meth Date : 05-May-2005 10:06 mtl Quant Type: ESTD  
Cal Date : 05-MAY-2005 00:50 Cal File: E4C6445R.D  
Als bottle: 2 QC Sample: PEM  
Dil Factor: 1.00000  
Integrator: Falcon Compound Sublist: pem.sub  
Subtraction File: \\AVOGADRO\ORGANICS  
Target Version: 4.03 Sample Matrix: WATER  
Processing Host: TARGET9

Concentration Formula:  $\text{Amt} * \text{DF} * \text{Uf} * \text{Vt} / (\text{Vo} * \text{Vi})$

Name	Value	Description
DF	1.000	Dilution Factor
Uf	1.000	Correction factor
Vt	1000.000	Volume of final extract (uL)
Vo	1000.000	Volume of sample extracted (mL)
Vi	1.000	Volume injected (uL)

CONCENTRATIONS						
RT	EXP RT	DLT RT	ON-COL		FINAL	RATIO
			RESPONSE (	ng)		
==	=====	=====	=====	=====	=====	=====
\$ 1					CAS #: 877-09-8	
9.94	9.94	0.000	172257	0.01915	0.019	
-----						
3					CAS #: 319-84-6	
12.5	12.5	0.000	116200	0.00927	0.0093	
-----						
4					CAS #: 58-89-9	
13.9	13.9	0.000	110488	0.00942	0.0094	
-----						
7					CAS #: 319-85-7	
14.3	14.3	0.000	53713	0.01012	0.010	
-----						

Data File: E4C6432R.D  
Report Date: 05-May-2005 10:09

CONCENTRATIONS						
RT	EXP RT	DLT RT	ON-COL	FINAL	TARGET RANGE	RATIO
==	=====	=====	RESPONSE ( ng)	( ug/L)	=====	=====
15 Endrin						
21.5	21.5	0.000	403184 0.05110	0.051	CAS #: 72-20-8	
-----						
18 4,4'-DDT						
22.8	22.8	0.000	652121 0.09338	0.093	CAS #: 50-29-3	
-----						
21 Methoxychlor						
24.6	24.6	0.000	746022 0.21949	0.22	CAS #: 72-43-5	
-----						
\$ 2 Decachlorobiphenyl						
28.0	28.0	0.000	121778 0.01809	0.018	CAS #: 2051-24-3	
-----						

52 05/06/06

Data File: \\AVOGADRO\ORGANICS\organic\svoa\E4.1\050504F.B\E4C6447F.D

Date : 05-MAY-2005 02:03

Client ID: PENC2

Sample Info: PENC2,PENC2,,pem.sub,PEM.SPK,

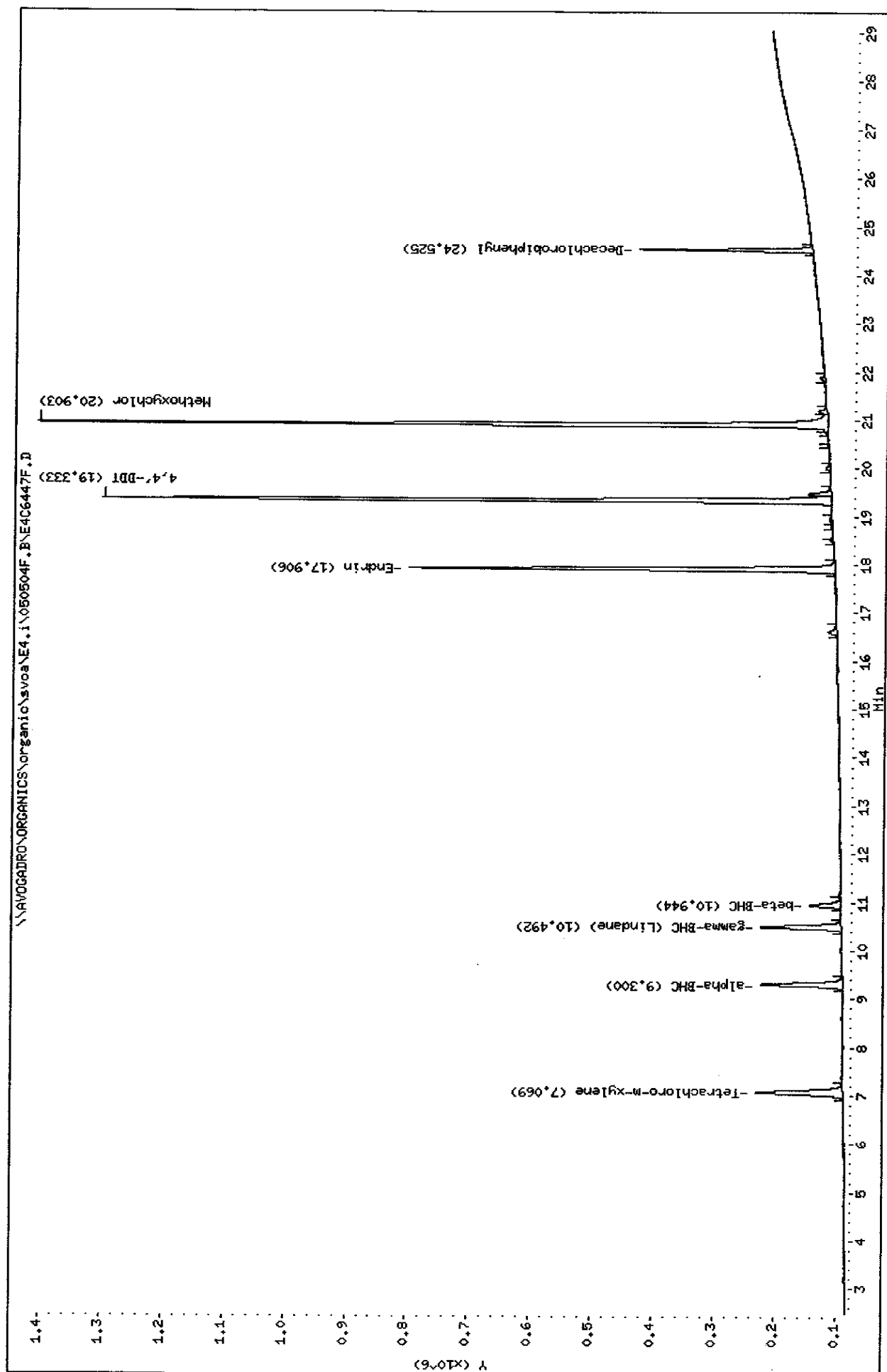
Volume Injected (uL): 1.0

Column phase: CLPest

Instrument: E4.i

Operator: SRC:

Column diameter: 0.53



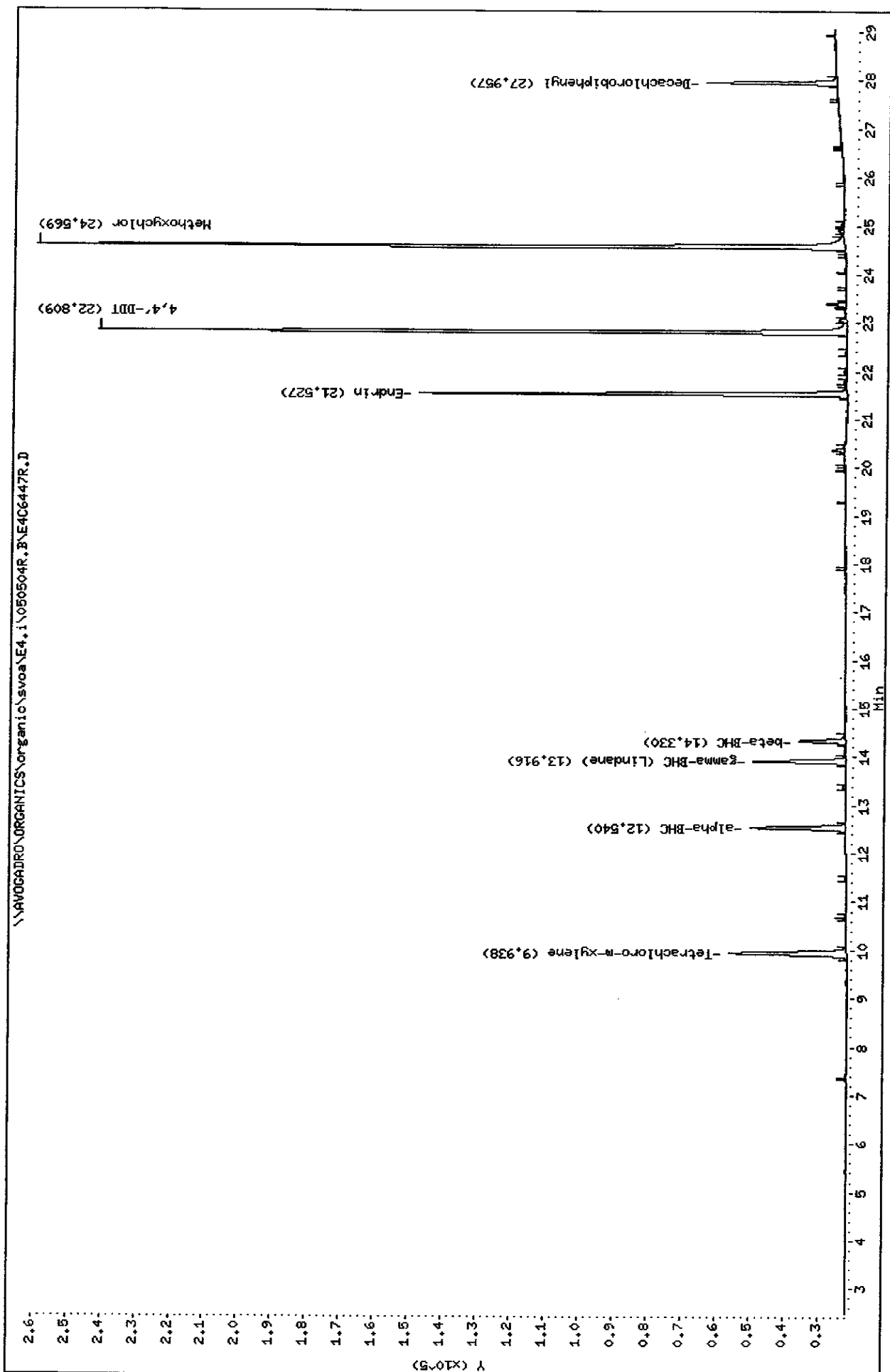
Data File: \\AVOCADRO\ORGANICS\organic\svoa\E4.i\050504R.B\E4C6447R.D  
Date : 05-MAY-2005 02:03  
Client ID: PEHC2  
Sample Info: PEHC2,PEHC2,,pen.sub,PEH.SPK,  
Volume Injected (uL): 1.0  
Column phase: CLPPESTII

Instrument: E4.i

Operator: SRC:

Column diameter: 0.53

\\AVOCADRO\ORGANICS\organic\svoa\E4.i\050504R.B\E4C6447R.D



Data File: E4C6447F.D  
Report Date: 05-May-2005 10:09

Mitkem Corporation

NYASP Pesticide Quantitation Report

Data file : \\AVOGADRO\ORGANICS\organic\svoa\E4.i\050504F.B\E4C6447F.D  
Lab Smp Id: PEMC2 Client Smp ID: PEMC2  
Inj Date : 05-MAY-2005 02:03  
Operator : SRC: Inst ID: E4.i  
Smp Info : PEMC2,PEMC2,,pem.sub,PEM.SPK,  
Misc Info :  
Comment :  
Method : \\AVOGADRO\ORGANICS\organic\svoa\E4.i\050504F.B\clp-1262e4f.m  
Meth Date : 05-May-2005 09:52 mtl Quant Type: ESTD  
Cal Date : 05-MAY-2005 00:50 Cal File: E4C6445F.D  
Als bottle: 16 QC Sample: PEM  
Dil Factor: 1.00000  
Integrator: Falcon Compound Sublist: pem.sub  
Subtraction File: \\AVOGADRO\ORGANICS  
Target Version: 4.03 Sample Matrix: WATER  
Processing Host: TARGET9

Concentration Formula:  $\text{Amt} * \text{DF} * \text{Uf} * \text{Vt} / (\text{Vo} * \text{Vi})$

Name	Value	Description
DF	1.000	Dilution Factor
Uf	1.000	Correction factor
Vt	1000.000	Volume of final extract (uL)
Vo	1000.000	Volume of sample extracted (mL)
Vi	1.000	Volume injected (uL)

CONCENTRATIONS						
			ON-COL	FINAL		
RT	EXP RT	DLT RT	RESPONSE ( ng)	( ug/L)	TARGET RANGE	RATIO
==	=====	=====	=====	=====	=====	=====
\$ 1	Tetrachloro-m-xylene		CAS #: 877-09-8			
7.07	7.07	0.000	888062 0.01909	0.019		
-----						
3	alpha-BHC		CAS #: 319-84-6			
9.30	9.30	0.000	686970 0.00914	0.0091		
-----						
4	gamma-BHC (Lindane)		CAS #: 58-89-9			
10.5	10.5	0.000	636839 0.00912	0.0091		
-----						
7	beta-BHC		CAS #: 319-85-7			
10.9	10.9	0.000	266296 0.01030	0.010		
-----						

CONCENTRATIONS						
RT	EXP RT	DLT RT	ON-COL	FINAL	TARGET RANGE	RATIO
==	=====	=====	RESPONSE ( ng)	( ug/L)	=====	=====
15 Endrin						
				CAS #: 72-20-8		
17.9	17.9	0.000	2866836 0.05207	0.052		
-----						
18 4,4'-DDT						
				CAS #: 50-29-3		
19.3	19.3	0.000	4557570 0.09633	0.096		
-----						
21 Methoxychlor						
				CAS #: 72-43-5		
20.9	20.9	0.000	4887212 0.22279	0.22		
-----						
\$ 2 Decachlorobiphenyl						
				CAS #: 2051-24-3		
24.5	24.5	0.000	895427 0.01935	0.019		
-----						

*sz 01/05/05*



Data File: E4C6447R.D  
Report Date: 05-May-2005 10:10

# Mitkem Corporation

## NYASP Pesticide Quantitation Report

Data file : \\AVOGADRO\ORGANICS\organic\svoa\E4.i\050504R.B\E4C6447R.D  
Lab Smp Id: PEMC2 Client Smp ID: PEMC2  
Inj Date : 05-MAY-2005 02:03  
Operator : SRC: Inst ID: E4.i  
Smp Info : PEMC2,PEMC2,,pem.sub,PEM.SPK,  
Misc Info :  
Comment :  
Method : \\AVOGADRO\ORGANICS\organic\svoa\E4.i\050504R.B\clp1262-e4r.m  
Meth Date : 05-May-2005 10:06 mt1 Quant Type: ESTD  
Cal Date : 05-MAY-2005 00:50 Cal File: E4C6445R.D  
Als bottle: 16 QC Sample: PEM  
Dil Factor: 1.00000  
Integrator: Falcon Compound Sublist: pem.sub  
Subtraction File: \\AVOGADRO\ORGANICS  
Target Version: 4.03 Sample Matrix: WATER  
Processing Host: TARGET9

Concentration Formula:  $\text{Amt} * \text{DF} * \text{Uf} * \text{Vt} / (\text{Vo} * \text{Vi})$

Name	Value	Description
DF	1.000	Dilution Factor
Uf	1.000	Correction factor
Vt	1000.000	Volume of final extract (uL)
Vo	1000.000	Volume of sample extracted (mL)
Vi	1.000	Volume injected (uL)

CONCENTRATIONS						
			ON-COL	FINAL		
RT	EXP RT	DLT RT	RESPONSE ( ng)	( ug/L)	TARGET RANGE	RATIO
==	=====	=====	=====	=====	=====	=====
\$ 1	Tetrachloro-m-xylene		CAS #: 877-09-8			
9.94	9.94	0.000	173239 0.01926	0.019		
-----						
3	alpha-BHC		CAS #: 319-84-6			
12.5	12.5	0.000	116665 0.00931	0.0093		
-----						
4	gamma-BHC (Lindane)		CAS #: 58-89-9			
13.9	13.9	0.000	109405 0.00933	0.0093		
-----						
7	beta-BHC		CAS #: 319-85-7			
14.3	14.3	0.000	55919 0.01053	0.011		
-----						

Data File: E4C6447R.D  
Report Date: 05-May-2005 10:10

CONCENTRATIONS						
RT	EXP RT	DLT RT	ON-COL	FINAL	TARGET RANGE	RATIO
==	=====	=====	RESPONSE (	ng)	( ug/L)	=====
-----						
15 Endrin			CAS #: 72-20-8			
21.5	21.5	0.000	409334	0.05188	0.052	
-----						
18 4,4'-DDT			CAS #: 50-29-3			
22.8	22.8	0.000	669156	0.09582	0.096	
-----						
21 Methoxychlor			CAS #: 72-43-5			
24.6	24.6	0.000	730627	0.21496	0.21	
-----						
\$ 2 Decachlorobiphenyl			CAS #: 2051-24-3			
28.0	28.0	0.000	128321	0.01906	0.019	
-----						

5/20/05

Data File: \\AVOGADRO\ORGANICS\organic\svoa\E4.1\050524R.B\E4D6521R.D

Date : 26-MAY-2005 06:22

Client ID: PEMCG

Sample Info: PEMCG,PEMCG,pen.sub,PEH.SPK,

Volume Injected (uL): 1.0

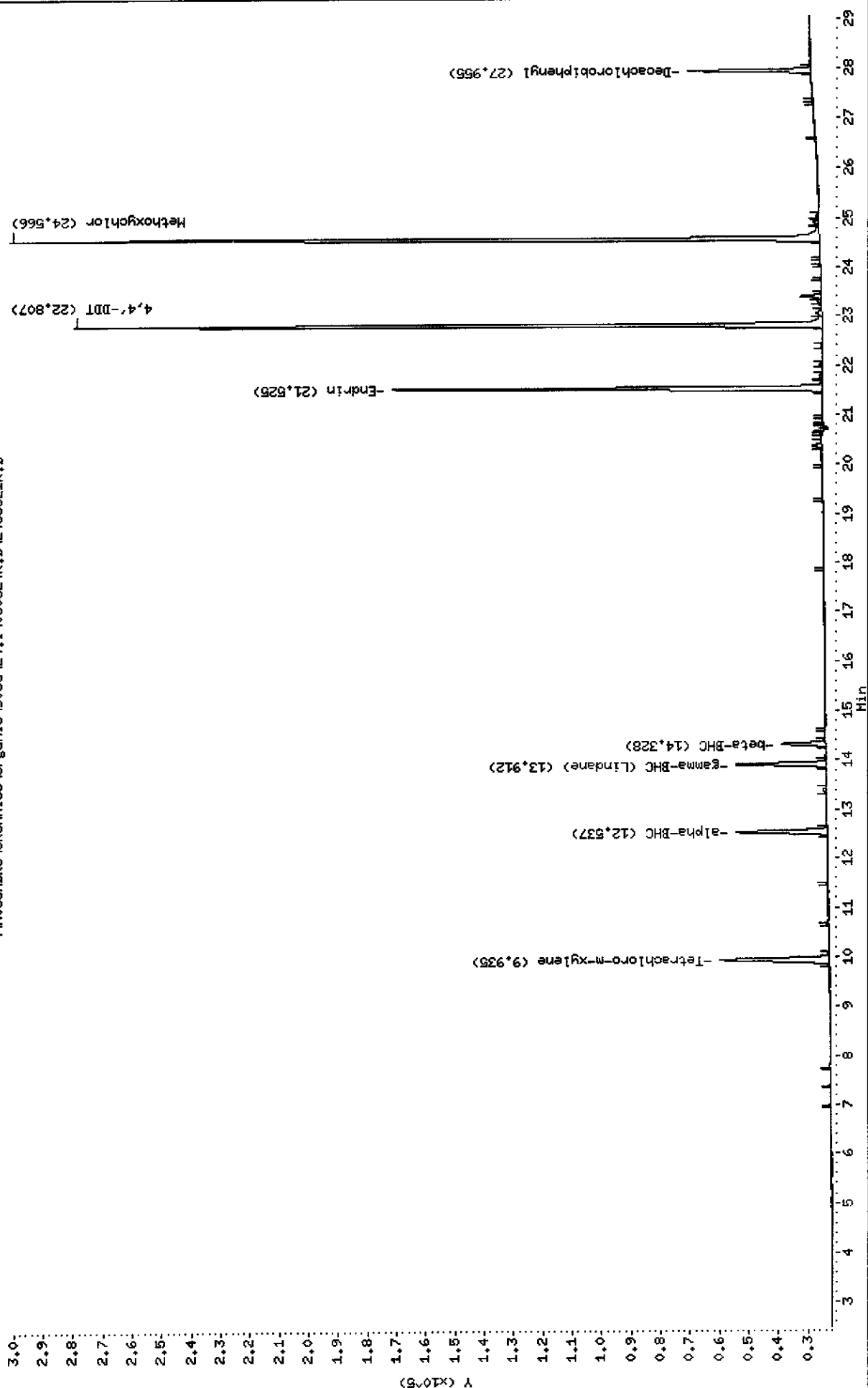
Column phase: CLPPESTII

Instrument: E4.1

Operator: SRC:

Column diameter: 0.53

\\AVOGADRO\ORGANICS\organic\svoa\E4.1\050524R.B\E4D6521R.D



Data File: \\AVOCADRO\ORGANICS\organic\svoa\E4.i\050524F,B\E4D6521F.D

Date : 26-MAY-2005 06:22

Client ID: PEMCG

Sample Info: PEMCG,PEMCG,,pen.sub,PEH,SPK,

Volume Injected (ul): 1.0

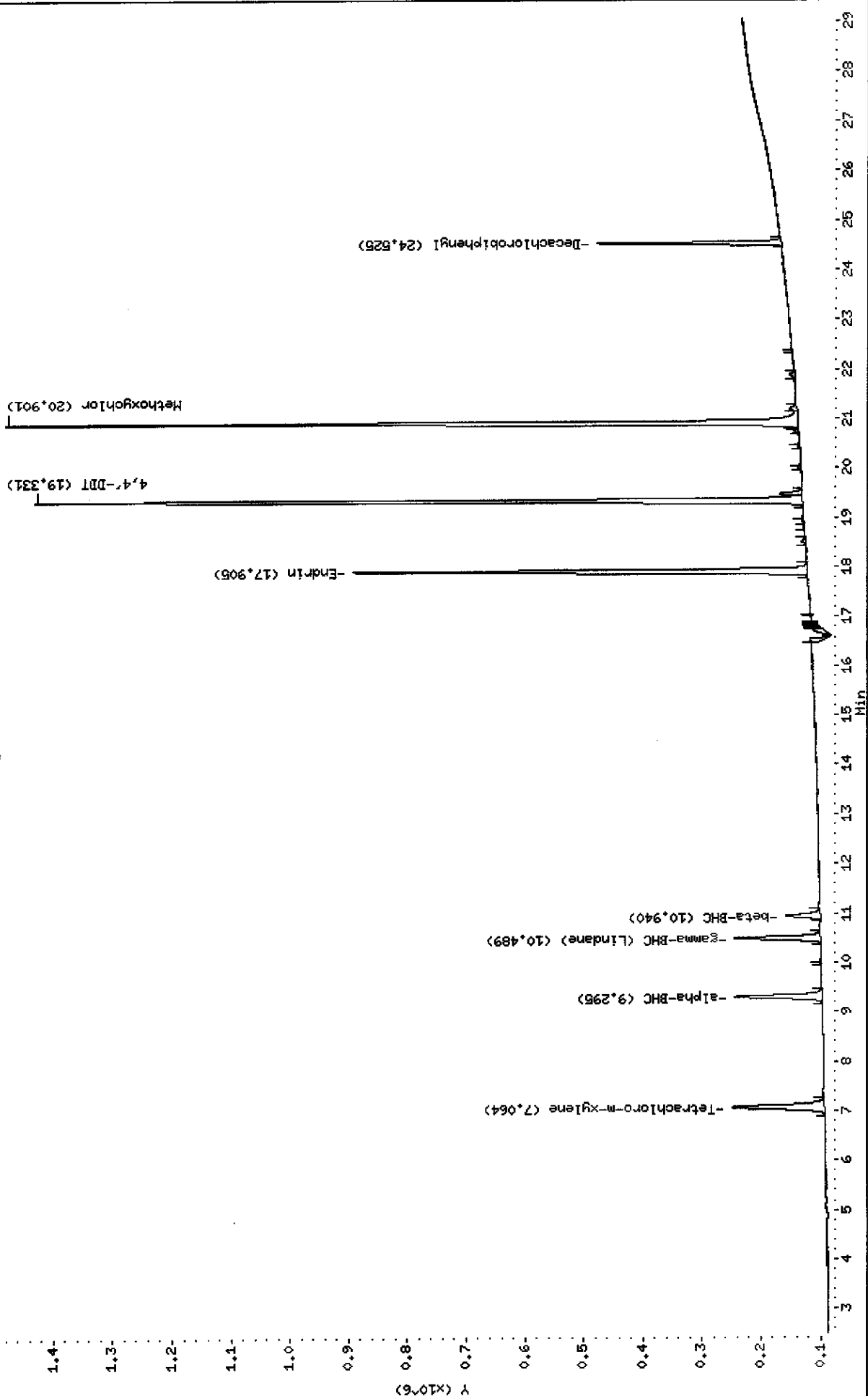
Column phase: CLPFest

Instrument: E4.i

Operator: SRC:

Column diameter: 0.53

\\AVOCADRO\ORGANICS\organic\svoa\E4.i\050524F,B\E4D6521F.D



Data File: E4C6521R.D  
Report Date: 27-May-2005 14:21

Mitkem Corporation

NYASP Pesticide Quantitation Report

Data file : \\AVOGADRO\ORGANICS\organic\svoa\E4.i\050524R.B\E4C6521R.D  
Lab Smp Id: PEMCG Client Smp ID: PEMCG  
Inj Date : 26-MAY-2005 06:22  
Operator : SRC: Inst ID: E4.i  
Smp Info : PEMCG,PEMCG,,pem.sub,PEM.SPK,  
Misc Info :  
Comment :  
Method : \\AVOGADRO\ORGANICS\organic\svoa\E4.i\050524R.B\clp1262-e4r.m  
Meth Date : 27-May-2005 10:42 mt1 Quant Type: ESTD  
Cal Date : 05-MAY-2005 00:50 Cal File: E4C6445R.D  
Als bottle: 1 QC Sample: PEM  
Dil Factor: 1.00000  
Integrator: Falcon Compound Sublist: pem.sub  
Subtraction File: \\AVOGADRO\ORGANICS  
Target Version: 4.03 Sample Matrix: WATER  
Processing Host: TARGET4

Concentration Formula:  $\text{Amt} * \text{DF} * \text{Uf} * \text{Vt} / (\text{Vo} * \text{Vi})$

Name	Value	Description
DF	1.000	Dilution Factor
Uf	1.000	Correction factor
Vt	1000.000	Volume of final extract (uL)
Vo	1000.000	Volume of sample extracted (mL)
Vi	1.000	Volume injected (uL)

CONCENTRATIONS						
			ON-COL	FINAL		
RT	EXP RT	DLT RT	RESPONSE ( ng)	( ug/L)	TARGET RANGE	RATIO
==	=====	=====	=====	=====	=====	=====
-----						
\$ 1	Tetrachloro-m-xylene		CAS #: 877-09-8			
9.93	9.94	-0.010	185840 0.02066	0.021		
-----						
3	alpha-BHC		CAS #: 319-84-6			
12.5	12.5	0.000	128582 0.01026	0.010		
-----						
4	gamma-BHC (Lindane)		CAS #: 58-89-9			
13.9	13.9	0.000	120432 0.01027	0.010		
-----						
7	beta-BHC		CAS #: 319-85-7			
14.3	14.3	0.000	58799 0.01108	0.011		
-----						

split

Data File: E4C6521R.D  
 Report Date: 27-May-2005 14:21

CONCENTRATIONS							
RT	EXP RT	DLT RT	RESPONSE (	ON-COL ( ng)	FINAL ( ug/L)	TARGET RANGE	RATIO
==	=====	=====	=====	=====	=====	=====	=====
15 Endrin			CAS #: 72-20-8				
21.5	21.5	0.000	476238	0.06036	0.060		
-----							
18 4,4'-DDT			CAS #: 50-29-3				
22.8	22.8	0.000	775477	0.11105	0.11		
-----							
21 Methoxychlor			CAS #: 72-43-5				
24.6	24.6	0.000	829259	0.24398	0.24		
-----							
\$ 2 Decachlorobiphenyl			CAS #: 2051-24-3				
28.0	28.0	0.000	139859	0.02078	0.021		
-----							

Data File: E4C6521F.D  
Report Date: 27-May-2005 14:21

Mitkem Corporation

NYASP Pesticide Quantitation Report

Data file : \\AVOGADRO\ORGANICS\organic\svoa\E4.i\050524F.B\E4C6521F.D  
Lab Smp Id: PEMCG Client Smp ID: PEMCG  
Inj Date : 26-MAY-2005 06:22  
Operator : SRC: Inst ID: E4.i  
Smp Info : PEMCG, PEMCG, , pem.sub, PEM.SPK,  
Misc Info :  
Comment :  
Method : \\AVOGADRO\ORGANICS\organic\svoa\E4.i\050524F.B\clp-1262e4f.m  
Meth Date : 27-May-2005 10:50 mtl Quant Type: ESTD  
Cal Date : 05-MAY-2005 00:50 Cal File: E4C6445F.D  
Als bottle: 1 QC Sample: PEM  
Dil Factor: 1.00000  
Integrator: Falcon Compound Sublist: pem.sub  
Subtraction File: \\AVOGADRO\ORGANICS  
Target Version: 4.03 Sample Matrix: WATER  
Processing Host: TARGET4

Concentration Formula:  $\text{Amt} * \text{DF} * \text{Uf} * \text{Vt} / (\text{Vo} * \text{Vi})$

Name	Value	Description
DF	1.000	Dilution Factor
Uf	1.000	Correction factor
Vt	1000.000	Volume of final extract (uL)
Vo	1000.000	Volume of sample extracted (mL)
Vi	1.000	Volume injected (uL)

CONCENTRATIONS

RT	EXP RT	DLT RT	ON-COL	FINAL	TARGET RANGE	RATIO
==	=====	=====	RESPONSE ( ng)	( ug/L)	=====	=====
\$ 1						
Tetrachloro-m-xylene CAS #: 877-09-8						
7.06	7.07	-0.010	964349 0.02073	0.021		
-----						
3						
alpha-BHC CAS #: 319-84-6						
9.29	9.30	-0.010	763102 0.01015	0.010		
-----						
4						
gamma-BHC (Lindane) CAS #: 58-89-9						
10.5	10.5	0.000	711003 0.01018	0.010		
-----						
7						
beta-BHC CAS #: 319-85-7						
10.9	10.9	0.000	302258 0.01169	0.012		
-----						

5/21/05

Data File: E4C6521F.D  
 Report Date: 27-May-2005 14:21

CONCENTRATIONS						
RT	EXP RT	DLT RT	ON-COL	FINAL	TARGET RANGE	RATIO
=====	=====	=====	=====	=====	=====	=====
15 Endrin			CAS #: 72-20-8			
17.9	17.9	0.000	3160836	0.05741	0.057	
-----						
18 4,4'-DDT			CAS #: 50-29-3			
19.3	19.3	0.000	4947426	0.10457	0.10	
-----						
21 Methoxychlor			CAS #: 72-43-5			
20.9	20.9	0.000	5068550	0.23106	0.23	
-----						
\$ 2 Decachlorobiphenyl			CAS #: 2051-24-3			
24.5	24.5	0.000	977484	0.02113	0.021	
-----						



Data File: \\AVOCADRO\ORGANICS\organic\svoa\E4.i\050504F.B\E4C6440F.D

Date : 04-MAY-2005 21:49

Client ID: INDALC1

Sample Info: INDALC1,INDALC1,,inda.sub,,

Volume Injected (ul): 1.0

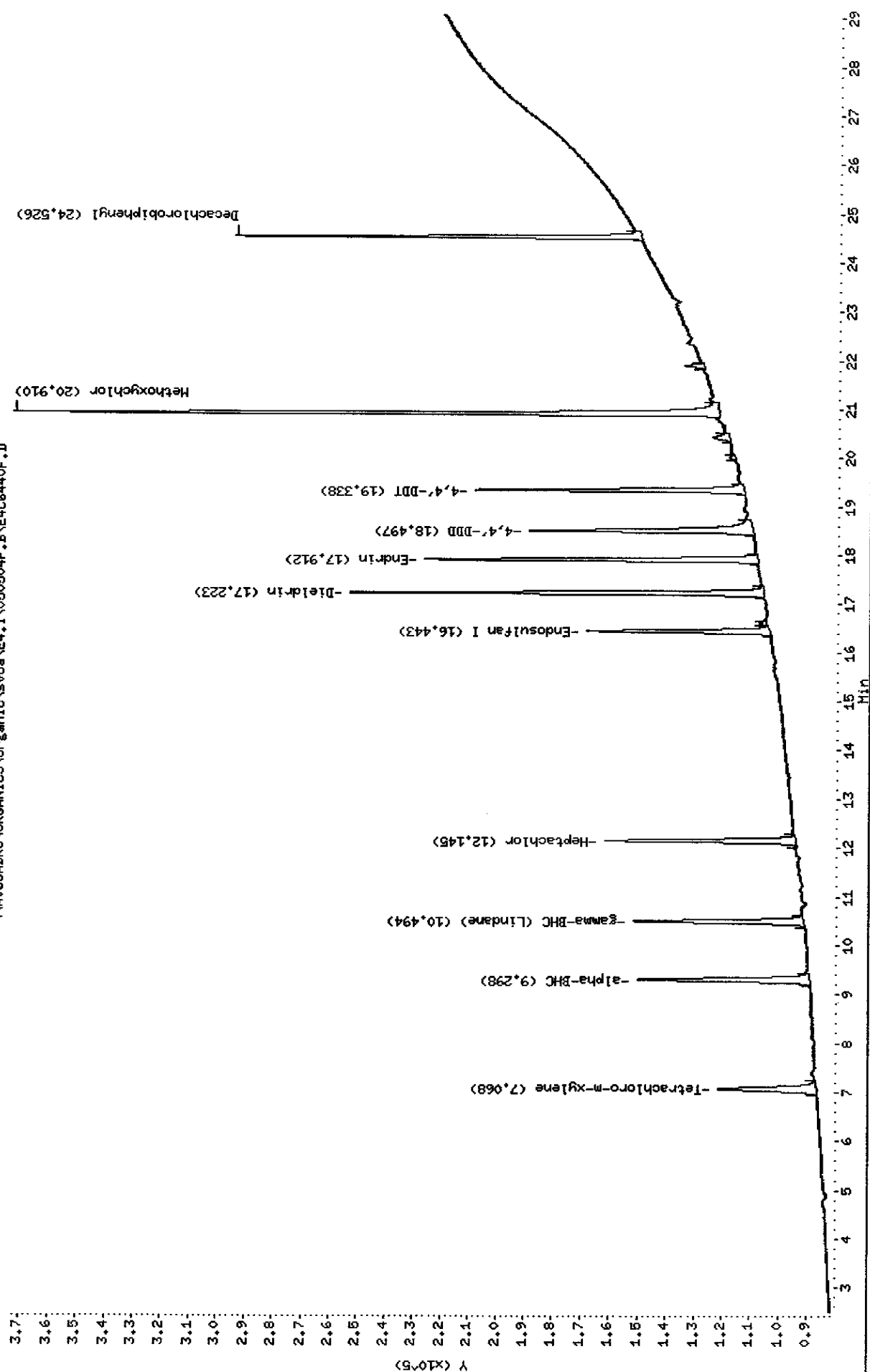
Column phase: CLPPest

Instrument: E4.i

Operator: SRC:

Column diameter: 0.53

\\AVOCADRO\ORGANICS\organic\svoa\E4.i\050504F.B\E4C6440F.D



Data File: \\AVOCADRO\ORGANICS\organic\svoa\E4.i\050504R.B\E4C6440R.D

Date : 04-MAY-2005 21:49

Client ID: INDALC1

Sample Info: INDALC1,INDALC1,,inda.sub,,

Volume Injected (ul): 1.0


Column phase: CLPPESTII

Instrument: E4.i

Operator: SRC:

Column diameter: 0.53

\\AVOCADRO\ORGANICS\organic\svoa\E4.i\050504R.B\E4C6440R.D



Data File: E4C6440F.D  
Report Date: 05-May-2005 10:09

Mitkem Corporation

NYASP Pesticide Quantitation Report

Data file : \\AVOGADRO\ORGANICS\organic\svoa\E4.i\050504F.B\E4C6440F.D  
Lab Smp Id: INDALC1 Client Smp ID: INDALC1  
Inj Date : 04-MAY-2005 21:49  
Operator : SRC: Inst ID: E4.i  
Smp Info : INDALC1,INDALC1,,inda.sub,,  
Misc Info :  
Comment :  
Method : \\AVOGADRO\ORGANICS\organic\svoa\E4.i\050504F.B\clp-1262e4f.m  
Meth Date : 05-May-2005 09:52 mtl Quant Type: ESTD  
Cal Date : 05-MAY-2005 00:50 Cal File: E4C6445F.D  
Als bottle: 10 Calibration Sample, Level: 1  
Dil Factor: 1.00000  
Integrator: Falcon Compound Sublist: inda.sub  
Subtraction File: \\AVOGADRO\ORGANICS  
Target Version: 4.03 Sample Matrix: WATER  
Processing Host: TARGET9

Concentration Formula:  $\text{Amt} * \text{DF} * \text{Uf} * \text{Vt} / (\text{Vo} * \text{Vi})$

Name	Value	Description
DF	1.000	Dilution Factor
Uf	1.000	Correction factor
Vt	10000.000	Volume of final extract (uL)
Vo	1000.000	Volume of sample extracted (mL)
Vi	1.000	Volume injected (uL)

AMOUNTS						
RT	EXP RT	DLT RT	CAL-AMT RESPONSE ( ng)	ON-COL ( ng)	TARGET RANGE	RATIO
==	=====	=====	=====	=====	=====	=====
\$ 1	Tetrachloro-m-xylene		CAS #: 877-09-8			
7.07	7.07	0.000	220573 0.00500	0.0047		(a)
-----						
3	alpha-BHC		CAS #: 319-84-6			
9.30	9.30	0.000	314538 0.00500	0.0042		(a)
-----						
4	gamma-BHC (Lindane)		CAS #: 58-89-9			
10.5	10.5	0.000	293962 0.00500	0.0042		(a)
-----						
5	Heptachlor		CAS #: 76-44-8			
12.1	12.1	0.000	313696 0.00500	0.0046		(a)
-----						

AMOUNTS						
RT	EXP RT	DLT RT	CAL-AMT	ON-COL	TARGET RANGE	RATIO
==	=====	=====	RESPONSE ( ng)	( ng)	=====	=====
10 Endosulfan I CAS #: 959-98-8						
16.4	16.4	0.000	273871 0.00500	0.0046		(a)
-----						
14 Dieldrin CAS #: 60-57-1						
17.2	17.2	0.000	597979 0.01000	0.0090		(a)
-----						
15 Endrin CAS #: 72-20-8						
17.9	17.9	0.000	495204 0.01000	0.0090		(a)
-----						
16 4,4'-DDD CAS #: 72-54-8						
18.5	18.5	0.000	419311 0.01000	0.0085		(a)
-----						
18 4,4'-DDT CAS #: 50-29-3						
19.3	19.3	0.000	393822 0.01000	0.0083		(a)
-----						
21 Methoxychlor CAS #: 72-43-5						
20.9	20.9	0.000	994748 0.05000	0.045		(a)
-----						
\$ 2 Decachlorobiphenyl CAS #: 2051-24-3						
24.5	24.5	0.000	458603 0.01000	0.0099		(a)
-----						

520570705

# QC Flag Legend

a - Target compound detected but, quantitated amount  
Below Limit Of Quantitation(BLOQ).

Data File: E4C6440R.D  
Report Date: 05-May-2005 10:10

Mitkem Corporation

NYASP Pesticide Quantitation Report

Data file : \\AVOGADRO\ORGANICS\organic\svoa\E4.i\050504R.B\E4C6440R.D  
Lab Smp Id: INDALC1 Client Smp ID: INDALC1  
Inj Date : 04-MAY-2005 21:49  
Operator : SRC: Inst ID: E4.i  
Smp Info : INDALC1,INDALC1,,inda.sub,,  
Misc Info :  
Comment :  
Method : \\AVOGADRO\ORGANICS\organic\svoa\E4.i\050504R.B\clp1262-e4r.m  
Meth Date : 05-May-2005 10:06 mtl Quant Type: ESTD  
Cal Date : 05-MAY-2005 00:50 Cal File: E4C6445R.D  
Als bottle: 10 Calibration Sample, Level: 1  
Dil Factor: 1.00000  
Integrator: Falcon Compound Sublist: inda.sub  
Subtraction File: \\AVOGADRO\ORGANICS  
Target Version: 4.03 Sample Matrix: WATER  
Processing Host: TARGET9

Concentration Formula:  $\text{Amt} * \text{DF} * \text{Uf} * \text{Vt} / (\text{Vo} * \text{Vi})$

Name	Value	Description
DF	1.000	Dilution Factor
Uf	1.000	Correction factor
Vt	10000.000	Volume of final extract (uL)
Vo	1000.000	Volume of sample extracted (mL)
Vi	1.000	Volume injected (uL)

AMOUNTS						
			CAL-AMT	ON-COL		
RT	EXP RT	DLT RT	RESPONSE ( ng)	( ng)	TARGET RANGE	RATIO
==	=====	=====	=====	=====	=====	=====
\$ 1	Tetrachloro-m-xylene		CAS #: 877-09-8			
9.94	9.94	0.000	44850 0.00500	0.0050		(a)
-----						
3	alpha-BHC		CAS #: 319-84-6			
12.5	12.5	0.000	55275 0.00500	0.0044		(a)
-----						
4	gamma-BHC (Lindane)		CAS #: 58-89-9			
13.9	13.9	0.000	52189 0.00500	0.0045		(a)
-----						
5	Heptachlor		CAS #: 76-44-8			
15.5	15.5	0.000	59629 0.00500	0.0048		(a)
-----						

AMOUNTS						
RT	EXP RT	DLT RT	CAL-AMT RESPONSE ( ng)	ON-COL ( ng)	TARGET RANGE	RATIO
==	=====	=====	=====	=====	=====	=====
10 Endosulfan I			CAS #: 959-98-8			
19.8	19.8	0.000	46933 0.00500	0.0047		(a)
-----						
14 Dieldrin			CAS #: 60-57-1			
20.7	20.7	0.000	86042 0.01000	0.0084		(a)
-----						
15 Endrin			CAS #: 72-20-8			
21.5	21.5	0.000	69557 0.01000	0.0088		(a)
-----						
16 4,4'-DDD			CAS #: 72-54-8			
22.0	22.0	0.000	52227 0.01000	0.0082		(a)
-----						
18 4,4'-DDT			CAS #: 50-29-3			
22.8	22.8	0.000	57041 0.01000	0.0082		(a)
-----						
21 Methoxychlor			CAS #: 72-43-5			
24.6	24.6	0.000	146063 0.05000	0.043		(a)
-----						
\$ 2 Decachlorobiphenyl			CAS #: 2051-24-3			
28.0	28.0	0.000	65539 0.01000	0.0097		(a)
-----						

*scanned*

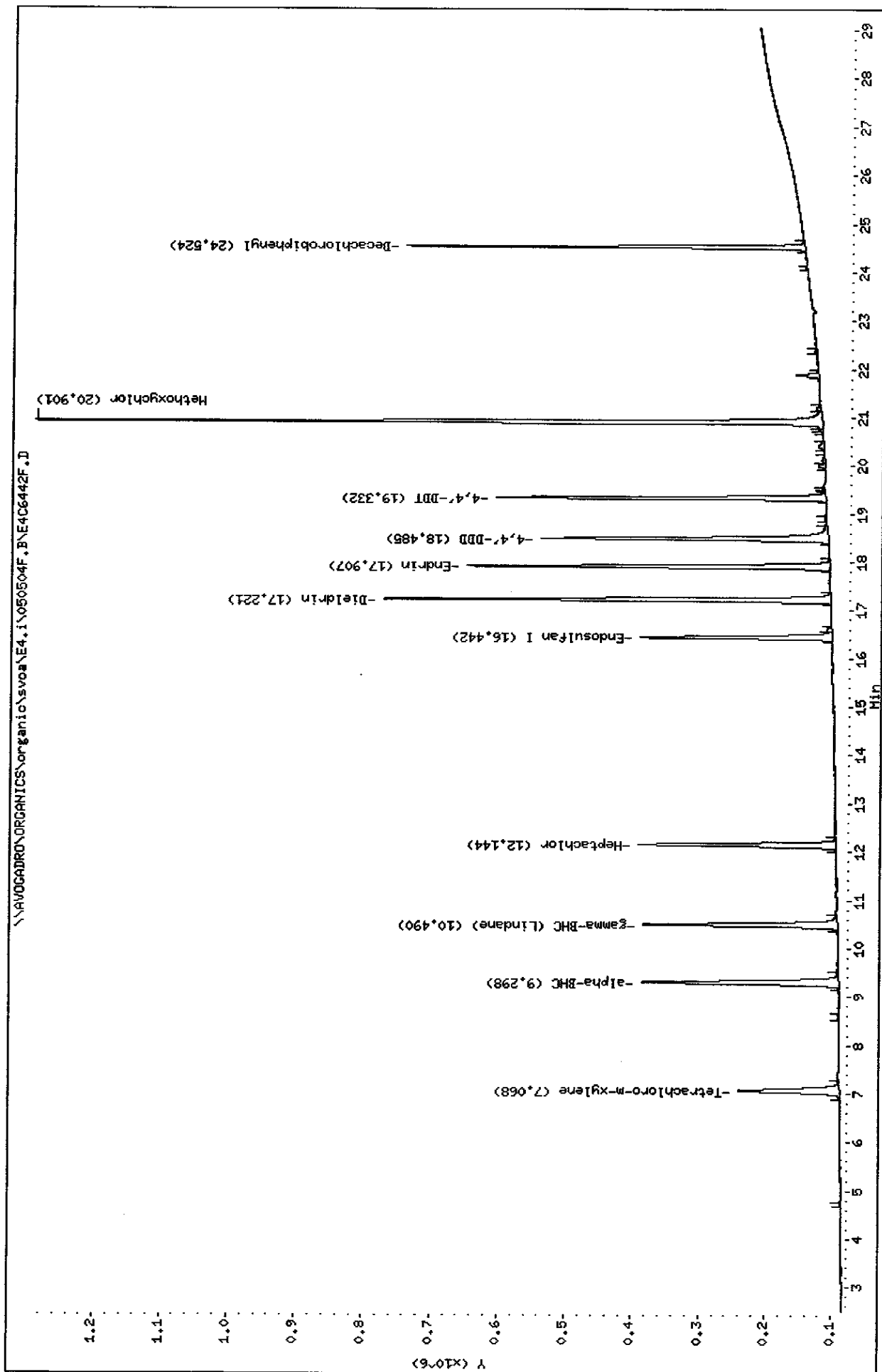
#### QC Flag Legend

a - Target compound detected but, quantitated amount  
Below Limit Of Quantitation(BLOQ).

Data File: \\AVOCADRO\ORGANICS\organic\svoa\E4.i\050504F.B\E4C6442F.D  
 Date : 04-MAY-2005 23:02  
 Client ID: INDAMC1  
 Sample Info: INDAMC1,INDAMC1,,inda.sub,,  
 Volume Injected (uL): 1.0  
 Column phase: CLPest

Instrument: E4.i  
 Operator: SRC:  
 Column diameter: 0.53

\\AVOCADRO\ORGANICS\organic\svoa\E4.i\050504F.B\E4C6442F.D



Data File: \\AVOGADRO\ORGANICS\organic\svoa\E4.i\050504R.B\E4C6442R.D

Date : 04-MAY-2005 23:02

Client ID: INDAMC1

Sample Info: INDAMC1,INDAMC1,,inda.sub,,

Volume Injected (uL): 1.0


Column phase: CLPESTIII

Instrument: E4.i

Operator: SRC:

Column diameter: 0.53

\\AVOGADRO\ORGANICS\organic\svoa\E4.i\050504R.B\E4C6442R.D





Data File: E4C6442F.D  
Report Date: 05-May-2005 10:09

# Mitkem Corporation

## NYASP Pesticide Quantitation Report

Data file : \\AVOGADRO\ORGANICS\organic\svoa\E4.i\050504F.B\E4C6442F.D  
Lab Smp Id: INDAMC1 Client Smp ID: INDAMC1  
Inj Date : 04-MAY-2005 23:02  
Operator : SRC: Inst ID: E4.i  
Smp Info : INDAMC1,INDAMC1,,inda.sub,,  
Misc Info :  
Comment :  
Method : \\AVOGADRO\ORGANICS\organic\svoa\E4.i\050504F.B\clp-1262e4f.m  
Meth Date : 05-May-2005 09:52 mtl Quant Type: ESTD  
Cal Date : 05-MAY-2005 00:50 Cal File: E4C6445F.D  
Als bottle: 12 Calibration Sample, Level: 2  
Dil Factor: 1.00000  
Integrator: Falcon Compound Sublist: inda.sub  
Subtraction File: \\AVOGADRO\ORGANICS  
Target Version: 4.03 Sample Matrix: WATER  
Processing Host: TARGET9

Concentration Formula:  $\text{Amt} * \text{DF} * \text{Uf} * \text{Vt} / (\text{Vo} * \text{Vi})$

Name	Value	Description
DF	1.000	Dilution Factor
Uf	1.000	Correction factor
Vt	10000.000	Volume of final extract (uL)
Vo	1000.000	Volume of sample extracted (mL)
Vi	1.000	Volume injected (uL)

AMOUNTS						
RT	EXP RT	DLT RT	CAL-AMT RESPONSE ( ng)	ON-COL ( ng)	TARGET RANGE	RATIO
==	=====	=====	=====	=====	=====	=====
\$ 1					CAS #: 877-09-8	
7.07	7.07	0.000	930402 0.02000	0.020		(a)
-----						
3					CAS #: 319-84-6	
9.30	9.30	0.000	1504019 0.02000	0.020		(a)
-----						
4					CAS #: 58-89-9	
10.5	10.5	0.000	1396467 0.02000	0.020		(a)
-----						
5					CAS #: 76-44-8	
12.1	12.1	0.000	1363926 0.02000	0.020		(a)
-----						

Data File: E4C6442F.D  
 Report Date: 05-May-2005 10:09

AMOUNTS						
RT	EXP RT	DLT RT	CAL-AMT	ON-COL	TARGET RANGE	RATIO
==	=====	=====	RESPONSE ( ng)	( ng)	=====	=====
10 Endosulfan I						
				CAS #: 959-98-8		
16.4	16.4	0.000	1192738 0.02000	0.020		(a)
-----						
14 Dieldrin						
				CAS #: 60-57-1		
17.2	17.2	0.000	2653493 0.04000	0.040		(a)
-----						
15 Endrin						
				CAS #: 72-20-8		
17.9	17.9	0.000	2202341 0.04000	0.040		(a)
-----						
16 4,4'-DDD						
				CAS #: 72-54-8		
18.5	18.5	0.000	1967716 0.04000	0.040		(a)
-----						
18 4,4'-DDT						
				CAS #: 50-29-3		
19.3	19.3	0.000	1892432 0.04000	0.040		(a)
-----						
21 Methoxychlor						
				CAS #: 72-43-5		
20.9	20.9	0.000	4387200 0.20000	0.20		(a)
-----						
\$ 2 Decachlorobiphenyl						
				CAS #: 2051-24-3		
24.5	24.5	0.000	1850822 0.04000	0.040		(a)
-----						

*scanned*

#### QC Flag Legend

a - Target compound detected but, quantitated amount  
 Below Limit Of Quantitation(BLOQ).

Data File: E4C6442R.D  
Report Date: 05-May-2005 10:10

Mitkem Corporation

NYASP Pesticide Quantitation Report

Data file : \\AVOGADRO\ORGANICS\organic\svoa\E4.i\050504R.B\E4C6442R.D  
Lab Smp Id: INDAMC1 Client Smp ID: INDAMC1  
Inj Date : 04-MAY-2005 23:02  
Operator : SRC: Inst ID: E4.i  
Smp Info : INDAMC1,INDAMC1,,inda.sub,,  
Misc Info :  
Comment :  
Method : \\AVOGADRO\ORGANICS\organic\svoa\E4.i\050504R.B\clp1262-e4r.m  
Meth Date : 05-May-2005 10:06 mtl Quant Type: ESTD  
Cal Date : 05-MAY-2005 00:50 Cal File: E4C6445R.D  
Als bottle: 12 Calibration Sample, Level: 2  
Dil Factor: 1.00000  
Integrator: Falcon Compound Sublist: inda.sub  
Subtraction File: \\AVOGADRO\ORGANICS  
Target Version: 4.03 Sample Matrix: WATER  
Processing Host: TARGET9

Concentration Formula:  $\text{Amt} * \text{DF} * \text{Uf} * \text{Vt} / (\text{Vo} * \text{Vi})$

Name	Value	Description
DF	1.000	Dilution Factor
Uf	1.000	Correction factor
Vt	10000.000	Volume of final extract (uL)
Vo	1000.000	Volume of sample extracted (mL)
Vi	1.000	Volume injected (uL)

AMOUNTS						
RT	EXP RT	DLT RT	CAL-AMT RESPONSE ( ng)	ON-COL ( ng)	TARGET RANGE	RATIO
==	=====	=====	=====	=====	=====	=====
\$ 1	Tetrachloro-m-xylene		CAS #: 877-09-8			
9.94	9.94	0.000	179936 0.02000	0.020		(a)
-----						
3	alpha-BHC		CAS #: 319-84-6			
12.5	12.5	0.000	250678 0.02000	0.020		(a)
-----						
4	gamma-BHC (Lindane)		CAS #: 58-89-9			
13.9	13.9	0.000	234486 0.02000	0.020		(a)
-----						
5	Heptachlor		CAS #: 76-44-8			
15.5	15.5	0.000	250851 0.02000	0.020		(a)
-----						

Data File: E4C6442R.D  
Report Date: 05-May-2005 10:10

AMOUNTS							
RT	EXP RT	DLT RT	CAL-AMT	ON-COL	TARGET RANGE	RATIO	
==	=====	=====	RESPONSE ( ng)	( ng)	=====	=====	=====
10 Endosulfan I CAS #: 959-98-8							
19.8	19.8	0.000	197710 0.02000	0.020			(a)
-----							
14 Dieldrin CAS #: 60-57-1							
20.7	20.7	0.000	411670 0.04000	0.040			(a)
-----							
15 Endrin CAS #: 72-20-8							
21.5	21.5	0.000	315616 0.04000	0.040			(a)
-----							
16 4,4'-DDD CAS #: 72-54-8							
22.0	22.0	0.000	255499 0.04000	0.040			(a)
-----							
18 4,4'-DDT CAS #: 50-29-3							
22.8	22.8	0.000	279336 0.04000	0.040			(a)
-----							
21 Methoxychlor CAS #: 72-43-5							
24.6	24.6	0.000	679771 0.20000	0.20			(a)
-----							
\$ 2 Decachlorobiphenyl CAS #: 2051-24-3							
28.0	28.0	0.000	269272 0.04000	0.040			(a)
-----							

5/20/05

#### QC Flag Legend

a - Target compound detected but, quantitated amount  
Below Limit Of Quantitation(BLOQ).


Data File: \\AVOCADRO\ORGANICS\organic\svoa\E4.i\050504F,B\E4C6444F.D  
 Date : 05-MAY-2005 00:14  
 Client ID: INDAHCl  
 Sample Info: INDAHCl,INDAHCl,,inda.sub,,  
 Volume Injected (uL): 1.0  
 Column phase: CLPest

Instrument: E4.i

Operator: SRC:

Column diameter: 0.53

\\AVOCADRO\ORGANICS\organic\svoa\E4.i\050504F,B\E4C6444F.D




Data File: \\AVOGADRO\ORGANICS\organic\svoa\E4.i\050504R.B\E4C6444R.D  
 Date : 05-MAY-2005 00:14  
 Client ID: INDAHCI  
 Sample Info: INDAHCI,INDAHCI,,inda.sub,,  
 Volume Injected (uL): 1.0  
 Column phase: CLPPESTII

Instrument: E4.i

Operator: SRC:

Column diameter: 0.53

\\AVOGADRO\ORGANICS\organic\svoa\E4.i\050504R.B\E4C6444R.D



Data File: E4C6444F.D  
Report Date: 05-May-2005 10:09

# Mitkem Corporation

## NYASP Pesticide Quantitation Report

Data file : \\AVOGADRO\ORGANICS\organic\svoa\E4.i\050504F.B\E4C6444F.D  
Lab Smp Id: INDAHCl Client Smp ID: INDAHCl  
Inj Date : 05-MAY-2005 00:14  
Operator : SRC: Inst ID: E4.i  
Smp Info : INDAHCl, INDAHCl, , inda.sub, ,  
Misc Info :  
Comment :  
Method : \\AVOGADRO\ORGANICS\organic\svoa\E4.i\050504F.B\clp-1262e4f.m  
Meth Date : 05-May-2005 09:52 mtl Quant Type: ESTD  
Cal Date : 05-MAY-2005 00:50 Cal File: E4C6445F.D  
Als bottle: 14 Calibration Sample, Level: 3  
Dil Factor: 1.00000  
Integrator: Falcon Compound Sublist: inda.sub  
Subtraction File: \\AVOGADRO\ORGANICS  
Target Version: 4.03 Sample Matrix: WATER  
Processing Host: TARGET9

Concentration Formula:  $\text{Amt} * \text{DF} * \text{Uf} * \text{Vt} / (\text{Vo} * \text{Vi})$

Name	Value	Description
DF	1.000	Dilution Factor
Uf	1.000	Correction factor
Vt	10000.000	Volume of final extract (uL)
Vo	1000.000	Volume of sample extracted (mL)
Vi	1.000	Volume injected (uL)

AMOUNTS						
RT	EXP RT	DLT RT	CAL-AMT	ON-COL	TARGET RANGE	RATIO
==	=====	=====	RESPONSE ( ng)	( ng)	=====	=====
\$ 1					CAS #: 877-09-8	
7.06	7.07	-0.010	3506759 0.08000	0.075		
-----						
3					CAS #: 319-84-6	
9.29	9.30	-0.010	6179433 0.08000	0.082		(A)
-----						
4					CAS #: 58-89-9	
10.5	10.5	0.000	5617996 0.08000	0.080		(A)
-----						
5					CAS #: 76-44-8	
12.1	12.1	0.000	5322522 0.08000	0.078		
-----						

Data File: E4C6444F.D  
Report Date: 05-May-2005 10:09

AMOUNTS						
RT	EXP RT	DLT RT	CAL-AMT	ON-COL	TARGET RANGE	RATIO
==	=====	=====	RESPONSE ( ng)	( ng)	=====	=====
10 Endosulfan I CAS #: 959-98-8						
16.4	16.4	0.000	4457535 0.08000	0.075		
-----						
14 Dieldrin CAS #: 60-57-1						
17.2	17.2	0.000	9924799 0.16000	0.15		
-----						
15 Endrin CAS #: 72-20-8						
17.9	17.9	0.000	8158517 0.16000	0.15		
-----						
16 4,4'-DDD CAS #: 72-54-8						
18.5	18.5	0.000	7752090 0.16000	0.16		
-----						
18 4,4'-DDT CAS #: 50-29-3						
19.3	19.3	0.000	7756356 0.16000	0.16		(A)
-----						
21 Methoxychlor CAS #: 72-43-5						
20.9	20.9	0.000	15852821 0.80000	0.72		
-----						
\$ 2 Decachlorobiphenyl CAS #: 2051-24-3						
24.5	24.5	0.000	6803610 0.16000	0.15		(A)
-----						

# QC Flag Legend

A - Target compound detected but, quantitated amount exceeded maximum amount.

*3205/05/05*



Data File: E4C6444R.D  
Report Date: 05-May-2005 10:10

Mitkem Corporation

NYASP Pesticide Quantitation Report

Data file : \\AVOGADRO\ORGANICS\organic\svoa\E4.i\050504R.B\E4C6444R.D  
Lab Smp Id: INDAHCl Client Smp ID: INDAHCl  
Inj Date : 05-MAY-2005 00:14  
Operator : SRC: Inst ID: E4.i  
Smp Info : INDAHCl, INDAHCl, , inda.sub, ,  
Misc Info :  
Comment :  
Method : \\AVOGADRO\ORGANICS\organic\svoa\E4.i\050504R.B\clp1262-e4r.m  
Meth Date : 05-May-2005 10:06 mtl Quant Type: ESTD  
Cal Date : 05-MAY-2005 00:50 Cal File: E4C6445R.D  
Als bottle: 14 Calibration Sample, Level: 3  
Dil Factor: 1.00000  
Integrator: Falcon Compound Sublist: inda.sub  
Subtraction File: \\AVOGADRO\ORGANICS  
Target Version: 4.03 Sample Matrix: WATER  
Processing Host: TARGET9

Concentration Formula:  $\text{Amt} * \text{DF} * \text{Uf} * \text{Vt} / (\text{Vo} * \text{Vi})$

Name	Value	Description
DF	1.000	Dilution Factor
Uf	1.000	Correction factor
Vt	10000.000	Volume of final extract (uL)
Vo	1000.000	Volume of sample extracted (mL)
Vi	1.000	Volume injected (uL)

AMOUNTS						
		CAL-AMT		ON-COL		
RT	EXP RT	DLT RT	RESPONSE ( ng)	( ng)	TARGET RANGE	RATIO
==	=====	=====	=====	=====	=====	=====
\$ 1	Tetrachloro-m-xylene		CAS #: 877-09-8			
9.94	9.94	0.000	661187 0.08000	0.073		
-----						
3	alpha-BHC		CAS #: 319-84-6			
12.5	12.5	0.000	1068983 0.08000	0.085	(A)	
-----						
4	gamma-BHC (Lindane)		CAS #: 58-89-9			
13.9	13.9	0.000	983780 0.08000	0.084	(A)	
-----						
5	Heptachlor		CAS #: 76-44-8			
15.5	15.5	0.000	1001040 0.08000	0.080		
-----						

Data File: E4C6444R.D  
Report Date: 05-May-2005 10:10

AMOUNTS						
RT	EXP RT	DLT RT	CAL-AMT RESPONSE ( ng)	ON-COL ( ng)	TARGET RANGE	RATIO
==	=====	=====	=====	=====	=====	=====
10 Endosulfan I CAS #: 959-98-8						
19.8	19.8	0.000	769328 0.08000	0.078		
-----						
14 Dieldrin CAS #: 60-57-1						
20.7	20.7	0.000	1671601 0.16000	0.16		(A)
-----						
15 Endrin CAS #: 72-20-8						
21.5	21.5	0.000	1302441 0.16000	0.17		(A)
-----						
16 4,4'-DDD CAS #: 72-54-8						
22.0	22.0	0.000	1089562 0.16000	0.17		(A)
-----						
18 4,4'-DDT CAS #: 50-29-3						
22.8	22.8	0.000	1170393 0.16000	0.17		(A)
-----						
21 Methoxychlor CAS #: 72-43-5						
24.6	24.6	0.000	2657805 0.80000	0.78		
-----						
\$ 2 Decachlorobiphenyl CAS #: 2051-24-3						
28.0	28.0	0.000	969120 0.16000	0.14		(A)
-----						

*sz 05/05/05*

#### QC Flag Legend

A - Target compound detected but, quantitated amount exceeded maximum amount.

Data File: \\AVOCADRO\ORGANICS\organic\svoa\E4.i\050504F.B\E4C6441F.D

Date : 04-MAY-2005 22:25

Client ID: INDBLC1

Sample Info: INDBLC1, INDBLC1,, indb.sub,,

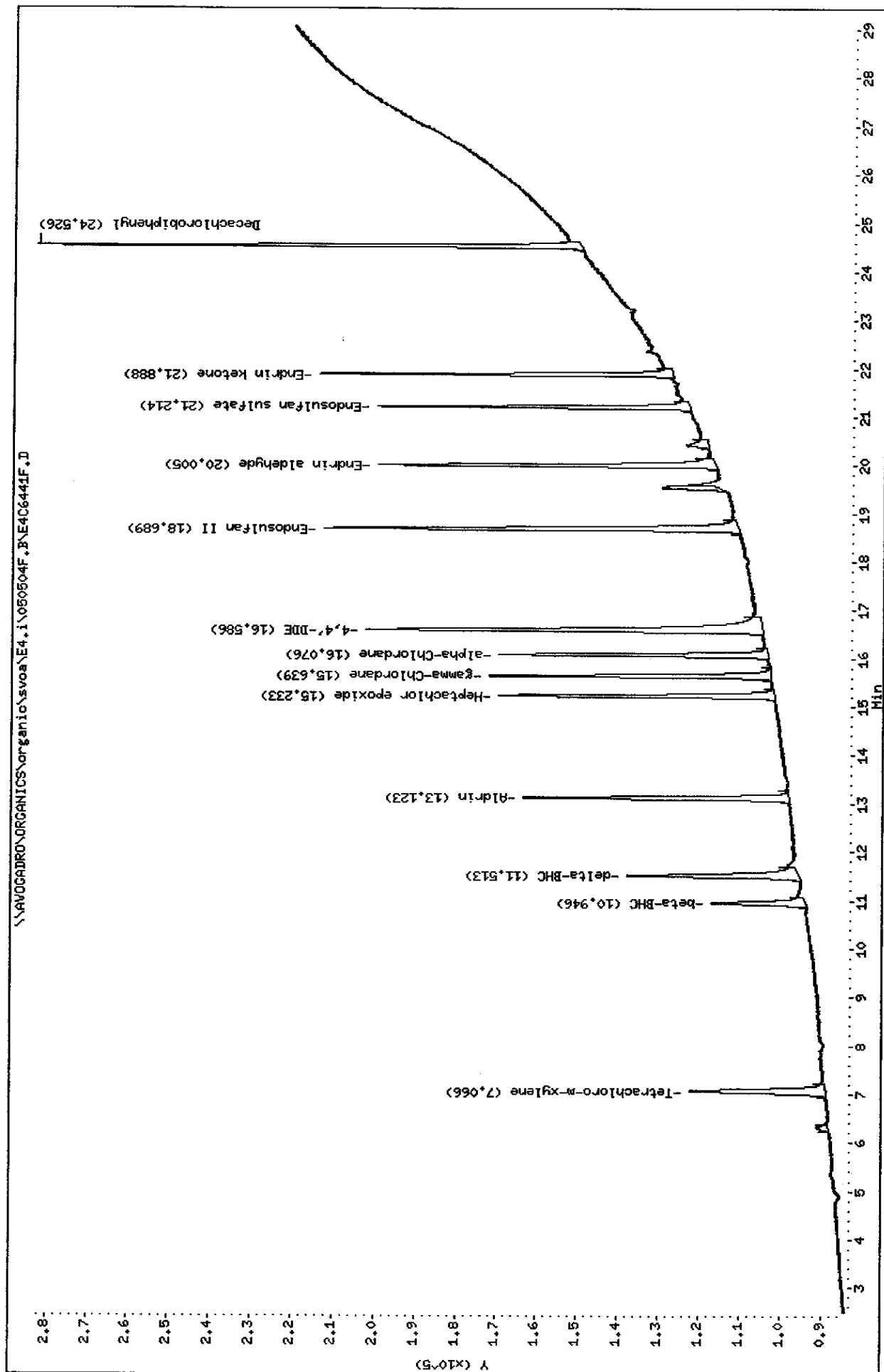
Volume Injected (uL): 1.0

Column phase: CLPest

Instrument: E4.i


Operator: SRC:

Column diameter: 0.53



Data File: \\NAVOGADRO\ORGANICS\organic\svoa\E4.i\050504R.B\E4C6441R.D  
 Date : 04-MAY-2005 22:25  
 Client ID: INDBLC1  
 Sample Info: INDBLC1,INDBLC1,,indb.sub,,  
 Volume Injected (uL): 1.0  
 Column phase: CLPPESTII

Instrument: E4.i  
 Operator: SRC  
 Column diameter: 0.53



Data File: E4C6441F.D  
Report Date: 05-May-2005 10:09

Mitkem Corporation

NYASP Pesticide Quantitation Report

Data file : \\AVOGADRO\ORGANICS\organic\svoa\E4.i\050504F.B\E4C6441F.D  
Lab Smp Id: INDBLC1 Client Smp ID: INDBLC1  
Inj Date : 04-MAY-2005 22:25  
Operator : SRC: Inst ID: E4.i  
Smp Info : INDBLC1, INDBLC1, , indb.sub, ,  
Misc Info :  
Comment :  
Method : \\AVOGADRO\ORGANICS\organic\svoa\E4.i\050504F.B\clp-1262e4f.m  
Meth Date : 05-May-2005 09:52 mtl Quant Type: ESTD  
Cal Date : 05-MAY-2005 00:50 Cal File: E4C6445F.D  
Als bottle: 11 Calibration Sample, Level: 1  
Dil Factor: 1.00000  
Integrator: Falcon Compound Sublist: indb.sub  
Subtraction File: \\AVOGADRO\ORGANICS  
Target Version: 4.03 Sample Matrix: WATER  
Processing Host: TARGET9

Concentration Formula:  $\text{Amt} * \text{DF} * \text{Uf} * \text{Vt} / (\text{Vo} * \text{Vi})$

Name	Value	Description
DF	1.000	Dilution Factor
Uf	1.000	Correction factor
Vt	10000.000	Volume of final extract (uL)
Vo	1000.000	Volume of sample extracted (mL)
Vi	1.000	Volume injected (uL)

AMOUNTS						
RT	EXP RT	DLT RT	CAL-AMT RESPONSE ( ng)	ON-COL ( ng)	TARGET RANGE	RATIO
==	=====	=====	=====	=====	=====	=====
\$ 1	Tetrachloro-m-xylene		CAS #: 877-09-8			
7.07	7.07	0.000	210622 0.00500	0.0045		(a)
-----						
6	Aldrin		CAS #: 309-00-2			
13.1	13.1	0.000	294485 0.00500	0.0047		(a)
-----						
7	beta-BHC		CAS #: 319-85-7			
10.9	10.9	0.000	123251 0.00500	0.0048		(a)
-----						
8	delta-BHC		CAS #: 319-86-8			
11.5	11.5	0.000	236030 0.00500	0.0041		(a)
-----						

AMOUNTS						
RT	EXP RT	DLT RT	CAL-AMT	ON-COL	TARGET RANGE	RATIO
==	=====	=====	RESPONSE ( ng)	( ng)	=====	=====
9 Heptachlor epoxide						
					CAS #: 1024-57-3	
15.2	15.2	0.000	289450 0.00500	0.0048		(a)
-----						
11 gamma-Chlordane						
					CAS #: 5103-74-2	
15.6	15.6	0.000	298500 0.00500	0.0048		(a)
-----						
12 alpha-Chlordane						
					CAS #: 5103-71-9	
16.1	16.1	0.000	280074 0.00500	0.0049		(a)
-----						
13 4,4'-DDE						
					CAS #: 72-55-9	
16.6	16.6	0.000	549824 0.01000	0.0094		(a)
-----						
17 Endosulfan II						
					CAS #: 33213-65-9	
18.7	18.7	0.000	494744 0.01000	0.0096		(a)
-----						
19 Endrin aldehyde						
					CAS #: 7421-93-4	
20.0	20.0	0.000	353998 0.01000	0.0093		(a)
-----						
20 Endosulfan sulfate						
					CAS #: 1031-07-8	
21.2	21.2	0.000	290515 0.01000	0.0080		(a)
-----						
22 Endrin ketone						
					CAS #: 53494-70-5	
21.9	21.9	0.000	313321 0.01000	0.0087		(a)
-----						
\$ 2 Decachlorobiphenyl						
					CAS #: 2051-24-3	
24.5	24.5	0.000	432102 0.01000	0.0093		(a)
-----						

*sz 05/05/05*

# QC Flag Legend

a - Target compound detected but, quantitated amount  
Below Limit Of Quantitation(BLOQ).

Data File: E4C6441R.D  
Report Date: 05-May-2005 10:10

Mitkem Corporation

NYASP Pesticide Quantitation Report

Data file : \\AVOGADRO\ORGANICS\organic\svoa\E4.i\050504R.B\E4C6441R.D  
Lab Smp Id: INDBLC1 Client Smp ID: INDBLC1  
Inj Date : 04-MAY-2005 22:25  
Operator : SRC: Inst ID: E4.i  
Smp Info : INDBLC1, INDBLC1, , indb.sub, ,  
Misc Info :  
Comment :  
Method : \\AVOGADRO\ORGANICS\organic\svoa\E4.i\050504R.B\clp1262-e4r.m  
Meth Date : 05-May-2005 10:06 mtl Quant Type: ESTD  
Cal Date : 05-MAY-2005 00:50 Cal File: E4C6445R.D  
Als bottle: 11 Calibration Sample, Level: 1  
Dil Factor: 1.00000  
Integrator: Falcon Compound Sublist: indb.sub  
Subtraction File: \\AVOGADRO\ORGANICS  
Target Version: 4.03 Sample Matrix: WATER  
Processing Host: TARGET9

Concentration Formula:  $\text{Amt} * \text{DF} * \text{Uf} * \text{Vt} / (\text{Vo} * \text{Vi})$

Name	Value	Description
DF	1.000	Dilution Factor
Uf	1.000	Correction factor
Vt	10000.000	Volume of final extract (uL)
Vo	1000.000	Volume of sample extracted (mL)
Vi	1.000	Volume injected (uL)

AMOUNTS						
RT	EXP RT	DLT RT	CAL-AMT RESPONSE ( ng)	ON-COL ( ng)	TARGET RANGE	RATIO
==	=====	=====	=====	=====	=====	=====
\$ 1 Tetrachloro-m-xylene CAS #: 877-09-8						
9.94	9.94	0.000	44215 0.00500	0.0049		(a)
-----						
6 Aldrin CAS #: 309-00-2						
16.5	16.5	0.000	48746 0.00500	0.0049		(a)
-----						
7 beta-BHC CAS #: 319-85-7						
14.3	14.3	0.000	27237 0.00500	0.0051		(a)
-----						
8 delta-BHC CAS #: 319-86-8						
15.4	15.4	0.000	44607 0.00500	0.0045		(a)
-----						

AMOUNTS						
RT	EXP RT	DLT RT	CAL-AMT	ON-COL	TARGET RANGE	RATIO
==	=====	=====	RESPONSE ( ng)	( ng)	=====	=====
9 Heptachlor epoxide						
18.6	18.6	0.000	49096 0.00500	0.0050		(a)
CAS #: 1024-57-3						
-----						
11 gamma-Chlordane						
19.2	19.2	0.000	49058 0.00500	0.0049		(a)
CAS #: 5103-74-2						
-----						
12 alpha-Chlordane						
19.7	19.7	0.000	48711 0.00500	0.0051		(a)
CAS #: 5103-71-9						
-----						
13 4,4'-DDE						
20.4	20.4	0.000	75906 0.01000	0.0088		(a)
CAS #: 72-55-9						
-----						
17 Endosulfan II						
22.1	22.1	0.000	69043 0.01000	0.0095		(a)
CAS #: 33213-65-9						
-----						
19 Endrin aldehyde						
23.1	23.0	0.100	49805 0.01000	0.0093		(a)
CAS #: 7421-93-4						
-----						
20 Endosulfan sulfate						
23.8	23.7	0.100	30911 0.01000	0.0070		(a)
CAS #: 1031-07-8						
-----						
22 Endrin ketone						
25.0	25.0	0.000	32272 0.01000	0.0078		(a)
CAS #: 53494-70-5						
-----						
\$ 2 Decachlorobiphenyl						
28.0	28.0	0.000	63433 0.01000	0.0094		(a)
CAS #: 2051-24-3						
-----						

5/20/05

# QC Flag Legend

a - Target compound detected but, quantitated amount  
Below Limit Of Quantitation(BLOQ).



Data File: \\AVOCADRO\ORGANICS\organic\svoa\E4.i\050504F.B\E4C6443F.D

Date : 04-MAY-2005 23:38

Client ID: INDBHC1

Sample Info: INDBHC1,INDBHC1,,indb.sub,,


Volume Injected (uL): 1.0

Column phase: CLPest

Instrument: E4.i

Operator: SRC:

Column diameter: 0.53



Data File: \\AVOCADRO\ORGANICS\organic\svoa\E4.i\050504R.BAE4C6443R.D

Date : 04-MAY-2005 23:38

Client ID: INDBHC1

Sample Info: INDBHC1,INDBHC1,,indb.sub,,

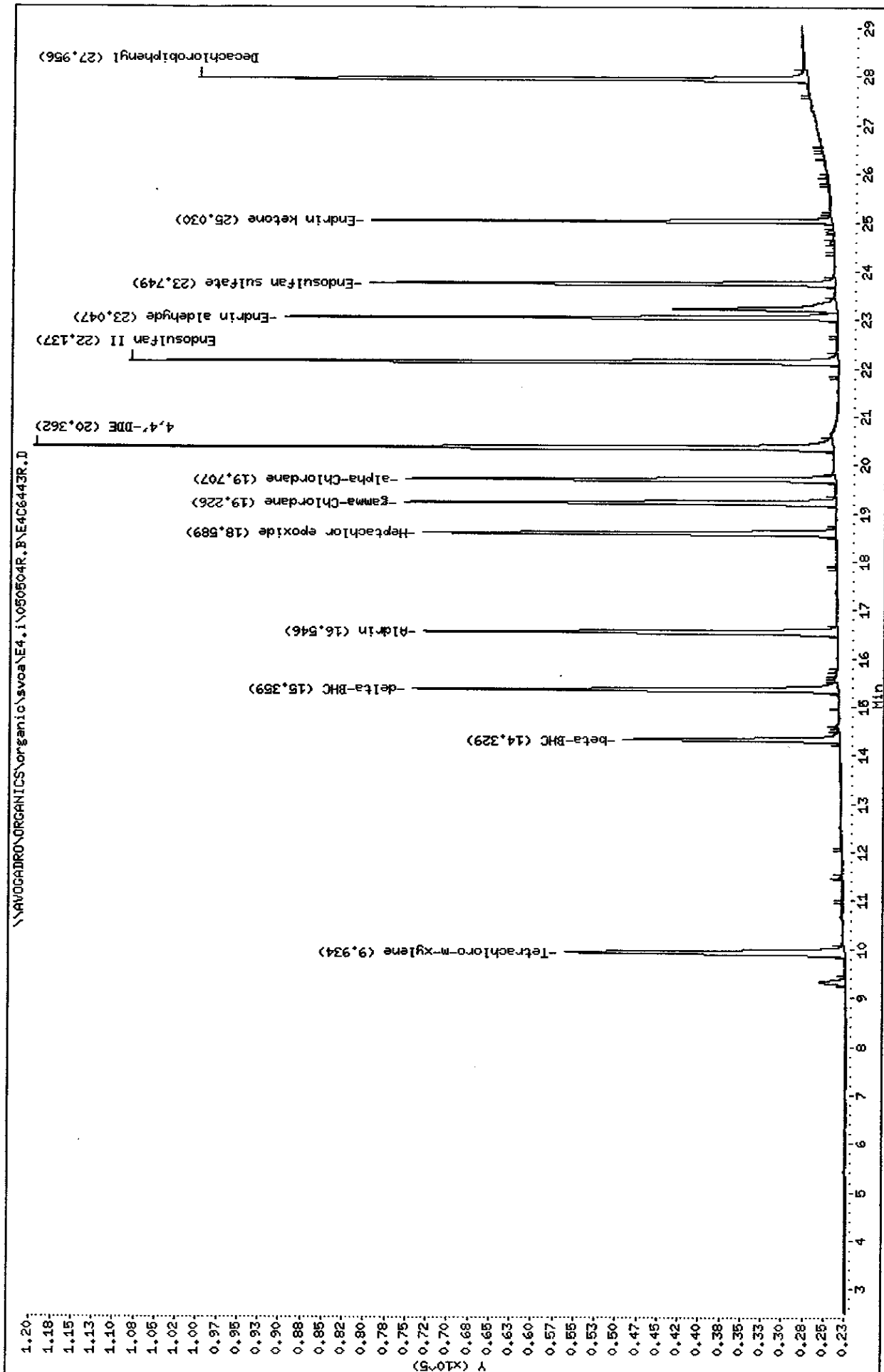
Volume Injected (uL): 1.0

Column phase: CLPPESTII

Instrument: E4.1

Operator: SRC

Column diameter: 0.53



Data File: E4C6443F.D  
Report Date: 05-May-2005 10:09

# Mitkem Corporation

## NYASP Pesticide Quantitation Report

Data file : \\AVOGADRO\ORGANICS\organic\svoa\E4.i\050504F.B\E4C6443F.D  
Lab Smp Id: INDBMC1 Client Smp ID: INDBMC1  
Inj Date : 04-MAY-2005 23:38  
Operator : SRC: Inst ID: E4.i  
Smp Info : INDBMC1, INDBMC1,, indb.sub,,  
Misc Info :  
Comment :  
Method : \\AVOGADRO\ORGANICS\organic\svoa\E4.i\050504F.B\clp-1262e4f.m  
Meth Date : 05-May-2005 09:52 mt1 Quant Type: ESTD  
Cal Date : 05-MAY-2005 00:50 Cal File: E4C6445F.D  
Als bottle: 13 Calibration Sample, Level: 2  
Dil Factor: 1.00000  
Integrator: Falcon Compound Sublist: indb.sub  
Subtraction File: \\AVOGADRO\ORGANICS  
Target Version: 4.03 Sample Matrix: WATER  
Processing Host: TARGET9

Concentration Formula:  $\text{Amt} * \text{DF} * \text{Uf} * \text{Vt} / (\text{Vo} * \text{Vi})$

Name	Value	Description
DF	1.000	Dilution Factor
Uf	1.000	Correction factor
Vt	10000.000	Volume of final extract (uL)
Vo	1000.000	Volume of sample extracted (mL)
Vi	1.000	Volume injected (uL)

AMOUNTS						
			CAL-AMT	ON-COL		
RT	EXP RT	DLT RT	RESPONSE ( ng)	( ng)	TARGET RANGE	RATIO
==	=====	=====	=====	=====	=====	=====
\$ 1	Tetrachloro-m-xylene		CAS #: 877-09-8			
7.07	7.07	0.000	872988 0.02000	0.019		(a)
-----						
6	Aldrin		CAS #: 309-00-2			
13.1	13.1	0.000	1250779 0.02000	0.020		(a)
-----						
7	beta-BHC		CAS #: 319-85-7			
10.9	10.9	0.000	517204 0.02000	0.020		(a)
-----						
8	delta-BHC		CAS #: 319-86-8			
11.5	11.5	0.000	1160800 0.02000	0.020		(a)
-----						

Data File: E4C6443F.D  
Report Date: 05-May-2005 10:09

AMOUNTS						
RT	EXP RT	DLT RT	CAL-AMT	ON-COL	TARGET RANGE	RATIO
==	=====	=====	RESPONSE ( ng)	( ng)	=====	=====
9 Heptachlor epoxide						
				CAS #: 1024-57-3		
15.2	15.2	0.000	1194580 0.02000	0.020		(a)
-----						
11 gamma-Chlordane						
				CAS #: 5103-74-2		
15.6	15.6	0.000	1252135 0.02000	0.020		(a)
-----						
12 alpha-Chlordane						
				CAS #: 5103-71-9		
16.1	16.1	0.000	1151321 0.02000	0.020		(a)
-----						
13 4,4'-DDE						
				CAS #: 72-55-9		
16.6	16.6	0.000	2343905 0.04000	0.040		(a)
-----						
17 Endosulfan II						
				CAS #: 33213-65-9		
18.7	18.7	0.000	2071860 0.04000	0.040		(a)
-----						
19 Endrin aldehyde						
				CAS #: 7421-93-4		
20.0	20.0	0.000	1525640 0.04000	0.040		(a)
-----						
20 Endosulfan sulfate						
				CAS #: 1031-07-8		
21.2	21.2	0.000	1445280 0.04000	0.040		(a)
-----						
22 Endrin ketone						
				CAS #: 53494-70-5		
21.9	21.9	0.000	1445743 0.04000	0.040		(a)
-----						
\$ 2 Decachlorobiphenyl						
				CAS #: 2051-24-3		
24.5	24.5	0.000	1705036 0.04000	0.037		(a)
-----						

*52 05/05/06*

# QC Flag Legend

a - Target compound detected but, quantitated amount  
Below Limit Of Quantitation(BLOQ).

Data File: E4C6443R.D  
Report Date: 05-May-2005 10:10

Mitkem Corporation

NYASP Pesticide Quantitation Report

Data file : \\AVOGADRO\ORGANICS\organic\svoa\E4.i\050504R.B\E4C6443R.D  
Lab Smp Id: INDBMC1 Client Smp ID: INDBMC1  
Inj Date : 04-MAY-2005 23:38  
Operator : SRC: Inst ID: E4.i  
Smp Info : INDBMC1, INDBMC1,, indb.sub,,  
Misc Info :  
Comment :  
Method : \\AVOGADRO\ORGANICS\organic\svoa\E4.i\050504R.B\clp1262-e4r.m  
Meth Date : 05-May-2005 10:06 mtl Quant Type: ESTD  
Cal Date : 05-MAY-2005 00:50 Cal File: E4C6445R.D  
Als bottle: 13 Calibration Sample, Level: 2  
Dil Factor: 1.00000  
Integrator: Falcon Compound Sublist: indb.sub  
Subtraction File: \\AVOGADRO\ORGANICS  
Target Version: 4.03 Sample Matrix: WATER  
Processing Host: TARGET9

Concentration Formula:  $\text{Amt} * \text{DF} * \text{Uf} * \text{Vt} / (\text{Vo} * \text{Vi})$

Name	Value	Description
DF	1.000	Dilution Factor
Uf	1.000	Correction factor
Vt	10000.000	Volume of final extract (uL)
Vo	1000.000	Volume of sample extracted (mL)
Vi	1.000	Volume injected (uL)

AMOUNTS						
RT	EXP RT	DLT RT	CAL-AMT RESPONSE ( ng)	ON-COL ( ng)	TARGET RANGE	RATIO
==	=====	=====	=====	=====	=====	=====
\$ 1	Tetrachloro-m-xylene		CAS #: 877-09-8			
9.93	9.94	-0.010	167393 0.02000	0.019		(a)
-----						
6	Aldrin		CAS #: 309-00-2			
16.5	16.5	0.000	198382 0.02000	0.020		(a)
-----						
7	beta-BHC		CAS #: 319-85-7			
14.3	14.3	0.000	106159 0.02000	0.020		(a)
-----						
8	delta-BHC		CAS #: 319-86-8			
15.4	15.4	0.000	198094 0.02000	0.020		(a)
-----						

AMOUNTS						
RT	EXP RT	DLT RT	CAL-AMT	ON-COL	TARGET RANGE	RATIO
==	=====	=====	RESPONSE ( ng)	( ng)	=====	=====
9 Heptachlor epoxide						
18.6	18.6	0.000	196635 0.02000	0.020	CAS #: 1024-57-3	(a)
-----						
11 gamma-Chlordane						
19.2	19.2	0.000	199000 0.02000	0.020	CAS #: 5103-74-2	(a)
-----						
12 alpha-Chlordane						
19.7	19.7	0.000	190587 0.02000	0.020	CAS #: 5103-71-9	(a)
-----						
13 4,4'-DDE						
20.4	20.4	0.000	346377 0.04000	0.040	CAS #: 72-55-9	(a)
-----						
17 Endosulfan II						
22.1	22.1	0.000	291035 0.04000	0.040	CAS #: 33213-65-9	(a)
-----						
19 Endrin aldehyde						
23.0	23.0	0.000	213818 0.04000	0.040	CAS #: 7421-93-4	(a)
-----						
20 Endosulfan sulfate						
23.7	23.7	0.000	176294 0.04000	0.040	CAS #: 1031-07-8	(a)
-----						
22 Endrin ketone						
25.0	25.0	0.000	166030 0.04000	0.040	CAS #: 53494-70-5	(a)
-----						
\$ 2 Decachlorobiphenyl						
28.0	28.0	0.000	248531 0.04000	0.037	CAS #: 2051-24-3	(a)
-----						

*szes/05/06*

# QC Flag Legend

a - Target compound detected but, quantitated amount  
Below Limit Of Quantitation(BLOQ).

Data File: \\AVOCADRO\ORGANICS\organic\svoa\E4,i\050504F.B\E4C6445F.D

Date : 05-MAY-2005 00:50

Client ID: INDBHC1

Sample Info: INDBHC1,INDBHC1,,indb.sub,,

Volume Injected (uL): 1.0


Column phase: CLPest

Instrument: E4.i

Operator: SRC:

Column diameter: 0.53

\\AVOCADRO\ORGANICS\organic\svoa\E4,i\050504F.B\E4C6445F.D



Data File: \\AVOGADRO\ORGANICS\organic\svoa\E4.i\050504R.B\E4C6445R.D

Date : 05-MAY-2005 00:50

Client ID: INDBHC1

Sample Info: INDBHC1,INDBHC1,,indb.sub,,

Volume Injected (uL): 1.0

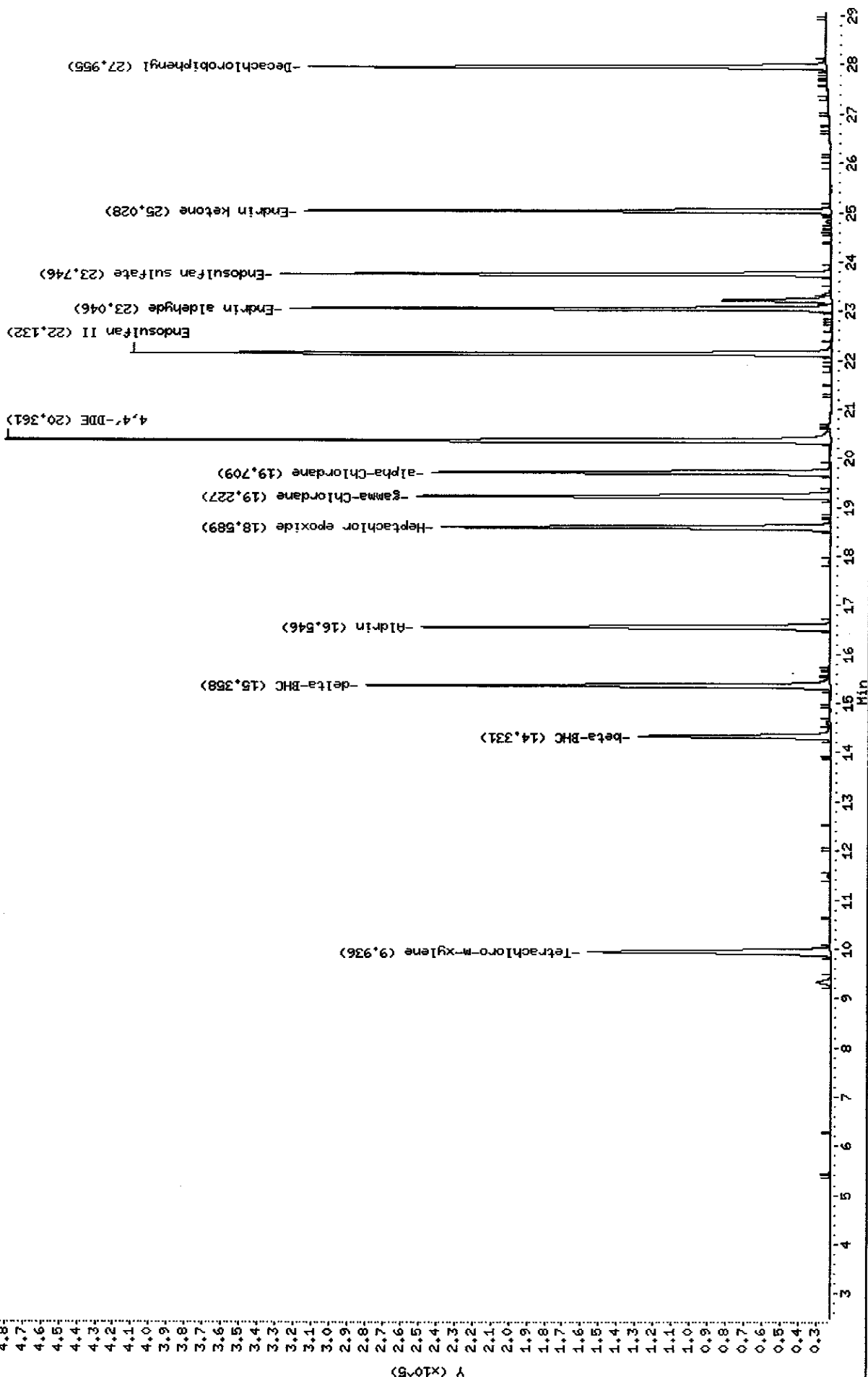
Column phase: CLPESTII

Instrument: E4.i

Operator: SRC:

Column diameter: 0.53

\\AVOGADRO\ORGANICS\organic\svoa\E4.i\050504R.B\E4C6445R.D





Data File: E4C6445F.D  
 Report Date: 05-May-2005 10:09

Mitkem Corporation

NYASP Pesticide Quantitation Report

Data file : \\AVOGADRO\ORGANICS\organic\svoa\E4.i\050504F.B\E4C6445F.D  
 Lab Smp Id: INDBHC1 Client Smp ID: INDBHC1  
 Inj Date : 05-MAY-2005 00:50  
 Operator : SRC: Inst ID: E4.i  
 Smp Info : INDBHC1, INDBHC1,, indb.sub,,  
 Misc Info :  
 Comment :  
 Method : \\AVOGADRO\ORGANICS\organic\svoa\E4.i\050504F.B\clp-1262e4f.m  
 Meth Date : 05-May-2005 09:52 mtl Quant Type: ESTD  
 Cal Date : 05-MAY-2005 00:50 Cal File: E4C6445F.D  
 Als bottle: 15 Calibration Sample, Level: 3  
 Dil Factor: 1.00000  
 Integrator: Falcon Compound Sublist: indb.sub  
 Subtraction File: \\AVOGADRO\ORGANICS  
 Target Version: 4.03 Sample Matrix: WATER  
 Processing Host: TARGET9

Concentration Formula:  $\text{Amt} * \text{DF} * \text{Uf} * \text{Vt} / (\text{Vo} * \text{Vi})$

Name	Value	Description
DF	1.000	Dilution Factor
Uf	1.000	Correction factor
Vt	10000.000	Volume of final extract (uL)
Vo	1000.000	Volume of sample extracted (mL)
Vi	1.000	Volume injected (uL)

AMOUNTS						
RT	EXP RT	DLT RT	CAL-AMT RESPONSE ( ng)	ON-COL ( ng)	TARGET RANGE	RATIO
==	=====	=====	=====	=====	=====	=====
\$ 1	Tetrachloro-m-xylene		CAS #: 877-09-8			
7.06	7.07	-0.010	3524311 0.08000	0.076		
-----						
6	Aldrin		CAS #: 309-00-2			
13.1	13.1	0.000	5268753 0.08000	0.084		(A)
-----						
7	beta-BHC		CAS #: 319-85-7			
10.9	10.9	0.000	2181848 0.08000	0.084		(A)
-----						
8	delta-BHC		CAS #: 319-86-8			
11.5	11.5	0.000	5380158 0.08000	0.093		(A)
-----						

AMOUNTS						
RT	EXP RT	DLT RT	CAL-AMT	ON-COL	TARGET RANGE	RATIO
==	=====	=====	RESPONSE ( ng)	( ng)	=====	=====
9 Heptachlor epoxide						
15.2	15.2	0.000	4820173 0.08000	0.081		(A)
CAS #: 1024-57-3						
-----						
11 gamma-Chlordane						
15.6	15.6	0.000	5235354 0.08000	0.084		(A)
CAS #: 5103-74-2						
-----						
12 alpha-Chlordane						
16.1	16.1	0.000	4777239 0.08000	0.083		(A)
CAS #: 5103-71-9						
-----						
13 4,4'-DDE						
16.6	16.6	0.000	9644089 0.16000	0.16		(A)
CAS #: 72-55-9						
-----						
17 Endosulfan II						
18.7	18.7	0.000	8220887 0.16000	0.16		
CAS #: 33213-65-9						
-----						
19 Endrin aldehyde						
20.0	20.0	0.000	6079391 0.16000	0.16		
CAS #: 7421-93-4						
-----						
20 Endosulfan sulfate						
21.2	21.2	0.000	6442476 0.16000	0.18		(A)
CAS #: 1031-07-8						
-----						
22 Endrin ketone						
21.9	21.9	0.000	6449784 0.16000	0.18		(A)
CAS #: 53494-70-5						
-----						
\$ 2 Decachlorobiphenyl						
24.5	24.5	0.000	6740464 0.16000	0.15		(A)
CAS #: 2051-24-3						
-----						

sz 05/05/05

# QC Flag Legend

A - Target compound detected but, quantitated amount exceeded maximum amount.

Data File: E4C6445R.D  
Report Date: 05-May-2005 10:10

Mitkem Corporation

NYASP Pesticide Quantitation Report

Data file : \\AVOGADRO\ORGANICS\organic\svoa\E4.i\050504R.B\E4C6445R.D  
Lab Smp Id: INDBHC1 Client Smp ID: INDBHC1  
Inj Date : 05-MAY-2005 00:50  
Operator : SRC: Inst ID: E4.i  
Smp Info : INDBHC1, INDBHC1,, indb.sub,,  
Misc Info :  
Comment :  
Method : \\AVOGADRO\ORGANICS\organic\svoa\E4.i\050504R.B\clp1262-e4r.m  
Meth Date : 05-May-2005 10:06 mtl Quant Type: ESTD  
Cal Date : 05-MAY-2005 00:50 Cal File: E4C6445R.D  
Als bottle: 15 Calibration Sample, Level: 3  
Dil Factor: 1.00000  
Integrator: Falcon Compound Sublist: indb.sub  
Subtraction File: \\AVOGADRO\ORGANICS  
Target Version: 4.03 Sample Matrix: WATER  
Processing Host: TARGET9

Concentration Formula:  $\text{Amt} * \text{DF} * \text{Uf} * \text{Vt} / (\text{Vo} * \text{Vi})$

Name	Value	Description
DF	1.000	Dilution Factor
Uf	1.000	Correction factor
Vt	10000.000	Volume of final extract (uL)
Vo	1000.000	Volume of sample extracted (mL)
Vi	1.000	Volume injected (uL)

AMOUNTS						
RT	EXP RT	DLT RT	CAL-AMT RESPONSE ( ng)	ON-COL ( ng)	TARGET RANGE	RATIO
\$ 1					CAS #: 877-09-8	
9.94	9.94	0.000	653858 0.08000	0.073		
-----						
6					CAS #: 309-00-2	
16.5	16.5	0.000	878036 0.08000	0.089		(A)
-----						
7					CAS #: 319-85-7	
14.3	14.3	0.000	419158 0.08000	0.079		
-----						
8					CAS #: 319-86-8	
15.4	15.4	0.000	948611 0.08000	0.096		(A)

AMOUNTS							
RT	EXP RT	DLT RT	RESPONSE (	CAL-AMT ( ng)	ON-COL ( ng)	TARGET RANGE	RATIO
==	=====	=====	=====	=====	=====	=====	=====
9 Heptachlor epoxide							
18.6	18.6	0.000	831327	0.08000	0.085	CAS #: 1024-57-3	(A)
-----							
11 gamma-Chlordane							
19.2	19.2	0.000	847971	0.08000	0.085	CAS #: 5103-74-2	(A)
-----							
12 alpha-Chlordane							
19.7	19.7	0.000	804986	0.08000	0.084	CAS #: 5103-71-9	(A)
-----							
13 4,4'-DDE							
20.4	20.4	0.000	1580565	0.16000	0.18	CAS #: 72-55-9	(A)
-----							
17 Endosulfan II							
22.1	22.1	0.000	1263838	0.16000	0.17	CAS #: 33213-65-9	(A)
-----							
19 Endrin aldehyde							
23.0	23.0	0.000	918980	0.16000	0.17	CAS #: 7421-93-4	(A)
-----							
20 Endosulfan sulfate							
23.7	23.7	0.000	914349	0.16000	0.21	CAS #: 1031-07-8	(A)
-----							
22 Endrin ketone							
25.0	25.0	0.000	857564	0.16000	0.21	CAS #: 53494-70-5	(A)
-----							
\$ 2 Decachlorobiphenyl							
28.0	28.0	0.000	949108	0.16000	0.14	CAS #: 2051-24-3	(A)
-----							

*5/20/05*

#### QC Flag Legend

A - Target compound detected but, quantitated amount exceeded maximum amount.

Data File: \\AVOCADRO\ORGANICS\organic\svoa\E4.i\050504F.B\E4C6433F.D

Date : 04-MAY-2005 17:36

Client ID: AR1660C1

Sample Info: AR1660C1,AR1660C1,,ar1660.sub,,

Volume Injected (ul): 1.0

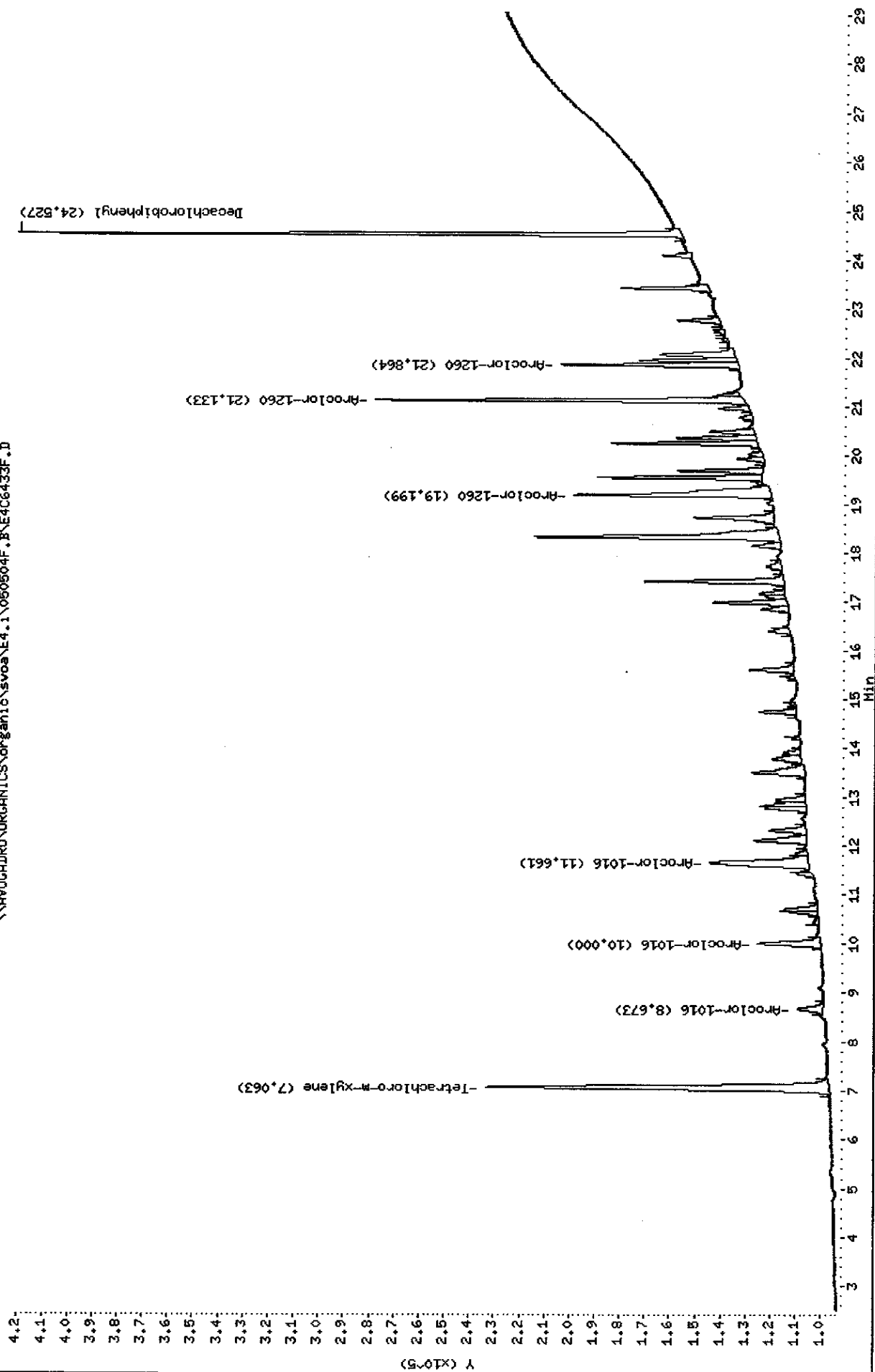
Column phase: CLPest

Instrument: E4.i

Operator: SRC:

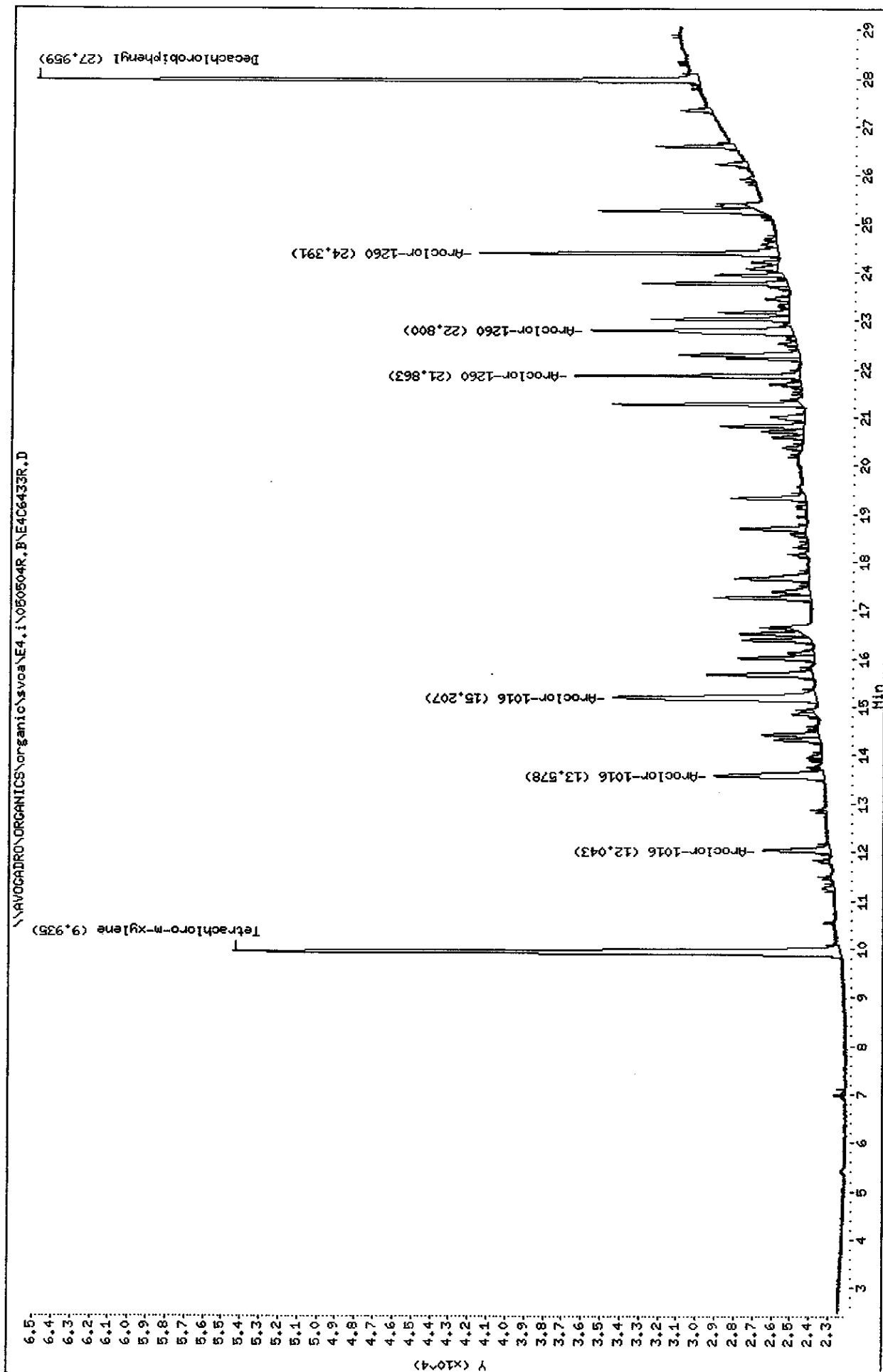
Column diameter: 0.53

\\AVOCADRO\ORGANICS\organic\svoa\E4.i\050504F.B\E4C6433F.D



Data File: \\AVOGADRO\ORGANICS\organic\svoa\E4.i\050504R.B\E4D6433R.D  
 Date : 04-MAY-2005 17:36  
 Client ID: AR1660C1  
 Sample Info: AR1660C1,AR1660C1,,ar1660.sub,,  
 Volume Injected (uL): 1.0  
 Column phase: CLPPESTII

Instrument: E4.i  
 Operator: SRC:  
 Column diameter: 0.53



Data File: E4C6433F.D  
Report Date: 05-May-2005 10:08

Mitkem Corporation

NYASP Pesticide Quantitation Report

Data file : \\AVOGADRO\ORGANICS\organic\svoa\E4.i\050504F.B\E4C6433F.D  
Lab Smp Id: AR1660C1 Client Smp ID: AR1660C1  
Inj Date : 04-MAY-2005 17:36  
Operator : SRC: Inst ID: E4.i  
Smp Info : AR1660C1,AR1660C1,,ar1660.sub,,  
Misc Info :  
Comment :  
Method : \\AVOGADRO\ORGANICS\organic\svoa\E4.i\050504F.B\clp-1262e4f.m  
Meth Date : 05-May-2005 09:52 mtl Quant Type: ESTD  
Cal Date : 04-MAY-2005 22:25 Cal File: E4C6441F.D  
Als bottle: 3 Calibration Sample, Level: 1  
Dil Factor: 1.00000  
Integrator: Falcon Compound Sublist: ar1660.sub  
Subtraction File: \\AVOGADRO\ORGANICS  
Target Version: 4.03 Sample Matrix: WATER  
Processing Host: TARGET9

Concentration Formula:  $\text{Amt} * \text{DF} * \text{Uf} * \text{Vt} / (\text{Vo} * \text{Vi})$

Name	Value	Description
DF	1.000	Dilution Factor
Uf	1.000	Correction factor
Vt	10000.000	Volume of final extract (uL)
Vo	1000.000	Volume of sample extracted (mL)
Vi	1.000	Volume injected (uL)

AMOUNTS

RT	EXP RT	DLT RT	CAL-AMT RESPONSE ( ng)	ON-COL ( ng)	TARGET RANGE	RATIO
\$ 1					CAS #: 877-09-8	
7.06	7.07	-0.010	829486 0.00500	0.018		(a)
23					CAS #: 12674-11-2	
8.67	8.67	0.000	65750 0.10000	0.10	80.00- 120.00	100.00(a)
10.0	10.0	0.000	149165 0.10000	0.10	206.87- 246.87	226.87
11.7	11.7	0.000	309350 0.10000	0.10	450.49- 490.49	470.49
Average of Peak Amounts =			0.1			
\$ 2					CAS #: 2051-24-3	
24.5	24.5	0.000	839395 0.01000	0.018		(a)

Data File: E4C6433F.D  
Report Date: 05-May-2005 10:08

AMOUNTS									
			CAL-AMT		ON-COL				
RT	EXP RT	DLT RT	RESPONSE	( ng)	( ng)	TARGET RANGE	RATIO		
==	=====	=====	=====	=====	=====	=====	=====		
29 Aroclor-1260					CAS #: 11096-82-5				
19.2	19.2	0.000	486312	0.10000	0.10	80.00- 120.00	100.00 (a)		
21.1	21.1	0.000	575890	0.10000	0.10	98.42- 138.42	118.42		
21.9	21.9	0.000	274290	0.10000	0.10	36.40- 76.40	56.40		
Average of Peak Amounts =					0.1				

#### QC Flag Legend

a - Target compound detected but, quantitated amount  
Below Limit Of Quantitation(BLOQ).

SZ 05/05/05



Data File: E4C6433R.D  
Report Date: 05-May-2005 10:09

Mitkem Corporation

NYASP Pesticide Quantitation Report

Data file : \\AVOGADRO\ORGANICS\organic\svoa\E4.i\050504R.B\E4C6433R.D  
Lab Smp Id: AR1660C1 Client Smp ID: AR1660C1  
Inj Date : 04-MAY-2005 17:36  
Operator : SRC: Inst ID: E4.i  
Smp Info : AR1660C1,AR1660C1,,ar1660.sub,,  
Misc Info :  
Comment :  
Method : \\AVOGADRO\ORGANICS\organic\svoa\E4.i\050504R.B\clp1262-e4r.m  
Meth Date : 05-May-2005 10:06 mtl Quant Type: ESTD  
Cal Date : 05-MAY-2005 00:50 Cal File: E4C6445R.D  
Als bottle: 3 Calibration Sample, Level: 1  
Dil Factor: 1.00000  
Integrator: Falcon Compound Sublist: ar1660.sub  
Subtraction File: \\AVOGADRO\ORGANICS  
Target Version: 4.03 Sample Matrix: WATER  
Processing Host: TARGET9

Concentration Formula:  $\text{Amt} * \text{DF} * \text{Uf} * \text{Vt} / (\text{Vo} * \text{Vi})$

Name	Value	Description
DF	1.000	Dilution Factor
Uf	1.000	Correction factor
Vt	10000.000	Volume of final extract (uL)
Vo	1000.000	Volume of sample extracted (mL)
Vi	1.000	Volume injected (uL)

AMOUNTS

RT	EXP RT	DLT RT	CAL-AMT RESPONSE ( ng)	ON-COL ( ng)	TARGET RANGE	RATIO
\$ 1					CAS #: 877-09-8	
9.94	9.94	0.000	161829 0.00500	0.018		(a)
23					CAS #: 12674-11-2	
12.0	12.0	0.000	17141 0.10000	0.10	80.00- 120.00	100.00(a)
13.6	13.6	0.000	33663 0.10000	0.10	176.39- 216.39	196.39
15.2	15.2	0.000	69101 0.10000	0.10	383.13- 423.13	403.13
Average of Peak Amounts =				0.1		
\$ 2					CAS #: 2051-24-3	
28.0	28.0	0.000	120493 0.01000	0.018		(a)

Data File: E4C6433R.D  
Report Date: 05-May-2005 10:09

AMOUNTS						
		CAL-AMT		ON-COL		
RT	EXP RT	DLT RT	RESPONSE (	ng)	( ng)	TARGET RANGE
==	=====	=====	=====	=====	=====	=====
29 Aroclor-1260			CAS #: 11096-82-5			
21.9	21.9	0.000	40126	0.10000	0.10	80.00- 120.00 100.00 (a)
22.8	22.8	0.000	52684	0.10000	0.10	111.30- 151.30 131.30
24.4	24.4	0.000	52881	0.10000	0.10	111.79- 151.79 131.79
Average of Peak Amounts =				0.1		

QC Flag Legend

a - Target compound detected but, quantitated amount  
Below Limit Of Quantitation(BLOQ).

5/20/05

Data File: \\AVOGADRO\ORGANICS\organic\svoa\E4.i\050504F.B\E4C6434F.D

Date : 04-MAY-2005 18:12

Client ID: AR1221C1

Sample Info: AR1221C1,AR1221C1,,ar1221.sub,,

Volume Injected (uL): 1.0

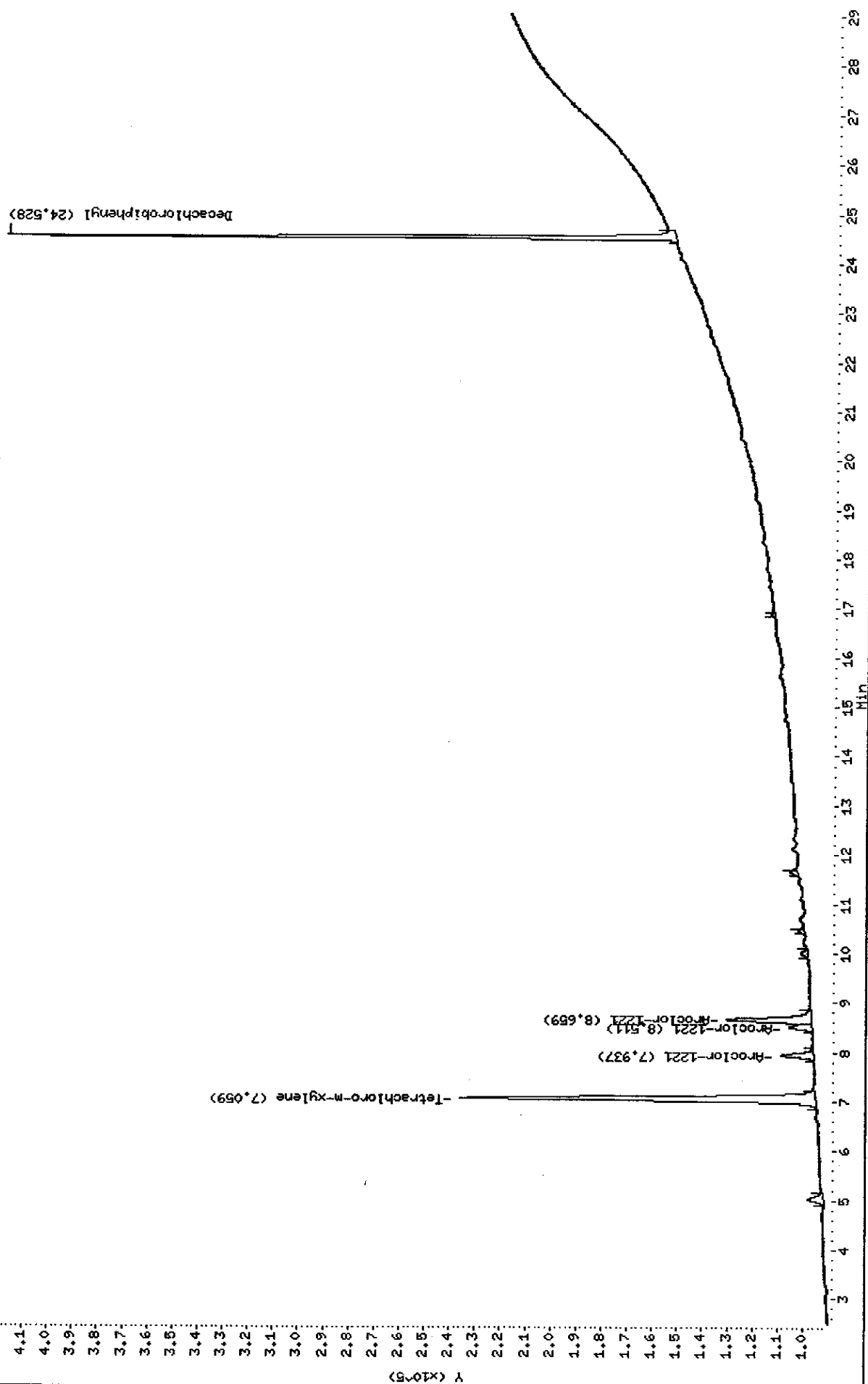
Column phase: CLPest

Instrument: E4.i

Operator: SRC:

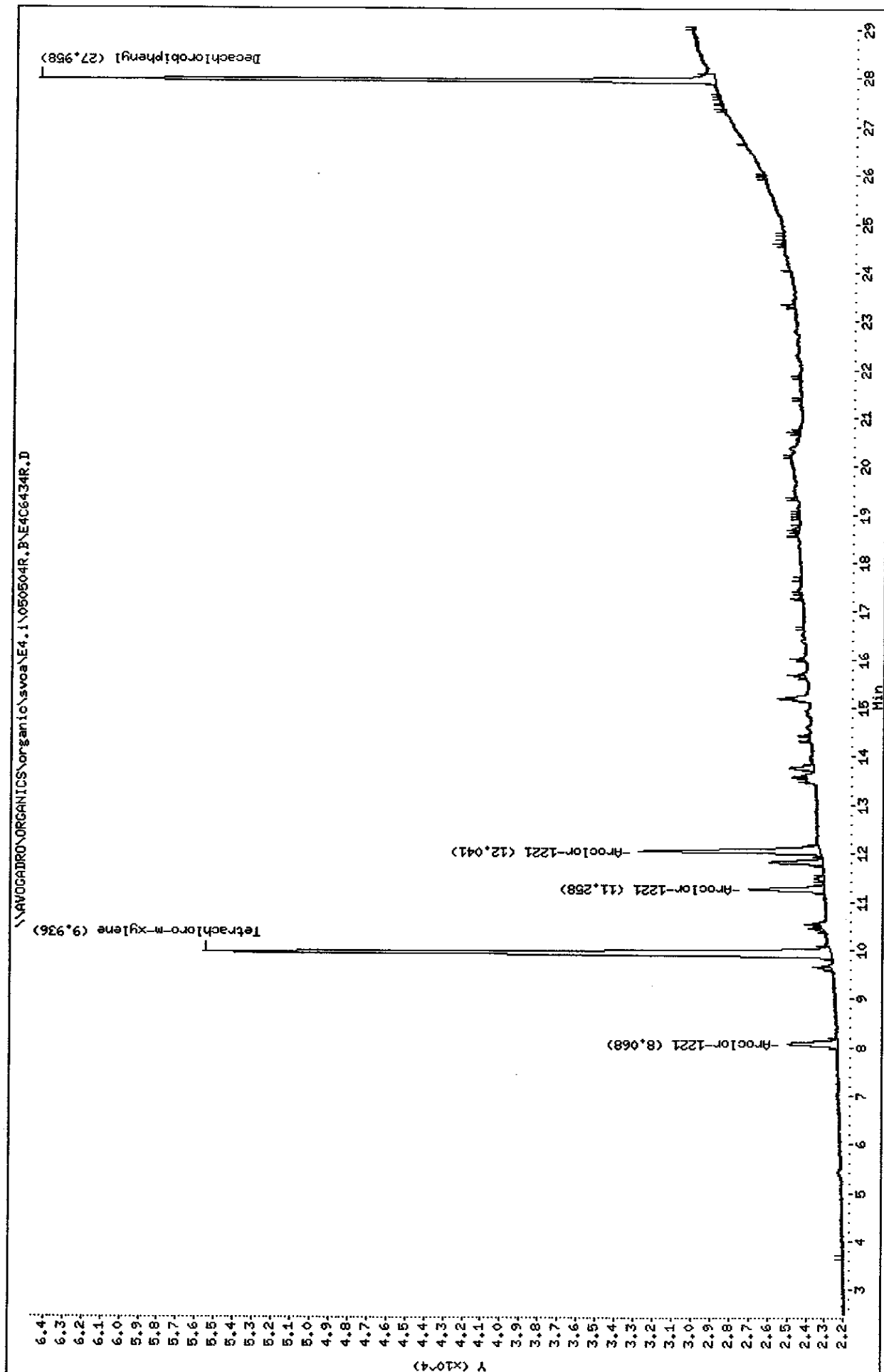
Column diameter: 0.53

\\AVOGADRO\ORGANICS\organic\svoa\E4.i\050504F.B\E4C6434F.D



Data File: \\AVOCADRON\ORGANICS\organic\svoa\E4.i\050504R.B\E4C6434R.D  
 Date : 04-MAY-2005 18:12  
 Client ID: AR1221C1  
 Sample Info: AR1221C1,AR1221C1,,ar1221.sub,,  
 Volume Injected (ul): 1.0  
 Column phase: CLPPESTII

Instrument: E4.i  
 Operator: SRC:  
 Column diameter: 0.53



Data File: E4C6434F.D  
Report Date: 05-May-2005 10:08

Mitkem Corporation

NYASP Pesticide Quantitation Report

Data file : \\AVOGADRO\ORGANICS\organic\svoa\E4.i\050504F.B\E4C6434F.D  
Lab Smp Id: AR1221C1 Client Smp ID: AR1221C1  
Inj Date : 04-MAY-2005 18:12  
Operator : SRC: Inst ID: E4.i  
Smp Info : AR1221C1,AR1221C1,,ar1221.sub,,  
Misc Info :  
Comment :  
Method : \\AVOGADRO\ORGANICS\organic\svoa\E4.i\050504F.B\clp-1262e4f.m  
Meth Date : 05-May-2005 09:52 mtl Quant Type: ESTD  
Cal Date : 04-MAY-2005 22:25 Cal File: E4C6441F.D  
Als bottle: 4 Calibration Sample, Level: 1  
Dil Factor: 1.00000  
Integrator: Falcon Compound Sublist: ar1221.sub  
Subtraction File: \\AVOGADRO\ORGANICS  
Target Version: 4.03 Sample Matrix: WATER  
Processing Host: TARGET9

Concentration Formula:  $\text{Amt} * \text{DF} * \text{Uf} * \text{Vt} / (\text{Vo} * \text{Vi})$

Name	Value	Description
DF	1.000	Dilution Factor
Uf	1.000	Correction factor
Vt	10000.000	Volume of final extract (uL)
Vo	1000.000	Volume of sample extracted (mL)
Vi	1.000	Volume injected (uL)

AMOUNTS						
RT	EXP RT	DLT RT	CAL-AMT RESPONSE ( ng)	ON-COL ( ng)	TARGET RANGE	RATIO
\$ 1	Tetrachloro-m-xylene		CAS #: 877-09-8			
7.06	7.07	-0.010	862807 0.00500	0.019		(a)
-----						
24	Aroclor-1221		CAS #: 11104-28-2			
7.94	7.94	0.000	76301 0.20000	0.20	80.00- 120.00	100.00(a)
8.51	8.51	0.000	49934 0.20000	0.20	45.44- 85.44	65.44
8.66	8.66	0.000	222682 0.20000	0.20	271.85- 311.85	291.85
Average of Peak Amounts =			0.2			
-----						
\$ 2	Decachlorobiphenyl		CAS #: 2051-24-3			
24.5	24.5	0.000	854092 0.01000	0.018		(a)

5/20/05/05

Data File: E4C6434F.D  
Report Date: 05-May-2005 10:08

QC Flag Legend

a - Target compound detected but, quantitated amount  
Below Limit Of Quantitation(BLOQ).

Data File: E4C6434R.D  
Report Date: 05-May-2005 10:09

Mitkem Corporation

NYASP Pesticide Quantitation Report

Data file : \\AVOGADRO\ORGANICS\organic\svoa\E4.i\050504R.B\E4C6434R.D  
Lab Smp Id: AR1221C1 Client Smp ID: AR1221C1  
Inj Date : 04-MAY-2005 18:12  
Operator : SRC: Inst ID: E4.i  
Smp Info : AR1221C1,AR1221C1,,ar1221.sub,,  
Misc Info :  
Comment :  
Method : \\AVOGADRO\ORGANICS\organic\svoa\E4.i\050504R.B\clp1262-e4r.m  
Meth Date : 05-May-2005 10:06 mtl Quant Type: ESTD  
Cal Date : 05-MAY-2005 00:50 Cal File: E4C6445R.D  
Als bottle: 4 Calibration Sample, Level: 1  
Dil Factor: 1.00000  
Integrator: Falcon Compound Sublist: ar1221.sub  
Subtraction File: \\AVOGADRO\ORGANICS  
Target Version: 4.03 Sample Matrix: WATER  
Processing Host: TARGET9

Concentration Formula:  $\text{Amt} * \text{DF} * \text{Uf} * \text{Vt} / (\text{Vo} * \text{Vi})$

Name	Value	Description
DF	1.000	Dilution Factor
Uf	1.000	Correction factor
Vt	10000.000	Volume of final extract (uL)
Vo	1000.000	Volume of sample extracted (mL)
Vi	1.000	Volume injected (uL)

AMOUNTS

RT	EXP RT	DLT RT	CAL-AMT RESPONSE ( ng)	ON-COL ( ng)	TARGET RANGE	RATIO
<hr/>						
\$ 1	Tetrachloro-m-xylene		CAS #: 877-09-8			
9.94	9.94	0.000	164163 0.00500	0.018		(a)
<hr/>						
24	Aroclor-1221		CAS #: 11104-28-2			
8.07	8.07	0.000	14532 0.20000	0.20	80.00- 120.00	100.00(a)
11.3	11.3	0.000	18219 0.20000	0.20	105.37- 145.37	125.37
12.0	12.0	0.000	47319 0.20000	0.20	305.62- 345.62	325.62
Average of Peak Amounts =			0.2			
<hr/>						
\$ 2	Decachlorobiphenyl		CAS #: 2051-24-3			
28.0	28.0	0.000	122265 0.01000	0.018		(a)

*sz 05/05/05*

Data File: E4C6434R.D  
Report Date: 05-May-2005 10:09

#### QC Flag Legend

a - Target compound detected but, quantitated amount  
Below Limit Of Quantitation(BLOQ).



Data File: \\AVOCADRO\ORGANICS\organic\svoa\E4.1\050504F.B\E406435F.D

Date : 04-MAY-2005 18:48

Client ID: AR1232C1

Sample Info: AR1232C1,AR1232C1,,ar1232.sub,,

Volume Injected (uL): 1.0

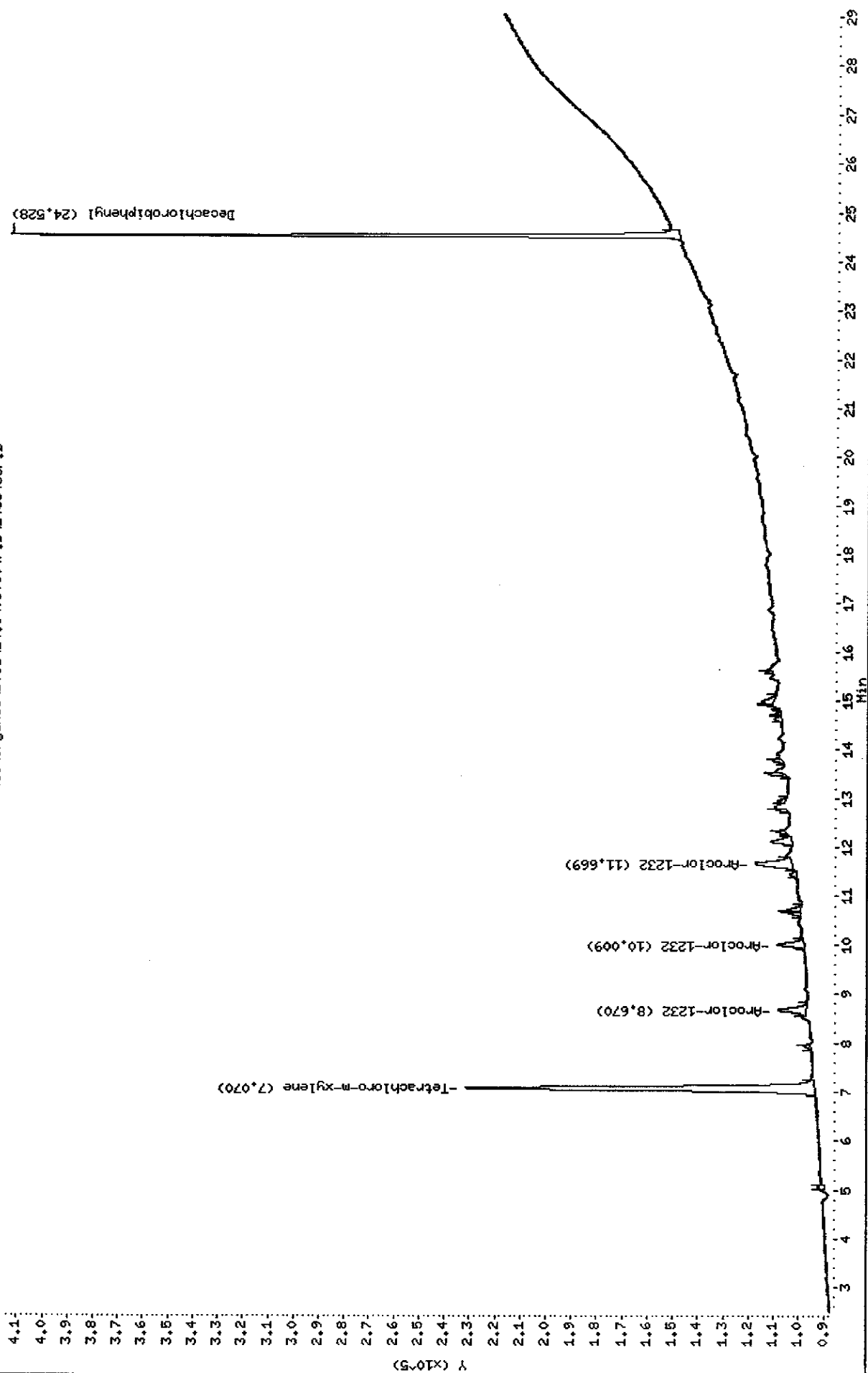
Column Phase: CLPest

Instrument: E4.1

Operator: SRC:

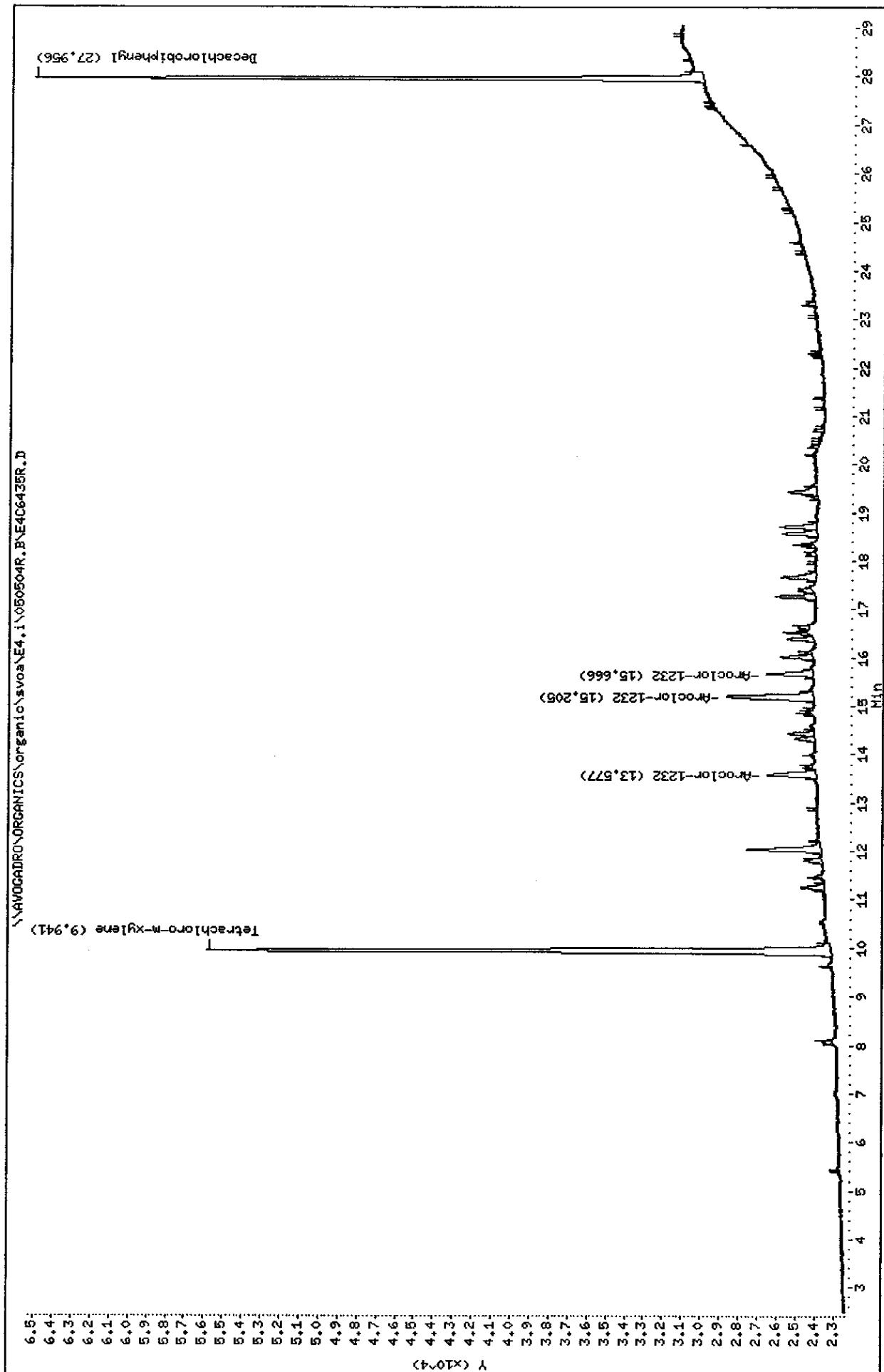
Column diameter: 0.53

\\AVOCADRO\ORGANICS\organic\svoa\E4.1\050504F.B\E406435F.D



Data File: \\AVOCADRO\ORGANICS\organic\svoa\E4.i\050504R.B\E4C6435R.D  
 Date : 04-MAY-2005 18:48  
 Client ID: AR1232C1  
 Sample Info: AR1232C1,AR1232C1,,ar1232.sub,,  
 Volume Injected (ul): 1.0  
 Column phase: CLPESTII

Instrument: E4.i  
 Operator: SRC:  
 Column diameter: 0.53



Data File: E4C6435F.D  
Report Date: 05-May-2005 10:08

Mitkem Corporation

NYASP Pesticide Quantitation Report

Data file : \\AVOGADRO\ORGANICS\organic\svoa\E4.i\050504F.B\E4C6435F.D  
Lab Smp Id: AR1232C1 Client Smp ID: AR1232C1  
Inj Date : 04-MAY-2005 18:48  
Operator : SRC: Inst ID: E4.i  
Smp Info : AR1232C1,AR1232C1,,ar1232.sub,,  
Misc Info :  
Comment :  
Method : \\AVOGADRO\ORGANICS\organic\svoa\E4.i\050504F.B\clp-1262e4f.m  
Meth Date : 05-May-2005 09:52 mtl Quant Type: ESTD  
Cal Date : 04-MAY-2005 22:25 Cal File: E4C6441F.D  
Als bottle: 5 Calibration Sample, Level: 1  
Dil Factor: 1.00000  
Integrator: Falcon Compound Sublist: ar1232.sub  
Subtraction File: \\AVOGADRO\ORGANICS  
Target Version: 4.03 Sample Matrix: WATER  
Processing Host: TARGET9

Concentration Formula:  $\text{Amt} * \text{DF} * \text{Uf} * \text{Vt} / (\text{Vo} * \text{Vi})$

Name	Value	Description
DF	1.000	Dilution Factor
Uf	1.000	Correction factor
Vt	10000.000	Volume of final extract (uL)
Vo	1000.000	Volume of sample extracted (mL)
Vi	1.000	Volume injected (uL)

AMOUNTS						
RT	EXP RT	DLT RT	CAL-AMT RESPONSE ( ng)	ON-COL ( ng)	TARGET RANGE	RATIO
-----						
\$ 1	Tetrachloro-m-xylene		CAS #: 877-09-8			
7.07	7.07	0.000	848946 0.00500	0.018		(a)
-----						
25	Aroclor-1232		CAS #: 11141-16-5			
8.67	8.67	0.000	73257 0.10000	0.10	80.00- 120.00	100.00(a)
10.0	10.0	0.000	66124 0.10000	0.10	70.26- 110.26	90.26
11.7	11.7	0.000	118109 0.10000	0.10	141.23- 181.23	161.23
Average of Peak Amounts =			0.1			
-----						
\$ 2	Decachlorobiphenyl		CAS #: 2051-24-3			
24.5	24.5	0.000	850467 0.01000	0.018		(a)
-----						

sz05/07/05

Data File: E4C6435F.D  
Report Date: 05-May-2005 10:08

QC Flag Legend

a - Target compound detected but, quantitated amount  
Below Limit Of Quantitation(BLOQ).

Data File: E4C6435R.D  
Report Date: 05-May-2005 10:09

Mitkem Corporation

NYASP Pesticide Quantitation Report

Data file : \\AVOGADRO\ORGANICS\organic\svoa\E4.i\050504R.B\E4C6435R.D  
Lab Smp Id: AR1232C1 Client Smp ID: AR1232C1  
Inj Date : 04-MAY-2005 18:48  
Operator : SRC: Inst ID: E4.i  
Smp Info : AR1232C1,AR1232C1,,ar1232.sub,,  
Misc Info :  
Comment :  
Method : \\AVOGADRO\ORGANICS\organic\svoa\E4.i\050504R.B\clp1262-e4r.m  
Meth Date : 05-May-2005 10:06 mtl Quant Type: ESTD  
Cal Date : 05-MAY-2005 00:50 Cal File: E4C6445R.D  
Als bottle: 5 Calibration Sample, Level: 1  
Dil Factor: 1.00000  
Integrator: Falcon Compound Sublist: ar1232.sub  
Subtraction File: \\AVOGADRO\ORGANICS  
Target Version: 4.03 Sample Matrix: WATER  
Processing Host: TARGET9

Concentration Formula:  $\text{Amt} * \text{DF} * \text{Uf} * \text{Vt} / (\text{Vo} * \text{Vi})$

Name	Value	Description
DF	1.000	Dilution Factor
Uf	1.000	Correction factor
Vt	10000.000	Volume of final extract (uL)
Vo	1000.000	Volume of sample extracted (mL)
Vi	1.000	Volume injected (uL)

AMOUNTS						
			CAL-AMT	ON-COL		
RT	EXP RT	DLT RT	RESPONSE ( ng)	( ng)	TARGET RANGE	RATIO
--	-----	-----	-----	-----	-----	-----
\$ 1 Tetrachloro-m-xylene CAS #: 877-09-8						
9.94	9.94	0.000	164902 0.00500	0.018		(a)
-----						
25 Aroclor-1232 CAS #: 11141-16-5						
13.6	13.6	0.000	14694 0.10000	0.10	80.00- 120.00	100.00(a)
15.2	15.2	0.000	28811 0.10000	0.10	176.07- 216.07	196.07
15.7	15.7	0.000	11297 0.10000	0.10	56.88- 96.88	76.88
Average of Peak Amounts =				0.1		
-----						
\$ 2 Decachlorobiphenyl CAS #: 2051-24-3						
28.0	28.0	0.000	121384 0.01000	0.018		(a)
-----						

*See report*

Data File: E4C6435R.D  
Report Date: 05-May-2005 10:09

QC Flag Legend

a - Target compound detected but, quantitated amount  
Below Limit Of Quantitation(BLOQ).

Data File: \\AVOGADRO\ORGANICS\organic\svoa\E4.i\050504F,B\E4D6436F.D

Date : 04-MAY-2005 19:24

Client ID: AR1242C1

Sample Info: AR1242C1,AR1242C1,,ar1242.sub,,

Volume Injected (ul): 1.0

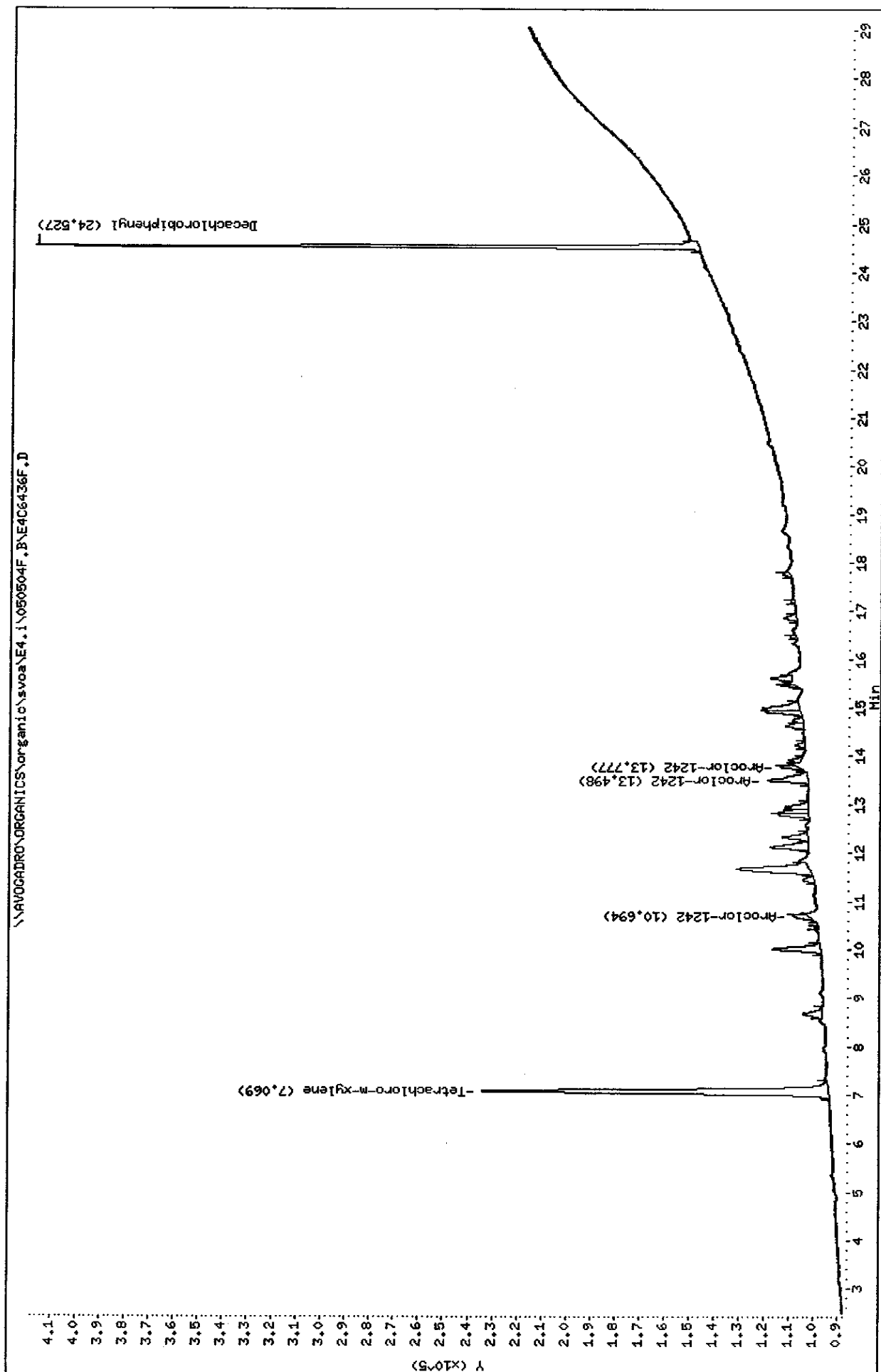
Column phase: CLPPEst

Instrument: E4.i

Operator: SRC:

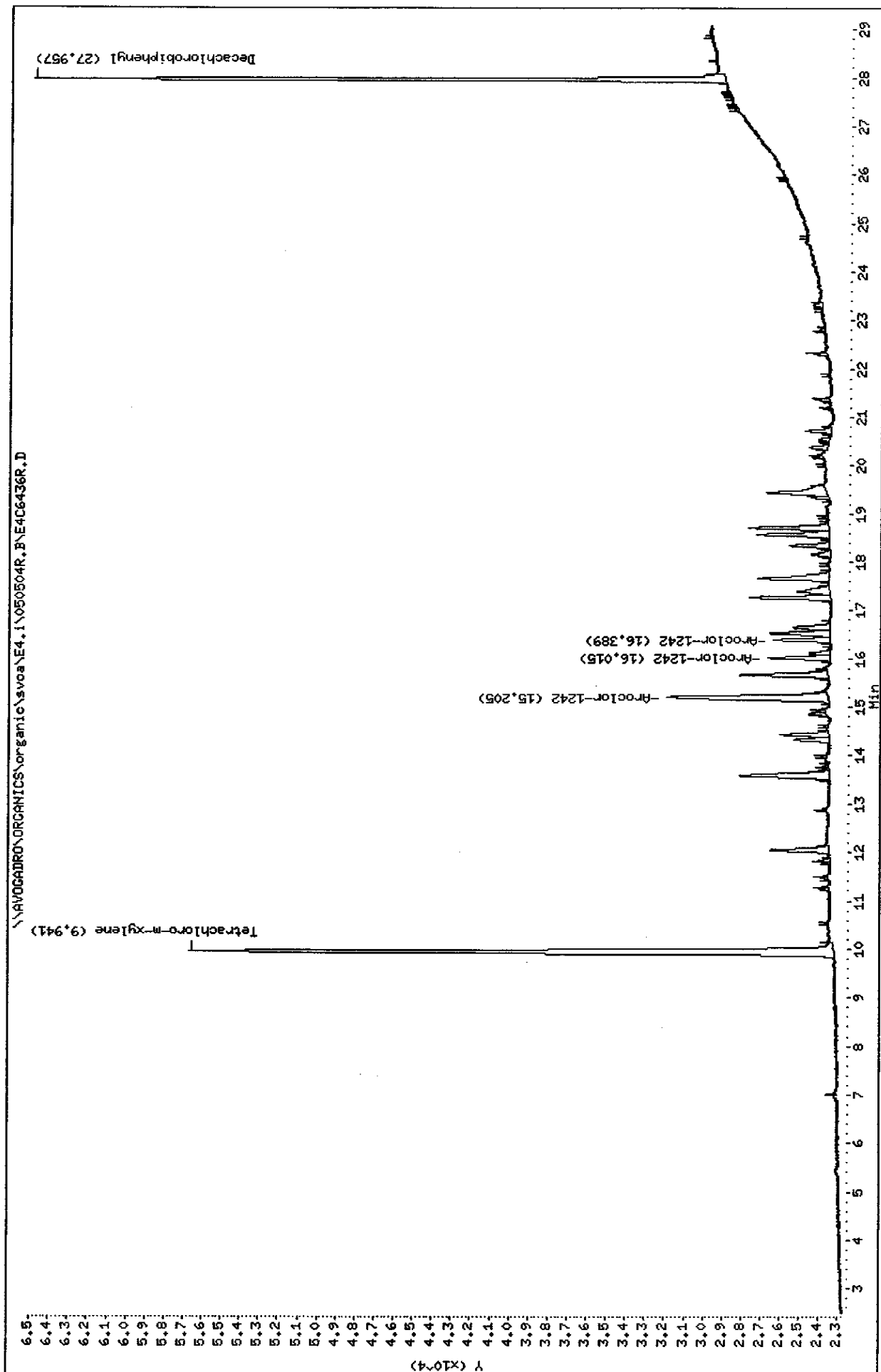
Column diameter: 0.53

\\AVOGADRO\ORGANICS\organic\svoa\E4.i\050504F,B\E4D6436F.D



Data File: \\AVOCADRO\ORGANICS\organic\svoa\E4.1\050504R.B\E4D6436R.D  
 Date : 04-MAY-2005 19:24  
 Client ID: AR1242C1  
 Sample Info: AR1242C1,AR1242C1,,ar1242.sub,,  
 Volume Injected (uL): 1.0  
 Column phase: CLPPESTII

Instrument: E4.i  
 Operator: SRC:  
 Column diameter: 0.53





Data File: E4C6436F.D  
Report Date: 05-May-2005 10:08

Mitkem Corporation

NYASP Pesticide Quantitation Report

Data file : \\AVOGADRO\ORGANICS\organic\svoa\E4.i\050504F.B\E4C6436F.D  
Lab Smp Id: AR1242C1 Client Smp ID: AR1242C1  
Inj Date : 04-MAY-2005 19:24  
Operator : SRC: Inst ID: E4.i  
Smp Info : AR1242C1,AR1242C1,,ar1242.sub,,  
Misc Info :  
Comment :  
Method : \\AVOGADRO\ORGANICS\organic\svoa\E4.i\050504F.B\clp-1262e4f.m  
Meth Date : 05-May-2005 09:52 mtl Quant Type: ESTD  
Cal Date : 04-MAY-2005 22:25 Cal File: E4C6441F.D  
Als bottle: 6 Calibration Sample, Level: 1  
Dil Factor: 1.00000  
Integrator: Falcon Compound Sublist: ar1242.sub  
Subtraction File: \\AVOGADRO\ORGANICS  
Target Version: 4.03 Sample Matrix: WATER  
Processing Host: TARGET9

Concentration Formula:  $\text{Amt} * \text{DF} * \text{Uf} * \text{Vt} / (\text{Vo} * \text{Vi})$

Name	Value	Description
DF	1.000	Dilution Factor
Uf	1.000	Correction factor
Vt	10000.000	Volume of final extract (uL)
Vo	1000.000	Volume of sample extracted (mL)
Vi	1.000	Volume injected (uL)

AMOUNTS

RT	EXP RT	DLT RT	CAL-AMT RESPONSE ( ng)	ON-COL ( ng)	TARGET RANGE	RATIO
<hr/>						
\$ 1 Tetrachloro-m-xylene			CAS #: 877-09-8			
7.07	7.07	0.000	868461 0.00500	0.019		(a)
<hr/>						
26 Aroclor-1242			CAS #: 53469-21-9			
10.7	10.7	0.000	38708 0.10000	0.10	80.00- 120.00	100.00 (a)
13.5	13.5	0.000	116760 0.10000	0.10	281.64- 321.64	301.64
13.8	13.8	0.000	28127 0.10000	0.10	52.66- 92.66	72.66
Average of Peak Amounts =			0.1			
<hr/>						
\$ 2 Decachlorobiphenyl			CAS #: 2051-24-3			
24.5	24.5	0.000	868290 0.01000	0.019		(a)
<hr/>						

5/20/05/05

Data File: E4C6436F.D  
Report Date: 05-May-2005 10:08

#### QC Flag Legend

a - Target compound detected but, quantitated amount  
Below Limit Of Quantitation(BLOQ).

Data File: E4C6436R.D  
Report Date: 05-May-2005 10:09

Mitkem Corporation

NYASP Pesticide Quantitation Report

Data file : \\AVOGADRO\ORGANICS\organic\svoa\E4.i\050504R.B\E4C6436R.D  
Lab Smp Id: AR1242C1 Client Smp ID: AR1242C1  
Inj Date : 04-MAY-2005 19:24  
Operator : SRC: Inst ID: E4.i  
Smp Info : AR1242C1,AR1242C1,,ar1242.sub,,  
Misc Info :  
Comment :  
Method : \\AVOGADRO\ORGANICS\organic\svoa\E4.i\050504R.B\clp1262-e4r.m  
Meth Date : 05-May-2005 10:06 mtl Quant Type: ESTD  
Cal Date : 05-MAY-2005 00:50 Cal File: E4C6445R.D  
Als bottle: 6 Calibration Sample, Level: 1  
Dil Factor: 1.00000  
Integrator: Falcon Compound Sublist: ar1242.sub  
Subtraction File: \\AVOGADRO\ORGANICS  
Target Version: 4.03 Sample Matrix: WATER  
Processing Host: TARGET9

Concentration Formula:  $\text{Amt} * \text{DF} * \text{Uf} * \text{Vt} / (\text{Vo} * \text{Vi})$

Name	Value	Description
DF	1.000	Dilution Factor
Uf	1.000	Correction factor
Vt	10000.000	Volume of final extract (uL)
Vo	1000.000	Volume of sample extracted (mL)
Vi	1.000	Volume injected (uL)

AMOUNTS

RT	EXP RT	DLT RT	CAL-AMT RESPONSE ( ng)	ON-COL ( ng)	TARGET RANGE	RATIO
9.94	9.94	0.000	169201 0.00500	0.019		(a)
-----						
26 Aroclor-1242			CAS #: 53469-21-9			
15.2	15.2	0.000	53401 0.10000	0.10	80.00- 120.00	100.00 (a)
16.0	16.0	0.000	13004 0.10000	0.10	4.35- 44.35	24.35
16.4	16.4	0.000	11524 0.10000	0.10	1.58- 41.58	21.58
Average of Peak Amounts =			0.1			
-----						
\$ 2 Decachlorobiphenyl			CAS #: 2051-24-3			
28.0	28.0	0.000	123355 0.01000	0.018		(a)

520570705

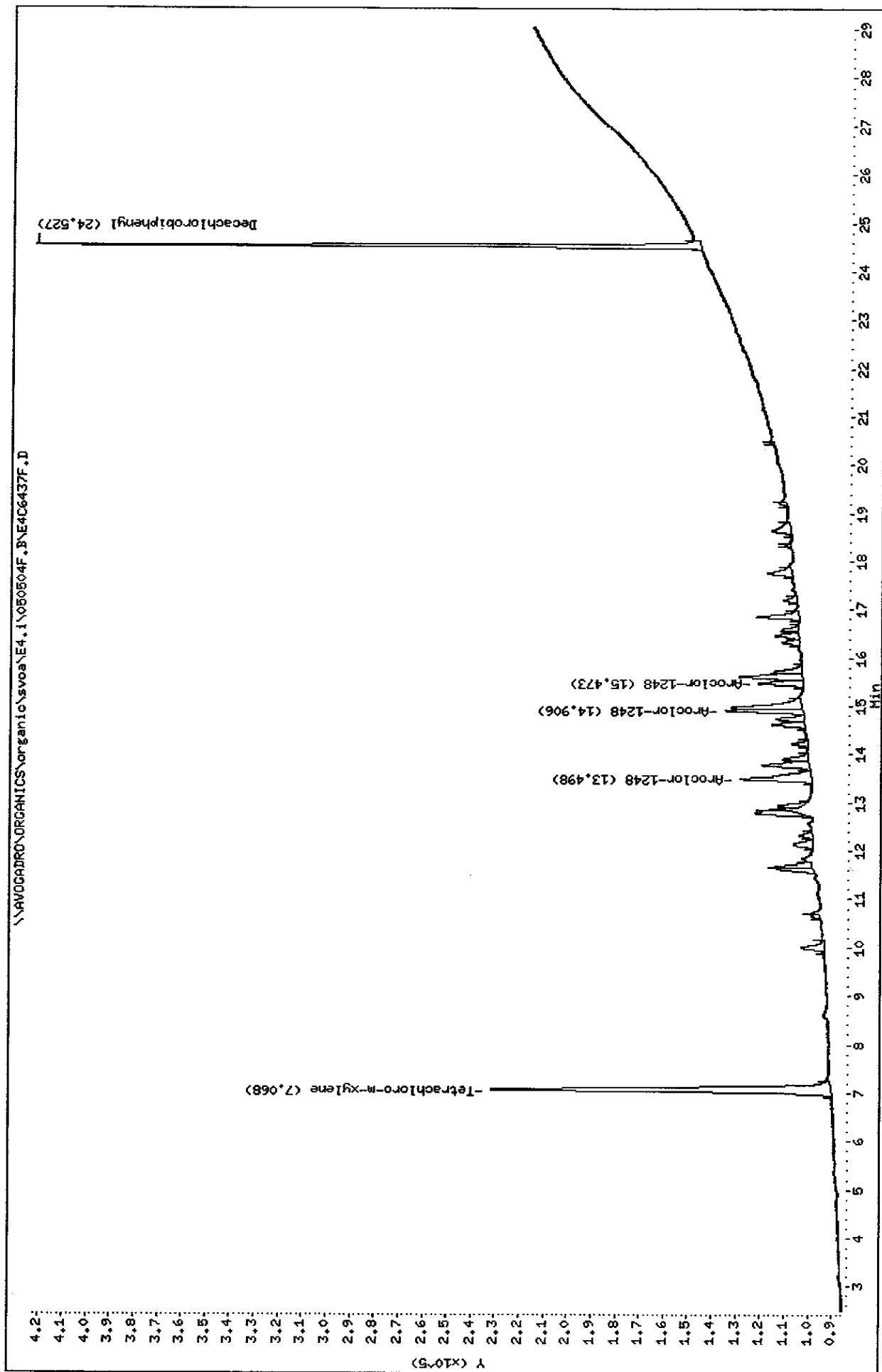
Data File: E4C6436R.D  
Report Date: 05-May-2005 10:09

QC Flag Legend

a - Target compound detected but, quantitated amount  
Below Limit Of Quantitation(BLOQ).

Data File: \\AVOCADRO\ORGANICS\organic\svoa\E4.1\050504F.B\E4D6437F.D  
Date : 04-MAY-2005 20:01  
Client ID: AR1248C1  
Sample Info: AR1248C1,AR1248C1,,ar1248.sub,,  
Volume Injected (uL): 1.0  
Column phase: CLPPest

Instrument: E4.i  
Operator: SRC:  
Column diameter: 0.53

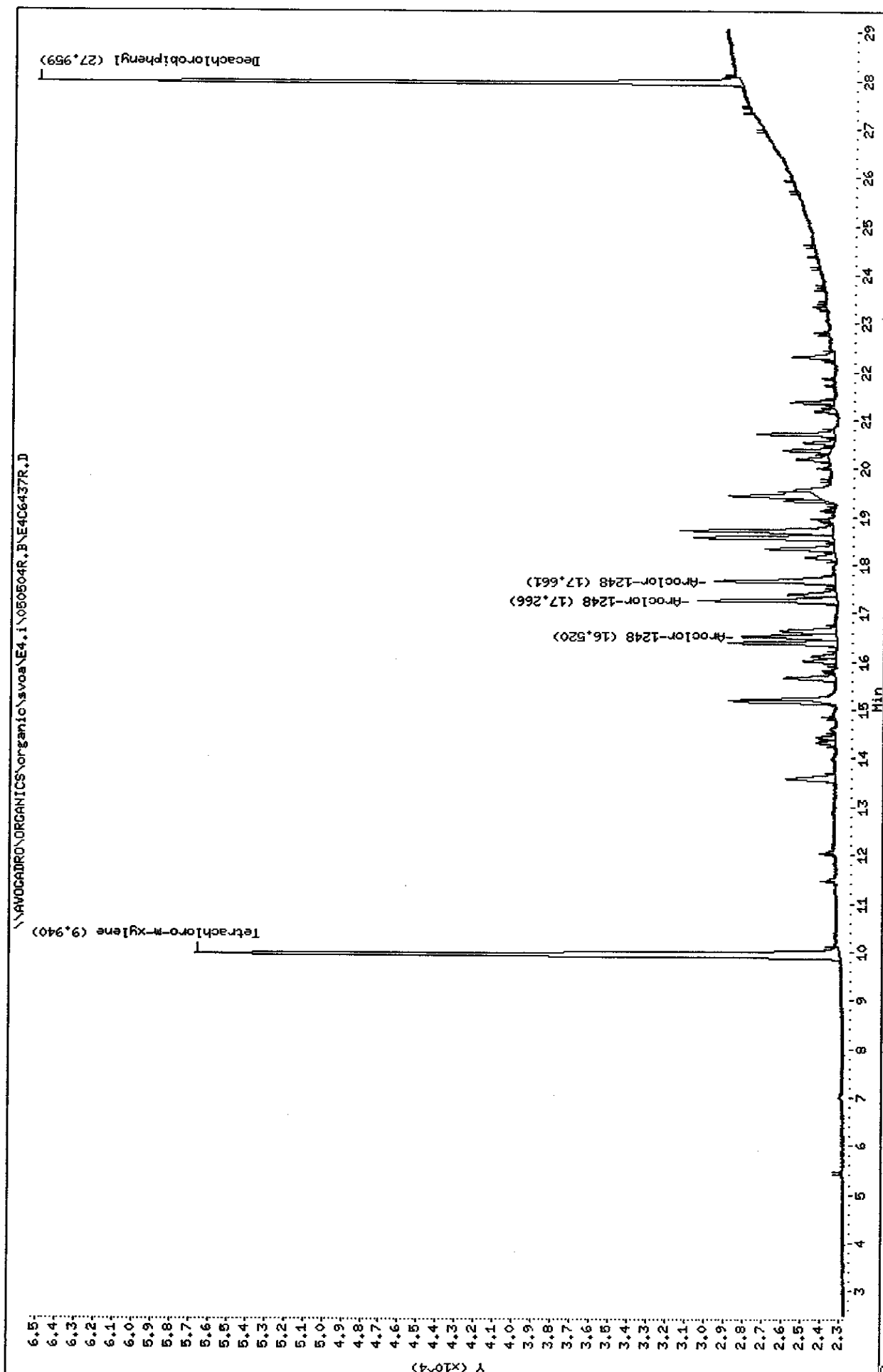


Data File: \\AVOCADRO\ORGANICS\organic\svoa\E4.1\050504R.B\E4C6437R.D  
 Date : 04-MAY-2005 20:01  
 Client ID: AR1248C1  
 Sample Info: AR1248C1,AR1248C1,,ar1248.sub,,  
 Volume Injected (uL): 1.0  
 Column phase: CLPPESTII

Instrument: E4.i

Operator: SRC

Column diameter: 0.53



Data File: E4C6437F.D  
Report Date: 05-May-2005 10:09

Mitkem Corporation

NYASP Pesticide Quantitation Report

Data file : \\AVOGADRO\ORGANICS\organic\svoa\E4.i\050504F.B\E4C6437F.D  
Lab Smp Id: AR1248C1 Client Smp ID: AR1248C1  
Inj Date : 04-MAY-2005 20:01  
Operator : SRC: Inst ID: E4.i  
Smp Info : AR1248C1,AR1248C1,,ar1248.sub,,  
Misc Info :  
Comment :  
Method : \\AVOGADRO\ORGANICS\organic\svoa\E4.i\050504F.B\clp-1262e4f.m  
Meth Date : 05-May-2005 09:52 mtl Quant Type: ESTD  
Cal Date : 04-MAY-2005 22:25 Cal File: E4C6441F.D  
Als bottle: 7 Calibration Sample, Level: 1  
Dil Factor: 1.00000  
Integrator: Falcon Compound Sublist: ar1248.sub  
Subtraction File: \\AVOGADRO\ORGANICS  
Target Version: 4.03 Sample Matrix: WATER  
Processing Host: TARGET9

Concentration Formula:  $\text{Amt} * \text{DF} * \text{Uf} * \text{Vt} / (\text{Vo} * \text{Vi})$

Name	Value	Description
DF	1.000	Dilution Factor
Uf	1.000	Correction factor
Vt	10000.000	Volume of final extract (uL)
Vo	1000.000	Volume of sample extracted (mL)
Vi	1.000	Volume injected (uL)

AMOUNTS						
RT	EXP RT	DLT RT	CAL-AMT RESPONSE ( ng)	ON-COL ( ng)	TARGET RANGE	RATIO
\$ 1					CAS #: 877-09-8	
7.07	7.07	0.000	866970 0.00500	0.019		(a)
-----						
27					CAS #: 12672-29-6	
13.5	13.5	0.000	199531 0.10000	0.10	80.00- 120.00	100.00(a)
14.9	14.9	0.000	142392 0.10000	0.10	51.36- 91.36	71.36
15.5	15.5	0.000	93646 0.10000	0.10	26.93- 66.93	46.93
Average of Peak Amounts =				0.1		
-----						
\$ 2					CAS #: 2051-24-3	
24.5	24.5	0.000	879452 0.01000	0.019		(a)

*sz 05/05/05*

Data File: E4C6437F.D  
Report Date: 05-May-2005 10:09

QC Flag Legend

a - Target compound detected but, quantitated amount  
Below Limit Of Quantitation(BLOQ).



Data File: E4C6437R.D  
Report Date: 05-May-2005 10:09

Mitkem Corporation

NYASP Pesticide Quantitation Report

Data file : \\AVOGADRO\ORGANICS\organic\svoa\E4.i\050504R.B\E4C6437R.D  
Lab Smp Id: AR1248C1 Client Smp ID: AR1248C1  
Inj Date : 04-MAY-2005 20:01  
Operator : SRC: Inst ID: E4.i  
Smp Info : AR1248C1,AR1248C1,,ar1248.sub,,  
Misc Info :  
Comment :  
Method : \\AVOGADRO\ORGANICS\organic\svoa\E4.i\050504R.B\clp1262-e4r.m  
Meth Date : 05-May-2005 10:06 mtl Quant Type: ESTD  
Cal Date : 05-MAY-2005 00:50 Cal File: E4C6445R.D  
Als bottle: 7 Calibration Sample, Level: 1  
Dil Factor: 1.00000  
Integrator: Falcon Compound Sublist: ar1248.sub  
Subtraction File: \\AVOGADRO\ORGANICS  
Target Version: 4.03 Sample Matrix: WATER  
Processing Host: TARGET9

Concentration Formula:  $\text{Amt} * \text{DF} * \text{Uf} * \text{Vt} / (\text{Vo} * \text{Vi})$

Name	Value	Description
DF	1.000	Dilution Factor
Uf	1.000	Correction factor
Vt	10000.000	Volume of final extract (uL)
Vo	1000.000	Volume of sample extracted (mL)
Vi	1.000	Volume injected (uL)

AMOUNTS						
RT	EXP RT	DLT RT	CAL-AMT RESPONSE ( ng)	ON-COL ( ng)	TARGET RANGE	RATIO
==	=====	=====	=====	=====	=====	=====
\$ 1 Tetrachloro-m-xylene CAS #: 877-09-8						
9.94	9.94	0.000	169482 0.00500	0.019		(a)
-----						
27 Aroclor-1248 CAS #: 12672-29-6						
16.5	16.5	0.000	21178 0.10000	0.10	80.00- 120.00	100.00(a)
17.3	17.3	0.000	29366 0.10000	0.10	118.66- 158.66	138.66
17.7	17.7	0.000	30971 0.10000	0.10	126.24- 166.24	146.24
Average of Peak Amounts =				0.1		
-----						
\$ 2 Decachlorobiphenyl CAS #: 2051-24-3						
28.0	28.0	0.000	125532 0.01000	0.019		(a)
-----						

*sz 05/05/05*

Data File: E4C6437R.D  
Report Date: 05-May-2005 10:09

QC Flag Legend

a - Target compound detected but, quantitated amount  
Below Limit Of Quantitation(BLOQ).

Data File: \\AVOCADRON\ORGANICS\organic\svoa\E4.1\050504F.B\E4C6438F.D

Date : 04-MAY-2005 20:37

Client ID: AR1254C1

Sample Info: AR1254C1,AR1254C1,,ar1254.sub,,

Volume Injected (uL): 1.0

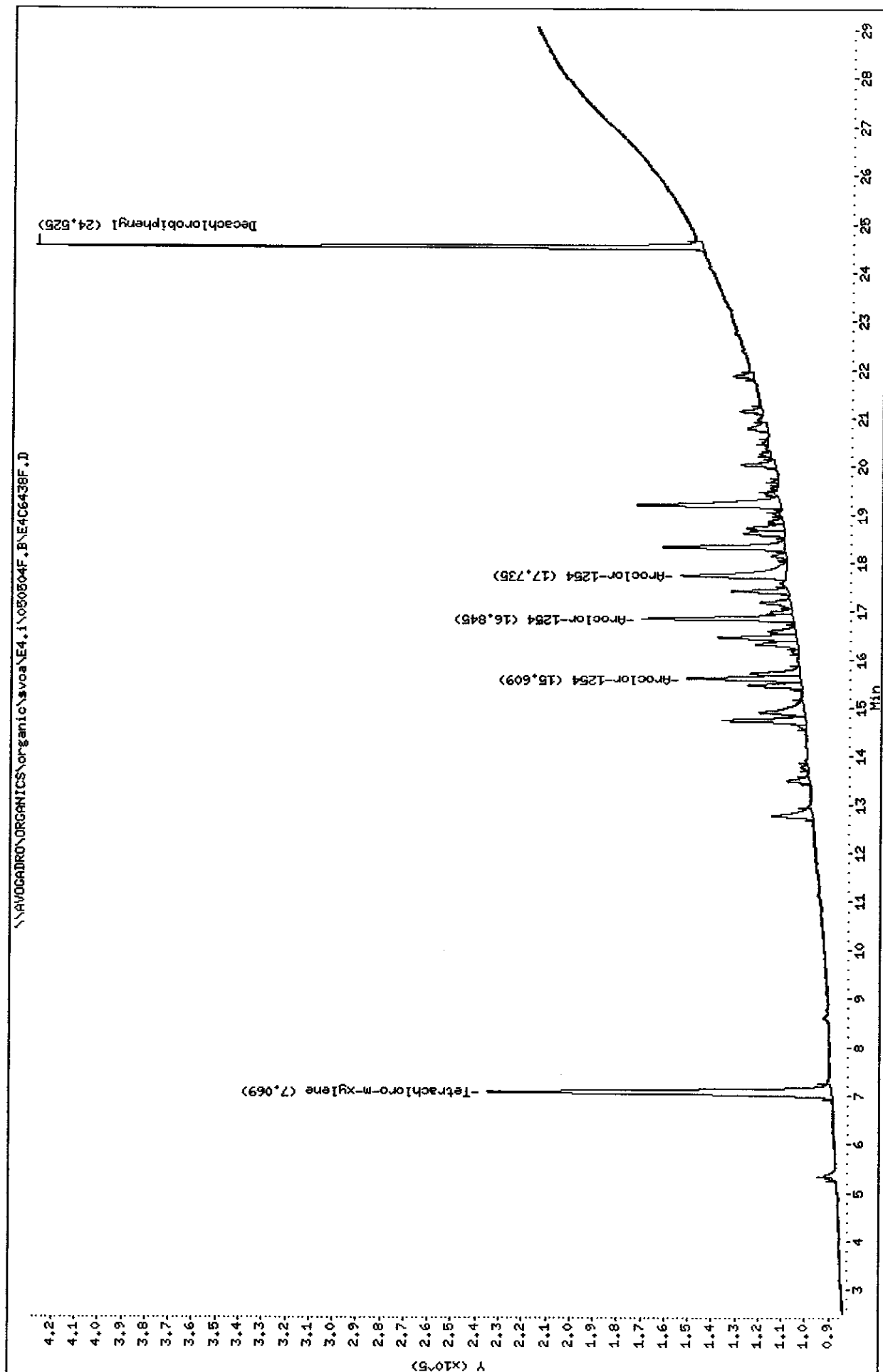
Column phase: CLPPest

Instrument: E4.i

Operator: SRC:

Column diameter: 0.53

\\AVOCADRON\ORGANICS\organic\svoa\E4.1\050504F.B\E4C6438F.D



Data File: \\AVOGADRO\ORGANICS\organic\svoa\E4.i\050504R.B\E4C6438R.D

Date : 04-MAY-2005 20:37

Client ID: AR1254C1

Sample Info: AR1254C1,AR1254C1,,ar1254.sub,,

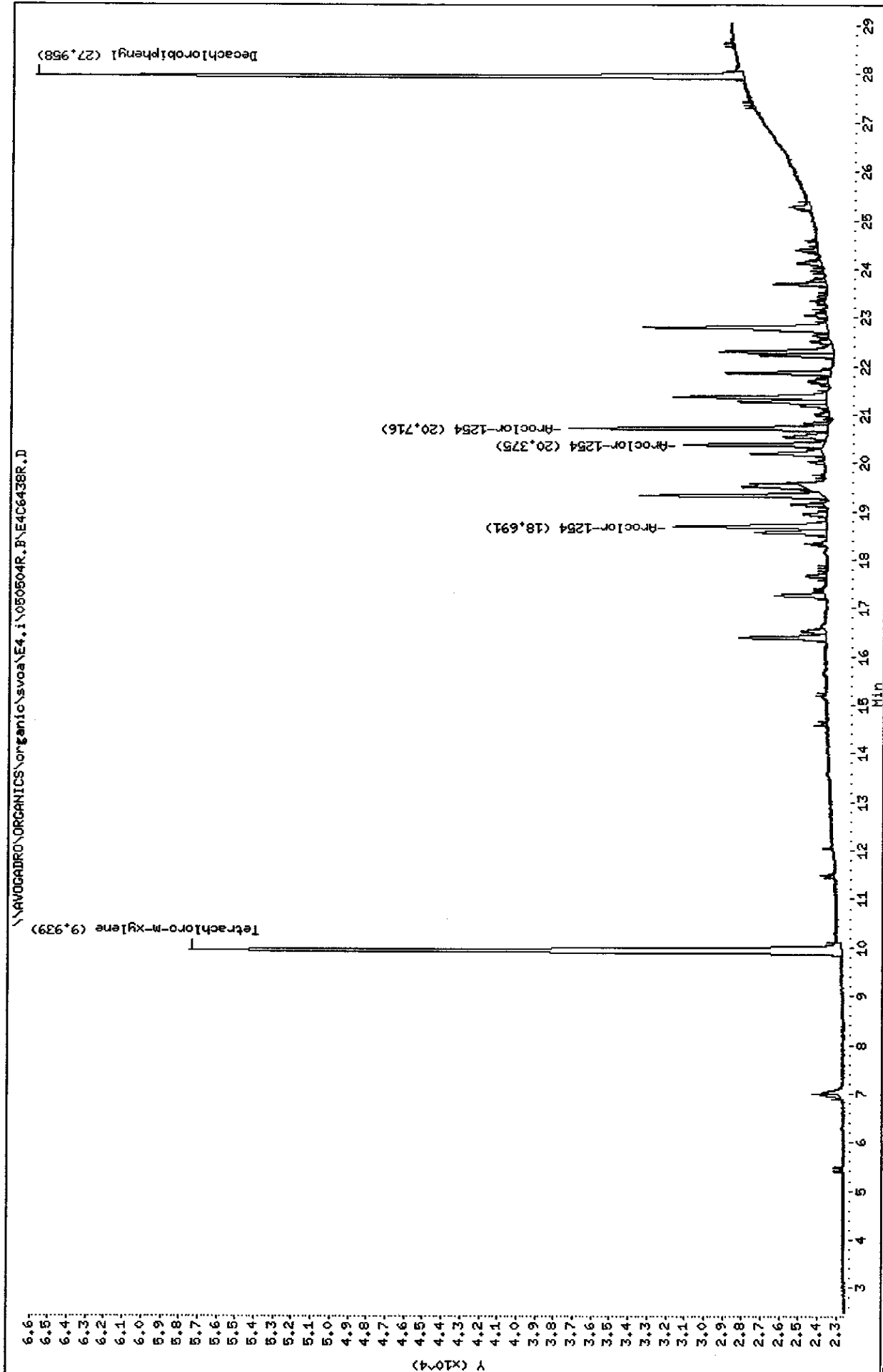
Volume Injected (uL): 1.0

Column phase: CLPPESTII

Instrument: E4.i

Operator: SRC:

Column diameter: 0.53



Data File: E4C6438F.D  
Report Date: 05-May-2005 10:09

Mitkem Corporation

NYASP Pesticide Quantitation Report

Data file : \\AVOGADRO\ORGANICS\organic\svoa\E4.i\050504F.B\E4C6438F.D  
Lab Smp Id: AR1254C1 Client Smp ID: AR1254C1  
Inj Date : 04-MAY-2005 20:37  
Operator : SRC: Inst ID: E4.i  
Smp Info : AR1254C1,AR1254C1,,ar1254.sub,,  
Misc Info :  
Comment :  
Method : \\AVOGADRO\ORGANICS\organic\svoa\E4.i\050504F.B\clp-1262e4f.m  
Meth Date : 05-May-2005 09:52 mt1 Quant Type: ESTD  
Cal Date : 04-MAY-2005 22:25 Cal File: E4C6441F.D  
Als bottle: 8 Calibration Sample, Level: 1  
Dil Factor: 1.00000  
Integrator: Falcon Compound Sublist: ar1254.sub  
Subtraction File: \\AVOGADRO\ORGANICS  
Target Version: 4.03 Sample Matrix: WATER  
Processing Host: TARGET9

Concentration Formula:  $\text{Amt} * \text{DF} * \text{Uf} * \text{Vt} / (\text{Vo} * \text{Vi})$

Name	Value	Description
DF	1.000	Dilution Factor
Uf	1.000	Correction factor
Vt	10000.000	Volume of final extract (uL)
Vo	1000.000	Volume of sample extracted (mL)
Vi	1.000	Volume injected (uL)

AMOUNTS						
RT	EXP RT	DLT RT	CAL-AMT RESPONSE ( ng)	ON-COL ( ng)	TARGET RANGE	RATIO
-----						
\$ 1	Tetrachloro-m-xylene		CAS #: 877-09-8			
7.07	7.07	0.000	892770 0.00500	0.019		(a)
-----						
\$ 2	Decachlorobiphenyl		CAS #: 2051-24-3			
24.5	24.5	0.000	900066 0.01000	0.019		(a)
-----						
28		Aroclor-1254		CAS #: 11097-69-1		
15.6	15.6	0.000	233815 0.10000	0.10	80.00- 120.00	100.00(a)
16.8	16.8	0.000	312104 0.10000	0.10	113.48- 153.48	133.48
17.7	17.7	0.000	296778 0.10000	0.10	106.93- 146.93	126.93
Average of Peak Amounts =				0.1		

*szex/05/05*

Data File: E4C6438F.D  
Report Date: 05-May-2005 10:09

#### QC Flag Legend

a - Target compound detected but, quantitated amount  
Below Limit Of Quantitation(BLOQ).

Data File: E4C6438R.D  
Report Date: 05-May-2005 10:10

Mitkem Corporation

NYASP Pesticide Quantitation Report

Data file : \\AVOGADRO\ORGANICS\organic\svoa\E4.i\050504R.B\E4C6438R.D  
Lab Smp Id: AR1254C1 Client Smp ID: AR1254C1  
Inj Date : 04-MAY-2005 20:37  
Operator : SRC: Inst ID: E4.i  
Smp Info : AR1254C1,AR1254C1,,ar1254.sub,,  
Misc Info :  
Comment :  
Method : \\AVOGADRO\ORGANICS\organic\svoa\E4.i\050504R.B\clp1262-e4r.m  
Meth Date : 05-May-2005 10:06 mtl Quant Type: ESTD  
Cal Date : 05-MAY-2005 00:50 Cal File: E4C6445R.D  
Als bottle: 8 Calibration Sample, Level: 1  
Dil Factor: 1.00000  
Integrator: Falcon Compound Sublist: ar1254.sub  
Subtraction File: \\AVOGADRO\ORGANICS  
Target Version: 4.03 Sample Matrix: WATER  
Processing Host: TARGET9

Concentration Formula:  $\text{Amt} * \text{DF} * \text{Uf} * \text{Vt} / (\text{Vo} * \text{Vi})$

Name	Value	Description
DF	1.000	Dilution Factor
Uf	1.000	Correction factor
Vt	10000.000	Volume of final extract (uL)
Vo	1000.000	Volume of sample extracted (mL)
Vi	1.000	Volume injected (uL)

AMOUNTS						
RT	EXP RT	DLT RT	CAL-AMT RESPONSE ( ng)	ON-COL ( ng)	TARGET RANGE	RATIO
\$ 1					CAS #: 877-09-8	
9.94	9.94	0.000	175580 0.00500	0.020		(a)
\$ 2					CAS #: 2051-24-3	
28.0	28.0	0.000	129039 0.01000	0.019		(a)
28					CAS #: 11097-69-1	
18.7	18.7	0.000	34057 0.10000	0.10	80.00- 120.00	100.00(a)
20.4	20.4	0.000	26261 0.10000	0.10	57.11- 97.11	77.11
20.7	20.7	0.000	47798 0.10000	0.10	120.35- 160.35	140.35
Average of Peak Amounts =				0.1		

5/20/05

Data File: E4C6438R.D  
Report Date: 05-May-2005 10:10

QC Flag Legend

a - Target compound detected but, quantitated amount  
Below Limit Of Quantitation(BLOQ).



Data File: \\AVOCADRO\ORGANICS\organic\svoa\E4.i\050504F.B\E4C6439F.D

Date : 04-MAY-2005 21:13

Client ID: TOXAPHCI

Sample Info: TOXAPHCI,TOXAPHCI,,toxaph.sub,,

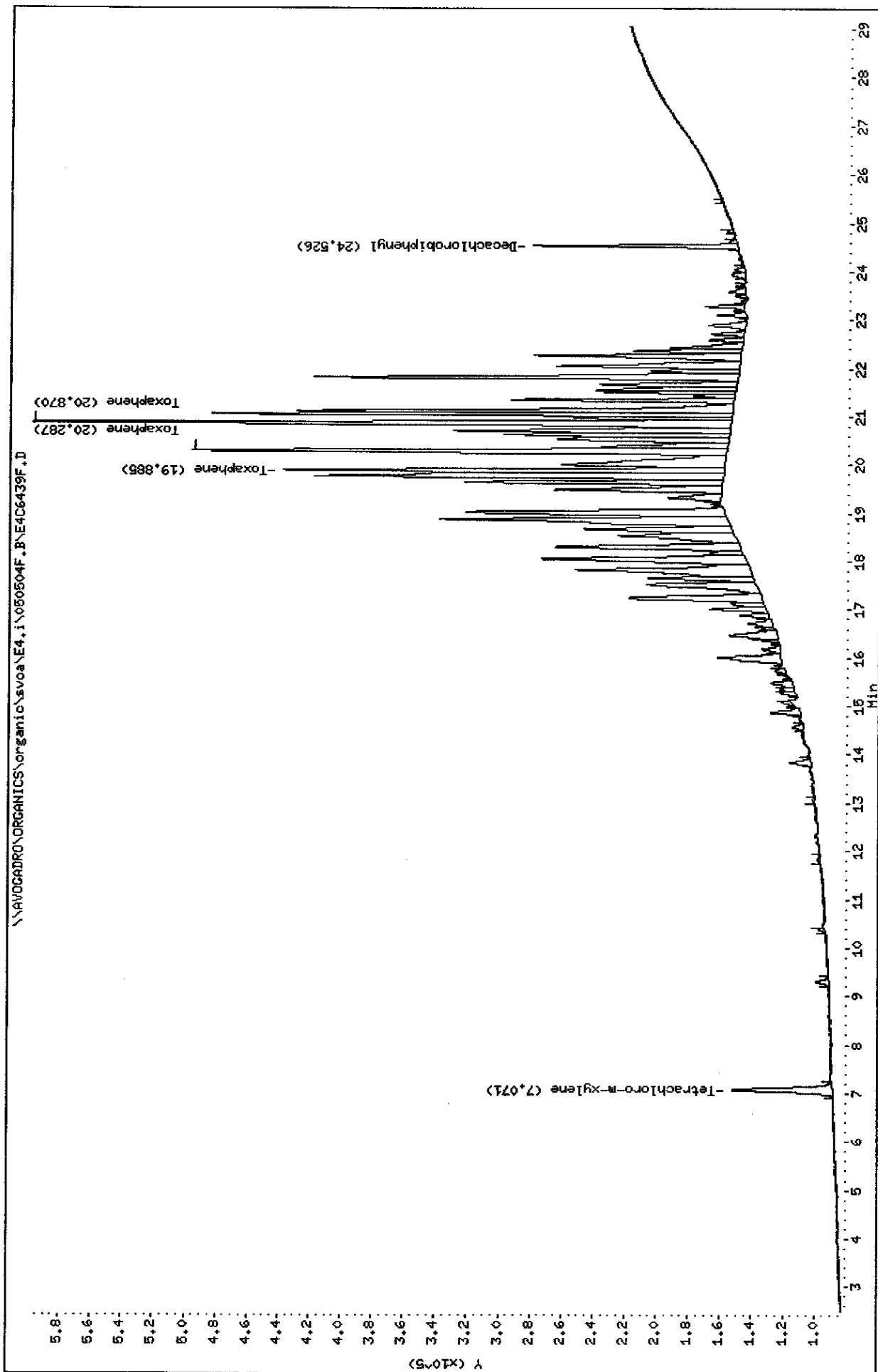
Volume Injected (uL): 1.0

Column phase: CLPest

Instrument: E4.i

Operator: SRC:

Column diameter: 0.53



Data File: \\AVOCADRO\ORGANICS\organic\svoa\E4.i\050504R.BNE4C6439R.D

Date : 04-MAY-2005 21:13

Client ID: TOXAPHEN

Sample Info: TOXAPHEN1, TOXAPHEN1, toxaph.sub.,

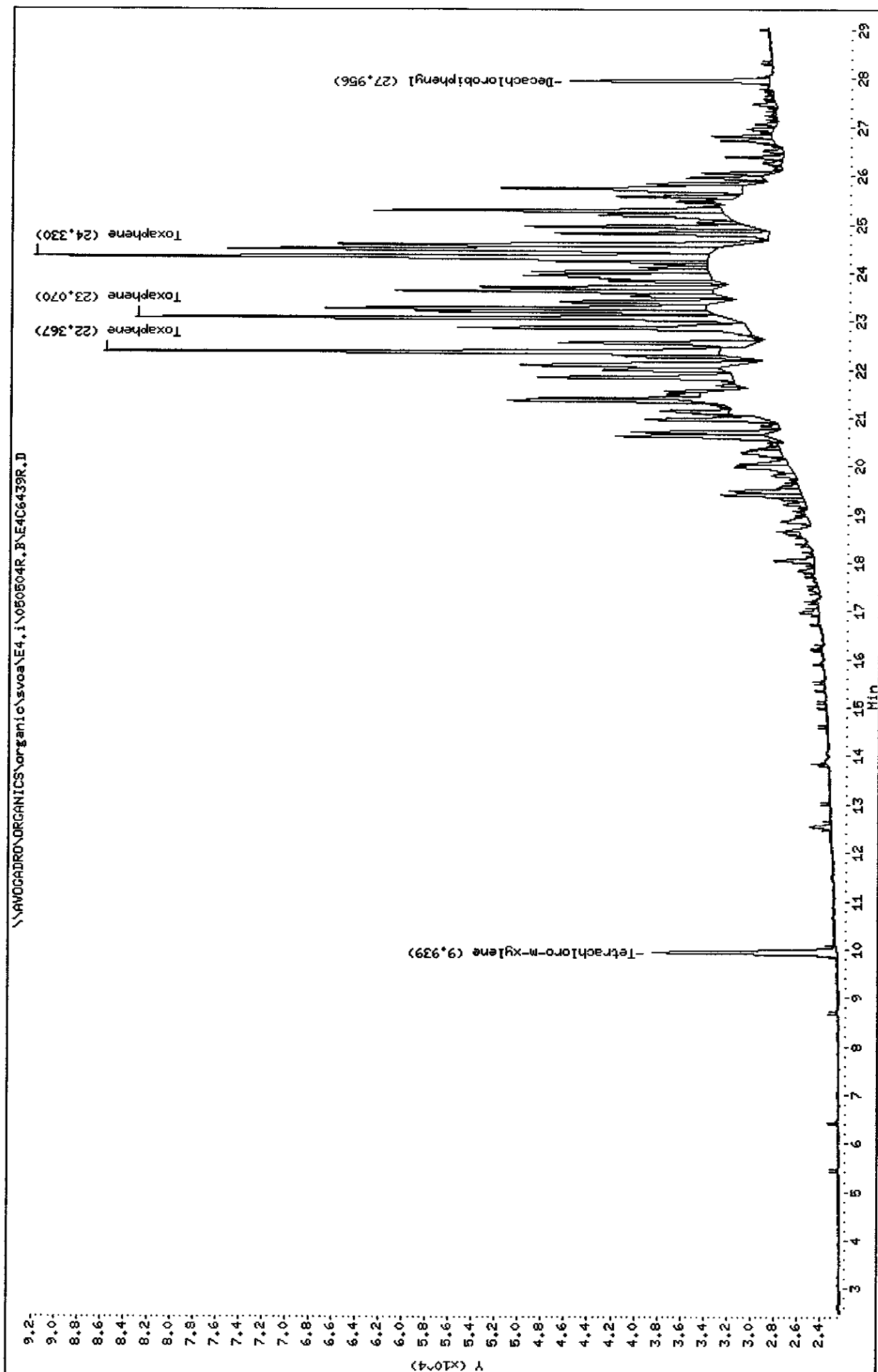
Volume Injected (uL): 1.0

Column phase: CLPPESTII

Instrument: E4.i

Operator: SRC

Column diameter: 0.53



Data File: E4C6439F.D  
Report Date: 05-May-2005 10:09

Mitkem Corporation

NYASP Pesticide Quantitation Report

Data file : \\AVOGADRO\ORGANICS\organic\svoa\E4.i\050504F.B\E4C6439F.D  
Lab Smp Id: TOXAPHC1 Client Smp ID: TOXAPHC1  
Inj Date : 04-MAY-2005 21:13  
Operator : SRC: Inst ID: E4.i  
Smp Info : TOXAPHC1,TOXAPHC1,,toxaph.sub,,  
Misc Info :  
Comment :  
Method : \\AVOGADRO\ORGANICS\organic\svoa\E4.i\050504F.B\clp-1262e4f.m  
Meth Date : 05-May-2005 09:52 mtl Quant Type: ESTD  
Cal Date : 04-MAY-2005 22:25 Cal File: E4C6441F.D  
Als bottle: 9 Calibration Sample, Level: 1  
Dil Factor: 1.00000  
Integrator: Falcon Compound Sublist: toxaph.sub  
Subtraction File: \\AVOGADRO\ORGANICS  
Target Version: 4.03 Sample Matrix: WATER  
Processing Host: TARGET9

Concentration Formula:  $\text{Amt} * \text{DF} * \text{Uf} * \text{Vt} / (\text{Vo} * \text{Vi})$

Name	Value	Description
DF	1.000	Dilution Factor
Uf	1.000	Correction factor
Vt	10000.000	Volume of final extract (uL)
Vo	1000.000	Volume of sample extracted (mL)
Vi	1.000	Volume injected (uL)

AMOUNTS						
RT	EXP RT	DLT RT	CAL-AMT RESPONSE ( ng)	ON-COL ( ng)	TARGET RANGE	RATIO
-----						
\$ 1	Tetrachloro-m-xylene		CAS #: 877-09-8			
7.07	7.07	0.000	399762 0.00500	0.0086		(a)
-----						
\$ 2	Decachlorobiphenyl		CAS #: 2051-24-3			
24.5	24.5	0.000	419703 0.01000	0.0091		(a)
-----						
30	Toxaphene		CAS #: 8001-35-2			
19.9	19.9	0.000	1194761 0.50000	0.50	80.00- 120.00	100.00(a)
20.3	20.3	0.000	1609027 0.50000	0.50	114.67- 154.67	134.67
20.9	20.9	0.000	1965670 0.50000	0.50	144.52- 184.52	164.52
Average of Peak Amounts =			0.5			

*5205700705*

Data File: E4C6439F.D  
Report Date: 05-May-2005 10:09

QC Flag Legend

a - Target compound detected but, quantitated amount  
Below Limit Of Quantitation(BLOQ).

Data File: E4C6439R.D  
Report Date: 05-May-2005 10:10

Mitkem Corporation

NYASP Pesticide Quantitation Report

Data file : \\AVOGADRO\ORGANICS\organic\svoa\E4.i\050504R.B\E4C6439R.D  
Lab Smp Id: TOXAPHC1 Client Smp ID: TOXAPHC1  
Inj Date : 04-MAY-2005 21:13  
Operator : SRC: Inst ID: E4.i  
Smp Info : TOXAPHC1,TOXAPHC1,,toxaph.sub,,  
Misc Info :  
Comment :  
Method : \\AVOGADRO\ORGANICS\organic\svoa\E4.i\050504R.B\clp1262-e4r.m  
Meth Date : 05-May-2005 10:06 mtl Quant Type: ESTD  
Cal Date : 05-MAY-2005 00:50 Cal File: E4C6445R.D  
Als bottle: 9 Calibration Sample, Level: 1  
Dil Factor: 1.00000  
Integrator: Falcon Compound Sublist: toxaph.sub  
Subtraction File: \\AVOGADRO\ORGANICS  
Target Version: 4.03 Sample Matrix: WATER  
Processing Host: TARGET9

Concentration Formula:  $\text{Amt} * \text{DF} * \text{Uf} * \text{Vt} / (\text{Vo} * \text{Vi})$

Name	Value	Description
DF	1.000	Dilution Factor
Uf	1.000	Correction factor
Vt	10000.000	Volume of final extract (uL)
Vo	1000.000	Volume of sample extracted (mL)
Vi	1.000	Volume injected (uL)

AMOUNTS						
			CAL-AMT	ON-COL		
RT	EXP RT	DLT RT	RESPONSE ( ng)	( ng)	TARGET RANGE	RATIO
==	=====		=====	=====	=====	=====
\$ 1	Tetrachloro-m-xylene		CAS #: 877-09-8			
9.94	9.94	0.000	80326 0.00500	0.0089		(a)
\$ 2	Decachlorobiphenyl		CAS #: 2051-24-3			
28.0	28.0	0.000	57688 0.01000	0.0086		(a)
30	Toxaphene		CAS #: 8001-35-2			
22.4	22.4	0.000	208215 0.50000	0.50	80.00- 120.00	100.00 (a)
23.1	23.1	0.000	181224 0.50000	0.50	67.04- 107.04	87.04
24.3	24.3	0.000	242505 0.50000	0.50	96.47- 136.47	116.47
Average of Peak Amounts =			0.5			

*sz 05/05/05*

Data File: E4C6439R.D  
Report Date: 05-May-2005 10:10

QC Flag Legend

a - Target compound detected but, quantitated amount  
Below Limit Of Quantitation(BLOQ).

Data File: \\AVOCADRO\ORGANICS\organic\svoa\E4.i\050524F.B\E4C6526F.D

Date : 26-MAY-2005 11:52

Client ID: INDAMCH

Sample Info: INDAMCH,INDAMCH,,inda.sub,,

Volume Injected (uL): 1.0


Column phase: CLPPest

Instrument: E4.i

Operator: SRC:

Column diameter: 0.53

\\AVOCADRO\ORGANICS\organic\svoa\E4.i\050524F.B\E4C6526F.D



Data File: E4C6526R.D  
Report Date: 27-May-2005 14:22

Mitkem Corporation

NYASP Pesticide Quantitation Report

Data file : \\AVOGADRO\ORGANICS\organic\svoa\E4.i\050524R.B\E4C6526R.D  
Lab Smp Id: INDAMCH Client Smp ID: INDAMCH  
Inj Date : 26-MAY-2005 11:52  
Operator : SRC: Inst ID: E4.i  
Smp Info : INDAMCH,INDAMCH,,inda.sub,,  
Misc Info :  
Comment :  
Method : \\AVOGADRO\ORGANICS\organic\svoa\E4.i\050524R.B\clp1262-e4r.m  
Meth Date : 27-May-2005 10:42 mtl Quant Type: ESTD  
Cal Date : 05-MAY-2005 00:50 Cal File: E4C6445R.D  
Als bottle: 12 Continuing Calibration Sample  
Dil Factor: 1.00000  
Integrator: Falcon Compound Sublist: inda.sub  
Subtraction File: \\AVOGADRO\ORGANICS  
Target Version: 4.03 Sample Matrix: WATER  
Processing Host: TARGET4

Concentration Formula:  $\text{Amt} * \text{DF} * \text{Uf} * \text{Vt} / (\text{Vo} * \text{Vi})$

Name	Value	Description
DF	1.000	Dilution Factor
Uf	1.000	Correction factor
Vt	10000.000	Volume of final extract (uL)
Vo	1000.000	Volume of sample extracted (mL)
Vi	1.000	Volume injected (uL)

AMOUNTS						
			CAL-AMT	ON-COL		
RT	EXP RT	DLT RT	RESPONSE ( ng)	( ng)	TARGET RANGE	RATIO
==	=====		=====	=====	=====	=====
\$ 1 Tetrachloro-m-xylene			CAS #: 877-09-8			
9.94	9.94	0.000	183374 0.02000	0.020		(a)
3 alpha-BHC			CAS #: 319-84-6			
12.5	12.5	0.000	258740 0.02000	0.021		(a)
4 gamma-BHC (Lindane)			CAS #: 58-89-9			
13.9	13.9	0.000	236001 0.02000	0.020		(a)
5 Heptachlor			CAS #: 76-44-8			
15.5	15.5	0.000	256654 0.02000	0.020		(a)

5/27/05



Data File: E4C6526R.D  
 Report Date: 27-May-2005 14:22

AMOUNTS						
RT	EXP RT	DLT RT	CAL-AMT RESPONSE ( ng)	ON-COL ( ng)	TARGET RANGE	RATIO
==	=====	=====	=====	=====	=====	=====
10 Endosulfan I			CAS #: 959-98-8			
19.8	19.8	0.000	219402 0.02000	0.022		(a)
-----						
14 Dieldrin			CAS #: 60-57-1			
20.7	20.7	0.000	455991 0.04000	0.044		(a)
-----						
15 Endrin			CAS #: 72-20-8			
21.5	21.5	0.000	337054 0.04000	0.043		(a)
-----						
16 4,4'-DDD			CAS #: 72-54-8			
22.0	22.0	0.000	273293 0.04000	0.043		(a)
-----						
18 4,4'-DDT			CAS #: 50-29-3			
22.8	22.8	0.000	294270 0.04000	0.042		(a)
-----						
21 Methoxychlor			CAS #: 72-43-5			
24.6	24.6	0.000	690471 0.20000	0.20		(a)
-----						
5 2 Decachlorobiphenyl			CAS #: 2051-24-3			
28.0	28.0	0.000	275464 0.04000	0.041		(a)
-----						

#### QC Flag Legend

a - Target compound detected but, quantitated amount  
 Below Limit Of Quantitation (BLOQ).

Data File: E4C6526F.D  
Report Date: 27-May-2005 14:21

Mitkem Corporation

NYASP Pesticide Quantitation Report

Data file : \\AVOGADRO\ORGANICS\organic\svoa\E4.i\050524F.B\E4C6526F.D  
Lab Smp Id: INDAMCH Client Smp ID: INDAMCH  
Inj Date : 26-MAY-2005 11:52  
Operator : SRC: Inst ID: E4.i  
Smp Info : INDAMCH,INDAMCH,,inda.sub,,  
Misc Info :  
Comment :  
Method : \\AVOGADRO\ORGANICS\organic\svoa\E4.i\050524F.B\clp-1262e4f.m  
Meth Date : 27-May-2005 10:50 mtl Quant Type: ESTD  
Cal Date : 05-MAY-2005 00:50 Cal File: E4C6445F.D  
Als bottle: 12 Continuing Calibration Sample  
Dil Factor: 1.00000  
Integrator: Falcon Compound Sublist: inda.sub  
Subtraction File: \\AVOGADRO\ORGANICS  
Target Version: 4.03 Sample Matrix: WATER  
Processing Host: TARGET4

Concentration Formula:  $\text{Amt} * \text{DF} * \text{Uf} * \text{Vt} / (\text{Vo} * \text{Vi})$

Name	Value	Description
DF	1.000	Dilution Factor
Uf	1.000	Correction factor
Vt	10000.000	Volume of final extract (uL)
Vo	1000.000	Volume of sample extracted (mL)
Vi	1.000	Volume injected (uL)

AMOUNTS						
RT	EXP RT	DLT RT	CAL-AMT RESPONSE ( ng)	ON-COL ( ng)	TARGET RANGE	RATIO
\$ 1					CAS #: 877-09-8	
7.06	7.07	-0.010	946209 0.02000	0.020		(a)
-----						
3					CAS #: 319-84-6	
9.30	9.30	0.000	1557291 0.02000	0.021		(a)
-----						
4					CAS #: 58-89-9	
10.5	10.5	0.000	1422895 0.02000	0.020		(a)
-----						
5					CAS #: 76-44-8	
12.1	12.1	0.000	1367708 0.02000	0.020		(a)

5/27/05

Data File: E4C6526F.D  
 Report Date: 27-May-2005 14:21

AMOUNTS						
RT	EXP RT	DLT RT	CAL-AMT	ON-COL	TARGET RANGE	RATIO
==	=====	=====	RESPONSE ( ng)	( ng)	=====	=====
10 Endosulfan I			CAS #: 959-98-8			
16.4	16.4	0.000	1285475 0.02000	0.022		(a)
-----						
14 Dieldrin			CAS #: 60-57-1			
17.2	17.2	0.000	2761260 0.04000	0.042		(a)
-----						
15 Endrin			CAS #: 72-20-8			
17.9	17.9	0.000	2242440 0.04000	0.041		(a)
-----						
16 4,4'-DDD			CAS #: 72-54-8			
18.5	18.5	0.000	2007791 0.04000	0.041		(a)
-----						
18 4,4'-DDT			CAS #: 50-29-3			
19.3	19.3	0.000	1847503 0.04000	0.039		(a)
-----						
21 Methoxychlor			CAS #: 72-43-5			
20.9	20.9	0.000	4150958 0.20000	0.19		(a)
-----						
\$ 2 Decachlorobiphenyl			CAS #: 2051-24-3			
24.5	24.5	0.000	1916405 0.04000	0.041		(a)
-----						

#### QC Flag Legend

a - Target compound detected but, quantitated amount  
 Below Limit Of Quantitation(BLOQ).

Data File: \\AVOCADRO\ORGANICS\organic\svoa\E4.i\050524R.B\E4C6528R.D

Date : 26-MAY-2005 13:48

Client ID: INDBMCH

Sample Info: INDBMCH,INDBMCH,,indb.sub,,

Volume Injected (uL): 1.0

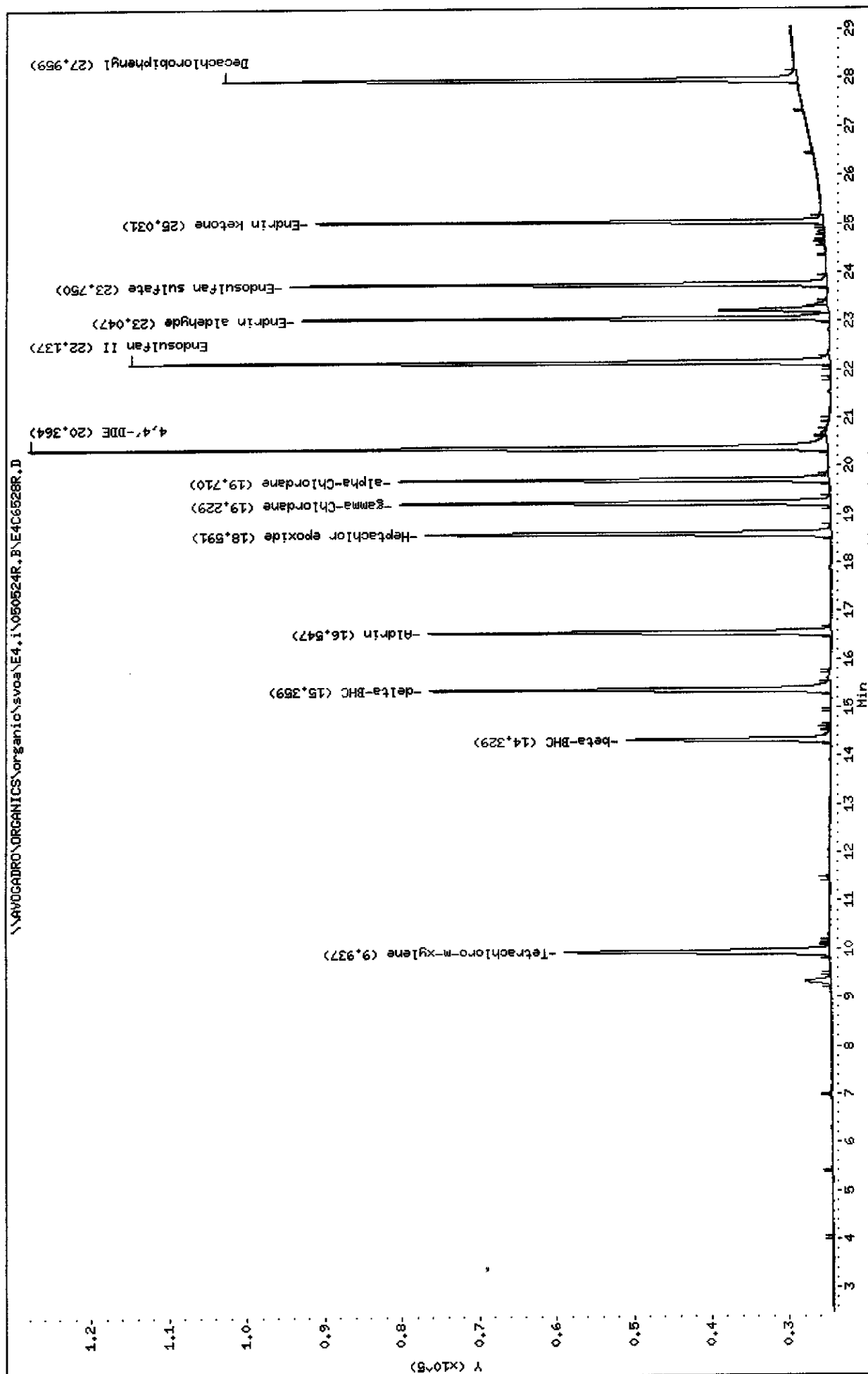
Column phase: CLPPESTII

Instrument: E4.i

Operator: SRC

Column diameter: 0.53

\\AVOCADRO\ORGANICS\organic\svoa\E4.i\050524R.B\E4C6528R.D



Data File: \\AVOCADRO\ORGANICS\organic\svoa\E4.i\050524F.BAE4C6528F.D

Date: 26-MAY-2005 13:48

Client ID: INDBMCH

Sample Info: INDBMCH, INDBMCH,, indb.sub,,


Volume Injected (ul): 1.0

Column phase: CLPPast

Instrument: E4.i

Operator: SRC:

Column diameter: 0.53



Data File: E4C6528R.D  
Report Date: 27-May-2005 14:22

Mitkem Corporation

NYASP Pesticide Quantitation Report

Data file : \\AVOGADRO\ORGANICS\organic\svoa\E4.i\050524R.B\E4C6528R.D  
Lab Smp Id: INDBMCH Client Smp ID: INDBMCH  
Inj Date : 26-MAY-2005 13:48  
Operator : SRC: Inst ID: E4.i  
Smp Info : INDBMCH, INDBMCH,, indb.sub,,  
Misc Info : 2,,,1  
Comment :  
Method : \\AVOGADRO\ORGANICS\organic\svoa\E4.i\050524R.B\clp1262-e4r.m  
Meth Date : 27-May-2005 10:42 mtl Quant Type: ESTD  
Cal Date : 05-MAY-2005 00:50 Cal File: E4C6445R.D  
Als bottle: 14 Continuing Calibration Sample  
Dil Factor: 1.00000  
Integrator: Falcon Compound Sublist: indb.sub  
Subtraction File: \\AVOGADRO\ORGANICS  
Target Version: 4.03 Sample Matrix: WATER  
Processing Host: TARGET4

Concentration Formula:  $\text{Amt} * \text{DF} * \text{Uf} * \text{Vt} / (\text{Vo} * \text{Vi})$

Name	Value	Description
DF	1.000	Dilution Factor
Uf	1.000	Correction factor
Vt	10000.000	Volume of final extract (uL)
Vo	1000.000	Volume of sample extracted (mL)
Vi	1.000	Volume injected (uL)

AMOUNTS						
			CAL-AMT	ON-COL		
RT	EXP RT	DLT RT	RESPONSE ( ng)	( ng)	TARGET RANGE	RATIO
==	=====	=====	=====	=====	=====	=====
\$ 1 Tetrachloro-m-xylene			CAS #: 877-09-8			
9.94	9.94	0.000	170240 0.02000	0.019		(a)
6 Aldrin			CAS #: 309-00-2			
16.5	16.5	0.000	206969 0.02000	0.021		(a)
7 beta-BHC			CAS #: 319-85-7			
14.3	14.3	0.000	106635 0.02000	0.020		(a)
8 delta-BHC			CAS #: 319-86-8			
15.4	15.4	0.000	201474 0.02000	0.020		(a)

5/27/05

Data File: E4C6528R.D  
Report Date: 27-May-2005 14:22

AMOUNTS						
RT	EXP RT	DLT RT	CAL-AMT RESPONSE ( ng)	ON-COL ( ng)	TARGET RANGE	RATIO
==	=====	=====	=====	=====	=====	=====
9 Heptachlor epoxide CAS #: 1024-57-3						
18.6	18.6	0.000	209125 0.02000	0.021		(a)
-----						
11 gamma-Chlordane CAS #: 5103-74-2						
19.2	19.2	0.000	213361 0.02000	0.021		(a)
-----						
12 alpha-Chlordane CAS #: 5103-71-9						
19.7	19.7	0.000	204677 0.02000	0.021		(a)
-----						
13 4,4'-DDE CAS #: 72-55-9						
20.4	20.4	0.000	376644 0.04000	0.043		(a)
-----						
17 Endosulfan II CAS #: 33213-65-9						
22.1	22.1	0.000	305326 0.04000	0.042		(a)
-----						
19 Endrin aldehyde CAS #: 7421-93-4						
23.0	23.0	0.000	221683 0.04000	0.041		(a)
-----						
20 Endosulfan sulfate CAS #: 1031-07-8						
23.8	23.7	0.100	219459 0.04000	0.050		(a)
-----						
22 Endrin ketone CAS #: 53494-70-5						
25.0	25.0	0.000	198457 0.04000	0.048		(a)
-----						
\$ 2 Decachlorobiphenyl CAS #: 2051-24-3						
28.0	28.0	0.000	254538 0.04000	0.038		(a)
-----						

#### QC Flag Legend

a - Target compound detected but, quantitated amount  
Below Limit Of Quantitation(BLOQ).

Data File: E4C6528F.D  
Report Date: 27-May-2005 14:21

Mitkem Corporation

NYASP Pesticide Quantitation Report

Data file : \\AVOGADRO\ORGANICS\organic\svoa\E4.i\050524F.B\E4C6528F.D  
Lab Smp Id: INDBMCH Client Smp ID: INDBMCH  
Inj Date : 26-MAY-2005 13:48  
Operator : SRC: Inst ID: E4.i  
Smp Info : INDBMCH, INDBMCH,, indb.sub,,  
Misc Info : 2,,,1  
Comment :  
Method : \\AVOGADRO\ORGANICS\organic\svoa\E4.i\050524F.B\clp-1262e4f.m  
Meth Date : 27-May-2005 10:50 mtl Quant Type: ESTD  
Cal Date : 05-MAY-2005 00:50 Cal File: E4C6445F.D  
Als bottle: 14 Continuing Calibration Sample  
Dil Factor: 1.00000  
Integrator: Falcon Compound Sublist: indb.sub  
Subtraction File: \\AVOGADRO\ORGANICS  
Target Version: 4.03 Sample Matrix: WATER  
Processing Host: TARGET4

Concentration Formula:  $\text{Amt} * \text{DF} * \text{Uf} * \text{Vt} / (\text{Vo} * \text{Vi})$

Name	Value	Description
DF	1.000	Dilution Factor
Uf	1.000	Correction factor
Vt	10000.000	Volume of final extract (uL)
Vo	1000.000	Volume of sample extracted (mL)
Vi	1.000	Volume injected (uL)

AMOUNTS						
			CAL-AMT	ON-COL		
RT	EXP RT	DLT RT	RESPONSE ( ng)	( ng)	TARGET RANGE	RATIO
--	-----	-----	-----	-----	-----	-----
\$ 1 Tetrachloro-m-xylene			CAS #: 877-09-8			
7.08	7.07	0.010	900299	0.02000	0.019	(a)
-----						
6 Aldrin			CAS #: 309-00-2			
13.1	13.1	0.000	1316043	0.02000	0.021	(a)
-----						
7 beta-BHC			CAS #: 319-85-7			
11.0	10.9	0.100	557060	0.02000	0.022	(a)
-----						
8 delta-BHC			CAS #: 319-86-8			
11.5	11.5	0.000	1156014	0.02000	0.020	(a)
-----						

7/2/05



Data File: E4C6528F.D  
 Report Date: 27-May-2005 14:21

AMOUNTS						
RT	EXP RT	DLT RT	RESPONSE (	CAL-AMT ( ng)	ON-COL ( ng)	TARGET RANGE
==	=====	=====	=====	=====	=====	=====
9 Heptachlor epoxide			CAS #: 1024-57-3			
15.2	15.2	0.000	1255060	0.02000	0.021	(a)
-----						
11 gamma-Chlordane			CAS #: 5103-74-2			
15.6	15.6	0.000	1317152	0.02000	0.021	(a)
-----						
12 alpha-Chlordane			CAS #: 5103-71-9			
16.1	16.1	0.000	1209191	0.02000	0.021	(a)
-----						
13 4,4'-DDE			CAS #: 72-55-9			
16.6	16.6	0.000	2380104	0.04000	0.041	(a)
-----						
17 Endosulfan II			CAS #: 33213-65-9			
18.7	18.7	0.000	2128229	0.04000	0.041	(a)
-----						
19 Endrin aldehyde			CAS #: 7421-93-4			
20.0	20.0	0.000	1537420	0.04000	0.040	(a)
-----						
20 Endosulfan sulfate			CAS #: 1031-07-8			
21.2	21.2	0.000	1602536	0.04000	0.044	(a)
-----						
22 Endrin ketone			CAS #: 53494-70-5			
21.9	21.9	0.000	1503299	0.04000	0.042	(a)
-----						
\$ 2 Decachlorobiphenyl			CAS #: 2051-24-3			
24.5	24.5	0.000	1752213	0.04000	0.038	(a)
-----						

#### QC Flag Legend

a - Target compound detected but, quantitated amount  
 Below Limit Of Quantitation(BLOQ).

1E  
PESTICIDE ORGANICS ANALYSIS DATA SHEET

EPA SAMPLE NO.

PBLK4E

Lab Name: MITKEM CORPORATION Contract: \_\_\_\_\_

Lab Code: MITKEM Case No.: \_\_\_\_\_ SAS No.: \_\_\_\_\_ SDG No.: D0523

Matrix: (soil/water) SOIL Lab Sample ID: MB-18108

Sample wt/vol: 30.0 (g/mL) G Lab File ID: E4C6522F

% Moisture: 0 Decanted: (Y/N) N Date Received: \_\_\_\_\_

Extraction: (Type) SONC Date Extracted: 05/13/05

Concentrated Extract Volume: 5000 (uL) Date Analyzed: 05/26/05

Injection Volume: 1.0 (uL) Dilution Factor: 1.0

GPC Cleanup: (Y/N) Y pH: \_\_\_\_\_ Sulfur Cleanup: (Y/N) Y

CONCENTRATION UNITS:  
(ug/L or ug/Kg) UG/KG Q

CAS NO.	COMPOUND		
319-84-6	alpha-BHC	1.7	U
319-85-7	beta-BHC	1.7	U
319-86-8	delta-BHC	1.7	U
58-89-9	gamma-BHC (Lindane)	1.7	U
76-44-8	Heptachlor	1.7	U
309-00-2	Aldrin	1.7	U
1024-57-3	Heptachlor epoxide	1.7	U
959-98-8	Endosulfan I	1.7	U
60-57-1	Dieldrin	3.3	U
72-55-9	4,4'-DDE	3.3	U
72-20-8	Endrin	3.3	U
33213-65-9	Endosulfan II	3.3	U
72-54-8	4,4'-DDD	3.3	U
1031-07-8	Endosulfan sulfate	3.3	U
50-29-3	4,4'-DDT	3.3	U
72-43-5	Methoxychlor	17	U
53494-70-5	Endrin ketone	3.3	U
7421-93-4	Endrin aldehyde	3.3	U
5103-71-9	alpha-Chlordane	1.7	U
5103-74-2	gamma-Chlordane	1.7	U
8001-35-2	Toxaphene	170	U
12674-11-2	Aroclor-1016	33	U
11104-28-2	Aroclor-1221	67	U
11141-16-5	Aroclor-1232	33	U
53469-21-9	Aroclor-1242	33	U
12672-29-6	Aroclor-1248	33	U
11097-69-1	Aroclor-1254	33	U
11096-82-5	Aroclor-1260	33	U

Data File: \\AVOCADRO\ORGANICS\organic\svoa\E4.i\050524F.B\E4C6522F.D

Date : 26-MAY-2005 09:27

Client ID: PBLK4E

Sample Info: HB-18108,PBLK4E,18108,clip.sub,,

Volume Injected (uL): 1.0

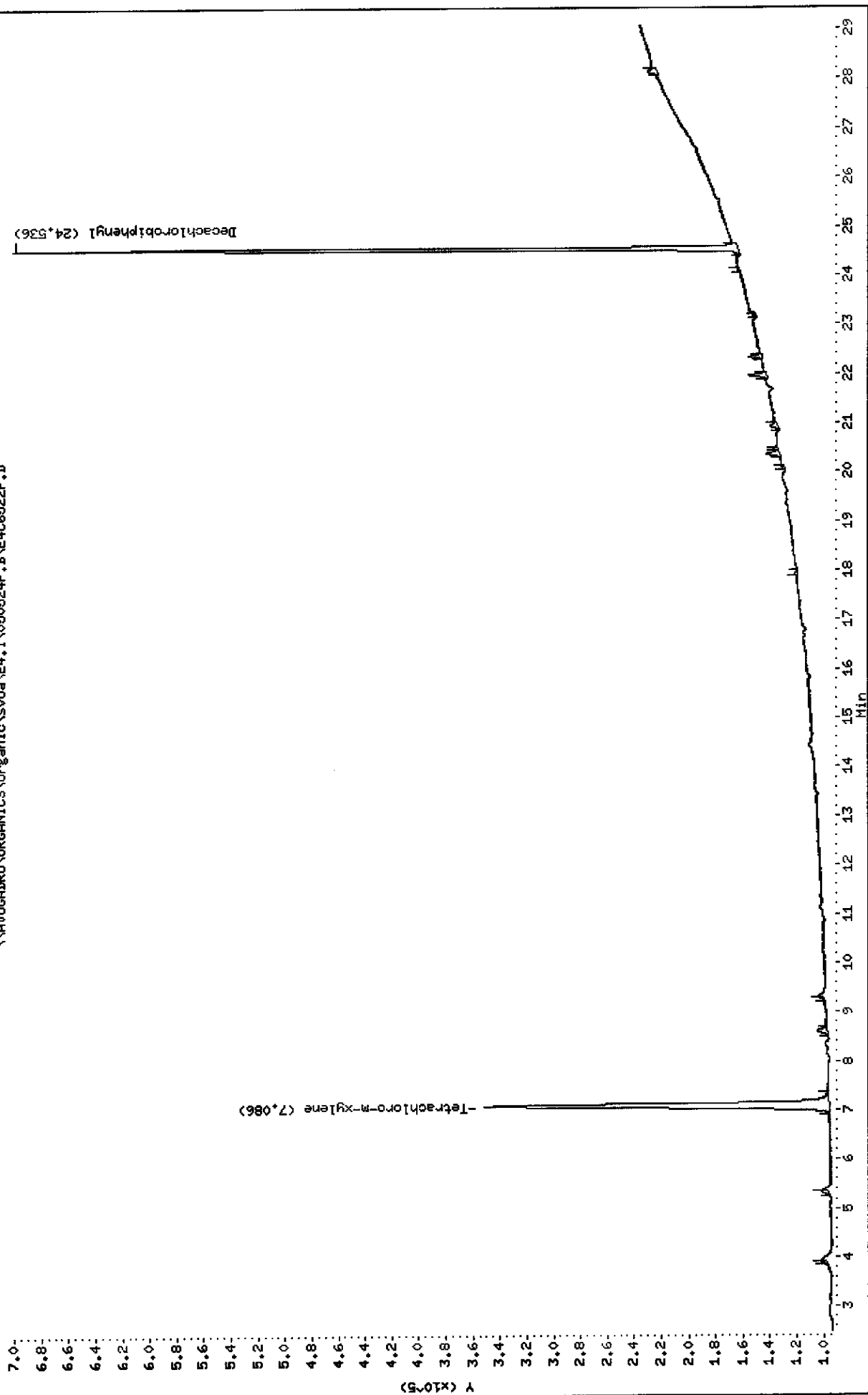
Column phase: CLPPest

Instrument: E4.i

Operator: SRC: LIMS

Column diameter: 0.53

\\AVOCADRO\ORGANICS\organic\svoa\E4.i\050524F.B\E4C6522F.D



Data File: \\AVOGADRO\ORGANICS\organic\svoa\E4.i\050524R.B\4C6522R.D

Date : 26-MAY-2005 09:27

Client ID: PBLK4E

Sample Info: HB-18108,PBLK4E,18108.clp.sub,,

Volume Injected (ul): 1.0

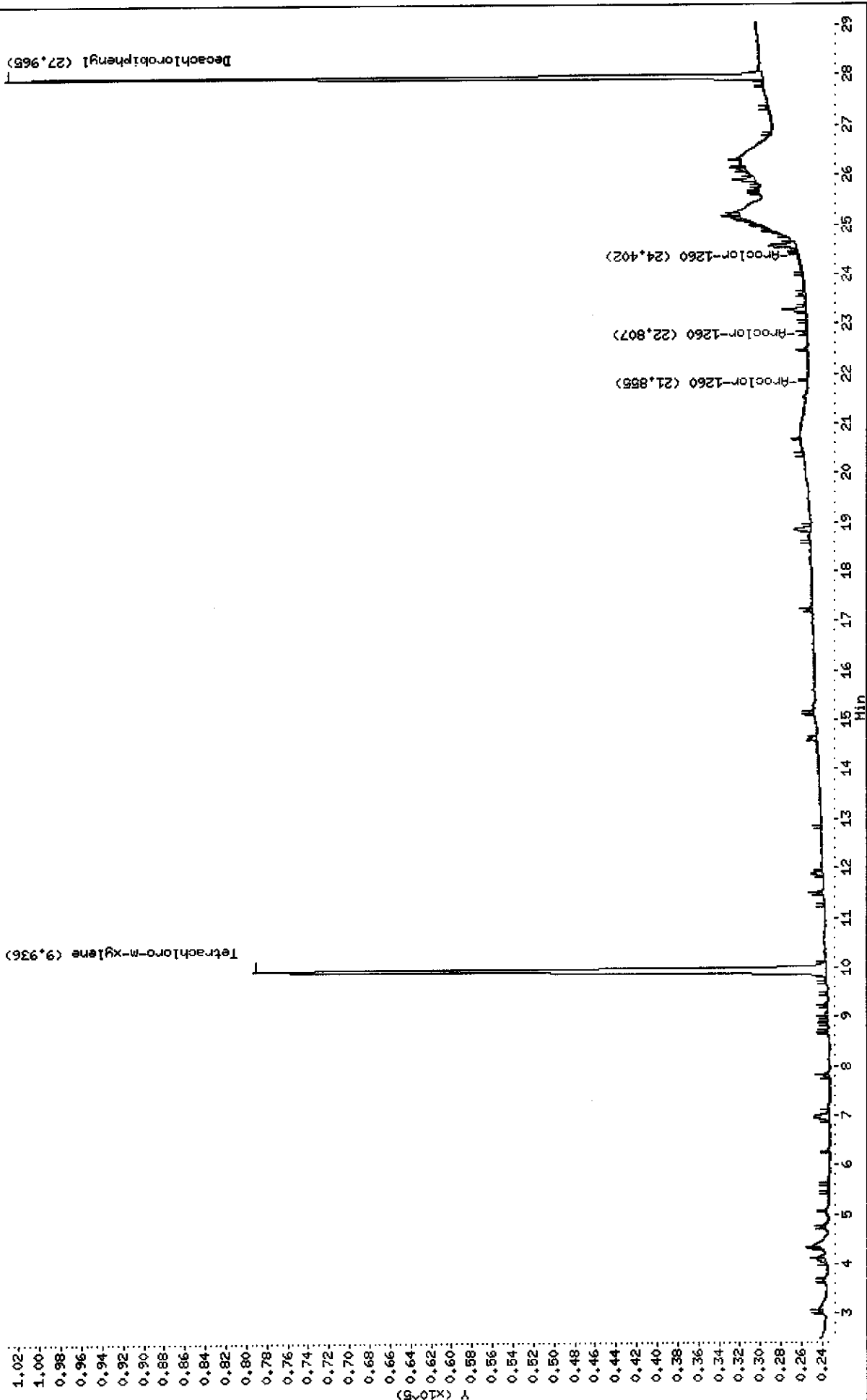
Column phase: CLPPESTII

Instrument: E4.i

Operator: SRC: LIMS

Column diameter: 0.53

\\AVOGADRO\ORGANICS\organic\svoa\E4.i\050524R.B\4C6522R.D



Data File: E4C6522F.D  
Report Date: 27-May-2005 14:20

Mitkem Corporation

NYASP Pesticide Quantitation Report

Data file : \\AVOGADRO\ORGANICS\organic\svoa\E4.i\050524F.B\E4C6522F.D  
Lab Smp Id: MB-18108 Client Smp ID: PBLK4E  
Inj Date : 26-MAY-2005 09:27  
Operator : SRC: LIMS Inst ID: E4.i  
Smp Info : MB-18108,PBLK4E,18108,clp.sub,,  
Misc Info :  
Comment :  
Method : \\AVOGADRO\ORGANICS\organic\svoa\E4.i\050524F.B\clp-1262e4f.m  
Meth Date : 27-May-2005 10:50 mtl Quant Type: ESTD  
Cal Date : 05-MAY-2005 00:50 Cal File: E4C6445F.D  
Als bottle: 2 QC Sample: BLANK  
Dil Factor: 1.00000  
Integrator: Falcon Compound Sublist: clp.sub  
Subtraction File: \\AVOGADRO\ORGANICS  
Target Version: 4.03 Sample Matrix: SOIL  
Processing Host: TARGET7

Concentration Formula:  $\text{Amt} * \text{DF} * \text{Uf} * \text{Vt} / (\text{Vi} * \text{Ws} * (100 - \text{M}) / 100)$

Name	Value	Description
DF	1.000	Dilution Factor
Uf	2.000	Correction factor
Vt	5000.000	Volume of final extract (uL) (1000 low, 2
Vi	1.000	Volume injected (uL)
Ws	30.000	Weight of sample extracted (g)
M	0.000	% Moisture

CONCENTRATIONS						
			ON-COL	FINAL		
RT	EXP RT	DLT RT	RESPONSE (	ng)	(ug/Kg)	TARGET RANGE
==	=====	=====	=====	=====	=====	=====
\$ 1	Tetrachloro-m-xylene		CAS #: 877-09-8			
7.09	7.07	0.020	1559348	0.03352	11	
-----						
\$ 2	Decachlorobiphenyl		CAS #: 2051-24-3			
24.5	24.5	0.000	1645554	0.03556	12	
-----						

5/27/05

Data File: E4C6522R.D  
Report Date: 27-May-2005 14:20

Mitkem Corporation

NYASP Pesticide Quantitation Report

Data file : \\AVOGADRO\ORGANICS\organic\svoa\E4.i\050524R.B\E4C6522R.D  
Lab Smp Id: MB-18108 Client Smp ID: PBLK4E  
Inj Date : 26-MAY-2005 09:27  
Operator : SRC: LIMS Inst ID: E4.i  
Smp Info : MB-18108,PBLK4E,18108,clp.sub,,  
Misc Info :  
Comment :  
Method : \\AVOGADRO\ORGANICS\organic\svoa\E4.i\050524R.B\clp1262-e4r.m  
Meth Date : 27-May-2005 10:42 mtl Quant Type: ESTD  
Cal Date : 05-MAY-2005 00:50 Cal File: E4C6445R.D  
Als bottle: 2 QC Sample: BLANK  
Dil Factor: 1.00000  
Integrator: Falcon Compound Sublist: clp.sub  
Subtraction File: \\AVOGADRO\ORGANICS  
Target Version: 4.03 Sample Matrix: SOIL  
Processing Host: TARGET7

Concentration Formula:  $\text{Amt} * \text{DF} * \text{Uf} * \text{Vt} / (\text{Vi} * \text{Ws} * (100 - \text{M}) / 100)$

Name	Value	Description
DF	1.000	Dilution Factor
Uf	2.000	Correction factor
Vt	5000.000	Volume of final extract (uL) (1000 low, 2
Vi	1.000	Volume injected (uL)
Ws	30.000	Weight of sample extracted (g)
M	0.000	% Moisture

CONCENTRATIONS

RT	EXP RT	DLT RT	ON-COL	FINAL	TARGET RANGE	RATIO
			RESPONSE ( ng)	(ug/Kg)		
\$ 1						
9.94	9.94	0.000	283102 0.03147	10		
\$ 2						
28.0	28.0	0.000	244192 0.03627	12		

1/17/05

1E  
PESTICIDE ORGANICS ANALYSIS DATA SHEET

EPA SAMPLE NO.

PIBLKC2

Lab Name: MITKEM CORPORATION Contract: \_\_\_\_\_

Lab Code: MITKEM Case No.: \_\_\_\_\_ SAS No.: \_\_\_\_\_ SDG No.: D0523

Matrix: (soil/water) WATER Lab Sample ID: PIBLKC2

Sample wt/vol: 1000 (g/mL) ML Lab File ID: E4C6446F

% Moisture: \_\_\_\_\_ Decanted: (Y/N) \_\_\_\_\_ Date Received: \_\_\_\_\_

Extraction: (Type) \_\_\_\_\_ Date Extracted: \_\_\_\_\_

Concentrated Extract Volume: 10000 (uL) Date Analyzed: 05/05/05

Injection Volume: 1.0 (uL) Dilution Factor: 1.0

GPC Cleanup: (Y/N) N pH: \_\_\_\_\_ Sulfur Cleanup: (Y/N) N

CONCENTRATION UNITS:  
(ug/L or ug/Kg) UG/L Q

CAS NO. COMPOUND

319-84-6	alpha-BHC	0.050	U
319-85-7	beta-BHC	0.050	U
319-86-8	delta-BHC	0.050	U
58-89-9	gamma-BHC (Lindane)	0.050	U
76-44-8	Heptachlor	0.050	U
309-00-2	Aldrin	0.050	U
1024-57-3	Heptachlor epoxide	0.050	U
959-98-8	Endosulfan I	0.050	U
60-57-1	Dieldrin	0.10	U
72-55-9	4,4'-DDE	0.10	U
72-20-8	Endrin	0.10	U
33213-65-9	Endosulfan II	0.10	U
72-54-8	4,4'-DDD	0.10	U
1031-07-8	Endosulfan sulfate	0.10	U
50-29-3	4,4'-DDT	0.10	U
72-43-5	Methoxychlor	0.50	U
53494-70-5	Endrin ketone	0.10	U
7421-93-4	Endrin aldehyde	0.10	U
5103-71-9	alpha-Chlordane	0.050	U
5103-74-2	gamma-Chlordane	0.050	U
8001-35-2	Toxaphene	5.0	U
12674-11-2	Aroclor-1016	1.0	U
11104-28-2	Aroclor-1221	2.0	U
11141-16-5	Aroclor-1232	1.0	U
53469-21-9	Aroclor-1242	1.0	U
12672-29-6	Aroclor-1248	1.0	U
11097-69-1	Aroclor-1254	1.0	U
11096-82-5	Aroclor-1260	1.0	U

1E  
PESTICIDE ORGANICS ANALYSIS DATA SHEET

EPA SAMPLE NO.

PIBLKC2

Lab Name: MITKEM CORPORATION Contract: \_\_\_\_\_

Lab Code: MITKEM Case No.: \_\_\_\_\_ SAS No.: \_\_\_\_\_ SDG No.: D0523

Matrix: (soil/water) WATER Lab Sample ID: PIBLKC2

Sample wt/vol: 1000 (g/mL) ML Lab File ID: E4C6446R

% Moisture: \_\_\_\_\_ Decanted: (Y/N) \_\_\_\_\_ Date Received: \_\_\_\_\_

Extraction: (Type) \_\_\_\_\_ Date Extracted: \_\_\_\_\_

Concentrated Extract Volume: 10000 (uL) Date Analyzed: 05/05/05

Injection Volume: 1.0 (uL) Dilution Factor: 1.0

GPC Cleanup: (Y/N) N pH: \_\_\_\_\_ Sulfur Cleanup: (Y/N) N

CONCENTRATION UNITS:  
(ug/L or ug/Kg) UG/L Q

CAS NO.	COMPOUND		
319-84-6	alpha-BHC	0.050	U
319-85-7	beta-BHC	0.050	U
319-86-8	delta-BHC	0.050	U
58-89-9	gamma-BHC (Lindane)	0.050	U
76-44-8	Heptachlor	0.050	U
309-00-2	Aldrin	0.050	U
1024-57-3	Heptachlor epoxide	0.050	U
959-98-8	Endosulfan I	0.050	U
60-57-1	Dieldrin	0.10	U
72-55-9	4,4'-DDE	0.10	U
72-20-8	Endrin	0.10	U
33213-65-9	Endosulfan II	0.10	U
72-54-8	4,4'-DDD	0.10	U
1031-07-8	Endosulfan sulfate	0.10	U
50-29-3	4,4'-DDT	0.10	U
72-43-5	Methoxychlor	0.50	U
53494-70-5	Endrin ketone	0.10	U
7421-93-4	Endrin aldehyde	0.10	U
5103-71-9	alpha-Chlordane	0.050	U
5103-74-2	gamma-Chlordane	0.050	U
8001-35-2	Toxaphene	5.0	U
12674-11-2	Aroclor-1016	1.0	U
11104-28-2	Aroclor-1221	2.0	U
11141-16-5	Aroclor-1232	1.0	U
53469-21-9	Aroclor-1242	1.0	U
12672-29-6	Aroclor-1248	1.0	U
11097-69-1	Aroclor-1254	1.0	U
11096-82-5	Aroclor-1260	1.0	U



Data File: \\AVOCADRO\ORGANICS\organic\svoa\E4.1\050504F.B\E4D6446F.D

Date : 05-MAY-2005 01:27

Client ID: PIBLKC2

Sample Info: PIBLKC2,PIBLKC2,,,,

Volume Injected (uL): 1.0

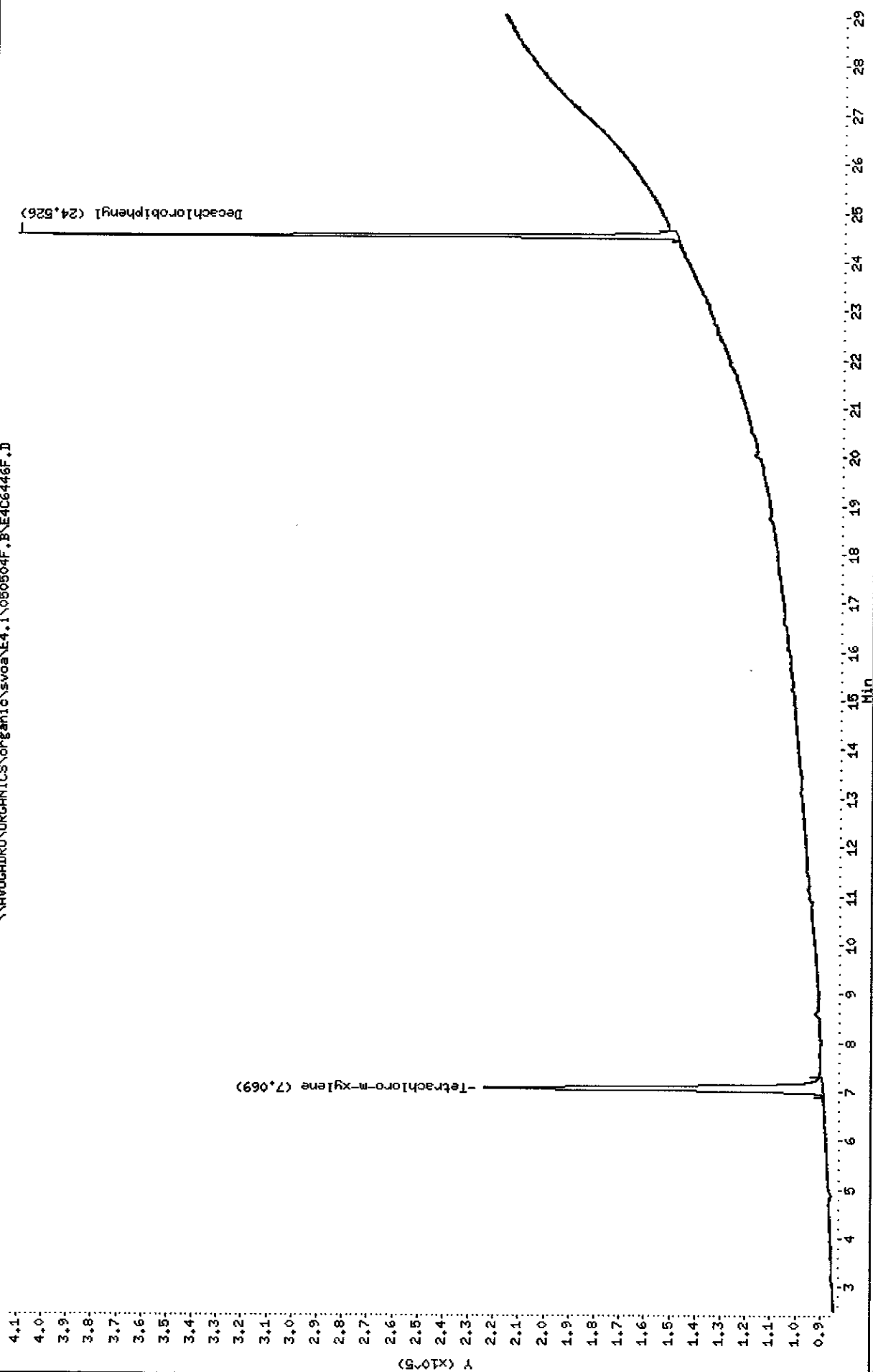
Column phase: CLPPest

Instrument: E4.i

Operator: SRC:

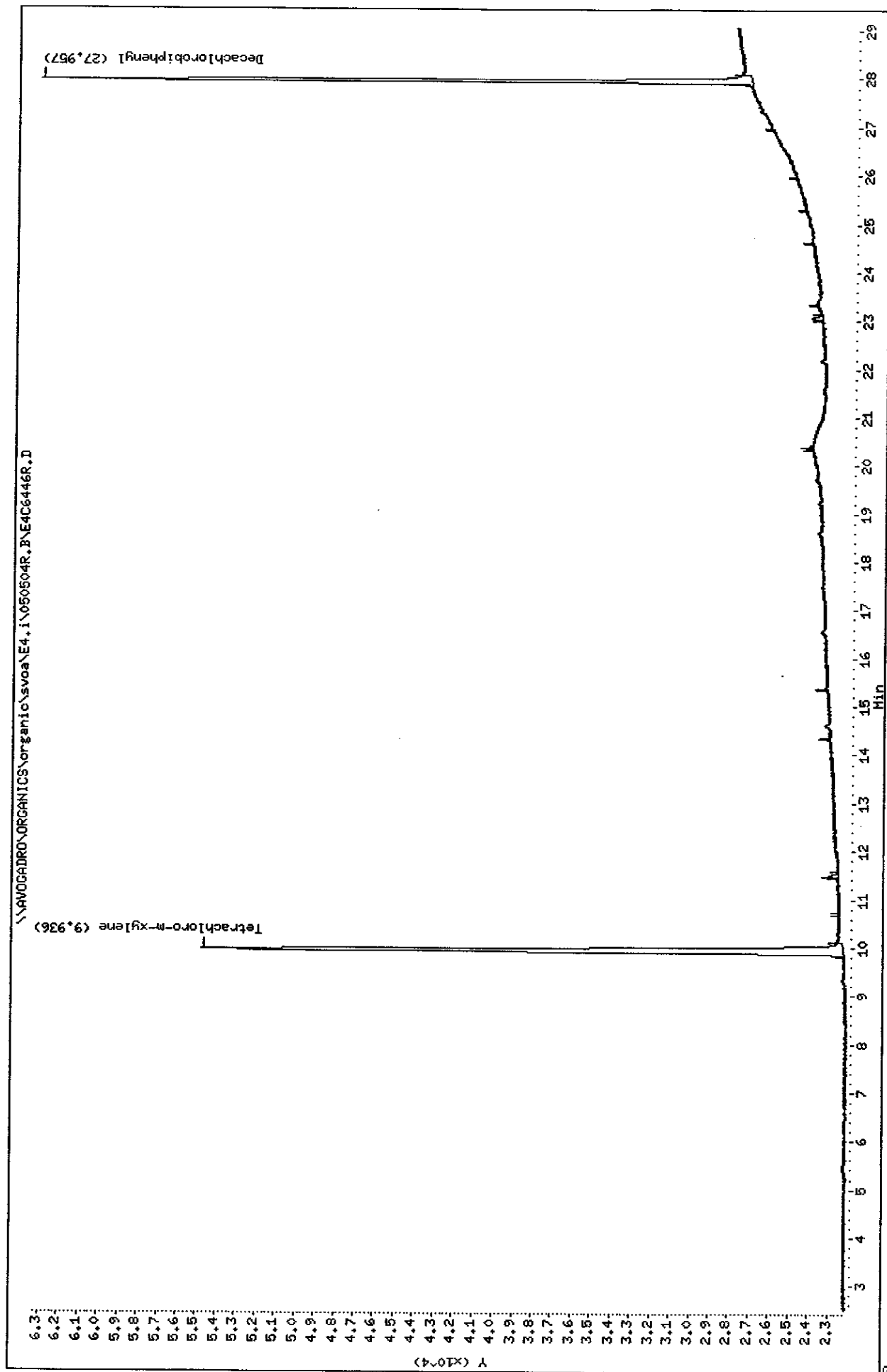
Column diameter: 0.53

\\AVOCADRO\ORGANICS\organic\svoa\E4.1\050504F.B\E4D6446F.D



Data File: \\AVOGADRO\ORGANICS\organic\svoa\E4.i\050504R.BVE4C6446R.D  
 Date : 05-MAY-2005 01:27  
 Client ID: PIBLKC2  
 Sample Info: PIBLKC2,PIBLKC2,,,,  
 Volume Injected (uL): 1.0  
 Column phase: CLPESTII

Instrument: E4.i  
 Operator: SRC:  
 Column diameter: 0.53



Data File: E4C6446F.D  
Report Date: 05-May-2005 10:09

Mitkem Corporation

NYASP Pesticide Quantitation Report

Data file : \\AVOGADRO\ORGANICS\organic\svoa\E4.i\050504F.B\E4C6446F.D  
Lab Smp Id: PIBLKC2 Client Smp ID: PIBLKC2  
Inj Date : 05-MAY-2005 01:27  
Operator : SRC: Inst ID: E4.i  
Smp Info : PIBLKC2,PIBLKC2,,,,  
Misc Info :  
Comment :  
Method : \\AVOGADRO\ORGANICS\organic\svoa\E4.i\050504F.B\clp-1262e4f.m  
Meth Date : 05-May-2005 09:52 mtl Quant Type: ESTD  
Cal Date : 05-MAY-2005 00:50 Cal File: E4C6445F.D  
Als bottle: 100 QC Sample: INSTBLANK  
Dil Factor: 1.00000  
Integrator: Falcon Compound Sublist: CLP.sub  
Subtraction File: \\AVOGADRO\ORGANICS  
Target Version: 4.03 Sample Matrix: WATER  
Processing Host: TARGET9

Concentration Formula:  $\text{Amt} * \text{DF} * \text{Uf} * \text{Vt} / (\text{Vo} * \text{Vi})$

Name	Value	Description
DF	1.000	Dilution Factor
Uf	1.000	Correction factor
Vt	10000.000	Volume of final extract (uL)
Vo	1000.000	Volume of sample extracted (mL)
Vi	1.000	Volume injected (uL)

CONCENTRATIONS						
			ON-COL	FINAL		
RT	EXP RT	DLT RT	RESPONSE ( ng)	( ug/L)	TARGET RANGE	RATIO
==	=====	=====	=====	=====	=====	=====
\$ 1	Tetrachloro-m-xylene		CAS #: 877-09-8			
7.07	7.07	0.000	846254 0.01819	0.18		
-----						
\$ 2	Decachlorobiphenyl		CAS #: 2051-24-3			
24.5	24.5	0.000	856626 0.01851	0.19		
-----						

5/20/05

Data File: E4C6446R.D  
Report Date: 05-May-2005 10:10

Mitkem Corporation

NYASP Pesticide Quantitation Report

Data file : \\AVOGADRO\ORGANICS\organic\svoa\E4.i\050504R.B\E4C6446R.D  
Lab Smp Id: PIBLK2 Client Smp ID: PIBLK2  
Inj Date : 05-MAY-2005 01:27  
Operator : SRC: Inst ID: E4.i  
Smp Info : PIBLK2,PIBLK2,,,,  
Misc Info :  
Comment :  
Method : \\AVOGADRO\ORGANICS\organic\svoa\E4.i\050504R.B\clp1262-e4r.m  
Meth Date : 05-May-2005 10:06 mtl Quant Type: ESTD  
Cal Date : 05-MAY-2005 00:50 Cal File: E4C6445R.D  
Als bottle: 100 QC Sample: INSTBLANK  
Dil Factor: 1.00000  
Integrator: Falcon Compound Sublist: CLP.sub  
Subtraction File: \\AVOGADRO\ORGANICS  
Target Version: 4.03 Sample Matrix: WATER  
Processing Host: TARGET9

Concentration Formula:  $\text{Amt} * \text{DF} * \text{Uf} * \text{Vt} / (\text{Vo} * \text{Vi})$

Name	Value	Description
DF	1.000	Dilution Factor
Uf	1.000	Correction factor
Vt	10000.000	Volume of final extract (uL)
Vo	1000.000	Volume of sample extracted (mL)
Vi	1.000	Volume injected (uL)

CONCENTRATIONS						
			ON-COL	FINAL		
RT	EXP RT	DLT RT	RESPONSE ( ng)	( ug/L)	TARGET RANGE	RATIO
==	=====	=====	=====	=====	=====	=====
\$ 1	Tetrachloro-m-xylene		CAS #: 877-09-8			
9.94	9.94	0.000	164711 0.01831	0.18		
-----						
\$ 2	Decachlorobiphenyl		CAS #: 2051-24-3			
28.0	28.0	0.000	124502 0.01849	0.18		
-----						

SZ 05/05/05

1E  
PESTICIDE ORGANICS ANALYSIS DATA SHEET

EPA SAMPLE NO.

PIBLKCG

Lab Name: MITKEM CORPORATION Contract: \_\_\_\_\_

Lab Code: MITKEM Case No.: \_\_\_\_\_ SAS No.: \_\_\_\_\_ SDG No.: D0523

Matrix: (soil/water) WATER Lab Sample ID: PIBLKCG

Sample wt/vol: 1000 (g/mL) ML Lab File ID: E4C6520F

% Moisture: \_\_\_\_\_ Decanted: (Y/N) \_\_\_\_\_ Date Received: \_\_\_\_\_

Extraction: (Type) \_\_\_\_\_ Date Extracted: \_\_\_\_\_

Concentrated Extract Volume: 10000 (uL) Date Analyzed: 05/26/05

Injection Volume: 1.0 (uL) Dilution Factor: 1.0

GPC Cleanup: (Y/N) N pH: \_\_\_\_\_ Sulfur Cleanup: (Y/N) Y

CONCENTRATION UNITS:  
(ug/L or ug/Kg) UG/L Q

CAS NO.	COMPOUND		
319-84-6	alpha-BHC	0.050	U
319-85-7	beta-BHC	0.050	U
319-86-8	delta-BHC	0.050	U
58-89-9	gamma-BHC (Lindane)	0.050	U
76-44-8	Heptachlor	0.050	U
309-00-2	Aldrin	0.050	U
1024-57-3	Heptachlor epoxide	0.050	U
959-98-8	Endosulfan I	0.050	U
60-57-1	Dieldrin	0.10	U
72-55-9	4,4'-DDE	0.10	U
72-20-8	Endrin	0.10	U
33213-65-9	Endosulfan II	0.10	U
72-54-8	4,4'-DDD	0.10	U
1031-07-8	Endosulfan sulfate	0.10	U
50-29-3	4,4'-DDT	0.10	U
72-43-5	Methoxychlor	0.50	U
53494-70-5	Endrin ketone	0.10	U
7421-93-4	Endrin aldehyde	0.10	U
5103-71-9	alpha-Chlordane	0.050	U
5103-74-2	gamma-Chlordane	0.050	U
8001-35-2	Toxaphene	5.0	U
12674-11-2	Aroclor-1016	1.0	U
11104-28-2	Aroclor-1221	2.0	U
11141-16-5	Aroclor-1232	1.0	U
53469-21-9	Aroclor-1242	1.0	U
12672-29-6	Aroclor-1248	1.0	U
11097-69-1	Aroclor-1254	1.0	U
11096-82-5	Aroclor-1260	1.0	U

1E  
PESTICIDE ORGANICS ANALYSIS DATA SHEET

EPA SAMPLE NO.

PIBLKCG

Lab Name: MITKEM CORPORATION Contract: \_\_\_\_\_

Lab Code: MITKEM Case No.: \_\_\_\_\_ SAS No.: \_\_\_\_\_ SDG No.: D0523

Matrix: (soil/water) WATER Lab Sample ID: PIBLKCG

Sample wt/vol: 1000 (g/mL) ML Lab File ID: E4C6520R

% Moisture: \_\_\_\_\_ Decanted: (Y/N) \_\_\_\_\_ Date Received: \_\_\_\_\_

Extraction: (Type) \_\_\_\_\_ Date Extracted: \_\_\_\_\_

Concentrated Extract Volume: 10000 (uL) Date Analyzed: 05/26/05

Injection Volume: 1.0 (uL) Dilution Factor: 1.0

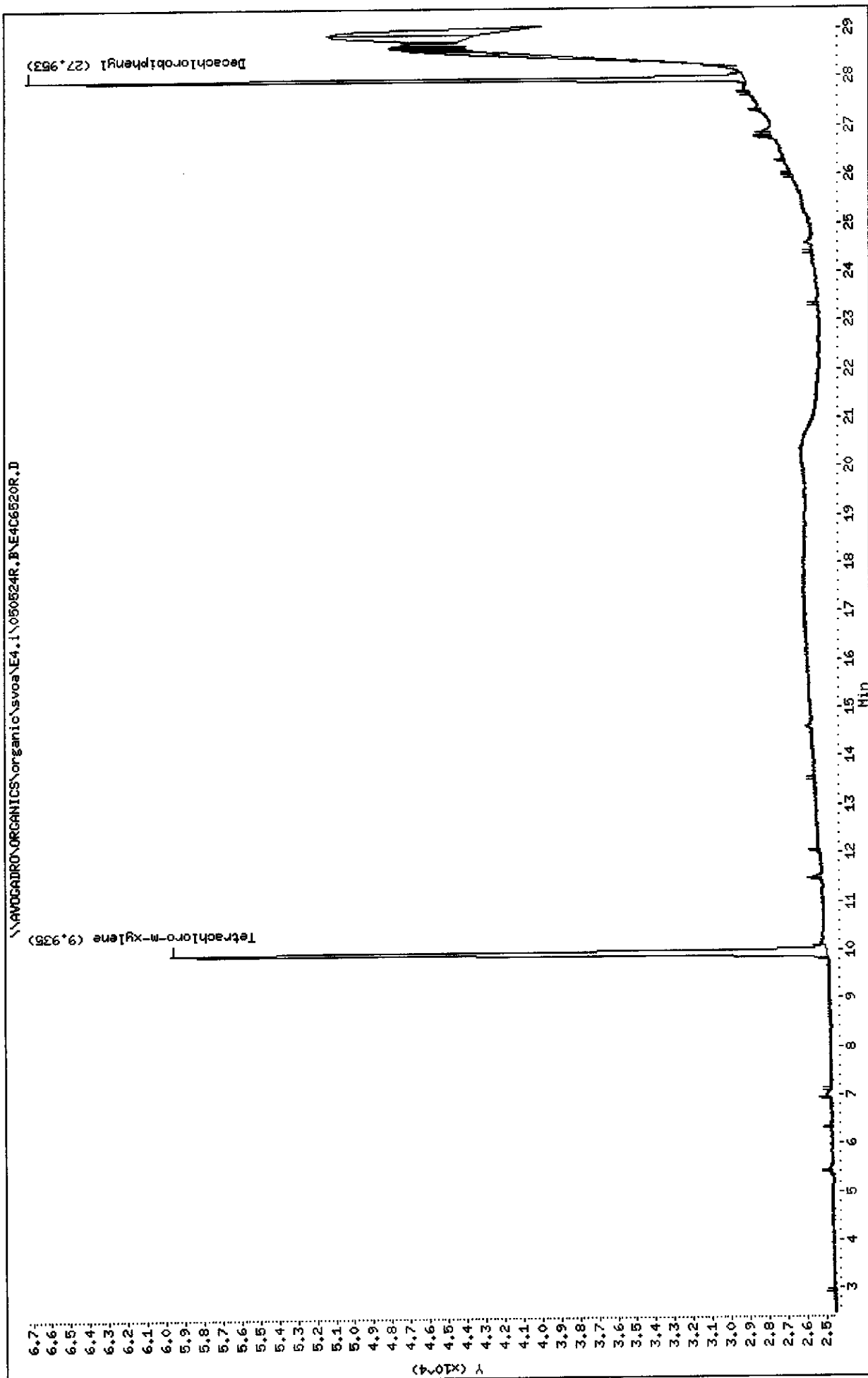
GPC Cleanup: (Y/N) N pH: \_\_\_\_\_ Sulfur Cleanup: (Y/N) Y

CONCENTRATION UNITS:  
(ug/L or ug/Kg) UG/L Q

CAS NO.	COMPOUND		
319-84-6	alpha-BHC	0.050	U
319-85-7	beta-BHC	0.050	U
319-86-8	delta-BHC	0.050	U
58-89-9	gamma-BHC (Lindane)	0.050	U
76-44-8	Heptachlor	0.050	U
309-00-2	Aldrin	0.050	U
1024-57-3	Heptachlor epoxide	0.050	U
959-98-8	Endosulfan I	0.050	U
60-57-1	Dieldrin	0.10	U
72-55-9	4,4'-DDE	0.10	U
72-20-8	Endrin	0.10	U
33213-65-9	Endosulfan II	0.10	U
72-54-8	4,4'-DDD	0.10	U
1031-07-8	Endosulfan sulfate	0.10	U
50-29-3	4,4'-DDT	0.10	U
72-43-5	Methoxychlor	0.50	U
53494-70-5	Endrin ketone	0.10	U
7421-93-4	Endrin aldehyde	0.10	U
5103-71-9	alpha-Chlordane	0.050	U
5103-74-2	gamma-Chlordane	0.050	U
8001-35-2	Toxaphene	5.0	U
12674-11-2	Aroclor-1016	1.0	U
11104-28-2	Aroclor-1221	2.0	U
11141-16-5	Aroclor-1232	1.0	U
53469-21-9	Aroclor-1242	1.0	U
12672-29-6	Aroclor-1248	1.0	U
11097-69-1	Aroclor-1254	1.0	U
11096-82-5	Aroclor-1260	1.0	U

Data File: \\AVOCADRO\ORGANICS\organic\svoa\E4.i\050524R.B\E4C6520R.D  
 Date : 26-MAY-2005 05:46  
 Client ID: PIBLKCG  
 Sample Info: PIBLKCG,PIBLKCG,,clp.sub,,  
 Volume Injected (uL): 1.0  
 Column phase: CLPPESTII

Instrument: E4.i  
 Operator: SRC:  
 Column diameter: 0.53



Data File: \\AVOCADRO\ORGANICS\organic\svoa\E4.i\050524F.B\E4C6520F.D

Date : 26-MAY-2005 05:46

Client ID: PIBLKCG

Sample Info: PIBLKCG,PIBLKCG,,olp.sub,,

Volume Injected (uL): 1.0

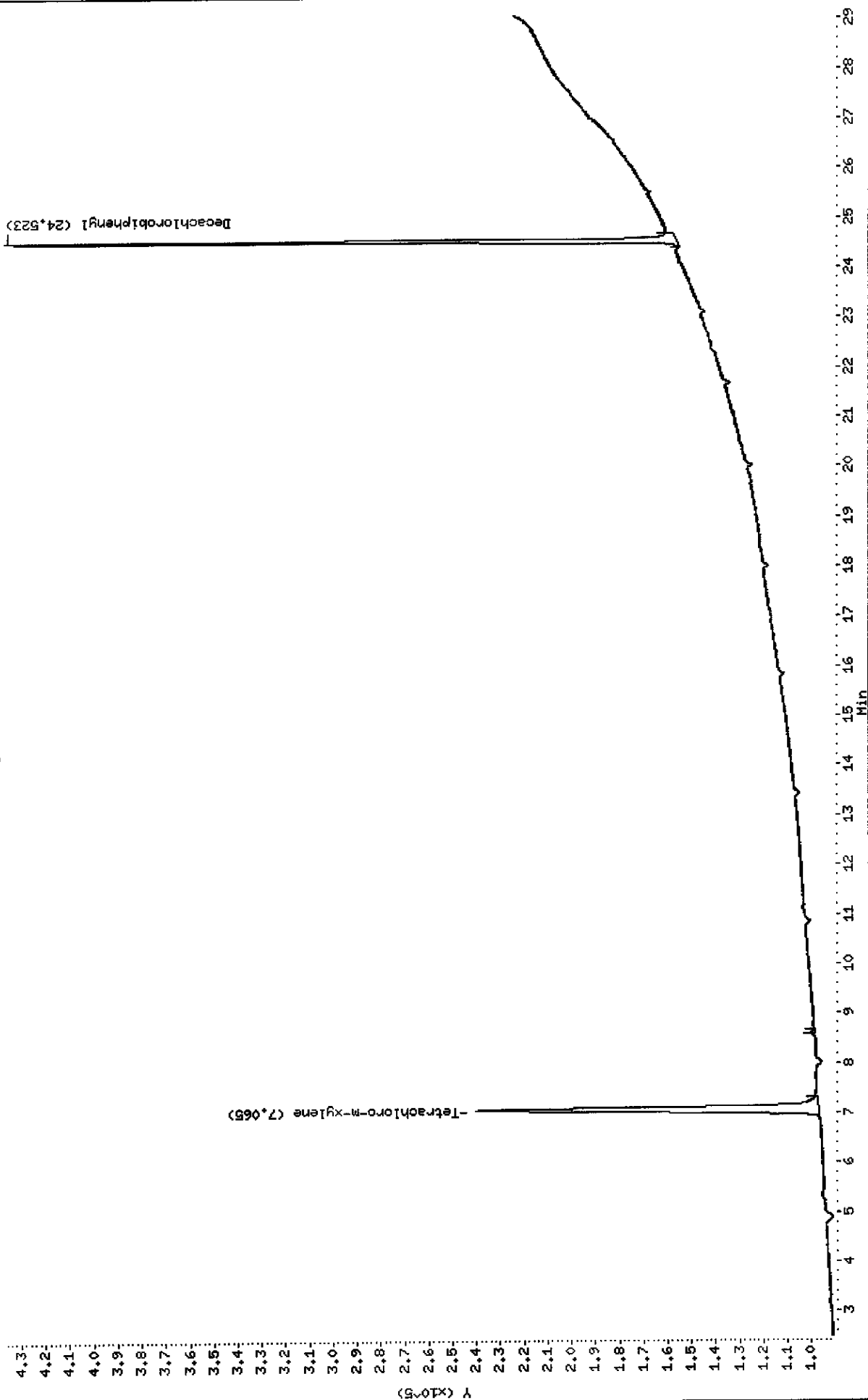
Column phase: CLPPest

Instrument: E4.i

Operator: SRC:

Column diameter: 0.53

\\AVOCADRO\ORGANICS\organic\svoa\E4.i\050524F.B\E4C6520F.D





Data File: E4C6520R.D  
Report Date: 27-May-2005 14:21

Mitkem Corporation

NYASP Pesticide Quantitation Report

Data file : \\AVOGADRO\ORGANICS\organic\svoa\E4.i\050524R.B\E4C6520R.D  
Lab Smp Id: PIBLKCG Client Smp ID: PIBLKCG  
Inj Date : 26-MAY-2005 05:46  
Operator : SRC: Inst ID: E4.i  
Smp Info : PIBLKCG,PIBLKCG,,clp.sub,,  
Misc Info :  
Comment :  
Method : \\AVOGADRO\ORGANICS\organic\svoa\E4.i\050524R.B\clp1262-e4r.m  
Meth Date : 27-May-2005 10:42 mtl Quant Type: ESTD  
Cal Date : 05-MAY-2005 00:50 Cal File: E4C6445R.D  
Als bottle: 100 QC Sample: INSTBLANK  
Dil Factor: 1.00000  
Integrator: Falcon Compound Sublist: clp.sub  
Subtraction File: \\AVOGADRO\ORGANICS  
Target Version: 4.03 Sample Matrix: WATER  
Processing Host: TARGET4

Concentration Formula:  $\text{Amt} * \text{DF} * \text{Uf} * \text{Vt} / (\text{Vo} * \text{Vi})$

Name	Value	Description
DF	1.000	Dilution Factor
Uf	1.000	Correction factor
Vt	10000.000	Volume of final extract (uL)
Vo	1000.000	Volume of sample extracted (mL)
Vi	1.000	Volume injected (uL)

CONCENTRATIONS

RT	EXP RT	DLT RT	ON-COL	FINAL	RESPONSE ( ng)	( ug/L)	TARGET RANGE	RATIO
9.93	9.94	-0.010	174719	0.01942	0.19			
-----								
28.0	28.0	0.000	129286	0.01921	0.19			

\$ 1 Tetrachloro-m-xylene CAS #: 877-09-8

\$ 2 Decachlorobiphenyl CAS #: 2051-24-3

5/27/05

Data File: E4C6520F.D  
Report Date: 27-May-2005 14:21

Mitkem Corporation

NYASP Pesticide Quantitation Report

Data file : \\AVOGADRO\ORGANICS\organic\svoa\E4.i\050524F.B\E4C6520F.D  
Lab Smp Id: PIBLKCG Client Smp ID: PIBLKCG  
Inj Date : 26-MAY-2005 05:46  
Operator : SRC: Inst ID: E4.i  
Smp Info : PIBLKCG, PIBLKCG,, clp.sub,,  
Misc Info :  
Comment :  
Method : \\AVOGADRO\ORGANICS\organic\svoa\E4.i\050524F.B\clp-1262e4f.m  
Meth Date : 27-May-2005 10:50 mtl Quant Type: ESTD  
Cal Date : 05-MAY-2005 00:50 Cal File: E4C6445F.D  
Als bottle: 100 QC Sample: INSTBLANK  
Dil Factor: 1.00000  
Integrator: Falcon Compound Sublist: clp.sub  
Subtraction File: \\AVOGADRO\ORGANICS  
Target Version: 4.03 Sample Matrix: WATER  
Processing Host: TARGET4

Concentration Formula:  $\text{Amt} * \text{DF} * \text{Uf} * \text{Vt} / (\text{Vo} * \text{Vi})$

Name	Value	Description
DF	1.000	Dilution Factor
Uf	1.000	Correction factor
Vt	10000.000	Volume of final extract (uL)
Vo	1000.000	Volume of sample extracted (mL)
Vi	1.000	Volume injected (uL)

CONCENTRATIONS						
			ON-COL	FINAL		
RT	EXP RT	DLT RT	RESPONSE ( ng)	( ug/L)	TARGET RANGE	RATIO
==	=====	=====	=====	=====	=====	=====
\$ 1	Tetrachloro-m-xylene		CAS #: 877-09-8			
7.06	7.07	-0.010	907978	0.01952	0.20	
-----						
\$ 2	Decachlorobiphenyl		CAS #: 2051-24-3			
24.5	24.5	0.000	917930	0.01984	0.20	
-----						

5/27/05

1E  
PESTICIDE ORGANICS ANALYSIS DATA SHEET

EPA SAMPLE NO.

PIBLKCH

Lab Name: MITKEM CORPORATION Contract: \_\_\_\_\_

Lab Code: MITKEM Case No.: \_\_\_\_\_ SAS No.: \_\_\_\_\_ SDG No.: D0523

Matrix: (soil/water) WATER Lab Sample ID: PIBLKCH

Sample wt/vol: 1000 (g/mL) ML Lab File ID: E4C6525F

% Moisture: \_\_\_\_\_ Decanted: (Y/N) \_\_\_\_\_ Date Received: \_\_\_\_\_

Extraction: (Type) \_\_\_\_\_ Date Extracted: \_\_\_\_\_

Concentrated Extract Volume: 10000 (uL) Date Analyzed: 05/26/05

Injection Volume: 1.0 (uL) Dilution Factor: 1.0

GPC Cleanup: (Y/N) N pH: \_\_\_\_\_ Sulfur Cleanup: (Y/N) Y

CONCENTRATION UNITS:  
(ug/L or ug/Kg) UG/L Q

CAS NO.	COMPOUND		
319-84-6	alpha-BHC	0.050	U
319-85-7	beta-BHC	0.050	U
319-86-8	delta-BHC	0.050	U
58-89-9	gamma-BHC (Lindane)	0.050	U
76-44-8	Heptachlor	0.050	U
309-00-2	Aldrin	0.050	U
1024-57-3	Heptachlor epoxide	0.050	U
959-98-8	Endosulfan I	0.050	U
60-57-1	Dieldrin	0.10	U
72-55-9	4,4'-DDE	0.10	U
72-20-8	Endrin	0.10	U
33213-65-9	Endosulfan II	0.10	U
72-54-8	4,4'-DDD	0.10	U
1031-07-8	Endosulfan sulfate	0.10	U
50-29-3	4,4'-DDT	0.10	U
72-43-5	Methoxychlor	0.50	U
53494-70-5	Endrin ketone	0.10	U
7421-93-4	Endrin aldehyde	0.10	U
5103-71-9	alpha-Chlordane	0.050	U
5103-74-2	gamma-Chlordane	0.050	U
8001-35-2	Toxaphene	5.0	U
12674-11-2	Aroclor-1016	1.0	U
11104-28-2	Aroclor-1221	2.0	U
11141-16-5	Aroclor-1232	1.0	U
53469-21-9	Aroclor-1242	1.0	U
12672-29-6	Aroclor-1248	1.0	U
11097-69-1	Aroclor-1254	1.0	U
11096-82-5	Aroclor-1260	1.0	U

1E  
PESTICIDE ORGANICS ANALYSIS DATA SHEET

EPA SAMPLE NO.

PIBLKCH

Lab Name: MITKEM CORPORATION Contract: \_\_\_\_\_

Lab Code: MITKEM Case No.: \_\_\_\_\_ SAS No.: \_\_\_\_\_ SDG No.: D0523

Matrix: (soil/water) WATER Lab Sample ID: PIBLKCH

Sample wt/vol: 1000 (g/mL) ML Lab File ID: E4C6525R

% Moisture: \_\_\_\_\_ Decanted: (Y/N) \_\_\_\_\_ Date Received: \_\_\_\_\_

Extraction: (Type) \_\_\_\_\_ Date Extracted: \_\_\_\_\_

Concentrated Extract Volume: 10000 (uL) Date Analyzed: 05/26/05

Injection Volume: 1.0 (uL) Dilution Factor: 1.0

GPC Cleanup: (Y/N) N pH: \_\_\_\_\_ Sulfur Cleanup: (Y/N) Y

CAS NO. COMPOUND

CONCENTRATION UNITS:  
(ug/L or ug/Kg) UG/L Q

319-84-6	alpha-BHC	0.050	U
319-85-7	beta-BHC	0.050	U
319-86-8	delta-BHC	0.050	U
58-89-9	gamma-BHC (Lindane)	0.050	U
76-44-8	Heptachlor	0.050	U
309-00-2	Aldrin	0.050	U
1024-57-3	Heptachlor epoxide	0.050	U
959-98-8	Endosulfan I	0.050	U
60-57-1	Dieldrin	0.10	U
72-55-9	4,4'-DDE	0.10	U
72-20-8	Endrin	0.10	U
33213-65-9	Endosulfan II	0.10	U
72-54-8	4,4'-DDD	0.10	U
1031-07-8	Endosulfan sulfate	0.10	U
50-29-3	4,4'-DDT	0.10	U
72-43-5	Methoxychlor	0.50	U
53494-70-5	Endrin ketone	0.10	U
7421-93-4	Endrin aldehyde	0.10	U
5103-71-9	alpha-Chlordane	0.050	U
5103-74-2	gamma-Chlordane	0.050	U
8001-35-2	Toxaphene	5.0	U
12674-11-2	Aroclor-1016	1.0	U
11104-28-2	Aroclor-1221	2.0	U
11141-16-5	Aroclor-1232	1.0	U
53469-21-9	Aroclor-1242	1.0	U
12672-29-6	Aroclor-1248	1.0	U
11097-69-1	Aroclor-1254	1.0	U
11096-82-5	Aroclor-1260	1.0	U

Data File: \\AVOCADRO\ORGANICS\organic\svoa\E4.i\050624R.B\E4C6525R.D

Date : 26-MAY-2005 11:16

Client ID: PIBLKCH

Sample Info: PIBLKCH,PIBLKCH,,olp.sub,,

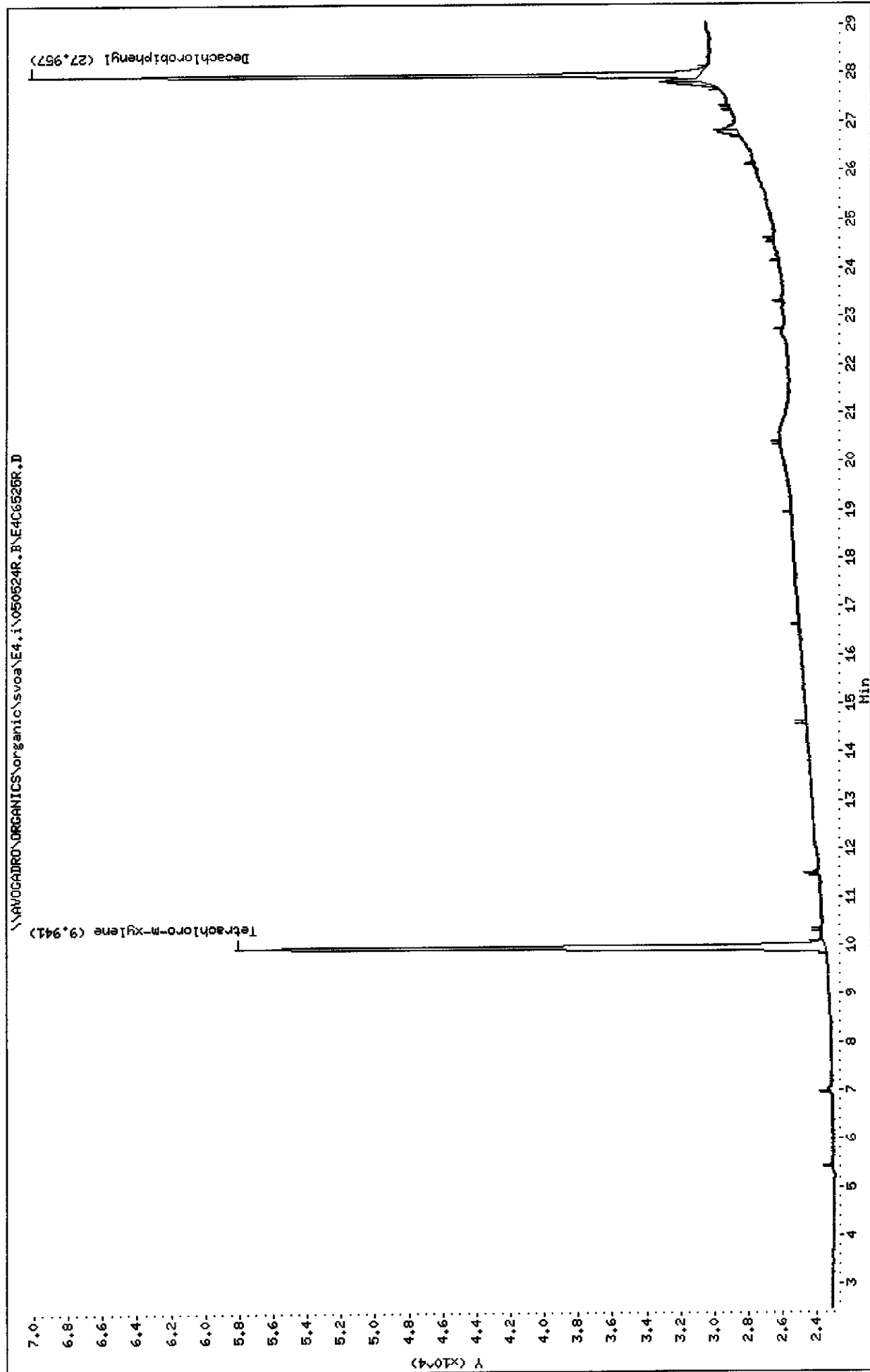
Volume Injected (ul): 1.0

Column phase: CLPPESTIII

Instrument: E4.i

Operator: SRC:

Column diameter: 0.53



Data File: \\AVOCADRO\ORGANICS\organic\svoa\E4.i\050524F.B\E4C6525F.D

Date : 26-MAY-2005 11:16

Client ID: PIBLKCH

Sample Info: PIBLKCH,PIBLKCH,,clp.sub,,

Volume Injected (uL): 1.0

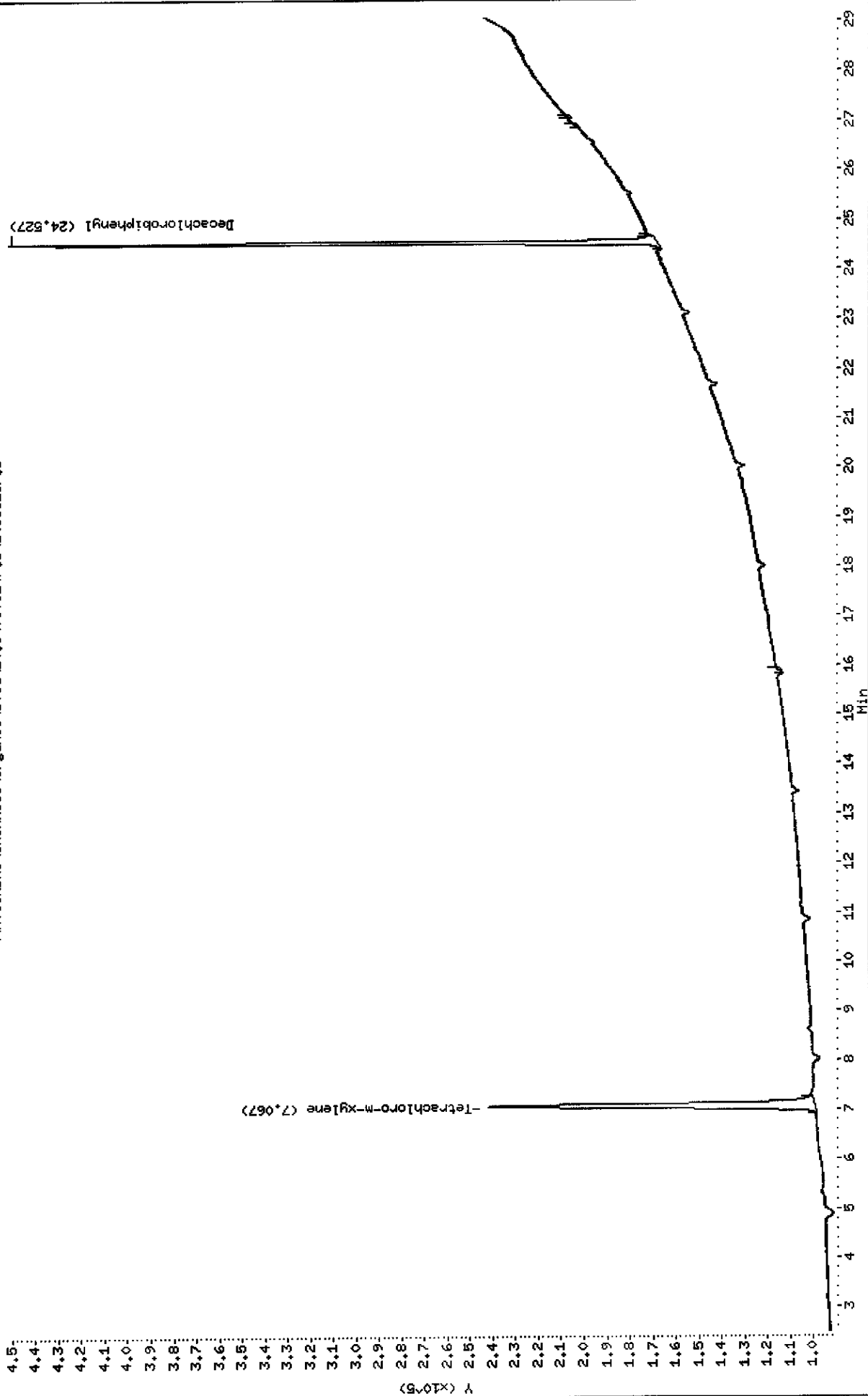
Column phase: CLPPest

Instrument: E4.i

Operator: SRC:

Column diameter: 0.53

\\AVOCADRO\ORGANICS\organic\svoa\E4.i\050524F.B\E4C6525F.D



Data File: E4C6525R.D  
Report Date: 27-May-2005 14:22

Mitkem Corporation

NYASP Pesticide Quantitation Report

Data file : \\AVOGADRO\ORGANICS\organic\svoa\E4.i\050524R.B\E4C6525R.D  
Lab Smp Id: PIBLKCH Client Smp ID: PIBLKCH  
Inj Date : 26-MAY-2005 11:16  
Operator : SRC: Inst ID: E4.i  
Smp Info : PIBLKCH,PIBLKCH,,clp.sub,,  
Misc Info :  
Comment :  
Method : \\AVOGADRO\ORGANICS\organic\svoa\E4.i\050524R.B\clp1262-e4r.m  
Meth Date : 27-May-2005 10:42 mtl Quant Type: ESTD  
Cal Date : 05-MAY-2005 00:50 Cal File: E4C6445R.D  
Als bottle: 100 QC Sample: INSTBLANK  
Dil Factor: 1.00000  
Integrator: Falcon Compound Sublist: clp.sub  
Subtraction File: \\AVOGADRO\ORGANICS  
Target Version: 4.03 Sample Matrix: WATER  
Processing Host: TARGET4

Concentration Formula: Amt \* DF \* Uf \* Vt/(Vo \* Vi)

Name	Value	Description
DF	1.000	Dilution Factor
Uf	1.000	Correction factor
Vt	10000.000	Volume of final extract (uL)
Vo	1000.000	Volume of sample extracted (mL)
Vi	1.000	Volume injected (uL)

CONCENTRATIONS						
			ON-COL	FINAL		
RT	EXP RT	DLT RT	RESPONSE ( ng)	( ug/L)	TARGET RANGE	RATIO
==	=====	=====	=====	=====	=====	=====
\$ 1 Tetrachloro-m-xylene			CAS #: 877-09-8			
9.94	9.94	0.000	174361 0.01938	0.19		
\$ 2 Decachlorobiphenyl			CAS #: 2051-24-3			
28.0	28.0	0.000	139432 0.02071	0.21		

5/27/05

Data File: E4C6525F.D  
Report Date: 27-May-2005 14:21

Mitkem Corporation

NYASP Pesticide Quantitation Report

Data file : \\AVOGADRO\ORGANICS\organic\svoa\E4.i\050524F.B\E4C6525F.D  
Lab Smp Id: PIBLKCH Client Smp ID: PIBLKCH  
Inj Date : 26-MAY-2005 11:16  
Operator : SRC: Inst ID: E4.i  
Smp Info : PIBLKCH,PIBLKCH,,clp.sub,,  
Misc Info :  
Comment :  
Method : \\AVOGADRO\ORGANICS\organic\svoa\E4.i\050524F.B\clp-1262e4f.m  
Meth Date : 27-May-2005 10:50 mtl Quant Type: ESTD  
Cal Date : 05-MAY-2005 00:50 Cal File: E4C6445F.D  
Als bottle: 100 QC Sample: INSTBLANK  
Dil Factor: 1.00000  
Integrator: Falcon Compound Sublist: clp.sub  
Subtraction File: \\AVOGADRO\ORGANICS  
Target Version: 4.03 Sample Matrix: WATER  
Processing Host: TARGET4

Concentration Formula:  $\text{Amt} * \text{DF} * \text{Uf} * \text{Vt} / (\text{Vo} * \text{Vi})$

Name	Value	Description
DF	1.000	Dilution Factor
Uf	1.000	Correction factor
Vt	10000.000	Volume of final extract (uL)
Vo	1000.000	Volume of sample extracted (mL)
Vi	1.000	Volume injected (uL)

CONCENTRATIONS

RT	EXP RT	DLT RT	ON-COL	FINAL	RESPONSE ( ng)	( ug/L)	TARGET RANGE	RATIO
\$ 1								
7.07	7.07	0.000	892443	0.01918	0.19			
\$ 2								
24.5	24.5	0.000	931512	0.02013	0.20			

5/27/05



Data File: \\AVOCADRO\ORGANICS\organic\svoa\E4.i\050524R.B\E4C6526R.D

Date : 26-MAY-2005 11:52

Client ID: INDAMCH

Sample Info: INDAMCH,INDAMCH,,inda.sub,,

Volume Injected (ul): 1.0


Column phase: CLPPESTII

Instrument: E4.i

Operator: SRC:

Column diameter: 0.53

\\AVOCADRO\ORGANICS\organic\svoa\E4.i\050524R.B\E4C6526R.D



1E  
PESTICIDE ORGANICS ANALYSIS DATA SHEET

EPA SAMPLE NO.

P4ELCS

Lab Name: MITKEM CORPORATION Contract: \_\_\_\_\_

Lab Code: MITKEM Case No.: \_\_\_\_\_ SAS No.: \_\_\_\_\_ SDG No.: D0523

Matrix: (soil/water) SOIL Lab Sample ID: LCS-18108

Sample wt/vol: 30.0(g/mL) G Lab File ID: E4C6523F

% Moisture: 0 Decanted: (Y/N) N Date Received: \_\_\_\_\_

Extraction: (Type) SONC Date Extracted: 05/13/05

Concentrated Extract Volume: 5000(uL) Date Analyzed: 05/26/05

Injection Volume: 1.0(uL) Dilution Factor: 1.0

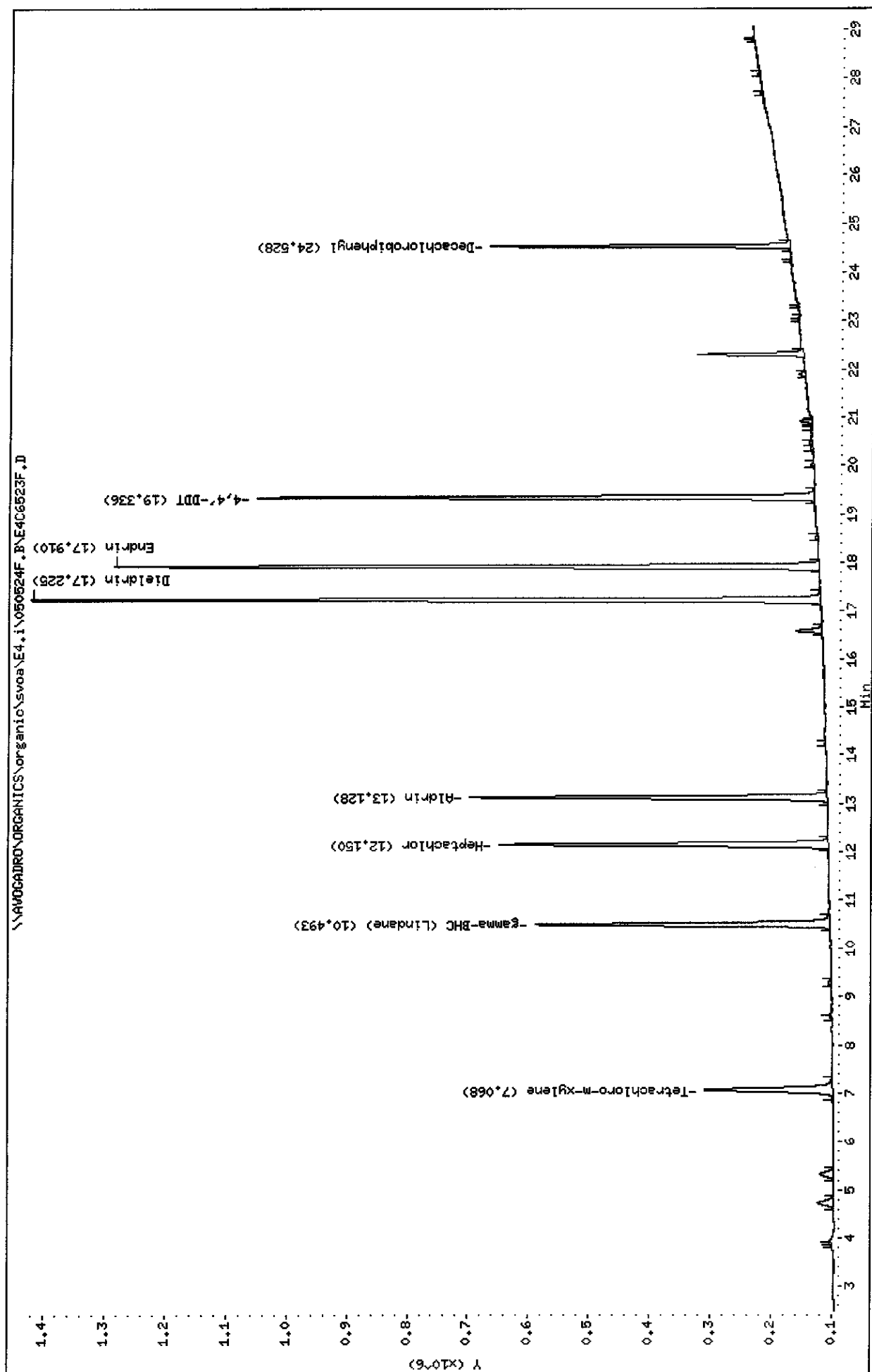
GPC Cleanup: (Y/N) Y pH: \_\_\_\_\_ Sulfur Cleanup: (Y/N) Y

CONCENTRATION UNITS:  
(ug/L or ug/Kg) UG/KG Q

CAS NO.	COMPOUND		
319-84-6	alpha-BHC	1.7	U
319-85-7	beta-BHC	1.7	U
319-86-8	delta-BHC	1.7	U
58-89-9	gamma-BHC (Lindane)	11	
76-44-8	Heptachlor	12	
309-00-2	Aldrin	14	
1024-57-3	Heptachlor epoxide	1.7	U
959-98-8	Endosulfan I	1.7	U
60-57-1	Dieldrin	26	
72-55-9	4,4'-DDE	3.3	U
72-20-8	Endrin	28	
33213-65-9	Endosulfan II	3.3	U
72-54-8	4,4'-DDD	3.3	U
1031-07-8	Endosulfan sulfate	3.3	U
50-29-3	4,4'-DDT	24	
72-43-5	Methoxychlor	17	U
53494-70-5	Endrin ketone	3.3	U
7421-93-4	Endrin aldehyde	3.3	U
5103-71-9	alpha-Chlordane	1.7	U
5103-74-2	gamma-Chlordane	1.7	U
8001-35-2	Toxaphene	170	U
12674-11-2	Aroclor-1016	33	U
11104-28-2	Aroclor-1221	67	U
11141-16-5	Aroclor-1232	33	U
53469-21-9	Aroclor-1242	33	U
12672-29-6	Aroclor-1248	33	U
11097-69-1	Aroclor-1254	33	U
11096-82-5	Aroclor-1260	33	U

Data File: \\AVOCADRO\ORGANICS\organic\svoa\E4.i\050524F.BAE4C6523F.D  
Date : 26-MAY-2005 10:03  
Client ID: P4ELCS  
Sample Info: LCS-18108,P4ELCS,18108,clp,sub,,  
Volume Injected (ul): 1.0  
Column phase: CLPPest

Instrument: E4.i  
Operator: SRC: LIMS  
Column diameter: 0.53



Data File: \\AVOGADRO\ORGANICS\organic\svoa\E4.i\050524R.B\E4C6523R.D

Date : 26-MAY-2005 10:03

Client ID: P4ELCS

Sample Info: LCS-18108.P4ELCS.18108.cip.sub,,

Volume Injected (ul): 1.0

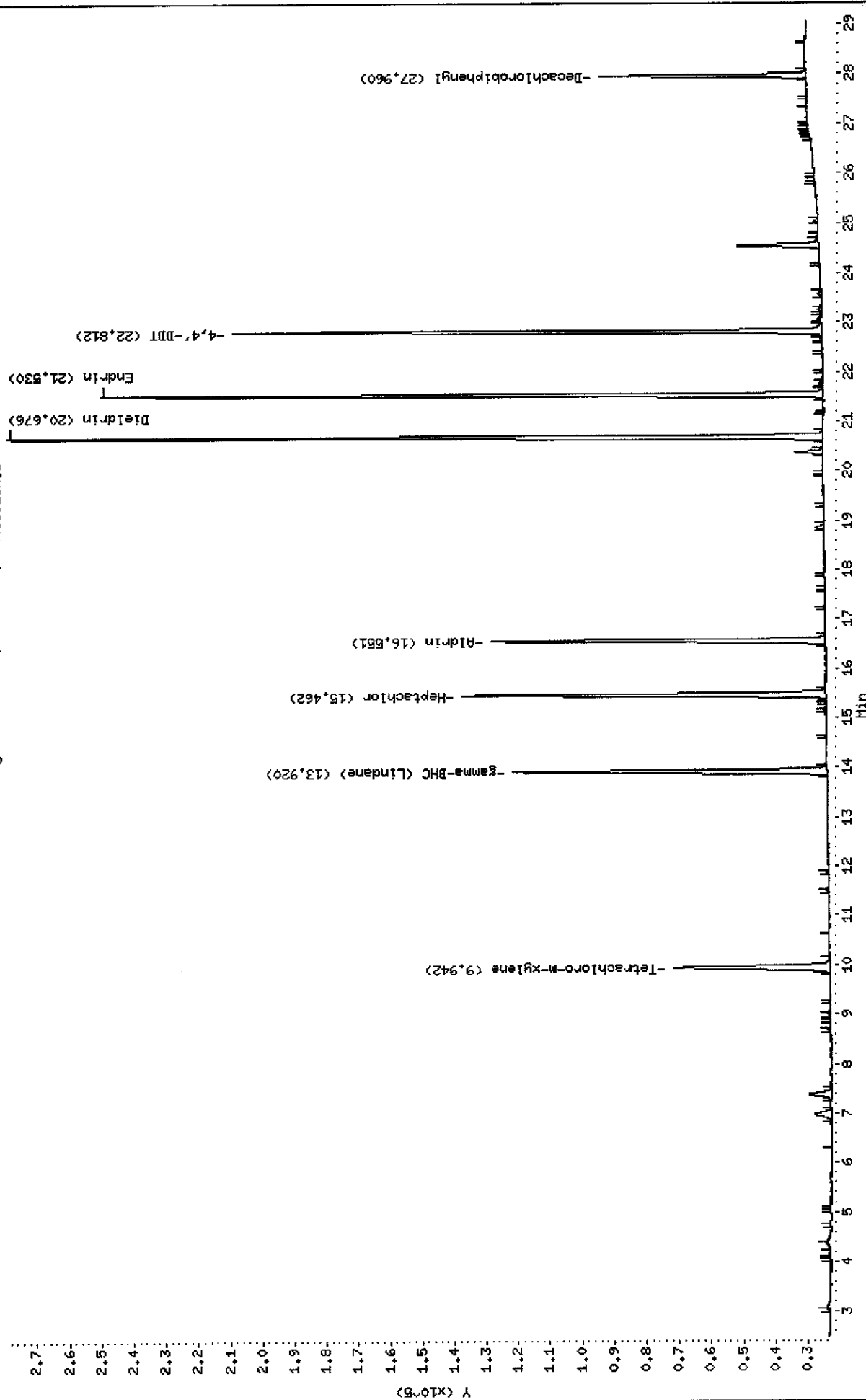
Column phase: CLPPESTII

Instrument: E4.i

Operator: SRC: LIMS

Column diameter: 0.53

\\AVOGADRO\ORGANICS\organic\svoa\E4.i\050524R.B\E4C6523R.D



Data File: E4C6523F.D  
Report Date: 27-May-2005 14:20

Mitkem Corporation

NYASP Pesticide Quantitation Report

Data file : \\AVOGADRO\ORGANICS\organic\svoa\E4.i\050524F.B\E4C6523F.D  
Lab Smp Id: LCS-18108 Client Smp ID: P4ELCS  
Inj Date : 26-MAY-2005 10:03  
Operator : SRC: LIMS Inst ID: E4.i  
Smp Info : LCS-18108,P4ELCS,18108,clp.sub,,  
Misc Info :  
Comment :  
Method : \\AVOGADRO\ORGANICS\organic\svoa\E4.i\050524F.B\clp-1262e4f.m  
Meth Date : 27-May-2005 10:50 mtl Quant Type: ESTD  
Cal Date : 05-MAY-2005 00:50 Cal File: E4C6445F.D  
Als bottle: 3 QC Sample: LCS  
Dil Factor: 1.00000  
Integrator: Falcon Compound Sublist: clp.sub  
Subtraction File: \\AVOGADRO\ORGANICS  
Target Version: 4.03 Sample Matrix: SOIL  
Processing Host: TARGET7

Concentration Formula:  $\text{Amt} * \text{DF} * \text{Uf} * \text{Vt} / (\text{Vi} * \text{Ws} * (100 - \text{M}) / 100)$

Name	Value	Description
DF	1.000	Dilution Factor
Uf	2.000	Correction factor
Vt	5000.000	Volume of final extract (uL) (1000 low, 2
Vi	1.000	Volume injected (uL)
Ws	30.000	Weight of sample extracted (g)
M	0.000	% Moisture

		CONCENTRATIONS				
		ON-COL	FINAL			
RT	EXP RT	DLT RT	RESPONSE ( ng)	(ug/Kg)	TARGET RANGE	RATIO
==	=====	=====	=====	=====	=====	=====
\$ 1	Tetrachloro-m-xylene				CAS #: 877-09-8	
7.07	7.07	0.000	1303182 0.02801	9.3		
\$ 2	Decachlorobiphenyl				CAS #: 2051-24-3	
24.5	24.5	0.000	1503762 0.03250	11		
4	gamma-BHC (Lindane)				CAS #: 58-89-9	
10.5	10.5	0.000	2301197 0.03296	11		
5	Heptachlor				CAS #: 76-44-8	
12.2	12.1	0.100	2480056 0.03637	12		

5/27/05

Data File: E4C6523F.D  
 Report Date: 27-May-2005 14:20

CONCENTRATIONS						
RT	EXP RT	DLT RT	ON-COL		FINAL	RATIO
			RESPONSE (	ng)		
==	=====	=====	=====	=====	=====	=====
6 Aldrin					CAS #: 309-00-2	
13.1	13.1	0.000	2568659	0.04107	14	
-----						
14 Dieldrin					CAS #: 60-57-1	
17.2	17.2	0.000	5194650	0.07831	26	
-----						
15 Endrin					CAS #: 72-20-8	
17.9	17.9	0.000	4685429	0.08510	28	
-----						
18 4,4'-DDT					CAS #: 50-29-3	
19.3	19.3	0.000	3439251	0.07269	24	
-----						

Data File: E4C6523R.D  
Report Date: 27-May-2005 14:23

Mitkem Corporation

NYASP Pesticide Quantitation Report

Data file : \\AVOGADRO\ORGANICS\organic\svoa\E4.i\050524R.B\E4C6523R.D  
Lab Smp Id: LCS-18108 Client Smp ID: P4ELCS  
Inj Date : 26-MAY-2005 10:03  
Operator : SRC: LIMS Inst ID: E4.i  
Smp Info : LCS-18108,P4ELCS,18108,clp.sub,,  
Misc Info :  
Comment :  
Method : \\AVOGADRO\ORGANICS\organic\svoa\E4.i\050524R.B\clp1262-e4r.m  
Meth Date : 27-May-2005 10:42 mtl Quant Type: ESTD  
Cal Date : 05-MAY-2005 00:50 Cal File: E4C6445R.D  
Als bottle: 3 QC Sample: LCS  
Dil Factor: 1.00000  
Integrator: Falcon Compound Sublist: clp.sub  
Subtraction File: \\AVOGADRO\ORGANICS  
Target Version: 4.03 Sample Matrix: SOIL  
Processing Host: TARGET7

Concentration Formula:  $\text{Amt} * \text{DF} * \text{Uf} * \text{Vt} / (\text{Vi} * \text{Ws} * (100 - \text{M}) / 100)$

Name	Value	Description
DF	1.000	Dilution Factor
Uf	2.000	Correction factor
Vt	5000.000	Volume of final extract (uL) (1000 low, 2
Vi	1.000	Volume injected (uL)
Ws	30.000	Weight of sample extracted (g)
M	0.000	% Moisture

CONCENTRATIONS						
			ON-COL	FINAL		
RT	EXP RT	DLT RT	RESPONSE ( ng)	(ug/Kg)	TARGET RANGE	RATIO
==	=====	=====	=====	=====	=====	=====
\$ 1	Tetrachloro-m-xylene		CAS #: 877-09-8			
9.94	9.94	0.000	247806 0.02754	9.2		
-----						
\$ 2	Decachlorobiphenyl		CAS #: 2051-24-3			
28.0	28.0	0.000	212744 0.03160	11		
-----						
4	gamma-BHC (Lindane)		CAS #: 58-89-9			
13.9	13.9	0.000	378805 0.03231	11		
-----						
5	Heptachlor		CAS #: 76-44-8			
15.5	15.5	0.000	456655 0.03641	12		
-----						

5/27/05

Data File: E4C6523R.D  
 Report Date: 27-May-2005 14:23

CONCENTRATIONS						
RT	EXP RT	DLT RT	RESPONSE (	ON-COL ng)	FINAL (ug/Kg)	TARGET RANGE RATIO
==	=====	=====	=====	=====	=====	=====
6 Aldrin						
					CAS #: 309-00-2	
16.6	16.5	0.100	409228	0.04126	14	
-----						
14 Dieldrin						
					CAS #: 60-57-1	
20.7	20.7	0.000	845940	0.08220	27	
-----						
15 Endrin						
					CAS #: 72-20-8	
21.5	21.5	0.000	725623	0.09196	31	
-----						
18 4,4'-DDT						
					CAS #: 50-29-3	
22.8	22.8	0.000	555578	0.07956	27	
-----						



COLUMN ID: S  
 Position #  
 Date

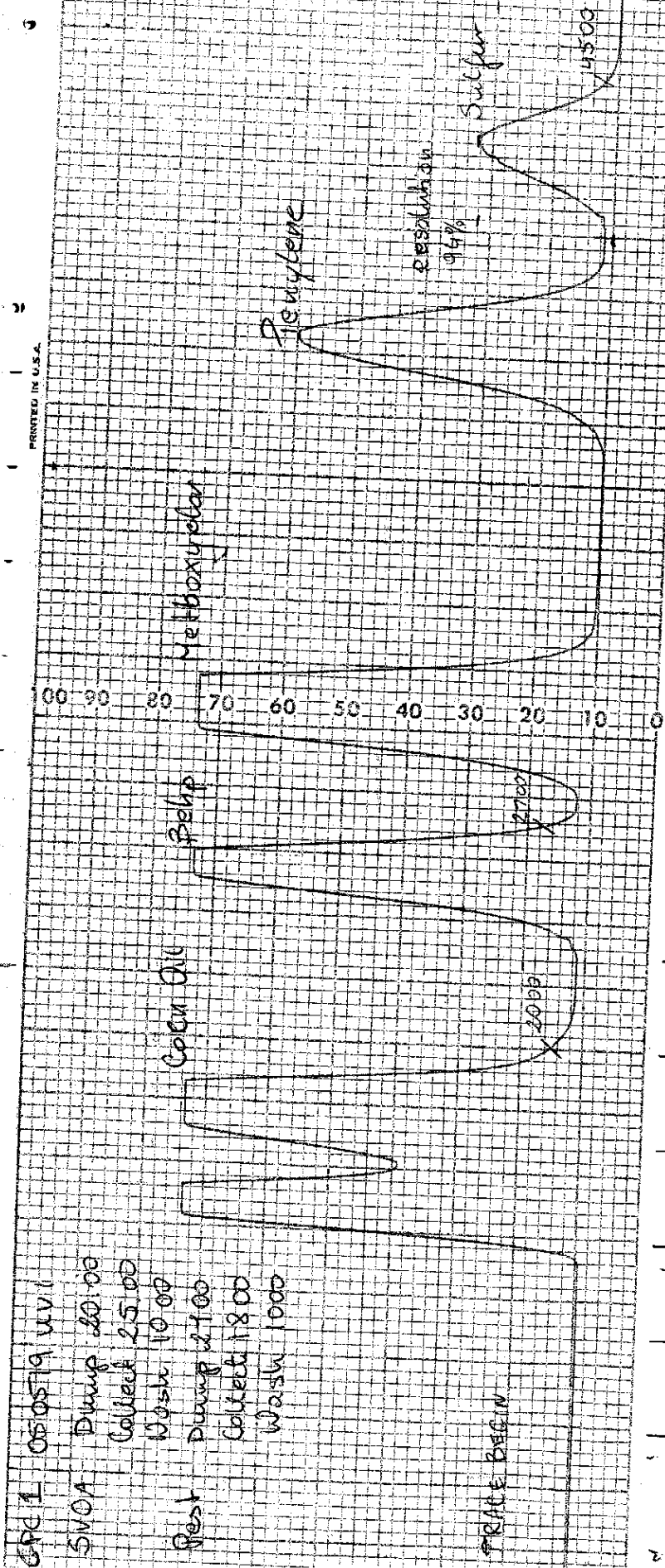
5-19-05  
 5-19-05

23	
22	
21	
20	
19	
18	
17	
16	
15	
14	
13	
12	
11	
10	
9	
8	
7	
6	
5	
4	
3	
2	
1	

Acceptance Criteria: C

Logbook ID 50.01 7.1

RE



GPC 1 050519 UV  
 SVOA  
 Pump 20.00  
 Collect 25.00  
 Wash 10.00  
 Rest  
 Pump 27.00  
 Collect 18.00  
 Wash 10.00

1	
2	
3	
4	
5	
6	
7	
8	
9	
10	
11	
12	
13	
14	
15	
16	
17	
18	
19	
20	
21	
22	
23	

Rate: 5.09 mL/min

PRINTED IN U.S.A.

ION VOLUME: 5.00

tents

Data File: \\AVOCADRO\ORGANICS\organic\svoa\E4.1\050524F.B\E4C6529F.D

Date : 26-MAY-2005 14:34

Client ID: GPC0519-PHS1

Sample Info: GPC0519-PHS1,,,gpo,sub,gpo,spk,


Volume Injected (ul): 1.0

Column phase: CLPPest

Instrument: E4.1

Operator: SRC:

Column diameter: 0.53



Data File: E4C6529F.D  
Report Date: 27-May-2005 14:56

Mitkem Corporation

NYASP Pesticide Quantitation Report

Data file : \\AVOGADRO\ORGANICS\organic\svoa\E4.i\050524F.B\E4C6529F.D  
Lab Smp Id: GPC0519-PMS1 Client Smp ID: GPC0519-PMS1  
Inj Date : 26-MAY-2005 14:34  
Operator : SRC: Inst ID: E4.i  
Smp Info : GPC0519-PMS1,,, gpc.sub, gpc.spk,  
Misc Info :  
Comment :  
Method : \\AVOGADRO\ORGANICS\organic\svoa\E4.i\050524F.B\clp-1262e4f.m  
Meth Date : 27-May-2005 10:50 mtl Quant Type: ESTD  
Cal Date : 05-MAY-2005 00:50 Cal File: E4C6445F.D  
Als bottle: 15 QC Sample: GPCCAL  
Dil Factor: 1.00000  
Integrator: Falcon Compound Sublist: gpc.sub  
Subtraction File: \\AVOGADRO\ORGANICS  
Target Version: 4.03 Sample Matrix: WATER  
Processing Host: TARGET7

Concentration Formula:  $\text{Amt} * \text{DF} * \text{Uf} * \text{Vt} / (\text{Vo} * \text{Vi})$

Name	Value	Description
DF	1.000	Dilution Factor
Uf	1.000	Correction factor
Vt	1000.000	Volume of final extract (uL)
Vo	1000.000	Volume of sample extracted (mL)
Vi	1.000	Volume injected (uL)

CONCENTRATIONS						
			ON-COL	FINAL		
RT	EXP RT	DLT RT	RESPONSE ( ng)	( ug/L)	TARGET RANGE	RATIO
==	=====	=====	=====	=====	=====	=====
4 gamma-BHC (Lindane) CAS #: 58-89-9						
10.5	10.5	0.000	3036472 0.04349	0.043		
5 Heptachlor CAS #: 76-44-8						
12.2	12.1	0.100	2949717 0.04325	0.043		
6 Aldrin CAS #: 309-00-2						
13.1	13.1	0.000	2909000 0.04652	0.047		
14 Dieldrin CAS #: 60-57-1						
17.2	17.2	0.000	5965590 0.08993	0.090		

5/24/05

Data File: E4C6529F.D  
 Report Date: 27-May-2005 14:56

CONCENTRATIONS						
		ON-COL		FINAL		
RT	EXP RT	DLT RT	RESPONSE (	ng)	( ug/L)	TARGET RANGE
==	=====	=====	=====	=====	=====	=====
15 Endrin			CAS #: 72-20-8			
17.9	17.9	0.000	5368999	0.09751	0.098	
-----						
18 4,4'-DDT			CAS #: 50-29-3			
19.3	19.3	0.000	4275177	0.09036	0.090	
-----						

Data File: \\AVOGADRO\ORGANICS\organic\svoa\E4.1\050524F.B\E4C6530F.D

Date : 26-MAY-2005 15:10

Client ID:

Instrument: E4.i

Sample Info: GPC0519-PB1,,,,,

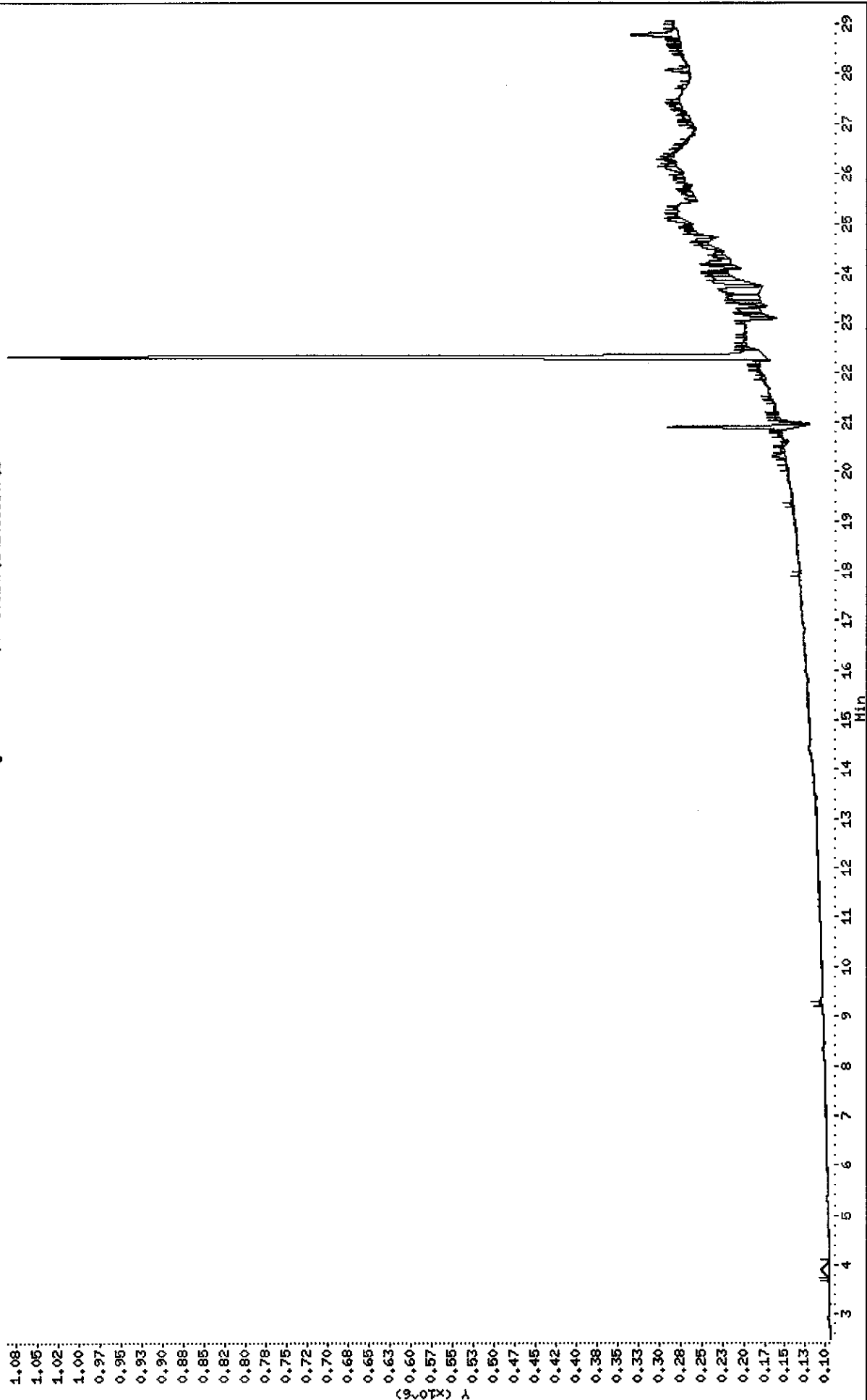
Volume Injected (uL): 1.0

Operator: SRC:

Column phase: CLPPest

Column diameter: 0.53

\\AVOGADRO\ORGANICS\organic\svoa\E4.1\050524F.B\E4C6530F.D



Data File: E4C6530F.D  
Report Date: 27-May-2005 14:56

Mitkem Corporation

NYASP Pesticide Quantitation Report

Data file : \\AVOGADRO\ORGANICS\organic\svoa\E4.i\050524F.B\E4C6530F.D  
Lab Smp Id: GPC0519-PB1  
Inj Date : 26-MAY-2005 15:10  
Operator : SRC: Inst ID: E4.i  
Smp Info : GPC0519-PB1,,,,,  
Misc Info :  
Comment :  
Method : \\AVOGADRO\ORGANICS\organic\svoa\E4.i\050524F.B\clp-1262e4f.m  
Meth Date : 27-May-2005 10:50 mtl Quant Type: ESTD  
Cal Date : 05-MAY-2005 00:50 Cal File: E4C6445F.D  
Als bottle: 16  
Dil Factor: 1.00000  
Integrator: Falcon Compound Sublist: CLP.sub  
Subtraction File: \\AVOGADRO\ORGANICS  
Target Version: 4.03 Sample Matrix: WATER

Concentration Formula:  $\text{Amt} * \text{DF} * \text{Uf} * \text{Vt} / (\text{Vo} * \text{Vi})$

Name	Value	Description
DF	1.000	Dilution Factor
Uf	1.000	Correction factor
Vt	10000.000	Volume of final extract (uL)
Vo	1000.000	Volume of sample extracted (mL)
Vi	1.000	Volume injected (uL)

CONCENTRATIONS						
		ON-COL	FINAL			
RT	EXP RT	DLT RT	RESPONSE ( ng)	( ug/L)	TARGET RANGE	RATIO
==	=====	=====	=====	=====	=====	=====

5/27/05

Data File: \\AVOCADRO\ORGANICS\organic\svoa\E4.i\080524F.B\E4C6531F.D

Date : 26-MAY-2005 15:47

Client ID:

Sample Info: GPC0519-AROC1, , , , ,

Volume Injected (uL): 1.0

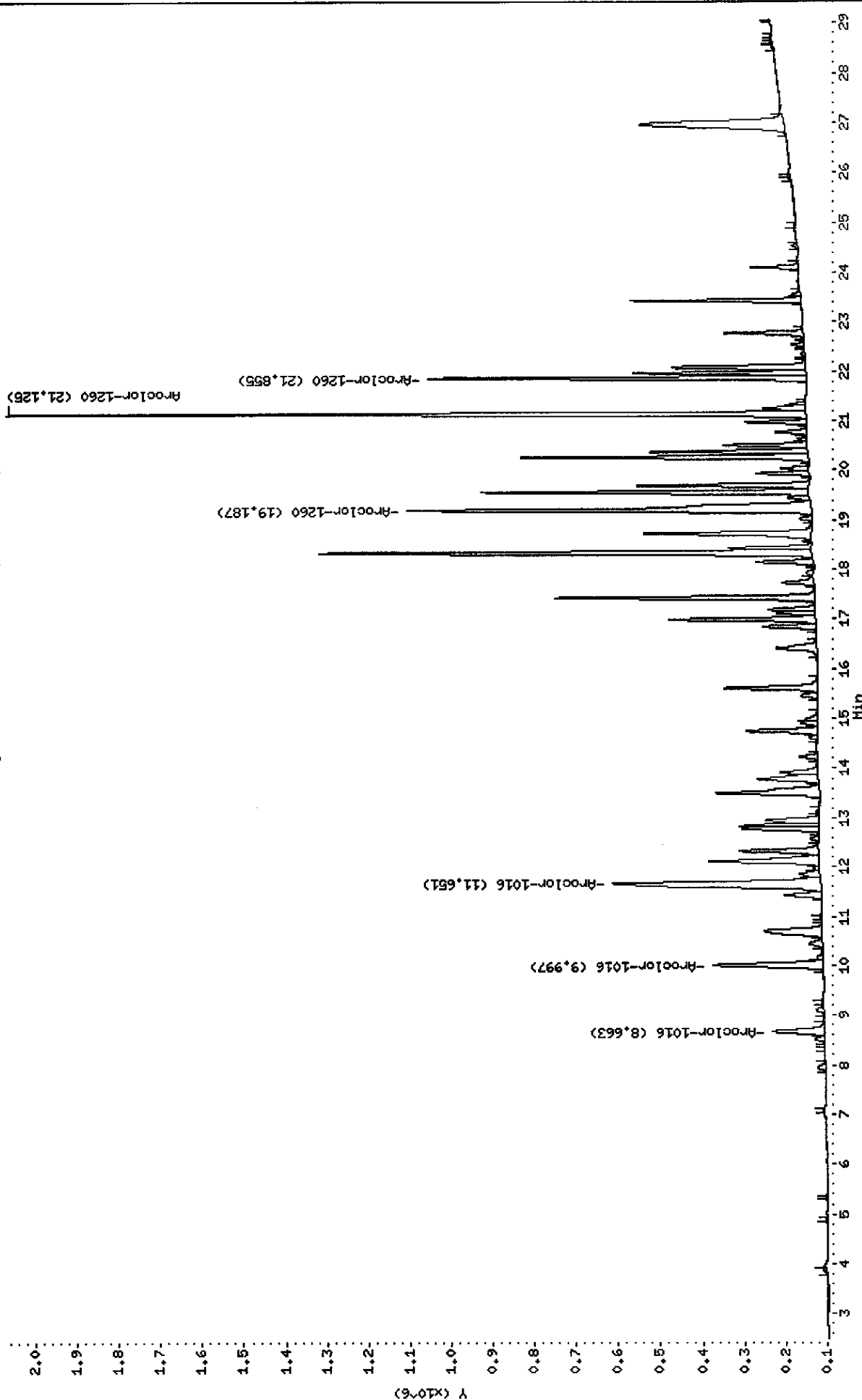
Column phase: CLPPest

Instrument: E4.i

Operator: SRC:

Column diameter: 0.53

\\AVOCADRO\ORGANICS\organic\svoa\E4.i\080524F.B\E4C6531F.D



Data File: E4C6531F.D  
Report Date: 27-May-2005 14:56

Mitkem Corporation

NYASP Pesticide Quantitation Report

Data file : \\AVOGADRO\ORGANICS\organic\svoa\E4.i\050524F.B\E4C6531F.D  
Lab Smp Id: GPC0519-AROC1  
Inj Date : 26-MAY-2005 15:47  
Operator : SRC: Inst ID: E4.i  
Smp Info : GPC0519-AROC1,,,,,  
Misc Info :  
Comment :  
Method : \\AVOGADRO\ORGANICS\organic\svoa\E4.i\050524F.B\clp-1262e4f.m  
Meth Date : 27-May-2005 10:50 mtl Quant Type: ESTD  
Cal Date : 05-MAY-2005 00:50 Cal File: E4C6445F.D  
Als bottle: 17  
Dil Factor: 1.00000  
Integrator: Falcon Compound Sublist: ar1660.sub  
Subtraction File: \\AVOGADRO\ORGANICS  
Target Version: 4.03 Sample Matrix: WATER  
Processing Host: TARGET4

Concentration Formula:  $\text{Amt} * \text{DF} * \text{Uf} * \text{Vt} / (\text{Vo} * \text{Vi})$

Name	Value	Description
DF	1.000	Dilution Factor
Uf	1.000	Correction factor
Vt	10000.000	Volume of final extract (uL)
Vo	1000.000	Volume of sample extracted (mL)
Vi	1.000	Volume injected (uL)

CONCENTRATIONS

RT	EXP RT	DLT RT	ON-COL	FINAL	TARGET RANGE	RATIO
RESPONSE ( ng)	( ug/L)					
==	=====	=====	=====	=====	=====	=====

23 Aroclor-1016				CAS #: 12674-11-2		
8.66	8.67	-0.010	750714 1.14177	11	80.00- 120.00	100.00
10.0	10.0	0.000	1574455 1.05551	11	206.87- 246.87	209.73
11.7	11.7	0.000	3757424 1.21462	12	450.49- 490.49	500.51
Average of Peak Concentrations =				11		

29 Aroclor-1260				CAS #: 11096-82-5		
19.2	19.2	0.000	5469645 1.12472	11	80.00- 120.00	100.00
21.1	21.1	0.000	6833523 1.18660	12	98.42- 138.42	124.94
21.9	21.9	0.000	3176203 1.15797	12	36.40- 76.40	58.07
Average of Peak Concentrations =				12		

5/27/05



Data File: \\AVOGADRO\ORGANICS\organic\svoa\E4.1\050524F.B\E4C6526F.D

Date : 26-MAY-2005 11:52

Client ID: INDAMCH

Sample Info: INDAMCH,INDAMCH,,inda.sub,,

Volume Injected (uL): 1.0


Column phase: CLPPest

Instrument: E4.1

Operator: SRC:

Column diameter: 0.53

\\AVOGADRO\ORGANICS\organic\svoa\E4.1\050524F.B\E4C6526F.D



Data File: \\AVOCADRO\ORGANICS\organic\svoa\E4.i\050524R.B\E4C6526R.D

Date : 26-MAY-2005 11:52

Client ID: INDAMCH

Sample Info: INDAMCH,INDAMCH,,inda.sub,,

Volume Injected (uL): 1.0


Column phase: CLPPESTII

Instrument: E4.i

Operator: SRC:

Column diameter: 0.53

\\AVOCADRO\ORGANICS\organic\svoa\E4.i\050524R.B\E4C6526R.D



Data File: E4C6526F.D  
Report Date: 27-May-2005 14:59

# Mitkem Corporation

## NYASP Pesticide Quantitation Report

Data file : \\AVOGADRO\ORGANICS\organic\svoa\E4.i\050524F.B\E4C6526F.D  
Lab Smp Id: INDAMCH Client Smp ID: INDAMCH  
Inj Date : 26-MAY-2005 11:52  
Operator : SRC: Inst ID: E4.i  
Smp Info : INDAMCH, INDAMCH,, inda.sub,,  
Misc Info :  
Comment :  
Method : \\AVOGADRO\ORGANICS\organic\svoa\E4.i\050524F.B\clp-1262e4f.m  
Meth Date : 27-May-2005 10:50 mtl Quant Type: ESTD  
Cal Date : 05-MAY-2005 00:50 Cal File: E4C6445F.D  
Als bottle: 12 Continuing Calibration Sample  
Dil Factor: 1.00000  
Integrator: Falcon Compound Sublist: inda.sub  
Subtraction File: \\AVOGADRO\ORGANICS  
Target Version: 4.03 Sample Matrix: WATER  
Processing Host: TARGET4

Concentration Formula:  $\text{Amt} * \text{DF} * \text{Uf} * \text{Vt} / (\text{Vo} * \text{Vi})$

Name	Value	Description
DF	1.000	Dilution Factor
Uf	1.000	Correction factor
Vt	10000.000	Volume of final extract (uL)
Vo	1000.000	Volume of sample extracted (mL)
Vi	1.000	Volume injected (uL)

## AMOUNTS

RT	EXP RT	DLT RT	RESPONSE ( ng)	CAL-AMT ( ng)	ON-COL ( ng)	TARGET RANGE	RATIO
\$ 1							
7.06	7.07	-0.010	946209	0.02000	0.020		(a)
3							
9.30	9.30	0.000	1557291	0.02000	0.021		(a)
4							
10.5	10.5	0.000	1422895	0.02000	0.020		(a)
5							
12.1	12.1	0.000	1367708	0.02000	0.020		(a)

5/23/05

Data File: E4C6526F.D  
 Report Date: 27-May-2005 14:59

AMOUNTS						
RT	EXP RT	DLT RT	CAL-AMT	ON-COL	TARGET RANGE	RATIO
==	=====	=====	RESPONSE ( ng)	( ng)	=====	=====
10 Endosulfan I			CAS #: 959-98-8			
16.4	16.4	0.000	1285475 0.02000	0.022		(a)
-----						
14 Dieldrin			CAS #: 60-57-1			
17.2	17.2	0.000	2761260 0.04000	0.042		(a)
-----						
15 Endrin			CAS #: 72-20-8			
17.9	17.9	0.000	2242440 0.04000	0.041		(a)
-----						
16 4,4'-DDD			CAS #: 72-54-8			
18.5	18.5	0.000	2007791 0.04000	0.041		(a)
-----						
18 4,4'-DDT			CAS #: 50-29-3			
19.3	19.3	0.000	1847503 0.04000	0.039		(a)
-----						
21 Methoxychlor			CAS #: 72-43-5			
20.9	20.9	0.000	4150958 0.20000	0.19		(a)
-----						
\$ 2 Decachlorobiphenyl			CAS #: 2051-24-3			
24.5	24.5	0.000	1916405 0.04000	0.041		(a)
-----						

#### QC Flag Legend

a - Target compound detected but, quantitated amount  
 Below Limit Of Quantitation(BLOQ).

Data File: E4C6526R.D  
Report Date: 27-May-2005 14:59

Mitkem Corporation

NYASP Pesticide Quantitation Report

Data file : \\AVOGADRO\ORGANICS\organic\svoa\E4.i\050524R.B\E4C6526R.D  
Lab Smp Id: INDAMCH Client Smp ID: INDAMCH  
Inj Date : 26-MAY-2005 11:52  
Operator : SRC: Inst ID: E4.i  
Smp Info : INDAMCH, INDAMCH, , inda.sub, ,  
Misc Info :  
Comment :  
Method : \\AVOGADRO\ORGANICS\organic\svoa\E4.i\050524R.B\clp1262-e4r.m  
Meth Date : 27-May-2005 10:42 mtl Quant Type: ESTD  
Cal Date : 05-MAY-2005 00:50 Cal File: E4C6445R.D  
Als bottle: 12 Continuing Calibration Sample  
Dil Factor: 1.00000  
Integrator: Falcon Compound Sublist: inda.sub  
Subtraction File: \\AVOGADRO\ORGANICS  
Target Version: 4.03 Sample Matrix: WATER  
Processing Host: TARGET4

Concentration Formula:  $\text{Amt} * \text{DF} * \text{Uf} * \text{Vt} / (\text{Vo} * \text{Vi})$

Name	Value	Description
DF	1.000	Dilution Factor
Uf	1.000	Correction factor
Vt	10000.000	Volume of final extract (uL)
Vo	1000.000	Volume of sample extracted (mL)
Vi	1.000	Volume injected (uL)

AMOUNTS						
			CAL-AMT	ON-COL		
RT	EXP RT	DLT RT	RESPONSE ( ng)	( ng)	TARGET RANGE	RATIO
==	=====	=====	=====	=====	=====	=====
\$ 1	Tetrachloro-m-xylene		CAS #: 877-09-8			
9.94	9.94	0.000	183374 0.02000	0.020		(a)
-----						
3	alpha-BHC		CAS #: 319-84-6			
12.5	12.5	0.000	258740 0.02000	0.021		(a)
-----						
4	gamma-BHC (Lindane)		CAS #: 58-89-9			
13.9	13.9	0.000	236001 0.02000	0.020		(a)
-----						
5	Heptachlor		CAS #: 76-44-8			
15.5	15.5	0.000	256654 0.02000	0.020		(a)
-----						

5/27/05

Data File: E4C6526R.D  
Report Date: 27-May-2005 14:59

AMOUNTS						
RT	EXP RT	DLT RT	CAL-AMT	ON-COL	TARGET RANGE	RATIO
==	=====	=====	RESPONSE ( ng)	( ng)	=====	=====
10 Endosulfan I			CAS #: 959-98-8			
19.8	19.8	0.000	219402 0.02000	0.022		(a)
-----						
14 Dieldrin			CAS #: 60-57-1			
20.7	20.7	0.000	455991 0.04000	0.044		(a)
-----						
15 Endrin			CAS #: 72-20-8			
21.5	21.5	0.000	337054 0.04000	0.043		(a)
-----						
16 4,4'-DDD			CAS #: 72-54-8			
22.0	22.0	0.000	273293 0.04000	0.043		(a)
-----						
18 4,4'-DDT			CAS #: 50-29-3			
22.8	22.8	0.000	294270 0.04000	0.042		(a)
-----						
21 Methoxychlor			CAS #: 72-43-5			
24.6	24.6	0.000	690471 0.20000	0.20		(a)
-----						
\$ 2 Decachlorobiphenyl			CAS #: 2051-24-3			
28.0	28.0	0.000	275464 0.04000	0.041		(a)
-----						

#### QC Flag Legend

a - Target compound detected but, quantitated amount  
Below Limit Of Quantitation(BLOQ).

Data File: \\AVOGADRO\ORGANICS\organic\svoa\E4.1\050524F.B\E4C6528F.D

Date : 26-MAY-2005 13:48

Client ID: INDBMCH

Sample Info: INDBMCH,INDBMCH,,indb.sub,,


Volume Injected (uL): 1.0

Column phase: CLPPest

Instrument: E4.1

Operator: SRC:

Column diameter: 0.53



Data File: \\AVOGADRO\ORGANICS\organic\svoa\E4.1\050524R.B\E4C6528R.D

Date : 26-MAY-2005 13:48

Client ID: INDBMCH

Sample Info: INDBMCH,INDBMCH,,indb.sub,,

Volume Injected (ul): 1.0


Column phase: CLPESTII

Instrument: E4.1

Operator: SRC:

Column diameter: 0.53

\\AVOGADRO\ORGANICS\organic\svoa\E4.1\050524R.B\E4C6528R.D





Data File: E4C6528F.D  
Report Date: 27-May-2005 15:00

Mitkem Corporation

NYASP Pesticide Quantitation Report

Data file : \\AVOGADRO\ORGANICS\organic\svoa\E4.i\050524F.B\E4C6528F.D  
Lab Smp Id: INDBMCH Client Smp ID: INDBMCH  
Inj Date : 26-MAY-2005 13:48  
Operator : SRC: Inst ID: E4.i  
Smp Info : INDBMCH, INDBMCH,, indb.sub,,  
Misc Info : 2,,,1  
Comment :  
Method : \\AVOGADRO\ORGANICS\organic\svoa\E4.i\050524F.B\clp-1262e4f.m  
Meth Date : 27-May-2005 10:50 mtl Quant Type: ESTD  
Cal Date : 05-MAY-2005 00:50 Cal File: E4C6445F.D  
Als bottle: 14 Continuing Calibration Sample  
Dil Factor: 1.00000  
Integrator: Falcon Compound Sublist: indb.sub  
Subtraction File: \\AVOGADRO\ORGANICS  
Target Version: 4.03 Sample Matrix: WATER  
Processing Host: TARGET4

Concentration Formula:  $\text{Amt} * \text{DF} * \text{Uf} * \text{Vt} / (\text{Vo} * \text{Vi})$

Name	Value	Description
DF	1.000	Dilution Factor
Uf	1.000	Correction factor
Vt	10000.000	Volume of final extract (uL)
Vo	1000.000	Volume of sample extracted (mL)
Vi	1.000	Volume injected (uL)

AMOUNTS						
			CAL-AMT	ON-COL		
RT	EXP RT	DLT RT	RESPONSE ( ng)	( ng)	TARGET RANGE	RATIO
==	=====	=====	=====	=====	=====	=====
\$ 1	Tetrachloro-m-xylene		CAS #: 877-09-8			
7.08	7.07	0.010	900299 0.02000	0.019		(a)
-----						
6	Aldrin		CAS #: 309-00-2			
13.1	13.1	0.000	1316043 0.02000	0.021		(a)
-----						
7	beta-BHC		CAS #: 319-85-7			
11.0	10.9	0.100	557060 0.02000	0.022		(a)
-----						
8	delta-BHC		CAS #: 319-86-8			
11.5	11.5	0.000	1156014 0.02000	0.020		(a)
-----						

5/10/05

AMOUNTS						
RT	EXP RT	DLT RT	CAL-AMT	ON-COL	TARGET RANGE	RATIO
==	=====	=====	RESPONSE ( ng)	( ng)	=====	=====
9 Heptachlor epoxide						
15.2	15.2	0.000	1255060 0.02000	0.021		(a)
CAS #: 1024-57-3						
-----						
11 gamma-Chlordane						
15.6	15.6	0.000	1317152 0.02000	0.021		(a)
CAS #: 5103-74-2						
-----						
12 alpha-Chlordane						
16.1	16.1	0.000	1209191 0.02000	0.021		(a)
CAS #: 5103-71-9						
-----						
13 4,4'-DDE						
16.6	16.6	0.000	2380104 0.04000	0.041		(a)
CAS #: 72-55-9						
-----						
17 Endosulfan II						
18.7	18.7	0.000	2128229 0.04000	0.041		(a)
CAS #: 33213-65-9						
-----						
19 Endrin aldehyde						
20.0	20.0	0.000	1537420 0.04000	0.040		(a)
CAS #: 7421-93-4						
-----						
20 Endosulfan sulfate						
21.2	21.2	0.000	1602536 0.04000	0.044		(a)
CAS #: 1031-07-8						
-----						
22 Endrin ketone						
21.9	21.9	0.000	1503299 0.04000	0.042		(a)
CAS #: 53494-70-5						
-----						
\$ 2 Decachlorobiphenyl						
24.5	24.5	0.000	1752213 0.04000	0.038		(a)
CAS #: 2051-24-3						
-----						

#### QC Flag Legend

a - Target compound detected but, quantitated amount  
Below Limit Of Quantitation(BLOQ).

Data File: E4C6528R.D  
Report Date: 27-May-2005 14:59

Mitkem Corporation

NYASP Pesticide Quantitation Report

Data file : \\AVOGADRO\ORGANICS\organic\svoa\E4.i\050524R.B\E4C6528R.D  
Lab Smp Id: INDBMCH Client Smp ID: INDBMCH  
Inj Date : 26-MAY-2005 13:48  
Operator : SRC: Inst ID: E4.i  
Smp Info : INDBMCH, INDBMCH, indb.sub,,  
Misc Info : 2,,,1  
Comment :  
Method : \\AVOGADRO\ORGANICS\organic\svoa\E4.i\050524R.B\clp1262-e4r.m  
Meth Date : 27-May-2005 10:42 mtl Quant Type: ESTD  
Cal Date : 05-MAY-2005 00:50 Cal File: E4C6445R.D  
Als bottle: 14 Continuing Calibration Sample  
Dil Factor: 1.00000  
Integrator: Falcon Compound Sublist: indb.sub  
Subtraction File: \\AVOGADRO\ORGANICS  
Target Version: 4.03 Sample Matrix: WATER  
Processing Host: TARGET4

Concentration Formula:  $\text{Amt} * \text{DF} * \text{Uf} * \text{Vt} / (\text{Vo} * \text{Vi})$

Name	Value	Description
DF	1.000	Dilution Factor
Uf	1.000	Correction factor
Vt	10000.000	Volume of final extract (uL)
Vo	1000.000	Volume of sample extracted (mL)
Vi	1.000	Volume injected (uL)

AMOUNTS						
			CAL-AMT	ON-COL		
RT	EXP RT	DLT RT	RESPONSE ( ng)	( ng)	TARGET RANGE	RATIO
==	=====	=====	=====	=====	=====	=====
\$ 1 Tetrachloro-m-xylene CAS #: 877-09-8						
9.94	9.94	0.000	170240 0.02000	0.019		(a)
-----						
6 Aldrin CAS #: 309-00-2						
16.5	16.5	0.000	206969 0.02000	0.021		(a)
-----						
7 beta-BHC CAS #: 319-85-7						
14.3	14.3	0.000	106635 0.02000	0.020		(a)
-----						
8 delta-BHC CAS #: 319-86-8						
15.4	15.4	0.000	201474 0.02000	0.020		(a)
-----						

5/12/05

AMOUNTS						
RT	EXP RT	DLT RT	CAL-AMT	ON-COL	TARGET RANGE	RATIO
==	=====	=====	RESPONSE ( ng)	( ng)	=====	=====
9 Heptachlor epoxide						
18.6	18.6	0.000	209125 0.02000	0.021		(a)
CAS #: 1024-57-3						
-----						
11 gamma-Chlordane						
19.2	19.2	0.000	213361 0.02000	0.021		(a)
CAS #: 5103-74-2						
-----						
12 alpha-Chlordane						
19.7	19.7	0.000	204677 0.02000	0.021		(a)
CAS #: 5103-71-9						
-----						
13 4,4'-DDE						
20.4	20.4	0.000	376644 0.04000	0.043		(a)
CAS #: 72-55-9						
-----						
17 Endosulfan II						
22.1	22.1	0.000	305326 0.04000	0.042		(a)
CAS #: 33213-65-9						
-----						
19 Endrin aldehyde						
23.0	23.0	0.000	221683 0.04000	0.041		(a)
CAS #: 7421-93-4						
-----						
20 Endosulfan sulfate						
23.8	23.7	0.100	219459 0.04000	0.050		(a)
CAS #: 1031-07-8						
-----						
22 Endrin ketone						
25.0	25.0	0.000	198457 0.04000	0.048		(a)
CAS #: 53494-70-5						
-----						
\$ 2 Decachlorobiphenyl						
28.0	28.0	0.000	254538 0.04000	0.038		(a)
CAS #: 2051-24-3						
-----						

#### QC Flag Legend

a - Target compound detected but, quantitated amount  
Below Limit Of Quantitation(BLOQ).

Data File: \\AVOCADRO\ORGANICS\organic\svoa\FLORISIL\AMFLX-4B\E1E8519F.D

Date : 05-JAN-2005 14:37

Client ID: AMFLX-4B

Sample Info: AMFLX-4B,,,,,


Volume Injected (uL): 1.0

Column Phase: CLPestII

Instrument: E4.i

Operator: GHL

Column diameter: 0.53



Data File: E1E8519F.D  
Report Date: 10-Jan-2005 16:34

Mitkem Corporation

NYASP Pesticide Quantitation Report

Data file : \\AVOGADRO\ORGANICS\organic\svoa\FLORISIL\AMFLX-4B\E1E8519F.D  
Lab Smp Id: AMFLX-4B Client Smp ID: AMFLX-4B  
Inj Date : 05-JAN-2005 14:37  
Operator : GML Inst ID: E4.i  
Smp Info : AMFLX-4B, , , , ,  
Misc Info :  
Comment :  
Method : \\AVOGADRO\ORGANICS\organic\svoa\FLORISIL\AMFLX-4B\CLPFLO-F.m  
Meth Date : 05-Jan-2005 18:10 mtl Quant Type: ESTD  
Cal Date : 05-JAN-2005 13:34 Cal File: E1E8518F.D  
Als bottle: 4 QC Sample: FLORISIL  
Dil Factor: 1.00000  
Integrator: Falcon Compound Sublist: florisil.sub  
Subtraction File: \\AVOGADRO\ORGANICS  
Target Version: 4.03 Sample Matrix: WATER  
Processing Host: TARGET9

Concentration Formula:  $\text{Amt} * \text{DF} * \text{Uf} * \text{Vt} / (\text{Vo} * \text{Vi})$

Name	Value	Description
DF	1.000	Dilution Factor
Uf	1.000	Correction factor
Vt	1000.000	Volume of final extract (uL)
Vo	1000.000	Volume of sample extracted (mL)
Vi	1.000	Volume injected (uL)

CONCENTRATIONS

RT	EXP RT	DLT RT	ON-COL	FINAL	RESPONSE ( ng)	( ug/L)	TARGET RANGE	RATIO
\$ 1								
5.43	5.41	0.020	14633	0.00996	0.0100			
3								
7.42	7.40	0.020	13414	0.00874	0.0087			
4								
8.65	8.63	0.020	13892	0.00897	0.0090			
5								
10.5	10.5	0.000	16292	0.00963	0.0096			

Data File: E1E8519F.D  
 Report Date: 10-Jan-2005 16:34

CONCENTRATIONS						
			ON-COL		FINAL	
RT	EXP RT	DLT RT	RESPONSE (	ng)	( ug/L)	TARGET RANGE
==	=====	=====	=====	=====	=====	=====
10 Endosulfan I			CAS #: 959-98-8			
16.0	16.0	0.000	15813	0.00986	0.0099	
-----						
14 Dieldrin			CAS #: 60-57-1			
17.1	17.1	0.000	28471	0.01864	0.019	
-----						
15 Endrin			CAS #: 72-20-8			
18.0	18.0	0.000	22886	0.01945	0.019	
-----						
16 4,4'-DDD			CAS #: 72-54-8			
18.9	18.8	0.100	16716	0.01892	0.019	
-----						
18 4,4'-DDT			CAS #: 50-29-3			
20.1	20.0	0.100	22998	0.01858	0.019	
-----						
21 Methoxychlor			CAS #: 72-43-5			
22.5	22.5	0.000	49775	0.10278	0.10	
-----						
\$ 2 Decachlorobiphenyl			CAS #: 2051-24-3			
28.8	28.8	0.000	48951	0.02165	0.022	
-----						

*sz 01/10/05*

Data File: \\AVOCADRO\ORGANICS\organic\svoa\FLORISIL\AMFLX-4B\E1E8518F.D

Date : 05-JAN-2005 13:34

Client ID: 4

Sample Info: 2,4,5-TCP,,,,,

Volume Injected (uL): 1.0

Column phase: CLPestII

Instrument: E4.i

Operator: GHL

Column diameter: 0.53

\\AVOCADRO\ORGANICS\organic\svoa\FLORISIL\AMFLX-4B\E1E8518F.D

2,4,5-TrichlorophenoI (2.753)

2.0

1.9

1.8

1.7

1.6

1.5

1.4

1.3

1.2

1.1

1.0

0.9

0.8

0.7

0.6

0.5

0.4

0.3

0.2

0.1

2

(9.01X) A

Min

38

36

34

32

30

28

26

24

22

20

18

16

14

12

10

8

6

4



Data File: E1E8518F.D  
Report Date: 10-Jan-2005 16:34

Mitkem Corporation

NYASP Pesticide Quantitation Report

Data file : \\AVOGADRO\ORGANICS\organic\svoa\FLORISIL\AMFLX-4B\E1E8518F.D  
Lab Smp Id: 2 Client Smp ID: 4  
Inj Date : 05-JAN-2005 13:34  
Operator : GML Inst ID: E4.i  
Smp Info : 2,4,5-TCP,,,,,  
Misc Info : 2,,,1  
Comment :  
Method : \\AVOGADRO\ORGANICS\organic\svoa\FLORISIL\AMFLX-4B\CLPFLO-F.m  
Meth Date : 05-Jan-2005 18:10 mtl Quant Type: ESTD  
Cal Date : 05-JAN-2005 13:34 Cal File: E1E8518F.D  
Als bottle: 3 Calibration Sample, Level: 1  
Dil Factor: 1.00000  
Integrator: Falcon Compound Sublist: 245TCP.sub  
Target Version: 4.03 Sample Matrix: WATER  
Processing Host: TARGET9

Concentration Formula:  $\text{Amt} * \text{DF} * \text{Uf} * \text{Vt} / (\text{Vo} * \text{Vi})$

Name	Value	Description
DF	1.000	Dilution Factor
Uf	1.000	Correction factor
Vt	10000.000	Volume of final extract (uL)
Vo	1000.000	Volume of sample extracted (mL)
Vi	1.000	Volume injected (uL)

AMOUNTS

RT	EXP RT	DLT RT	CAL-AMT RESPONSE ( ng)	ON-COL ( ng)	TARGET RANGE	RATIO
32	2.75	2.76	1202629	0.10000	0.10	

5201/10/05

Data File: \\AVOGADRO\ORGANICS\organic\svoa\FLORISIL\AHFLX-4B\E1E8816F.D

Date : 05-JAN-2005 12:09

Client ID: INDABH

Sample Info: INDABH,INDABH,,inda.sub

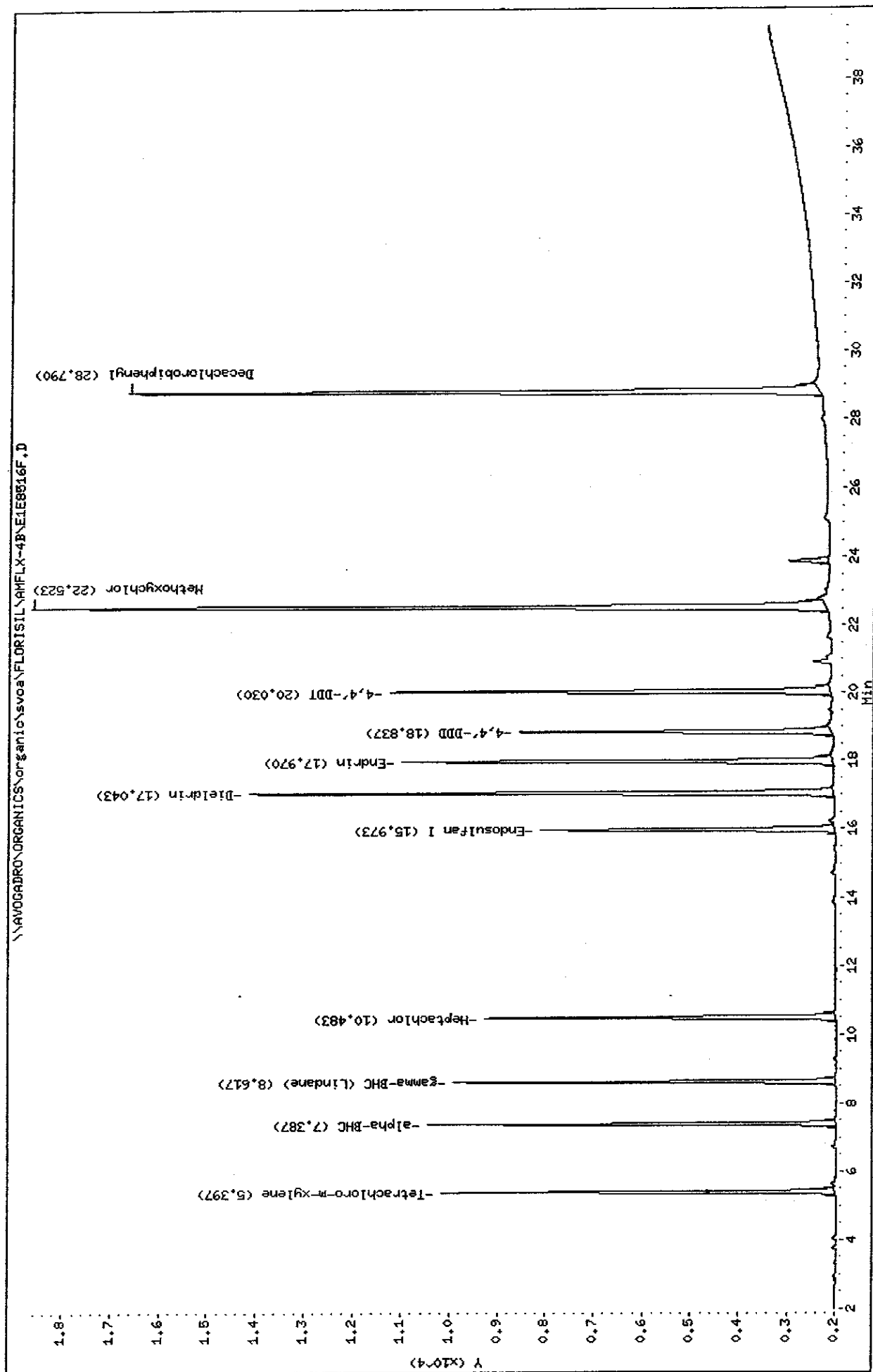
Volume Injected (uL): 1.0

Column phase: CLPestII

Instrument: E4.i

Operator: SRC:

Column diameter: 0.53



Data File: E1E8516F.D  
Report Date: 10-Jan-2005 16:34

Mitkem Corporation

NYASP Pesticide Quantitation Report

Data file : \\AVOGADRO\ORGANICS\organic\svoa\FLORISIL\AMFLX-4B\E1E8516F.D  
Lab Smp Id: INDABH Client Smp ID: INDABH  
Inj Date : 05-JAN-2005 12:09  
Operator : SRC: Inst ID: E4.i  
Smp Info : INDABH,INDABH,,inda.sub  
Misc Info : 2,,,1  
Comment :  
Method : \\AVOGADRO\ORGANICS\organic\svoa\FLORISIL\AMFLX-4B\CLPFLO-F.m  
Meth Date : 05-Jan-2005 18:10 mtl Quant Type: ESTD  
Cal Date : 05-JAN-2005 13:34 Cal File: E1E8518F.D  
Als bottle: 1 Calibration Sample, Level: 2  
Dil Factor: 1.00000  
Integrator: Falcon Compound Sublist: inda.sub  
Target Version: 4.03 Sample Matrix: WATER  
Processing Host: TARGET9

Concentration Formula:  $\text{Amt} * \text{DF} * \text{Uf} * \text{Vt} / (\text{Vo} * \text{Vi})$

Name	Value	Description
DF	1.000	Dilution Factor
Uf	1.000	Correction factor
Vt	10000.000	Volume of final extract (uL)
Vo	1000.000	Volume of sample extracted (mL)
Vi	1.000	Volume injected (uL)

AMOUNTS						
RT	EXP RT	DLT RT	CAL-AMT RESPONSE ( ng)	ON-COL ( ng)	TARGET RANGE	RATIO
==	=====	=====	=====	=====	=====	=====
\$ 1	Tetrachloro-m-xylene		CAS #: 877-09-8			
5.40	5.41	-0.010	29385 0.02000	0.020		(a)
-----						
3	alpha-BHC		CAS #: 319-84-6			
7.39	7.40	-0.010	30713 0.02000	0.020		(a)
-----						
4	gamma-BHC (Lindane)		CAS #: 58-89-9			
8.62	8.63	-0.010	30981 0.02000	0.020		(a)
-----						
5	Heptachlor		CAS #: 76-44-8			
10.5	10.5	0.000	33832 0.02000	0.020		(a)
-----						
10	Endosulfan I		CAS #: 959-98-8			
16.0	16.0	0.000	32091 0.02000	0.020		(a)
-----						

Data File: E1E8516F.D  
Report Date: 10-Jan-2005 16:34

AMOUNTS						
RT	EXP RT	DLT RT	CAL-AMT	ON-COL	TARGET RANGE	RATIO
==	=====	=====	RESPONSE ( ng)	( ng)	=====	=====
14 Dieldrin			CAS #: 60-57-1			
17.0	17.1	-0.100	61091 0.04000	0.040		(a)
-----						
15 Endrin			CAS #: 72-20-8			
18.0	18.0	0.000	47077 0.04000	0.040		(a)
-----						
16 4,4'-DDD			CAS #: 72-54-8			
18.8	18.8	0.000	35337 0.04000	0.040		(a)
-----						
18 4,4'-DDT			CAS #: 50-29-3			
20.0	20.0	0.000	49520 0.04000	0.040		(a)
-----						
21 Methoxychlor			CAS #: 72-43-5			
22.5	22.5	0.000	96860 0.20000	0.20		(a)
-----						
\$ 2 Decachlorobiphenyl			CAS #: 2051-24-3			
28.8	28.8	0.000	90434 0.04000	0.040		(a)
-----						

#### QC Flag Legend

a - Target compound detected but, quantitated amount  
Below Limit Of Quantitation(BLOQ).

*sz 01/10/05*

Data File: \\AVOCADRON\ORGANICS\organic\svoa\FLORISIL\AMFLX-4B\E1E8517F.D

Date : 05-JAN-2005 12:52

Client ID: INDBBH

Sample Info: INDBBH, INDBBH, indb.sub

Volume Injected (uL): 1.0


Column phase: CLPestII

Instrument: E4.i

Operator: SRC:

Column diameter: 0.53

\\AVOCADRON\ORGANICS\organic\svoa\FLORISIL\AMFLX-4B\E1E8517F.D



Data File: E1E8517F.D  
Report Date: 10-Jan-2005 16:34

Mitkem Corporation

NYASP Pesticide Quantitation Report

Data file : \\AVOGADRO\ORGANICS\organic\svoa\FLORISIL\AMFLX-4B\E1E8517F.D  
Lab Smp Id: INDBBH Client Smp ID: INDBBH  
Inj Date : 05-JAN-2005 12:52  
Operator : SRC: Inst ID: E4.i  
Smp Info : INDBBH, INDBBH, , indb.sub  
Misc Info : 2, , 1  
Comment :  
Method : \\AVOGADRO\ORGANICS\organic\svoa\FLORISIL\AMFLX-4B\CLPFLO-F.m  
Meth Date : 05-Jan-2005 18:10 mtl Quant Type: ESTD  
Cal Date : 05-JAN-2005 13:34 Cal File: E1E8518F.D  
Als bottle: 2 Calibration Sample, Level: 2  
Dil Factor: 1.00000  
Integrator: Falcon Compound Sublist: indb.sub  
Target Version: 4.03 Sample Matrix: WATER  
Processing Host: TARGET9

Concentration Formula: Amt \* DF \* Uf \* Vt / (Vo \* Vi)

Name	Value	Description
DF	1.000	Dilution Factor
Uf	1.000	Correction factor
Vt	10000.000	Volume of final extract (uL)
Vo	1000.000	Volume of sample extracted (mL)
Vi	1.000	Volume injected (uL)

AMOUNTS						
RT	EXP RT	DLT RT	CAL-AMT RESPONSE ( ng)	ON-COL ( ng)	TARGET RANGE	RATIO
==	=====	=====	=====	=====	=====	=====
\$ 1	Tetrachloro-m-xylene		CAS #: 877-09-8			
5.40	5.41	-0.010	29663 0.02000	0.020		(a)
-----						
6	Aldrin		CAS #: 309-00-2			
11.7	11.7	0.000	29653 0.02000	0.020		(a)
-----						
7	beta-BHC		CAS #: 319-85-7			
9.08	9.08	0.000	18994 0.02000	0.020		(a)
-----						
8	delta-BHC		CAS #: 319-86-8			
9.72	9.72	0.000	26091 0.02000	0.020		(a)
-----						
9	Heptachlor epoxide		CAS #: 1024-57-3			
14.4	14.4	0.000	33866 0.02000	0.020		(a)
-----						

Data File: E1E8517F.D  
Report Date: 10-Jan-2005 16:34

AMOUNTS						
RT	EXP RT	DLT RT	CAL-AMT	ON-COL	TARGET RANGE	RATIO
==	=====	=====	RESPONSE ( ng)	( ng)	=====	=====
11 gamma-Chlordane CAS #: 5103-74-2						
14.9	14.9	0.000	36868 0.02000	0.020		(a)
-----						
12 alpha-Chlordane CAS #: 5103-71-9						
15.5	15.5	0.000	35259 0.02000	0.020		(a)
-----						
13 4,4'-DDE CAS #: 72-55-9						
16.2	16.2	0.000	63244 0.04000	0.040		(a)
-----						
17 Endosulfan II CAS #: 33213-65-9						
19.0	19.0	0.000	60845 0.04000	0.040		(a)
-----						
19 Endrin aldehyde CAS #: 7421-93-4						
20.9	20.9	0.000	47079 0.04000	0.040		(a)
-----						
20 Endosulfan sulfate CAS #: 1031-07-8						
22.8	22.8	0.000	52998 0.04000	0.040		(a)
-----						
22 Endrin ketone CAS #: 53494-70-5						
23.9	23.9	0.000	59703 0.04000	0.040		(a)
-----						
\$ 2 Decachlorobiphenyl CAS #: 2051-24-3						
28.8	28.8	0.000	91681 0.04000	0.041		(a)
-----						

#### QC Flag Legend

a - Target compound detected but, quantitated amount  
Below Limit Of Quantitation(BLOQ).

5201/10/05

[illegible]

Yes

Water Bath Temp 95°C

Sodium Sulfate Lot #: CWR050513B

I<sub>2</sub>gbook ID 50.0188-09/04

Reviewed By: KC 5/27/12

Page #:

250



## ***Percent Moisture and Percent Solids Report***

<i><b>Mitkem Sample ID</b></i>	<i><b>Client Sample ID</b></i>	<i><b>Analyzed</b></i>	<i><b>Percent Moisture</b></i>	<i><b>Percent Solids</b></i>	<i><b>Validated</b></i>
<i>D0523-01A</i>	<i>B-1 (9.0')</i>	05/17/2005	10	90	Yes
<i>D0523-02A</i>	<i>B-4 (4.0')</i>	05/24/2005	18	82	Yes
<i>D0523-03A</i>	<i>B-6 (5.0')</i>	05/24/2005	22	78	Yes
<i>D0523-04A</i>	<i>B-7 (14.0')</i>	05/24/2005	14	86	Yes

## pH Determination Logbook

[illegible]

0437

7.00+0.05 S.U.

# INSTRUMENT GPC 1 LOGBOOK

COLUMN ID: S-X3-A11				DATE CALIBRATED: 5-19-15		INJECTION VOLUME: 5 $\mu$ l
Date	Position #	Project ID	Sample ID	Analysis	Analyst	Comments
5-19-05	1	050519	WVI	GPC CAL	rs	
↓	2	↓	SBI	GPC CHECK	↓	
↓	3	↓	PBI	↓	↓	
↓	4	↓	PMSI	↓	↓	
5-19-15	5	050519	AROC1	GPC CHECK	rs	
	6					
	7					
	8					
	9					
	10					
	11					
	12					
	13					
	14					
	15					
	16					
	17					
	18					
	19					
	20					
	21					
	22					
	23					

Logbook ID 50.0187-11/04

Flow Rate: 5.09 ml/min

Acceptance Criteria: Corn oil & phthalate peaks > 85.0% resolution  
 Phthalate & methoxychlor peaks > 85.0% resolution  
 Methoxychlor & perylene peaks > 85.0% resolution  
 Perylene & sulfur peaks: No saturation & > 90.0% baseline resolution

Reviewed by KC 5/27/05

Page #: **040**

# MITKEM CORPORATION: INSTRUMENT GPC 1 LOGBOOK

COLUMN ID: <i>S.X3.A11</i>				DATE CALIBRATED: <i>5/19/05</i>		INJECTION VOLUME: <i>5 ml</i>
Date	Position #	Project ID	Sample ID	Analysis	Analyst	Comments
<i>5-21-05</i>	1	<i>MB 18108</i>		<i>OLM Pest</i>	<i>TS</i>	
	2	<i>LLS 18108</i>				
	3	<i>D0523</i>	<i>OIA</i>			
	4	<i>D0529</i>	<i>OIA</i>			
	5		<i>MS OIA</i>			
<i>5-21-05</i>	6	<i>D0529</i>	<i>MSD OIA</i>	<i>OLM Pest</i>	<i>TS</i>	
	7					
	8					
	9					
	10					
	11					
	12					
	13					
	14					
	15					
	16					
	17					
	18					
	19					
	20					
	21					
	22					
	23					

Logbook ID 50.0187-11/04

Flow Rate: *5.09 ml/min*

Acceptance Criteria: Corn oil & phthalate peaks > 85.0% resolution

Phthalate & methoxychlor peaks > 85.0% resolution

Methoxychlor & perylene peaks > 85.0% resolution

Perylene & sulfur peaks: No saturation & > 90.0% baseline resolution

Reviewed by

*KL 5/27/05*

Page #:

**044**

## MITKEM CORPORATION - PEST/PCB RUN LOGBOOK: INSTRUMENT E4

Sequence

E4 05 0504

Method

SOM 3X

ICAL Date

05/04/05

Date	Sample ID	Client ID	File Name	Dilution	F	R	Comments	Analyst
05/04/05	PRIME		E4C6428-30					SZ
	RSC	CI	RSC CI	31	x	x	PW 041129 A	
	PEM	CI	PEM CI	32	✓	✓	PW 050504 F	
	AR1660	CI	AR1660CI	33			PW 050117 A	
	AR1221		AR1221CI	34			PW 050309 B	
	AR1232		1232	35			PW 050309 C	
	AR1242		1242	36			PW 050309 D	
	AR1248		1248	37			PW 050309 E	
	AR1254	✓	AR1254	38			PW 050221 B	
	TOXAPH	CI	TOXAPH CI	39			PW 050504 A	
	INDAL		INDAL	40			PW 041116 J	
	INDBL		INDBL	41			PW 050110 E	
✓	INDAM		INDAM	42	+	+	PW 050301 B	
05/04/05	INDBM		INDBM	43	+	+	PW 050110 C	
05/04/05	INDAH		INDAH	44			PW 041116 F	
	INDBH	✓	INDBH	45			PW 050110 A	
	PIBLK	C2	PIBLK C2	46			PW 050504 E 1.11	
	PEM	C2	PEM C2	47	✓	✓	PW 050504 F	
	MB-17870		PBLK 2A	48	✓		PW 050504 G	
	LES-17870		P4ALCS	49	✓			
	DO480-01C		SW-RD1	50	✓			
	↓ - 02C		SW-RD2	51	✓			
	DO480-03C		SW-RD3	52	✓			
	DO485-02B		D14005	53	✓			
			02BMS D14005MS	54	✓			
			02BMS D14005MSD	55	✓		8 MUC 1/2 peak (MS)	
✓	↓	03B	D14006	56	✓			
05/05/05	DO485-04B		D14004	57	✓			SZ

Standard ID's

Comments

Reviewed by

SZ-05/16/05

## MITKEM CORPORATION - PEST/PCB RUN LOGBOOK: INSTRUMENT E4

Sequence

E4050524

Method

SOM 3X

ICAL Date

05/04/05

Date	Sample ID	Client ID	File Name	Dilution	F	R	Comments	Analyst
5/25/05	P2EMUC		E4C 64 99					SZ
	P1BLK CE	P1BLK CE	E4C 65 00		✓			
	PEM CE	PEM CE		01	✓✓			
	MB-18108			02			} not run	
	LCB-18108			03				
	D0523-01A			04				
	D0524-01A			05				
	↓ -01ANS			06				
	D0524-01ANS			07				
	P1BLK			08				
5/25/05	MB-18090			09				
5/26/05	LCB-18090			10				
5/26/05	LCB-18090			11				
	D0524-03B			12				
	P1BLK CF			13				
	P1BLK CF			14				
	INDAM CF			15			} cov failed	
	INDAM CF			16	↑			
	GAC0504-P61			17				
	DM31			18				
	GAC0504-120C			19				
	P1BLK CG	P1BLK CG		20	✓		5:26	
	PEM CG	PEM CG		21	✓✓			
	MB-18108	P1BLK 4E		22	✓			
	LCB-18108	P4ELCB		23	✓			
	D0523-01A B-190			24	✓			
5/26/05	P1BLK CH	P1BLK CH	✓	25	✓		11:16	✓
5/26/05	INDAM CH	INDAM CH	E4C 65 26		✓✓			SZ

Standard ID's

PEM PW080525A

AM PW050510B

DM PW050110C

Comments

Reviewed by KL 5/27/05

## MITKEM CORPORATION - PEST/PCB RUN LOGBOOK: INSTRUMENT E4

Sequence

E4050524

Method

SOM3X

ICAL Date

05/04/05

Date	Sample ID	Client ID	File Name	Dilution	F	R	Comments	Analyst
5/06/05	IND BM CH		E4C65	27	-	-	do not use	SZ
	IND BM CH	IND BM CH		28	✓	✓		
	GPC 0519-PMI			29	✓		Memory ↓ DL ok	
	↓ - PMI			30	✓			
	GPC 0519 ARACI			31	✓			
	MB-18090	BLK 4F		32	✓		carry over? H3 Near	
	LCS-18090	P4FLCS		33	✓			
	LCSA-18090	P4FLCSA		34	✓			
	DO529-03B	RTMSA2		35	✓			
	↓ - 01B B-390			36	✓			
	↓ - 01BMS B-390MS			37	✓			
	DO529-01BMSD B-390MSD			38	✓			
	PIBLK			39				
	PIBLK CI	PIBLK CI		40	✓			
	PEM CI	PEM CI		41	✓	✓		
	PEM CI			42				
	MB-18254			43				
✓	LCS-18254			44				
5/07/05	DO583-01B			45				
	↓ - 01BMS			46				
	↓ - 01BMSD			47				
	DO583-03B			48				
	PIBLK CI			49				
	PIBLK CI			50				
✓	INDA CI		✓	51				✓
5/07/05	IND B CI		E4C65	52		↑	EXES ↑ Rea	SZ
					SZ	05/07/05		

Standard ID's

PEM MW 050525 A

PM MW 050510 B

BM MW 050110 C

Comments

Reviewed by KL 5/27/05

# Sample Receiving Logbook

Workorder No. D0523

Client Name: Day

Date Recv'd 5/5/05 Sample #s 01-04 Storage Locations: VAA

Date Recv'd 5/5/05 Sample #s 01 Storage Locations: B3

Date Recv'd \_\_\_\_\_ Sample #s \_\_\_\_\_ Storage Locations: \_\_\_\_\_

Date Recv'd \_\_\_\_\_ Sample #s \_\_\_\_\_ Storage Locations: \_\_\_\_\_

Date Recv'd \_\_\_\_\_ Sample #s \_\_\_\_\_ Storage Locations: \_\_\_\_\_

Date Recv'd \_\_\_\_\_ Sample #s \_\_\_\_\_ Storage Locations: \_\_\_\_\_

OUT		IN	
Relinquished By	Received By	Relinquished By	Received By
Date: <u>5/13/05</u> Init: <u>TS</u>	Date: <u>5/13/05</u> Init: <u>Sh</u>	Date: <u>5/13/05</u> Init: <u>Sh</u>	Date: <u>5/13/05</u> Init: <u>TS</u>
Samp. #s <u>01</u>		Samp. #s <u>01</u>	
Date: <u>5/18/05</u> Init: <u>KB</u>	Date: <u>5/18/05</u> Init: <u>SW</u>	Date: <u>5/18/05</u> Init: <u>KB</u>	Date: <u>5/18/05</u> Init: <u>SW</u>
Samp. #s <u>01</u>		Samp. #s <u>01</u>	
Date: <u>5/26/05</u> Init: <u>KB</u>	Date: <u>5/26/05</u> Init: <u>SW</u>	Date: <u>5/26/05</u> Init: <u>SW</u>	Date: <u>5/26/05</u> Init: <u>KB</u>
Samp. #s <u>1</u>		Samp. #s <u>1</u>	
Date: _____ Init: _____	Date: _____ Init: _____	Date: _____ Init: _____	Date: _____ Init: _____
Samp. #s		Samp. #s	
Date: _____ Init: _____	Date: _____ Init: _____	Date: _____ Init: _____	Date: _____ Init: _____
Samp. #s		Samp. #s	
Date: _____ Init: _____	Date: _____ Init: _____	Date: _____ Init: _____	Date: _____ Init: _____
Samp. #s		Samp. #s	
Date: _____ Init: _____	Date: _____ Init: _____	Date: _____ Init: _____	Date: _____ Init: _____
Samp. #s		Samp. #s	
Date: _____ Init: _____	Date: _____ Init: _____	Date: _____ Init: _____	Date: _____ Init: _____
Samp. #s		Samp. #s	

Comments: \_\_\_\_\_

Please record analyst's initials, date, and sample #s removed. Add any comments if necessary (broken bottles, empty jars, etc.)

Logbook ID: 30.0287-04/05

Reviewed: KL 5/27/05



## MITKEM CORPORATION EXTRACTS TRANSFER LOGBOOK: PESTICIDES/PCB ANALYSIS

Date Transferred from Prep Lab	Lab ID		Transferred by	Received by	Storage Location	Comments
5-27-05	MB 18108		TS	U	RU	Transferred 5-25-05
↓	CCS 18108		↓	↓	↓	↓
	DOS 23	OIA				
	DOS 29	OIA				
	↓	MS	↓	↓	↓	↓
5-27-05	DOS 29	OIA MSD	TS	U	RU	transferred 5-25-05



\* Metals/Cyanide \*

U.S. EPA - CLP

COVER PAGE - INORGANIC ANALYSES DATA PACKAGE

Lab Name: Mitkem Corporation Contract: 3563S-04  
Lab Code: MITKEM Case No. SAS No.: SDG No.: MD0523  
SOW No.: ILM04.1  
EPA Sample No. Lab Sample ID.  
B-190 D0523-01

Were ICP interelement corrections applied? Yes/No YES  
Were ICP background corrections applied? Yes/No YES  
If yes-were raw data generated before application of background corrections? Yes/No NO

Comments:

I certify that this data package is in compliance with the terms and conditions of the contract, both technically and for completeness, for other than the conditions detailed above. Release of the data contained in this hardcopy data package and in the computer-readable data submitted on diskette has been authorized by the Laboratory Manager or the Manager's designee, as verified by the following signature

Signature: [Signature] Name: [Signature]  
Date: 5/24/05 Title: \_\_\_\_\_

COVER PAGE - IN

ILM04.1

## U.S. EPA - CLP

1

## INORGANIC ANALYSIS DATA SHEET

EPA SAMPLE NO

B-190

Lab Name: Mitkem CorporationContract: 3563S-04Lab Code: MITKEM

Case No.

SAS No.:

SDG No.: MD0523Matrix (soil/water): SOILLab Sample ID: D0523-01Level (low/med): MEDDate Received: 05/05/05% Solids: 90.0Concentration Units (ug/L or mg/kg dry weight): MG/KG

CAS No.	Analyte	Concentration	C	Q	M
7429-90-5	Aluminum	9940			P
7440-36-0	Antimony	0.30	U		P
7440-38-2	Arsenic	11.4			P
7440-39-3	Barium	137			P
7440-41-7	Beryllium	0.47	B		P
7440-43-9	Cadmium	0.31	B		P
7440-70-2	Calcium	15300			P
7440-47-3	Chromium	14.3			P
7440-48-4	Cobalt	10.2			P
7440-50-8	Copper	20.5			P
7439-89-6	Iron	22000			P
7439-92-1	Lead	27.1			P
7439-95-4	Magnesium	6890			P
7439-96-5	Manganese	446			P
7440-02-0	Nickel	22.2			P
7440-09-7	Potassium	1120			P
7782-49-2	Selenium	0.45	U		P
7440-22-4	Silver	0.10	U		P
7440-23-5	Sodium	78.6	B		P
7440-28-0	Thallium	0.30	U		P
7440-62-2	Vanadium	13.1			P
7440-66-6	Zinc	64.2			P
7439-97-6	Mercury	0.056	U		CV
	Cyanide	0.089	U		CA

Color Before: BROWN Clarity Before: \_\_\_\_\_Texture: MEDIUMColor After: YELLOW Clarity After: CLEAR

Artifacts: \_\_\_\_\_

Comments:

---



---



---

U.S. EPA - CLP

2A

INITIAL AND CONTINUING CALIBRATION VERIFICATION

Lab Name: Mitkem Corporation

Contract: 3563S-04

Lab Code: MITKEM

Case No.

SAS No.:

SDG No.: MD0523

Initial Calibration Verification Source:

Continuing Calibration Verification Source:

Concentration Units: ug/L

Analyte	Initial Calibration			Continuing Calibration					M
	True	Found	%R(1)	True	Found	%R(1)	Found	%R(1)	
Mercury	2.0	2.03	101.7	5.0	4.68	93.6	4.62	92.5	CV

(1) Control Limits: Mercury 80-120; Other Metals 90-110; Cyanide 85-115

U.S. EPA - CLP

2A

INITIAL AND CONTINUING CALIBRATION VERIFICATION

Lab Name: Mitkem Corporation

Contract: 3563S-04

Lab Code: MITKEM

Case No.

SAS No.:

SDG No.: MD0523

Initial Calibration Verification Source:

Continuing Calibration Verification Source:

Concentration Units: ug/L

Analyte	Initial Calibration			Continuing Calibration					M
	True	Found	%R(1)	True	Found	%R(1)	Found	%R(1)	
Mercury				5.0	4.69	93.8			CV

(1) Control Limits: Mercury 80-120; Other Metals 90-110; Cyanide 85-115

U.S. EPA - CLP

2A

INITIAL AND CONTINUING CALIBRATION VERIFICATION

Lab Name: Mitkem Corporation

Contract: 3563S-04

Lab Code: MITKEM

Case No.

SAS No.:

SDG No.: MD0523

Initial Calibration Verification Source:

Continuing Calibration Verification Source:

Concentration Units: ug/L

Analyte	Initial Calibration			Continuing Calibration					M
	True	Found	%R(1)	True	Found	%R(1)	Found	%R(1)	
Cyanide	250.0	271.48	108.6	200.0	223.03	111.5	224.54	112.3	CA

(1) Control Limits: Mercury 80-120; Other Metals 90-110; Cyanide 85-115

U.S. EPA - CLP

2A

INITIAL AND CONTINUING CALIBRATION VERIFICATION

Lab Name: Mitkem Corporation

Contract: 3563S-04

Lab Code: MITKEM

Case No.

SAS No.:

SDG No.: MD0523

Initial Calibration Verification Source:

Continuing Calibration Verification Source:

Concentration Units: ug/L

Analyte	Initial Calibration			Continuing Calibration					M
	True	Found	%R(1)	True	Found	%R(1)	Found	%R(1)	
Cyanide				200.0	224.51	112.3	219.68	109.8	CA

(1) Control Limits: Mercury 80-120; Other Metals 90-110; Cyanide 85-115



U.S. EPA - CLP

2A

INITIAL AND CONTINUING CALIBRATION VERIFICATION

Lab Name: Mitkem Corporation

Contract: 3563S-04

Lab Code: MITKEM

Case No.

SAS No.:

SDG No.: MD0523

Initial Calibration Verification Source:

Continuing Calibration Verification Source:

Concentration Units: ug/L

Analyte	Initial Calibration			Continuing Calibration					M
	True	Found	%R(1)	True	Found	%R(1)	Found	%R(1)	
Cyanide				200.0	218.14	109.1	216.21	108.1	CA

(1) Control Limits: Mercury 80-120; Other Metals 90-110; Cyanide 85-115

U.S. EPA - CLP

2A

INITIAL AND CONTINUING CALIBRATION VERIFICATION

Lab Name: Mitkem Corporation

Contract: 3563S-04

Lab Code: MITKEM

Case No.

SAS No.:

SDG No.: MD0523

Initial Calibration Verification Source:

Continuing Calibration Verification Source:

Concentration Units: ug/L

Analyte	Initial Calibration			Continuing Calibration					M
	True	Found	%R(1)	True	Found	%R(1)	Found	%R(1)	
Aluminum	15000.0	14993.37	100.0	10000.0	9922.37	99.2	9631.33	96.3	P
Arsenic	750.0	777.20	103.6	500.0	516.94	103.4	504.56	100.9	P
Barium	15000.0	15635.85	104.2	10000.0	10710.92	107.1	10417.48	104.2	P
Beryllium	375.0	382.09	101.9	250.0	258.57	103.4	252.34	100.9	P
Cadmium	375.0	380.51	101.5	250.0	256.22	102.5	249.26	99.7	P
Calcium	37500.0	38444.02	102.5	25000.0	25461.33	101.8	24632.78	98.5	P
Chromium	1500.0	1524.15	101.6	1000.0	1022.03	102.2	994.78	99.5	P
Cobalt	3750.0	3827.33	102.1	2500.0	2571.24	102.8	2521.80	100.9	P
Copper	1875.0	1902.17	101.4	1250.0	1285.31	102.8	1238.09	99.0	P
Iron	7500.0	7504.13	100.1	5000.0	5069.60	101.4	4914.94	98.3	P
Lead	750.0	769.18	102.6	500.0	519.95	104.0	502.18	100.4	P
Magnesium	37500.0	38243.93	102.0	25000.0	25904.43	103.6	25166.95	100.7	P
Manganese	3750.0	3835.00	102.3	2500.0	2568.21	102.7	2519.83	100.8	P
Nickel	3750.0	3809.40	101.6	2500.0	2553.44	102.1	2519.00	100.8	P
Selenium	750.0	767.09	102.3	500.0	510.96	102.2	497.06	99.4	P
Silver	1875.0	2045.67	109.1	1250.0	1260.05	100.8	1211.10	96.9	P
Thallium	750.0	766.96	102.3	500.0	520.05	104.0	503.31	100.7	P
Vanadium	3750.0	3833.70	102.2	2500.0	2582.68	103.3	2513.14	100.5	P
Zinc	3750.0	3829.77	102.1	2500.0	2628.60	105.1	2541.61	101.7	P

(1) Control Limits: Mercury 80-120; Other Metals 90-110; Cyanide 85-115

U.S. EPA - CLP

2A

INITIAL AND CONTINUING CALIBRATION VERIFICATION

Lab Name: Mitkem Corporation

Contract: 3563S-04

Lab Code: MITKEM

Case No.

SAS No.:

SDG No.: MD0523

Initial Calibration Verification Source:

Continuing Calibration Verification Source:

Concentration Units: ug/L

Analyte	Initial Calibration			Continuing Calibration					M
	True	Found	%R(1)	True	Found	%R(1)	Found	%R(1)	
Aluminum				10000.0	9958.80	99.6			P
Arsenic				500.0	518.65	103.7			P
Barium				10000.0	10648.90	106.5			P
Beryllium				250.0	258.17	103.3			P
Cadmium				250.0	255.52	102.2			P
Calcium				25000.0	25476.25	101.9			P
Chromium				1000.0	1019.22	101.9			P
Cobalt				2500.0	2581.87	103.3			P
Copper				1250.0	1286.65	102.9			P
Iron				5000.0	5084.61	101.7			P
Lead				500.0	512.80	102.6			P
Magnesium				25000.0	25985.58	103.9			P
Manganese				2500.0	2585.44	103.4			P
Nickel				2500.0	2587.27	103.5			P
Selenium				500.0	514.50	102.9			P
Silver				1250.0	1219.64	97.6			P
Thallium				500.0	512.19	102.4			P
Vanadium				2500.0	2573.77	103.0			P
Zinc				2500.0	2617.86	104.7			P

(1) Control Limits: Mercury 80-120; Other Metals 90-110; Cyanide 85-115

U.S. EPA - CLP

2A

INITIAL AND CONTINUING CALIBRATION VERIFICATION

Lab Name: Mitkem Corporation

Contract: 3563S-04

Lab Code: MITKEM

Case No.

SAS No.:

SDG No.: MD0523

Initial Calibration Verification Source:

Continuing Calibration Verification Source:

Concentration Units: ug/L

Analyte	Initial Calibration			Continuing Calibration					M
	True	Found	%R(1)	True	Found	%R(1)	Found	%R(1)	
Sodium	37500.0	38842.74	103.6	25000.0	25561.64	102.2	26118.98	104.5	P

(1) Control Limits: Mercury 80-120; Other Metals 90-110; Cyanide 85-115

U.S. EPA - CLP

2A

INITIAL AND CONTINUING CALIBRATION VERIFICATION

Lab Name: Mitkem Corporation

Contract: 3563S-04

Lab Code: MITKEM

Case No.

SAS No.:

SDG No.: MD0523

Initial Calibration Verification Source:

Continuing Calibration Verification Source:

Concentration Units: ug/L

Analyte	Initial Calibration			Continuing Calibration					M
	True	Found	%R(1)	True	Found	%R(1)	Found	%R(1)	
Sodium				25000.0	26022.34	104.1			P

(1) Control Limits: Mercury 80-120; Other Metals 90-110; Cyanide 85-115

U.S. EPA - CLP

2A

INITIAL AND CONTINUING CALIBRATION VERIFICATION

Lab Name: Mitkem Corporation

Contract: 3563S-04

Lab Code: MITKEM

Case No.

SAS No.:

SDG No.: MD0523

Initial Calibration Verification Source:

Continuing Calibration Verification Source:

Concentration Units: ug/L

Analyte	Initial Calibration			Continuing Calibration					M
	True	Found	%R(1)	True	Found	%R(1)	Found	%R(1)	
Potassium	37500.0	37091.37	98.9	25000.0	24988.40	100.0	25157.60	100.6	P

(1) Control Limits: Mercury 80-120; Other Metals 90-110; Cyanide 85-115

U.S. EPA - CLP

2A

INITIAL AND CONTINUING CALIBRATION VERIFICATION

Lab Name: Mitkem Corporation

Contract: 3563S-04

Lab Code: MITKEM

Case No.

SAS No.:

SDG No.: MD0523

Initial Calibration Verification Source:

Continuing Calibration Verification Source:

Concentration Units: ug/L

Analyte	Initial Calibration			Continuing Calibration					M
	True	Found	%R(1)	True	Found	%R(1)	Found	%R(1)	
Potassium				25000.0	25303.30	101.2			P

(1) Control Limits: Mercury 80-120; Other Metals 90-110; Cyanide 85-115

U.S. EPA - CLP

2A

INITIAL AND CONTINUING CALIBRATION VERIFICATION

Lab Name: Mitkem Corporation

Contract: 3563S-04

Lab Code: MITKEM

Case No.

SAS No.:

SDG No.: MD0523

Initial Calibration Verification Source:

Continuing Calibration Verification Source:

Concentration Units: ug/L

Analyte	Initial Calibration			Continuing Calibration					M
	True	Found	%R(1)	True	Found	%R(1)	Found	%R(1)	
Antimony	750.0	771.73	102.9	500.0	520.84	104.2	529.66	105.9	P

(1) Control Limits: Mercury 80-120; Other Metals 90-110; Cyanide 85-115



U.S. EPA - CLP

2A

INITIAL AND CONTINUING CALIBRATION VERIFICATION

Lab Name: Mitkem Corporation

Contract: 3563S-04

Lab Code: MITKEM

Case No.

SAS No.:

SDG No.: MD0523

Initial Calibration Verification Source:

Continuing Calibration Verification Source:

Concentration Units: ug/L

Analyte	Initial Calibration			Continuing Calibration					M
	True	Found	%R(1)	True	Found	%R(1)	Found	%R(1)	
Antimony				500.0	535.97	107.2			P

(1) Control Limits: Mercury 80-120; Other Metals 90-110; Cyanide 85-115

U.S. EPA - CLP

2B  
CRDL STANDARD FOR AA AND ICP

Lab Name: Mitkem Corporation

Contract: 3563S-04

Lab Code: MITKEM Case No.

SAS No.:

SDG No.: MD0523

AA CRDL Standard Source:

ICP CRDL Standard Source:

Concentration Units: ug/L

Analyte	CRDL Standard for AA			CRDL Standard for ICP				
	True	Found	%R	Initial True	Initial Found	Initial %R	Final Found	Final %R
Mercury	0.2	0.21	107.4					

U.S. EPA - CLP

2B

CRDL STANDARD FOR AA AND ICP

Lab Name: Mitkem Corporation

Contract: 3563S-04

Lab Code: MITKEM Case No.

SAS No.:

SDG No.: MD0523

AA CRDL Standard Source:

ICP CRDL Standard Source:

Concentration Units: ug/L

Analyte	CRDL Standard for AA			CRDL Standard for ICP				
	True	Found	%R	Initial True	Initial Found	Initial %R	Final Found	Final %R
Arsenic				20.0	21.55	107.7	20.17	100.8
Beryllium				10.0	10.18	101.8	10.05	100.5
Cadmium				10.0	10.61	106.1	10.55	105.5
Chromium				20.0	21.02	105.1	20.39	101.9
Cobalt				100.0	106.24	106.2	106.32	106.3
Copper				50.0	55.25	110.5	51.07	102.1
Lead				6.0	7.16	119.3	6.27	104.4
Manganese				30.0	31.62	105.4	32.63	108.8
Nickel				80.0	86.50	108.1	86.56	108.2
Selenium				10.0	11.53	115.3	11.73	117.3
Silver				20.0	33.02	165.1	21.73	108.7
Thallium				20.0	21.59	107.9	20.81	104.1
Vanadium				100.0	104.24	104.2	102.40	102.4
Zinc				40.0	55.24	138.1	53.17	132.9

U.S. EPA - CLP

2B  
CRDL STANDARD FOR AA AND ICP

Lab Name: Mitkem Corporation

Contract: 3563S-04

Lab Code: MITKEM Case No.

SAS No.:

SDG No.: MD0523

AA CRDL Standard Source:

ICP CRDL Standard Source:

Concentration Units: ug/L

Analyte	CRDL Standard for AA			CRDL Standard for ICP				
	True	Found	%R	Initial True	Initial Found	Initial %R	Final Found	Final %R
Antimony				120.0	126.78	105.7	130.42	108.7

U.S. EPA - CLP

3  
BLANKS

Lab Name: Mitkem Corporation

Contract: 3563S-04

Lab Code: MITKEM

Case No.

SAS No.:

SDG No.: MD0523

Preparation Blank Matrix (soil/water): SOIL

Preparation Blank Concentration Units (ug/L or mg/kg): MG/KG

Analyte	Initial Calib. Blank (ug/L) C		Continuing Calibration Blank (ug/L)						Prepa- ration Blank C		M
	1	C	2	C	3	C					
Mercury	0.1	U	0.1	U	0.1	U	0.1	U	0.050	U	

U.S. EPA - CLP

3  
BLANKS

Lab Name: Mitkem Corporation

Contract: 3563S-04

Lab Code: MITKEM

Case No.

SAS No.:

SDG No.: MD0523

Preparation Blank Matrix (soil/water): SOIL

Preparation Blank Concentration Units (ug/L or mg/kg): MG/KG

Analyte	Initial Calib. Blank (ug/L) C		Continuing Calibration Blank (ug/L)						Prepa- ration Blank C		M
	1	C	2	C	3	C					
Cyanide	-2.1	B	-2.1	B	-6.1	B	2.0	U	-0.113	B	

U.S. EPA - CLP

3  
BLANKS

Lab Name: Mitkem Corporation

Contract: 3563S-04

Lab Code: MITKEM

Case No.

SAS No.:

SDG No.: MD0523

Preparation Blank Matrix (soil/water):

Preparation Blank Concentration Units (ug/L or mg/kg):

Analyte	Initial Calib. Blank (ug/L)		Continuing Calibration Blank (ug/L)						Prepa- ration Blank		M
		C	1	C	2	C	3	C		C	
Cyanide			-2.3	B	-2.1	B	-2.7	B			CA

## U.S. EPA - CLP

3  
BLANKSLab Name: Mitkem CorporationContract: 3563S-04Lab Code: MITKEM

Case No.

SAS No.:

SDG No.: MD0523Preparation Blank Matrix (soil/water): SOILPreparation Blank Concentration Units (ug/L or mg/kg): MG/KG

Analyte	Initial		Continuing Calibration						Prepa-		M
	Calib.		Blank (ug/L)						ration		
	Blank	C	1	C	2	C	3	C	Blank	C	
Aluminum	18.0	U	22.3	B	18.0	U	31.6	B	3.600	U	
Arsenic	2.0	U	2.0	U	2.0	U	2.0	U	0.400	U	
Barium	0.7	B	1.5	B	1.2	B	1.2	B	0.217	B	
Beryllium	0.2	U	0.2	U	0.2	U	0.2	U	0.040	U	
Cadmium	0.2	U	0.2	U	0.2	U	0.2	U	0.040	U	
Calcium	50.0	U	51.8	B	50.0	U	50.0	U	21.140	B	
Chromium	0.5	U	0.5	B	0.5	U	0.5	U	0.100	U	
Cobalt	0.4	B	0.7	B	0.4	B	0.6	B	0.080	U	
Copper	3.8	B	5.3	B	3.5	B	4.9	B	0.936	B	
Iron	4.0	U	8.7	B	10.3	B	9.5	B	5.228	B	
Lead	0.9	U	0.9	U	0.9	U	0.9	U	0.180	U	
Magnesium	9.0	U	97.8	B	9.0	U	81.2	B	1.800	U	
Manganese	0.4	U	0.4	U	0.4	U	0.4	U	0.182	B	
Nickel	0.7	U	0.8	B	0.7	U	0.8	B	0.140	U	
Selenium	3.0	U	3.0	U	3.0	U	3.0	U	0.600	U	
Silver	6.7	B	2.4	B	0.7	U	0.7	B	0.182	B	
Thallium	2.0	U	2.0	U	2.4	B	2.0	U	0.400	U	
Vanadium	0.4	U	0.4	U	0.4	U	0.4	U	0.080	U	
Zinc	5.1	B	6.3	B	7.7	B	5.8	B	3.893	B	



U.S. EPA - CLP

3  
BLANKS

Lab Name: Mitkem Corporation

Contract: 3563S-04

Lab Code: MITKEM

Case No.

SAS No.:

SDG No.: MD0523

Preparation Blank Matrix (soil/water): SOIL

Preparation Blank Concentration Units (ug/L or mg/kg): MG/KG

Analyte	Initial Calib. Blank (ug/L) C		Continuing Calibration Blank (ug/L)						Prepa- ration Blank C		M
	1	C	2	C	3	C					
Sodium	32.0	U	39.5	B	32.0	U	32.0	U	6.574	B	

## U.S. EPA - CLP

3  
BLANKSLab Name: Mitkem CorporationContract: 3563S-04Lab Code: MITKEM

Case No.

SAS No.:

SDG No.: MD0523Preparation Blank Matrix (soil/water): SOILPreparation Blank Concentration Units (ug/L or mg/kg): MG/KG

Analyte	Initial Calib. Blank (ug/L) C		Continuing Calibration Blank (ug/L)						Prepa- ration Blank C		M
	1	C	2	C	3	C					
Potassium	55.0	U	55.0	U	55.0	U	55.0	U	11.000	U	

U.S. EPA - CLP

3  
BLANKS

Lab Name: Mitkem Corporation

Contract: 3563S-04

Lab Code: MITKEM

Case No.

SAS No.:

SDG No.: MD0523

Preparation Blank Matrix (soil/water): SOIL

Preparation Blank Concentration Units (ug/L or mg/kg): MG/KG

Analyte	Initial Calib. Blank (ug/L) C		Continuing Calibration Blank (ug/L)						Prepa- ration Blank C		M
	1	C	2	C	3	C					
Antimony	11.5	B	2.4	B	5.7	B	3.5	B	1.202	B	

## U.S. EPA - CLP

4

## ICP INTERFERENCE CHECK SAMPLE

Lab Name: Mitkem CorporationContract: 3563S-04Lab Code: MITKEM

Case No.

SAS No.:

SDG No.: MD0523ICP ID Number: OPTIMA2

ICS Source:

Concentration Units: ug/L

Analyte	True		Initial Found			Final Found		
	Sol. A	Sol. AB	Sol. A	Sol. AB	%R	Sol. A	Sol. AB	%R
Aluminum	500000	500000	471600	470942.5	94.2	471034	470947.5	94.2
Arsenic	0	100	4	96.8	96.8	2	95.2	95.2
Barium	0	500	-4	485.5	97.1	-4	470.7	94.1
Beryllium	0	500	0	461.3	92.3	0	457.5	91.5
Cadmium	0	1000	4	880.2	88.0	4	861.4	86.1
Calcium	500000	500000	478280	486350.2	97.3	476556	475759.1	95.2
Chromium	0	500	1	461.4	92.3	1	450.4	90.1
Cobalt	0	500	-1	443.4	88.7	-1	443.4	88.7
Copper	0	500	-3	473.5	94.7	-4	462.2	92.4
Iron	200000	200000	169478	169575.8	84.8	168716	168861.3	84.4
Lead	0	50	1	42.9	85.8	-1	41.6	83.2
Magnesium	500000	500000	456850	457285.5	91.5	457136	457661.7	91.5
Manganese	0	500	11	480.1	96.0	12	475.3	95.1
Nickel	0	1000	-11	863.8	86.4	-11	856.1	85.6
Selenium	0	50	-1	44.6	89.2	-2	47.8	95.6
Silver	0	200	6	204.5	102.2	3	201.1	100.6
Thallium	0	100	1	88.3	88.3	1	86.3	86.3
Vanadium	0	500	0	472.6	94.5	0	459.9	92.0
Zinc	0	1000	-1	867.9	86.8	-2	852.1	85.2

## U.S. EPA - CLP

4

## ICP INTERFERENCE CHECK SAMPLE

Lab Name: Mitkem CorporationContract: 3563S-04Lab Code: MITKEM

Case No.

SAS No.:

SDG No.: MD0523ICP ID Number: OPTIMA3

ICS Source:

Concentration Units: ug/L

Analyte	True		Initial Found			Final Found		
	Sol. A	Sol. AB	Sol. A	Sol. AB	%R	Sol. A	Sol. AB	%R
Sodium	0	0	85	75.6		40	40.5	

## U.S. EPA - CLP

4

## ICP INTERFERENCE CHECK SAMPLE

Lab Name: Mitkem CorporationContract: 3563S-04Lab Code: MITKEM

Case No.

SAS No.:

SDG No.: MD0523ICP ID Number: OPTIMA3

ICS Source:

Concentration Units: ug/L

Analyte	True		Initial Found			Final Found		
	Sol. A	Sol. AB	Sol. A	Sol. AB	%R	Sol. A	Sol. AB	%R
Potassium	0	0	106	81.0		61	62.3	

U.S. EPA - CLP

4

ICP INTERFERENCE CHECK SAMPLE

Lab Name: Mitkem Corporation

Contract: 3563S-04

Lab Code: MITKEM Case No.

SAS No.:

SDG No.: MD0523

ICP ID Number: OPTIMA3

ICS Source:

Concentration Units: ug/L

Analyte	True		Initial Found			Final Found		
	Sol. A	Sol. AB	Sol. A	Sol. AB	%R	Sol. A	Sol. AB	%R
Antimony	0	600	-4	594.0	99.0	-8	619.4	103.2

U.S. EPA - CLP

7

LABORATORY CONTROL SAMPLE

Lab Name: Mitkem Corporation

Contract: 3563S-04

Lab Code: MITKEM

Case No.

SAS No.:

SDG No.: MD0523

Solid LCS Source:

Aqueous LCS Source:

LCS-18106

Analyte	Aqueous (ug/L)			Solid (mg/kg)					
	True	Found	%R	True	Found	C	Limits		%R
Cyanide				88.4	76.8		35.3	141.7	86.9



U.S. EPA - CLP

7

LABORATORY CONTROL SAMPLE

Lab Name: Mitkem Corporation

Contract: 3563S-04

Lab Code: MITKEM Case No.

SAS No.:

SDG No.: MD0523

Solid LCS Source:

Aqueous LCS Source:

LCS-18174

Analyte	Aqueous (ug/L)			Solid (mg/kg)					
	True	Found	%R	True	Found	C	Limits		%R
Mercury				8.4	11.2		4.3	12.5	133.3

## U.S. EPA - CLP

7

## LABORATORY CONTROL SAMPLE

Lab Name: Mitkem CorporationContract: 3563S-04Lab Code: MITKEM

Case No.

SAS No.:

SDG No.: MD0523

Solid LCS Source:

Aqueous LCS Source:

LCS-18177

Analyte	Aqueous (ug/L)			Solid (mg/kg)				
	True	Found	%R	True	Found	C	Limits	%R
Aluminum				7270.0	6522.1		4210.1 10300.1	89.7
Antimony				52.5	30.9		6.0 117.0	58.9
Arsenic				111.0	111.5		88.5 133.0	100.5
Barium				195.0	212.0		160.0 230.0	108.7
Beryllium				62.5	62.3		51.3 73.7	99.7
Cadmium				110.0	112.4		89.7 130.0	102.2
Calcium				4120.0	3867.1		3260.2 4979.8	93.9
Chromium				154.0	153.4		121.0 187.0	99.6
Cobalt				63.3	65.3		51.8 74.8	103.2
Copper				107.0	106.8		88.1 126.0	99.8
Iron				11500.0	9133.2		6599.8 16400.2	79.4
Lead				158.0	165.3		127.0 189.0	104.6
Magnesium				2380.0	2410.4		1790.0 2970.0	101.3
Manganese				328.0	330.2		262.0 394.0	100.7
Nickel				160.0	165.7		130.0 190.0	103.6
Potassium				1880.0	1912.1		1340.1 2419.9	101.7
Selenium				94.4	91.3		71.3 117.0	96.7
Silver				102.0	91.7		62.5 142.0	89.9
Sodium				871.0	931.9	B	484.0 1260.0	107.0
Thallium				88.6	96.0		67.0 110.0	108.4
Vanadium				74.8	68.7		55.9 93.7	91.8
Zinc				187.0	199.7		148.0 226.0	106.8

## U.S. EPA - CLP

9

## ICP SERIAL DILUTIONS

B-190

Lab Name: Mitkem CorporationContract: 3563S-04Lab Code: MITKEM Case No.

SAS No.:

SDG No.: MD0523Matrix (soil/water): SOILLevel (low/med): MED

Concentration Units: ug/L

Analyte	Initial Sample Result (I)	C	Serial Dilution Result (S)	C	% Differ- ence	Q	M
Aluminum	66669.73		63914.64		4.1		P
Antimony	2.00	U	26.12	B			P
Arsenic	76.36		67.83		11.2		P
Barium	916.35		925.10	B	1.0		P
Beryllium	3.18	B	3.39	B	6.6		P
Cadmium	2.08	B	2.37	B	13.9		P
Calcium	102335.93		98624.90		3.6		P
Chromium	96.11		97.03		1.0		P
Cobalt	68.35		69.55	B	1.8		P
Copper	137.43		139.80		1.7		P
Iron	147216.22		153070.33		4.0		P
Lead	181.46		180.70		0.4		P
Magnesium	46223.79		47448.72		2.6		P
Manganese	2987.68		3014.45		0.9		P
Nickel	148.71		154.50	B	3.9		P
Potassium	7518.18		7789.77	B	3.6		P
Selenium	3.00	U	15.00	U			P
Silver	0.70	U	3.50	U			P
Sodium	527.11	B	535.75	B	1.6		P
Thallium	2.00	U	10.00	U			P
Vanadium	87.95		85.69	B	2.6		P
Zinc	430.74		456.45		6.0		P

FORM IX - IN

ILM04.1

U.S. EPA - CLP

10

INSTRUMENT DETECTION LIMITS (QUARTERLY)

Lab Name: Mitkem Corporation

Contract: 3563S-04

Lab Code: MITKEM Case No.

SAS No.: SDG No.: MD0523

ICP ID Number:

Date: 04/01/05

Flame AA ID Number: FIMS1

TestCode: ILM4.1\_HG\_W

Furnace AA ID Number:

Analyte	Wave-length (nm)	Back-ground	CRDL (UG/L)	IDL (UG/L)	M
Mercury	253.70		0.2	0.1	CV

Comments:

---



---



---



---

U.S. EPA - CLP

10

INSTRUMENT DETECTION LIMITS (QUARTERLY)

Lab Name: Mitkem Corporation

Contract: 3563S-04

Lab Code: MITKEM Case No.

SAS No.: SDG No.: MD0523

ICP ID Number:

Date: 04/01/05

Flame AA ID Number: LACHAT1

TestCode: ILM4.1\_CN\_W

Furnace AA ID Number:

Analyte	Wave-length (nm)	Back-ground	CRDL (UG/L)	IDL (UG/L)	M
Cyanide			10	2.0	CA

Comments:

---



---



---

## U.S. EPA - CLP

10

## INSTRUMENT DETECTION LIMITS (QUARTERLY)

Lab Name: Mitkem CorporationContract: 3563S-04Lab Code: MITKEM

Case No.

SAS No.:

SDG No.: MD0523

ICP ID Number:

OPTIMA2Date: 04/01/05

Flame AA ID Number:

TestCode: ILM4.1\_ICP\_W

Furnace AA ID Number:

Analyte	Wave-length (nm)	Back-ground	CRDL (UG/L)	IDL (UG/L)	M
Aluminum	308.21		200	18.0	P
Arsenic	188.98		10	2.0	P
Barium	233.53		200	0.4	P
Beryllium	313.11		5.0	0.2	P
Cadmium	226.50		5.0	0.2	P
Calcium	227.54		5000	50.0	P
Chromium	267.72		10	0.5	P
Cobalt	228.62		50	0.4	P
Copper	324.75		25	1.0	P
Iron	273.96		100	4.0	P
Lead	220.35		3.0	0.9	P
Magnesium	279.08		5000	9.0	P
Manganese	257.61		15	0.4	P
Nickel	231.60		40	0.7	P
Selenium	196.03		5.0	3.0	P
Silver	328.07		10	0.7	P
Thallium	190.80		10	2.0	P
Vanadium	292.40		50	0.4	P
Zinc	206.20		20	2.0	P

Comments:

---

---

---

## U.S. EPA - CLP

10

## INSTRUMENT DETECTION LIMITS (QUARTERLY)

Lab Name: Mitkem CorporationContract: 3563S-04Lab Code: MITKEM

Case No.

SAS No.:

SDG No.: MD0523

ICP ID Number:

OPTIMA3Date: 04/01/05

Flame AA ID Number:

TestCode: ILM4.1\_ICP\_W

Furnace AA ID Number:

Analyte	Wave-length (nm)	Back-ground	CRDL (UG/L)	IDL (UG/L)	M
Antimony	206.83		60	2.0	P
Potassium	766.49		5000	55.0	P
Sodium	589.59		5000	32.0	P

Comments:

---

---

---

---

## U.S. EPA - CLP

11A

## ICP INTERELEMENT CORRECTION FACTORS (ANNUALLY)

Lab Name: Mitkem CorporationContract: 3563S-04Lab Code: MITKEM

Case No.

SAS No.:

SDG No.: MD0523

ICP ID Number:

OPTIMA2Date: 3/30/05

Analyte	Wave-length (nm)	Interelement Correction Factors for:				
		Al	Ca	Fe	Mg	Cr
Aluminum	308.21		0.0000000	0.0000000	0.0000000	0.0000000
Antimony	206.83	0.0174150	-0.0031006	0.1190830	0.0081035	5.7478200
Arsenic	188.97	0.0728007	0.0000000	0.0111660	0.0111660	-5.3346900
Barium	233.52	0.0046014	0.0068611	0.1471710	0.0036820	0.0000000
Beryllium	313.10	0.0000000	0.0000000	0.0000000	0.0000000	0.0000000
Cadmium	226.50	-0.0035740	0.0000000	0.0664913	0.0000000	0.0000000
Calcium	227.54	-0.5000390		12.8307000	0.0000000	5.5746300
Chromium	267.71	0.0000000	0.0000000	0.0000000	0.0000000	
Cobalt	228.61	0.0000000	0.0000000	0.0250613	0.0000000	-0.0557816
Copper	324.75	0.0072906	0.0039852	-0.1106930	0.0033097	0.1265570
Iron	273.95	0.0000000	0.0000000		0.0000000	0.0000000
Lead	220.35	-0.2678550	-0.0170279	-0.0228521	0.0021432	-0.1462470
Magnesium	279.07	0.0000000	0.0000000	-0.3250520		0.0000000
Manganese	257.61	-0.0388603	0.0047481	-0.5591400	0.0077324	-0.5826900
Nickel	231.60	0.0000000	0.0000000	0.0000302	0.0000000	0.0000000
Selenium	196.02	-0.0555964	-0.0182908	-0.0004092	-0.0058448	-0.0625148
Silver	328.06	0.3719790	0.5376300	-0.0000575	0.0509589	0.1291050
Sodium	330.24	0.3088000	0.5913160	-1.5536100	0.0000000	0.0000000
Thallium	190.80	0.0623562	-0.0110972	0.0000000	0.0062609	0.1560700
Vanadium	292.40	0.0000000	0.0000000	-0.0108800	-0.0030049	-1.6625200
Zinc	206.2	0.0105770	0.0063648	0.0243549	0.0478891	-2.4316200

Comments:



## U.S. EPA - CLP

11B

## ICP INTERELEMENT CORRECTION FACTORS (ANNUALLY)

Lab Name: Mitkem CorporationContract: 3563S-04Lab Code: MITKEM

Case No.

SAS No.:

SDG No.: MD0523

ICP ID Number:

OPTIMA2Date: 3/30/05

Analyte	Wave-length (nm)	Interelement Correction Factors for:				
		Cu	Mn	Ni	Tl	Ti
Aluminum	308.21	0.0000000	3.5113200	0.0000000	0.0000000	7.7972300
Antimony	206.83	0.0635122	0.0000000	-0.6345370	0.0000000	0.0000000
Arsenic	188.97	0.0950247	0.0943115	0.0353420	0.0000000	0.0000000
Barium	233.52	0.0000000	0.0000000	0.0363350	0.0000000	0.0000000
Beryllium	313.10	0.0000000	0.0000000	0.0000000	0.0000000	-1.3160900
Cadmium	226.50	0.0000000	0.0000000	-0.2330110	0.0000000	0.0000000
Calcium	227.54	15.2080000	4.8753100	26.9670000	0.0000000	9.7776700
Chromium	267.71	0.3955010	0.5395740	0.0680176	0.1064640	0.3212980
Cobalt	228.61	0.0000000	0.0000000	0.1294980	0.0000000	1.6297500
Copper	324.75		0.7489700	0.1716190	0.2134400	0.6450550
Iron	273.95	0.0000000	0.0000000	0.0000000	0.0000000	0.0000000
Lead	220.35	-0.0913612	0.0505016	-0.6345370	0.0000000	-0.5608130
Magnesium	279.07	0.0000000	-17.7574000	0.0000000	0.0000000	-7.9278400
Manganese	257.61	0.0000000		0.0224954	0.1603130	0.4882460
Nickel	231.60	0.0000000	0.0000000		0.9385730	1.7139400
Selenium	196.02	0.0619276	0.6810920	0.0000000	0.0000000	0.0000000
Silver	328.06	0.1111620	0.0927470	0.0262930	0.0894754	0.0000000
Sodium	330.24	-11.2798000	0.0000000	0.0000000	0.0000000	588.4260000
Thallium	190.80	0.0000000	-1.3575900	-0.0201988		0.5053050
Vanadium	292.40	0.0000000	-0.0678184	0.0000000	0.0000000	0.2716680
Zinc	206.2	0.0000000	0.1280170	0.0329218	0.2110700	0.5658720

Comments:

---



---



---



---

## U.S. EPA - CLP

11B  
ICP INTERELEMENT CORRECTION FACTORS (ANNUALLY)Lab Name: Mitkem CorporationContract: 3563S-04Lab Code: MITKEM

Case No.

SAS No.:

SDG No.: MD0523

ICP ID Number:

OPTIMA2Date: 3/30/05

Analyte	Wave-length (nm)	Interelement Correction Factors for:				
		V				
Aluminum	308.21	14.9737000				
Antimony	206.83	-1.4152400				
Arsenic	188.97	0.0696804				
Barium	233.52	0.5825770				
Beryllium	313.10	0.0000000				
Cadmium	226.50	0.0000000				
Calcium	227.54	42.7958000				
Chromium	267.71	-0.1479760				
Cobalt	228.61	0.0000000				
Copper	324.75	-0.2133690				
Iron	273.95	58.8950000				
Lead	220.35	-0.0935740				
Magnesium	279.07	-1.7446300				
Manganese	257.61	-0.1035920				
Nickel	231.60	0.1378080				
Selenium	196.02	0.2808450				
Silver	328.06	-1.0256500				
Sodium	330.24	0.0000000				
Thallium	190.80	2.1012200				
Vanadium	292.40					
Zinc	206.2	0.0217066				

Comments:

## U.S. EPA - CLP

11A

## ICP INTERELEMENT CORRECTION FACTORS (ANNUALLY)

Lab Name: Mitkem CorporationContract: 3563S-04Lab Code: MITKEM

Case No.

SAS No.:

SDG No.: MD0523

ICP ID Number:

OPTIMA3

Date:

3/30/05

Analyte	Wave-length (nm)	Interelement Correction Factors for:				
		Al	Ca	Fe	Mg	Cr
Aluminum	308.21		0.0000000	0.0000000	0.0000000	0.0000000
Antimony	206.83	0.0000000	0.0000000	-0.0517312	0.0000000	15.4803000
Arsenic	188.97	0.0045356	0.0024744	-0.0285871	0.0092064	0.1871210
Barium	233.52	0.0025226	0.0068006	0.0333679	0.0000000	0.0000000
Beryllium	313.10	0.0000000	0.0000000	0.0000000	0.0000000	0.0000000
Cadmium	226.50	0.0000000	0.0000000	0.0411486	0.0000000	0.0000000
Calcium	227.54	0.0000000		27.1137000	0.2574310	4.3574700
Chromium	267.71	0.0000000	0.0021322	-0.0049863	0.0000000	
Cobalt	228.61	0.0000000	0.0000000	0.0222111	0.0000000	-0.0728049
Copper	324.75	0.0134956	0.0000000	-0.2539560	-0.0033103	-0.0915122
Iron	273.95	0.0000000	0.0000000		0.0000000	0.0000000
Lead	220.35	-0.0876746	-0.0229064	0.0293723	0.0033855	-0.0939601
Magnesium	279.07	0.0000000	0.0000000	0.6940750		0.0000000
Manganese	257.61	0.0000000	0.0000000	0.0000000	0.0238222	-0.0405452
Nickel	231.60	0.0000000	0.0031128	0.0185769	0.0000000	0.0000000
Selenium	196.02	-0.0296877	-0.0209754	-0.1962320	-0.0169028	0.0432675
Silver	328.06	0.3670370	0.5515260	0.0549539	0.0058626	0.0000000
Sodium	330.24	0.0721289	1.6032800	-1.5017600	-0.0869609	10.6933000
Thallium	190.80	0.0000000	0.0099136	-0.0481012	-0.0155318	0.2873470
Vanadium	292.40	0.0000000	0.0000000	0.0000000	0.0000000	-2.5362100
Zinc	206.2	0.0055655	0.0000000	0.0134116	0.0450133	-3.7838400

Comments:

## U.S. EPA - CLP

11B

## ICP INTERELEMENT CORRECTION FACTORS (ANNUALLY)

Lab Name: Mitkem CorporationContract: 3563S-04Lab Code: MITKEM

Case No.

SAS No.:

SDG No.: MD0523

ICP ID Number:

OPTIMA3Date: 3/30/05

Analyte	Wave-length (nm)	Interelement Correction Factors for:				
		Cu	Mn	Ni	Tl	Ti
Aluminum	308.21	0.0000000	0.0000000	0.0000000	0.0000000	0.0000000
Antimony	206.83	0.0782287	-0.1102270	-0.8122530	0.0000000	0.2031080
Arsenic	188.97	0.0000000	0.0000000	0.0186825	-0.0952024	0.0000000
Barium	233.52	0.0000000	0.0000000	0.0000000	0.0000000	0.0000000
Beryllium	313.10	0.0000000	0.0000000	0.0000000	0.0000000	-1.1853200
Cadmium	226.50	0.0000000	0.0000000	-0.2560290	0.0000000	0.0000000
Calcium	227.54	9.2404200	4.8478000	45.3181000	0.0000000	6.0943300
Chromium	267.71	0.0000000	0.2669770	0.0000000	0.0000000	0.1082320
Cobalt	228.61	0.0000000	0.0000000	0.0935109	0.0000000	2.1801300
Copper	324.75		0.0000000	0.0000000	0.0865919	0.1871190
Iron	273.95	0.0000000	0.0000000	0.0000000	0.0000000	0.0000000
Lead	220.35	0.2515750	0.1073900	0.0000000	0.0000000	-0.1902580
Magnesium	279.07	0.0000000	-3.4112600	0.0000000	0.0000000	0.0000000
Manganese	257.61	0.0000000		0.0000000	0.1517340	0.5352630
Nickel	231.60	0.0000000	0.0507419		0.2032970	0.0014408
Selenium	196.02	-0.0634704	0.8209090	0.0315190	-0.1350020	-0.1919800
Silver	328.06	0.0000000	0.0774532	-0.0602150	-0.0850740	0.3390440
Sodium	330.24	-4.8099800	0.0000000	2.6787200	-4.5025700	380.7280000
Thallium	190.80	0.0000000	-2.3409500	0.0450492		0.7407530
Vanadium	292.40	0.0000000	-0.0539501	0.0000000	0.0000000	0.6419912
Zinc	206.2	0.0000000	0.3582140	0.0000000	0.1493410	0.4049780

Comments:

## U.S. EPA - CLP

11B

## ICP INTERELEMENT CORRECTION FACTORS (ANNUALLY)

Lab Name: Mitkem CorporationContract: 3563S-04Lab Code: MITKEM

Case No. \_\_\_\_\_

SAS No.: \_\_\_\_\_

SDG No.: MD0523

ICP ID Number: \_\_\_\_\_

OPTIMA3Date: 3/30/05

Analyte	Wave-length (nm)	Interelement Correction Factors for:				
		V	_____	_____	_____	_____
Aluminum	308.21	-24.1150000				
Antimony	206.83	-0.1104220				
Arsenic	188.97	0.1568980				
Barium	233.52	-0.6748410				
Beryllium	313.10	-0.0346689				
Cadmium	226.50	0.0000000				
Calcium	227.54	58.0892000				
Chromium	267.71	-0.3813230				
Cobalt	228.61	0.0000000				
Copper	324.75	-0.1314340				
Iron	273.95	30.6163000				
Lead	220.35	-0.0674069				
Magnesium	279.07	0.0000000				
Manganese	257.61	-0.0342472				
Nickel	231.60	0.0000000				
Selenium	196.02	-0.0783879				
Silver	328.06	-5.7249500				
Sodium	330.24	3.2989700				
Thallium	190.80	0.0000000				
Vanadium	292.40					
Zinc	206.2	0.0000000				

Comments:


## U.S. EPA - CLP

12  
ICP LINEAR RANGES (QUARTERLY)Lab Name: Mitkem CorporationContract: 3563S-04Lab Code: MITKEM Case No.

SAS No.:

SDG No.: MD0523ICP ID Number: OPTIMA2Date: 04/01/2005

Analyte	Integ. Time (Sec.)	Concentration (ug/L)	M
Aluminum	0.20	500000	P
Arsenic	0.20	25000	P
Barium	0.20	50000	P
Beryllium	0.20	1000	P
Cadmium	0.20	10000	P
Calcium	0.20	500000	P
Chromium	0.20	25000	P
Cobalt	0.20	50000	P
Copper	0.20	25000	P
Iron	0.20	300000	P
Lead	0.20	50000	P
Magnesium	0.20	500000	P
Manganese	0.20	25000	P
Nickel	0.20	50000	P
Selenium	0.20	25000	P
Silver	0.20	2500	P
Thallium	0.20	25000	P
Vanadium	0.20	50000	P
Zinc	0.20	25000	P

Comments:

---

---

---

---

U.S. EPA - CLP

12  
ICP LINEAR RANGES (QUARTERLY)

Lab Name: Mitkem Corporation

Contract: 3563S-04

Lab Code: MITKEM Case No.

SAS No.:

SDG No.: MD0523

ICP ID Number: OPTIMA3

Date: 04/01/2005

Analyte	Integ. Time (Sec.)	Concentration (ug/L)	M
Antimony	0.20	50000	P
Potassium	0.20	250000	P
Sodium	0.20	250000	P

Comments:

---



---



---



---

U.S. EPA - CLP

13  
PREPARATION LOG

Lab Name: Mitkem Corporation

Contract: 3563S-04

Lab Code: MITKEM Case No.

SAS No.:

SDG No.: MD0523

Method: CA

EPA Sample No.	Preparation Date	Weight (gram)	Volume (mL)
B-190	05/12/05	1.25	50
ICSS	05/12/05	1.03	50
FBS	05/12/05	1.00	50



## U.S. EPA - CLP

13  
PREPARATION LOGLab Name: Mitkem CorporationContract: 3563S-04Lab Code: MITKEM Case No.

SAS No.:

SDG No.: MD0523Method: CV

EPA Sample No.	Preparation Date	Weight (gram)	Volume (mL)
B-190	05/18/05	0.20	100
LCSS	05/18/05	0.20	100
PBS	05/18/05	0.20	100

## U.S. EPA - CLP

13  
PREPARATION LOGLab Name: Mitkem CorporationContract: 3563S-04Lab Code: MITKEM Case No.

SAS No.:

SDG No.: MD0523Method: P

EPA Sample No.	Preparation Date	Weight (gram)	Volume (mL)
B-190	05/18/05	1.49	200
LCSS	05/18/05	1.00	200
PBS	05/18/05	1.00	200

## U.S. EPA - CLP

14  
ANALYSIS RUN LOGLab Name: Mitkem CorporationContract: 3563S-04Lab Code: MITKEM Case No.:

SAS No.:

SDG No.: MD0523Instrument ID Number: FIMS1Method: CVStart Date: 05/18/2005End Date: 05/18/2005

EPA Sample No.	D/F	Time	% R	Analytes																					
				A L	S B	A S	B A	B E	C D	C A	C O	C R	C U	F E	P B	M G	M N	H G	N I	K	S E	A G	N A	T L	V
S0	1.00	1525																X							
S0.2	1.00	1527																X							
S1.0	1.00	1528																X							
S2.0	1.00	1529																X							
S5.0	1.00	1531																X							
S10.0	1.00	1532																X							
ICV	1.00	1533																X							
ICB	1.00	1535																X							
CRA	1.00	1536																X							
CCV	1.00	1537																X							
CCB	1.00	1539																X							
ZZZZZZ	1.00	1540																							
ZZZZZZ	1.00	1541																							
ZZZZZZ	1.00	1543																							
ZZZZZZ	1.00	1544																							
ZZZZZZ	1.00	1545																							
CCV	1.00	1547																X							
CCB	1.00	1548																X							
PBS	1.00	1549																X							
ZZZZZZ	1.00	1551																							
B-190	1.00	1552																X							
ZZZZZZ	1.00	1553																							
ZZZZZZ	1.00	1555																							
ZZZZZZ	1.00	1556																							
LCSS	10.00	1557																X							
ZZZZZZ	1.00	1559																							
CCV	1.00	1600																X							
CCB	1.00	1601																X							

## U.S. EPA - CLP

14  
ANALYSIS RUN LOG

Lab Name: Mitkem CorporationContract: 3563S-04Lab Code: MITKEM Case No.

SAS No.:

SDG No.: MD0523Instrument ID Number: LACHAT1Method: CAStart Date: 05/13/2005End Date: 05/13/2005

EPA Sample No.	D/F	Time	% R	Analytes																							
				A L	S B	A S	B A	B E	C D	C A	C O	C R	C U	F E	P B	M G	M N	H G	N I	K	S E	A G	N A	T L	V	Z N	C N
S0	1.00	1142																									X
S0.01	1.00	1144																									X
S0.025	1.00	1147																									X
S0.05	1.00	1149																									X
S0.10	1.00	1152																									X
S0.20	1.00	1154																									X
S0.40	1.00	1157																									X
ICV	1.00	1200																									X
ICB	1.00	1203																									X
CRA	1.00	1205																									X
CCV	1.00	1208																									X
CCB	1.00	1210																									X
ZZZZZZ	1.00	1213																									
ZZZZZZ	1.00	1216																									
ZZZZZZ	1.00	1218																									
ZZZZZZ	1.00	1221																									
CCV	1.00	1223																									X
CCB	1.00	1226																									X
ZZZZZZ	1.00	1228																									
ZZZZZZ	1.00	1231																									
ZZZZZZ	1.00	1233																									
ZZZZZZ	1.00	1236																									
ZZZZZZ	1.00	1238																									
ZZZZZZ	1.00	1241																									
ZZZZZZ	1.00	1243																									
ZZZZZZ	1.00	1246																									
CCV	1.00	1248																									X
CCB	1.00	1251																									X
ZZZZZZ	1.00	1253																									
ZZZZZZ	1.00	1256																									
ZZZZZZ	1.00	1258																									
ZZZZZZ	1.00	1301																									
ZZZZZZ	1.00	1303																									
ZZZZZZ	1.00	1306																									
ZZZZZZ	1.00	1309																									

FORM XIV - IN

ILM04.1

## U.S. EPA - CLP

14  
ANALYSIS RUN LOGLab Name: Mitkem CorporationContract: 3563S-04Lab Code: MITKEM Case No.

SAS No.:

SDG No.: MD0523Instrument ID Number: LACHAT1Method: CAStart Date: 05/13/2005End Date: 05/13/2005

EPA Sample No.	D/F	Time	% R	Analytes																									
				A L	S B	A S	B A	B E	C D	C A	C O	C R	C U	F E	P B	M G	M N	H G	N I	K	S E	A G	N A	T L	V	Z N	C N		
ZZZZZZ	1.00	1311																											
CCV	1.00	1314																									X		
CCB	1.00	1316																									X		
ZZZZZZ	1.00	1319																											
PBS	1.00	1321																									X		
ZZZZZZ	1.00	1324																											
ZZZZZZ	1.00	1326																											
ZZZZZZ	1.00	1329																											
ZZZZZZ	1.00	1331																											
B-190	1.00	1334																									X		
CCV	1.00	1336																									X		
CCB	1.00	1339																									X		
ZZZZZZ	1.00	1341																											
LCSS	10.00	1445																									X		
CCV	1.00	1447																									X		
CCB	1.00	1450																									X		

## U.S. EPA - CLP

14  
ANALYSIS RUN LOGLab Name: Mitkem CorporationContract: 3563S-04Lab Code: MITKEM Case No.

SAS No.:

SDG No.: MD0523Instrument ID Number: OPTIMA2Method: PStart Date: 05/19/2005End Date: 05/19/2005

EPA Sample No.	D/F	Time	% R	Analytes																					
				A L	S B	A S	B A	B E	C D	C A	C O	C R	C U	F E	P B	M G	M N	H G	N I	K	S E	A G	N A	T L	V N
S0	1.00	1053		X		X	X	X	X	X	X	X	X	X	X	X	X		X		X	X		X	X
S1	1.00	1057		X		X	X	X	X	X	X	X	X	X	X	X	X		X		X	X		X	X
ZZZZZZ	1.00	1102																							
ZZZZZZ	1.00	1106																							
ICV	1.00	1109		X		X	X	X	X	X	X	X	X	X	X	X	X		X		X	X		X	X
ICB	1.00	1119		X		X	X	X	X	X	X	X	X	X	X	X	X		X		X	X		X	X
CRI	1.00	1123				X		X	X		X	X	X		X		X		X		X	X		X	X
ICSA	1.00	1127		X		X	X	X	X	X	X	X	X	X	X	X	X		X		X	X		X	X
ICSAB	1.00	1131		X		X	X	X	X	X	X	X	X	X	X	X	X		X		X	X		X	X
CCV	1.00	1136		X		X	X	X	X	X	X	X	X	X	X	X	X		X		X	X		X	X
CCB	1.00	1140		X		X	X	X	X	X	X	X	X	X	X	X	X		X		X	X		X	X
ZZZZZZ	1.00	1144																							
ZZZZZZ	1.00	1148																							
ZZZZZZ	1.00	1152																							
ZZZZZZ	1.00	1156																							
ZZZZZZ	5.00	1201																							
ZZZZZZ	1.00	1205																							
ZZZZZZ	1.00	1209																							
CCV	1.00	1218		X		X	X	X	X	X	X	X	X	X	X	X	X		X		X	X		X	X
CCB	1.00	1223		X		X	X	X	X	X	X	X	X	X	X	X	X		X		X	X		X	X
PBS	1.00	1227		X		X	X	X	X	X	X	X	X	X	X	X	X		X		X	X		X	X
LCSS	1.00	1231		X		X	X	X	X	X	X	X	X	X	X	X	X		X		X	X		X	X
B-190L	5.00	1235		X		X	X	X	X	X	X	X	X	X	X	X	X		X		X	X		X	X
B-190	1.00	1239		X		X	X	X	X	X	X	X	X	X	X	X	X		X		X	X		X	X
ZZZZZZ	1.00	1243																							
CRI	1.00	1248				X		X	X		X	X	X		X		X		X		X	X		X	X
ICSA	1.00	1252		X		X	X	X	X	X	X	X	X	X	X	X	X		X		X	X		X	X
ICSAB	1.00	1256		X		X	X	X	X	X	X	X	X	X	X	X	X		X		X	X		X	X
CCV	1.00	1300		X		X	X	X	X	X	X	X	X	X	X	X	X		X		X	X		X	X
CCB	1.00	1304		X		X	X	X	X	X	X	X	X	X	X	X	X		X		X	X		X	X

## U.S. EPA - CLP

14  
ANALYSIS RUN LOG

Lab Name: Mitkem CorporationContract: 3563S-04Lab Code: MITKEM Case No.:

SAS No.:

SDG No.: MD0523Instrument ID Number: OPTIMA3Method: PStart Date: 05/19/2005End Date: 05/19/2005

EPA Sample No.	D/F	Time	% R	Analytes																									
				A L	S B	A S	B A	B E	C D	C A	C O	C R	C U	F E	P B	M G	M N	H G	N I	K	S E	A G	N A	T L	V	Z N	C N		
S0	1.00	1404																				X							
S1	1.00	1406																				X							
ICV	1.00	1408																				X							
ICB	1.00	1411																				X							
ICSA	1.00	1413																				X							
ICSAB	1.00	1415																				X							
CCV	1.00	1418																				X							
CCB	1.00	1420																				X							
PBS	1.00	1423																				X							
LCSS	1.00	1425																				X							
B-190L	5.00	1427																				X							
B-190	1.00	1430																				X							
ZZZZZZ	1.00	1432																											
ZZZZZZ	1.00	1434																											
ZZZZZZ	5.00	1437																											
ZZZZZZ	1.00	1439																											
CCV	1.00	1441																				X							
CCB	1.00	1444																				X							
ZZZZZZ	1.00	1446																											
ZZZZZZ	1.00	1448																											
ZZZZZZ	5.00	1451																											
ZZZZZZ	1.00	1453																											
ZZZZZZ	5.00	1455																											
ICSA	1.00	1458																				X							
ICSAB	1.00	1500																				X							
CCV	1.00	1502																				X							
CCB	1.00	1505																				X							

## U.S. EPA - CLP

14  
ANALYSIS RUN LOGLab Name: Mitkem CorporationContract: 3563S-04Lab Code: MITKEM Case No.SAS No.: SDG No.: MD0523Instrument ID Number: OPTIMA3Method: PStart Date: 05/19/2005End Date: 05/19/2005

EPA Sample No.	D/F	Time	% R	Analytes																					
				A L	S B	A S	B A	B E	C D	C A	C O	C R	C U	F E	P B	M G	M N	H G	N I	K	S E	A G	N A	T L	V N
S0	1.00	1507																		X					
S1	1.00	1509																		X					
ICV	1.00	1512																		X					
ICB	1.00	1514																		X					
ICSA	1.00	1516																		X					
ICSAB	1.00	1519																		X					
CCV	1.00	1521																		X					
CCB	1.00	1523																		X					
PBS	1.00	1526																		X					
LCSS	1.00	1528																		X					
B-190L	1.00	1531																		X					
B-190	5.00	1533																		X					
ZZZZZZ	1.00	1535																							
ZZZZZZ	1.00	1538																							
ZZZZZZ	5.00	1540																							
ZZZZZZ	1.00	1542																							
CCV	1.00	1545																		X					
CCB	1.00	1547																		X					
ZZZZZZ	1.00	1549																							
ZZZZZZ	1.00	1552																							
ZZZZZZ	5.00	1554																							
ZZZZZZ	1.00	1556																							
ZZZZZZ	5.00	1559																							
ICSA	1.00	1601																		X					
ICSAB	1.00	1603																		X					
CCV	1.00	1606																		X					
CCB	1.00	1608																		X					



## U.S. EPA - CLP

14  
ANALYSIS RUN LOGLab Name: Mitkem CorporationContract: 3563S-04Lab Code: MITKEM Case No.

SAS No.:

SDG No.: MD0523Instrument ID Number: OPTIMA3Method: PStart Date: 05/20/2005End Date: 05/20/2005

EPA Sample No.	D/F	Time	% R	Analytes																									
				A L	S B	A S	B A	B E	C D	C A	C O	C R	C U	F E	P B	M G	M N	H G	N I	K	S E	A G	N A	T L	V	Z N	C N		
S0	1.00	1330			X																								
S1	1.00	1334			X																								
ICV	1.00	1337			X																								
ICB	1.00	1340			X																								
CRI	1.00	1343			X																								
ICSA	1.00	1346			X																								
ICSAB	1.00	1349			X																								
CCV	1.00	1352			X																								
CCB	1.00	1356			X																								
PBS	1.00	1359			X																								
LCSS	1.00	1402			X																								
B-190L	5.00	1405			X																								
B-190	1.00	1408			X																								
ZZZZZZ	1.00	1412																											
ZZZZZZ	1.00	1415																											
ZZZZZZ	1.00	1418																											
ZZZZZZ	5.00	1421																											
ZZZZZZ	1.00	1424																											
ZZZZZZ	1.00	1427																											
CCV	1.00	1431			X																								
CCB	1.00	1434			X																								
ZZZZZZ	1.00	1437																											
ZZZZZZ	1.00	1440																											
ZZZZZZ	5.00	1443																											
ZZZZZZ	1.00	1446																											
ZZZZZZ	5.00	1449																											
CRI	1.00	1453			X																								
ICSA	1.00	1456			X																								
ICSAB	1.00	1459			X																								
CCV	1.00	1502			X																								
CCB	1.00	1505			X																								

## Instrument Raw Data

☒ ICP

☒ Mercury

☐ Cyanide

## =====

Reprocessing Begun

Logged In Analyst: optima2

Technique: ICP Continuous

Results Data Set (original): A05051901

Results Library (original): D:\pe\administrator\Results\Results.mdb

Results Data Set (reprocessed): A05051901A

Results Library (reprocessed): D:\pe\administrator\Results\Results.mdb

=====

Sequence No.: 1

Sample ID: S0

Analyst:

Sample Wt:

Dilution:

Autosampler Location: 1

Date Collected: 5/19/05 10:53:43 AM

Sample Prep Volume:

Data Type: Reprocessed on 5/20/05 9:15:57 AM,

-----

Mean Data: S0

Analyte	Mean Corrected Intensity	Std.Dev.	RSD	Conc.	Calib Units
Ag 328.068	-1124.9	85.80	7.63%	[0.00]	mg/L
Al 308.215	17136.0	182.80	1.07%	[0.00]	mg/L
As 188.979	16.6	0.51	3.06%	[0.00]	mg/L
Ba 233.527	566.8	3.73	0.66%	[0.00]	mg/L
Be 313.107	-1957.5	2.67	0.14%	[0.00]	mg/L
Co 228.616	-191.0	0.91	0.48%	[0.00]	mg/L
Cr 267.716	1404.8	22.35	1.59%	[0.00]	mg/L
Cu 324.752	4661.6	25.28	0.54%	[0.00]	mg/L
Fe 273.955	-2387.5	5.26	0.22%	[0.00]	mg/L
Mg 279.077	-9896.8	0.64	0.01%	[0.00]	mg/L
Mn 257.610	-2775.0	2.36	0.09%	[0.00]	mg/L
Ni 231.604	-146.3	8.79	6.01%	[0.00]	mg/L
Pb 220.353	-401.7	5.58	1.39%	[0.00]	mg/L
Sb 206.836	207.3	0.44	0.21%	[0.00]	mg/L
Se 196.026	16.3	3.68	22.55%	[0.00]	mg/L
Tl 190.801	20.3	0.12	0.59%	[0.00]	mg/L
V 292.402	-375.3	42.26	11.26%	[0.00]	mg/L
Zn 206.200	344.5	11.54	3.35%	[0.00]	mg/L
Na 330.237	338.1	157.16	46.48%	[0.00]	mg/L
Cd 226.502	-632.8	8.44	1.33%	[0.00]	mg/L
Ti 334.940	548.1	73.25	13.36%	[0.00]	mg/L
Ca 227.546	151.2	10.06	6.65%	[0.00]	mg/L

=====

Sequence No.: 2

Sample ID: S1

Analyst:

Sample Wt:

Dilution:

Autosampler Location: 2

Date Collected: 5/19/05 10:57:47 AM

Sample Prep Volume:

Data Type: Reprocessed on 5/20/05 9:16:02 AM,

-----

Mean Data: S1

Analyte	Mean Corrected Intensity	Std.Dev.	RSD	Conc.	Calib Units
Ag 328.068	851786.5	1002.51	0.12%	[2.5]	mg/L
Al 308.215	675285.0	1720.18	0.25%	[20]	mg/L
As 188.979	1717.4	12.19	0.71%	[1]	mg/L
Ba 233.527	1721940.6	8763.05	0.51%	[20]	mg/L
Be 313.107	3095880.4	17232.87	0.56%	[0.5]	mg/L
Co 228.616	233167.3	3.01	0.00%	[5]	mg/L
Cr 267.716	451304.9	1127.46	0.25%	[2]	mg/L
Cu 324.752	980315.4	6430.42	0.66%	[2.5]	mg/L
Fe 273.955	231296.2	659.26	0.29%	[10]	mg/L
Mg 279.077	941971.8	1345.73	0.14%	[50]	mg/L
Mn 257.610	556919.0	321.99	0.06%	[5]	mg/L
Ni 231.604	364885.1	114.06	0.03%	[5]	mg/L
Pb 220.353	11818.9	56.53	0.48%	[1]	mg/L
Sb 206.836	3056.9	309.99	10.14%	[1]	mg/L
Se 196.026	2332.2	19.74	0.85%	[1]	mg/L
Tl 190.801	2096.4	12.17	0.58%	[1]	mg/L

V 292.402	1212556.0	4139.88	0.34%	[5] mg/L
Zn 206.200	482779.9	1922.61	0.40%	[5] mg/L
Na 330.237	79332.6	460.71	0.58%	[50] mg/L
Cd 226.502	115280.3	503.43	0.44%	[0.5] mg/L
Ti 334.940	739094.2	4751.30	0.64%	[1] mg/L
Ca 227.546	25287.3	135.66	0.54%	[50] mg/L

## Calibration Summary

Analyte	Stds.	Equation	Intercept	Slope	Curvature	Corr. Coef.	Reslope
Ag 328.068	1	Lin Thru 0	0.0	340700	0.00000	1.000000	
Al 308.215	1	Lin Thru 0	0.0	33760	0.00000	1.000000	
As 188.979	1	Lin Thru 0	0.0	1717	0.00000	1.000000	
Ba 233.527	1	Lin Thru 0	0.0	86100	0.00000	1.000000	
Be 313.107	1	Lin Thru 0	0.0	6192000	0.00000	1.000000	
Co 228.616	1	Lin Thru 0	0.0	46630	0.00000	1.000000	
Cr 267.716	1	Lin Thru 0	0.0	225700	0.00000	1.000000	
Cu 324.752	1	Lin Thru 0	0.0	392100	0.00000	1.000000	
Fe 273.955	1	Lin Thru 0	0.0	23130	0.00000	1.000000	
Mg 279.077	1	Lin Thru 0	0.0	18840	0.00000	1.000000	
Mn 257.610	1	Lin Thru 0	0.0	111400	0.00000	1.000000	
Ni 231.604	1	Lin Thru 0	0.0	72980	0.00000	1.000000	
Pb 220.353	1	Lin Thru 0	0.0	11820	0.00000	1.000000	
Sb 206.836	1	Lin Thru 0	0.0	3057	0.00000	1.000000	
Se 196.026	1	Lin Thru 0	0.0	2332	0.00000	1.000000	
Tl 190.801	1	Lin Thru 0	0.0	2096	0.00000	1.000000	
V 292.402	1	Lin Thru 0	0.0	242500	0.00000	1.000000	
Zn 206.200	1	Lin Thru 0	0.0	96560	0.00000	1.000000	
Na 330.237	1	Lin Thru 0	0.0	1587	0.00000	1.000000	
Cd 226.502	1	Lin Thru 0	0.0	230600	0.00000	1.000000	
Ti 334.940	1	Lin Thru 0	0.0	739100	0.00000	1.000000	
Ca 227.546	1	Lin Thru 0	0.0	505.7	0.00000	1.000000	

Sequence No.: 3

Sample ID: ICV

Analyst:

Sample Wt:

Dilution:

Autosampler Location: 9

Date Collected: 5/19/05 11:02:02 AM

Sample Prep Volume:

Data Type: Reprocessed on 5/20/05 9:16:03 AM,

Mean Data: ICV

Analyte	Mean Corrected Intensity	Conc. Units	Calib	Std.Dev.	Sample Conc. Units	Std.Dev.	RSD
Ag 328.068	703901.7	2.0677 mg/L		0.00259	2.0677 mg/L	0.00259	0.13%
Al 308.215	505263.3	14.894 mg/L		0.1193	14.894 mg/L	0.1193	0.80%
As 188.979	1313.0	0.7707 mg/L		0.00099	0.7707 mg/L	0.00099	0.13%
Ba 233.527	1353116.9	15.712 mg/L		0.0841	15.712 mg/L	0.0841	0.54%
Be 313.107	2373334.7	0.3833 mg/L		0.00051	0.3833 mg/L	0.00051	0.13%
Co 228.616	177536.0	3.8065 mg/L		0.03387	3.8065 mg/L	0.03387	0.89%
Cr 267.716	342138.9	1.5136 mg/L		0.01271	1.5136 mg/L	0.01271	0.84%
Cu 324.752	754271.3	1.9210 mg/L		0.00651	1.9210 mg/L	0.00651	0.34%
Fe 273.955	177691.9	7.4562 mg/L		0.06689	7.4562 mg/L	0.06689	0.90%
Mg 279.077	715715.3	38.067 mg/L		0.3229	38.067 mg/L	0.3229	0.85%
Mn 257.610	424365.0	3.8162 mg/L		0.03210	3.8162 mg/L	0.03210	0.84%
Ni 231.604	277212.1	3.7967 mg/L		0.02788	3.7967 mg/L	0.02788	0.73%
Pb 220.353	8982.1	0.7670 mg/L		0.00075	0.7670 mg/L	0.00075	0.10%
Sb 206.836	2712.0	0.8800 mg/L		0.01123	0.8800 mg/L	0.01123	1.28%
Se 196.026	1780.7	0.7643 mg/L		0.00011	0.7643 mg/L	0.00011	0.01%
Tl 190.801	1608.1	0.7632 mg/L		0.00044	0.7632 mg/L	0.00044	0.06%
V 292.402	931402.6	3.8436 mg/L		0.00975	3.8436 mg/L	0.00975	0.25%
Zn 206.200	368750.9	3.8202 mg/L		0.03454	3.8202 mg/L	0.03454	0.90%
Na 330.237	59555.2	37.541 mg/L		0.3727	37.541 mg/L	0.3727	0.99%
Cd 226.502	87274.2	0.3790 mg/L		0.00305	0.3790 mg/L	0.00305	0.80%
Ti 334.940	-23.2	0.0012 mg/L		0.00024	0.0012 mg/L	0.00024	19.87%
Ca 227.546	19519.2	38.181 mg/L		0.0445	38.181 mg/L	0.0445	0.12%

Sequence No.: 4

Sample ID: ICB

Autosampler Location: 4

Date Collected: 5/19/05 11:06:12 AM

Analyst:

Sample Wt:

Dilution:

Sample Prep Volume:

Data Type: Reprocessed on 5/20/05 9:16:05 AM,

## Mean Data: ICB

Analyte	Mean Corrected	Calib	Std.Dev.	Sample	Std.Dev.	RSD
	Intensity	Conc. Units		Conc. Units		
Ag 328.068	3602.3	0.0106 mg/L	0.00105	0.0106 mg/L	0.00105	9.94%
Al 308.215	108.3	0.0032 mg/L	0.00296	0.0032 mg/L	0.00296	92.49%
As 188.979	-0.2	-0.0001 mg/L	0.00073	-0.0001 mg/L	0.00073	549.34%
Ba 233.527	135.6	0.0016 mg/L	0.00068	0.0016 mg/L	0.00068	43.20%
Be 313.107	368.0	0.0001 mg/L	0.00001	0.0001 mg/L	0.00001	19.72%
Co 228.616	35.7	0.0008 mg/L	0.00026	0.0008 mg/L	0.00026	33.74%
Cr 267.716	56.1	0.0002 mg/L	0.00015	0.0002 mg/L	0.00015	60.29%
Cu 324.752	2758.8	0.0070 mg/L	0.00090	0.0070 mg/L	0.00090	12.75%
Fe 273.955	79.3	0.0034 mg/L	0.00063	0.0034 mg/L	0.00063	18.39%
Mg 279.077	226.9	0.0121 mg/L	0.00716	0.0121 mg/L	0.00716	59.36%
Mn 257.610	61.8	0.0006 mg/L	0.00017	0.0006 mg/L	0.00017	29.65%
Ni 231.604	46.9	0.0006 mg/L	0.00025	0.0006 mg/L	0.00025	38.39%
Pb 220.353	12.6	0.0011 mg/L	0.00071	0.0011 mg/L	0.00071	66.27%
Sb 206.836	69.4	0.0227 mg/L	0.00533	0.0227 mg/L	0.00533	23.46%
Se 196.026	1.0	0.0004 mg/L	0.00122	0.0004 mg/L	0.00122	288.77%
Tl 190.801	7.1	0.0034 mg/L	0.00086	0.0034 mg/L	0.00086	25.55%
V 292.402	111.7	0.0005 mg/L	0.00042	0.0005 mg/L	0.00042	91.75%
Zn 206.200	781.1	0.0081 mg/L	0.00137	0.0081 mg/L	0.00137	16.97%
Na 330.237	85.7	0.0542 mg/L	0.02803	0.0542 mg/L	0.02803	51.72%
Cd 226.502	22.1	0.0001 mg/L	0.00003	0.0001 mg/L	0.00003	30.45%
Ti 334.940	120.7	0.0002 mg/L	0.00006	0.0002 mg/L	0.00006	34.28%
Ca 227.546	0.0	-0.0002 mg/L	0.00200	-0.0002 mg/L	0.00200	>999.9%

Sequence No.: 5

Sample ID: ICV

Analyst:

Sample Wt:

Dilution:

Autosampler Location: 9

Date Collected: 5/19/05 11:09:58 AM

Sample Prep Volume:

Data Type: Reprocessed on 5/20/05 9:16:05 AM,

## Mean Data: ICV

Analyte	Mean Corrected		Calib		Sample			
	Intensity	Conc.	Units	Std.Dev.	Conc.	Units	Std.Dev.	RSD
Ag 328.068	696394.0	2.0457	mg/L	0.01120	2.0457	mg/L	0.01120	0.55%
Al 308.215	508630.5	14.993	mg/L	0.1172	14.993	mg/L	0.1172	0.78%
As 188.979	1324.1	0.7772	mg/L	0.00363	0.7772	mg/L	0.00363	0.47%
Ba 233.527	1346543.6	15.636	mg/L	0.0654	15.636	mg/L	0.0654	0.42%
Be 313.107	2365835.3	0.3821	mg/L	0.00114	0.3821	mg/L	0.00114	0.30%
Co 228.616	178509.9	3.8273	mg/L	0.02252	3.8273	mg/L	0.02252	0.59%
Cr 267.716	344513.5	1.5242	mg/L	0.01565	1.5242	mg/L	0.01565	1.03%
Cu 324.752	746909.0	1.9022	mg/L	0.00591	1.9022	mg/L	0.00591	0.31%
Fe 273.955	178786.0	7.5041	mg/L	0.07674	7.5041	mg/L	0.07674	1.02%
Mg 279.077	719040.0	38.244	mg/L	0.2764	38.244	mg/L	0.2764	0.72%
Mn 257.610	426460.1	3.8350	mg/L	0.02583	3.8350	mg/L	0.02583	0.67%
Ni 231.604	278139.9	3.8094	mg/L	0.01480	3.8094	mg/L	0.01480	0.39%
Pb 220.353	9008.0	0.7692	mg/L	0.00340	0.7692	mg/L	0.00340	0.44%
Sb 206.836	2561.6	0.8307	mg/L	0.00909	0.8307	mg/L	0.00909	1.09%
Se 196.026	1787.1	0.7671	mg/L	0.00433	0.7671	mg/L	0.00433	0.56%
Tl 190.801	1615.8	0.7670	mg/L	0.00403	0.7670	mg/L	0.00403	0.53%
V 292.402	928989.7	3.8337	mg/L	0.01388	3.8337	mg/L	0.01388	0.36%
Zn 206.200	369671.7	3.8298	mg/L	0.03724	3.8298	mg/L	0.03724	0.97%
Na 330.237	59739.2	37.657	mg/L	0.2512	37.657	mg/L	0.2512	0.67%
Cd 226.502	87632.0	0.3805	mg/L	0.00313	0.3805	mg/L	0.00313	0.82%
Ti 334.940	-131.3	0.0011	mg/L	0.00000	0.0011	mg/L	0.00000	0.31%
Ca 227.546	19652.6	38.444	mg/L	0.1062	38.444	mg/L	0.1062	0.28%

Sequence No.: 6

Sample ID: ICB

Analyst:

Sample Wt:

Dilution:

Autosampler Location: 4

Date Collected: 5/19/05 11:19:21 AM

Sample Prep Volume:

Data Type: Reprocessed on 5/20/05 9:16:06 AM,

## Mean Data: ICB

Analyte	Mean Corrected Intensity	Conc. Units	Calib	Std.Dev.	Conc. Units	Sample	Std.Dev.	RSD
Ag 328.068	2278.4	0.0067 mg/L		0.00034	0.0067 mg/L		0.00034	5.16%
Al 308.215	140.1	0.0041 mg/L		0.00044	0.0041 mg/L		0.00044	10.55%
As 188.979	1.4	0.0008 mg/L		0.00230	0.0008 mg/L		0.00230	289.57%
Ba 233.527	56.4	0.0007 mg/L		0.00006	0.0007 mg/L		0.00006	8.53%
Be 313.107	96.3	0.0000 mg/L		0.00001	0.0000 mg/L		0.00001	44.96%
Co 228.616	19.1	0.0004 mg/L		0.00004	0.0004 mg/L		0.00004	10.12%
Cr 267.716	5.4	0.0000 mg/L		0.00000	0.0000 mg/L		0.00000	16.72%
Cu 324.752	1483.5	0.0038 mg/L		0.00005	0.0038 mg/L		0.00005	1.25%
Fe 273.955	53.5	0.0023 mg/L		0.00022	0.0023 mg/L		0.00022	9.45%
Mg 279.077	134.8	0.0072 mg/L		0.00098	0.0072 mg/L		0.00098	13.66%
Mn 257.610	36.1	0.0003 mg/L		0.00000	0.0003 mg/L		0.00000	1.11%
Ni 231.604	22.1	0.0003 mg/L		0.00007	0.0003 mg/L		0.00007	21.83%
Pb 220.353	2.9	0.0002 mg/L		0.00062	0.0002 mg/L		0.00062	254.79%
Sb 206.836	15.3	0.0050 mg/L		0.00116	0.0050 mg/L		0.00116	23.17%
Se 196.026	2.9	0.0012 mg/L		0.00131	0.0012 mg/L		0.00131	105.41%
Tl 190.801	0.3	0.0002 mg/L		0.00200	0.0002 mg/L		0.00200	>999.9%
V 292.402	13.0	0.0001 mg/L		0.00007	0.0001 mg/L		0.00007	134.75%
Zn 206.200	492.1	0.0051 mg/L		0.00037	0.0051 mg/L		0.00037	7.24%
Na 330.237	-43.8	-0.0275 mg/L		0.11410	-0.0275 mg/L		0.11410	415.08%
Cd 226.502	3.9	0.0000 mg/L		0.00001	0.0000 mg/L		0.00001	78.71%
Ti 334.940	84.6	0.0001 mg/L		0.00003	0.0001 mg/L		0.00003	30.16%
Ca 227.546	11.2	0.0221 mg/L		0.00892	0.0221 mg/L		0.00892	40.45%

Sequence No.: 7

Sample ID: CRI

Analyst:

Sample Wt:

Dilution:

Autosampler Location: 7

Date Collected: 5/19/05 11:23:28 AM

Sample Prep Volume:

Data Type: Reprocessed on 5/20/05 9:16:07 AM,

## Mean Data: CRI

Analyte	Mean Corrected Intensity	Conc. Units	Calib	Std.Dev.	Conc. Units	Sample	Std.Dev.	RSD
Ag 328.068	11222.8	0.0330 mg/L		0.00068	0.0330 mg/L		0.00068	2.05%
Al 308.215	323.1	0.0079 mg/L		0.00219	0.0079 mg/L		0.00219	27.78%
As 188.979	36.8	0.0215 mg/L		0.00006	0.0215 mg/L		0.00006	0.28%
Ba 233.527	103.9	0.0011 mg/L		0.00007	0.0011 mg/L		0.00007	5.87%
Be 313.107	63045.3	0.0102 mg/L		0.00008	0.0102 mg/L		0.00008	0.77%
Co 228.616	4954.9	0.1062 mg/L		0.00022	0.1062 mg/L		0.00022	0.20%
Cr 267.716	4749.7	0.0210 mg/L		0.00009	0.0210 mg/L		0.00009	0.45%
Cu 324.752	21672.2	0.0552 mg/L		0.00020	0.0552 mg/L		0.00020	0.36%
Fe 273.955	253.6	0.0048 mg/L		0.00041	0.0048 mg/L		0.00041	8.46%
Mg 279.077	-20.2	-0.0003 mg/L		0.00018	-0.0003 mg/L		0.00018	53.60%
Mn 257.610	3519.8	0.0316 mg/L		0.00005	0.0316 mg/L		0.00005	0.15%
Ni 231.604	6314.9	0.0865 mg/L		0.00083	0.0865 mg/L		0.00083	0.97%
Pb 220.353	83.7	0.0072 mg/L		0.00014	0.0072 mg/L		0.00014	1.97%
Sb 206.836	320.2	0.1047 mg/L		0.01279	0.1047 mg/L		0.01279	12.21%
Se 196.026	27.0	0.0115 mg/L		0.00012	0.0115 mg/L		0.00012	1.08%
Tl 190.801	45.6	0.0216 mg/L		0.00157	0.0216 mg/L		0.00157	7.29%
V 292.402	25270.0	0.1042 mg/L		0.00077	0.1042 mg/L		0.00077	0.74%
Zn 206.200	5330.1	0.0552 mg/L		0.00050	0.0552 mg/L		0.00050	0.91%
Na 330.237	205.3	0.1300 mg/L		0.15413	0.1300 mg/L		0.15413	118.52%
Cd 226.502	2441.1	0.0106 mg/L		0.00001	0.0106 mg/L		0.00001	0.06%
Ti 334.940	49.1	0.0001 mg/L		0.00013	0.0001 mg/L		0.00013	202.04%
Ca 227.546	31.8	0.0549 mg/L		0.00732	0.0549 mg/L		0.00732	13.33%

Sequence No.: 8

Sample ID: ICESA

Analyst:

Sample Wt:

Dilution:

Autosampler Location: 5

Date Collected: 5/19/05 11:27:37 AM

Sample Prep Volume:

Data Type: Reprocessed on 5/20/05 9:16:08 AM,

## Mean Data: ICESA

Analyte	Mean Corrected Intensity	Conc. Units	Calib	Std.Dev.	Conc. Units	Sample	Std.Dev.	RSD
Ag 328.068	-3944.5	0.0059 mg/L		0.00086	0.0059 mg/L		0.00086	14.52%
Al 308.215	15923205.0	471.60 mg/L		0.359	471.60 mg/L		0.359	0.08%
As 188.979	51.2	0.0037 mg/L		0.00084	0.0037 mg/L		0.00084	22.52%
Ba 233.527	2433.9	-0.0038 mg/L		0.00009	-0.0038 mg/L		0.00009	2.34%
Be 313.107	-223.3	-0.0001 mg/L		0.00001	-0.0001 mg/L		0.00001	11.61%
Co 228.616	134.1	-0.0013 mg/L		0.00009	-0.0013 mg/L		0.00009	6.84%
Cr 267.716	245.1	0.0012 mg/L		0.00002	0.0012 mg/L		0.00002	2.04%
Cu 324.752	-5911.4	-0.0031 mg/L		0.00003	-0.0031 mg/L		0.00003	1.10%
Fe 273.955	3919953.5	169.48 mg/L		0.071	169.48 mg/L		0.071	0.04%
Mg 279.077	8605805.7	456.85 mg/L		0.425	456.85 mg/L		0.425	0.09%
Mn 257.610	-13388.6	0.0107 mg/L		0.00117	0.0107 mg/L		0.00117	11.02%
Ni 231.604	276.1	-0.0113 mg/L		0.00005	-0.0113 mg/L		0.00005	0.41%
Pb 220.353	-1338.0	0.0006 mg/L		0.00018	0.0006 mg/L		0.00018	29.39%
Sb 206.836	425.0	0.0345 mg/L		0.00137	0.0345 mg/L		0.00137	3.96%
Se 196.026	-248.6	-0.0012 mg/L		0.00267	-0.0012 mg/L		0.00267	221.54%
Tl 190.801	59.4	0.0013 mg/L		0.00012	0.0013 mg/L		0.00012	9.25%
V 292.402	-882.8	-0.0004 mg/L		0.00016	-0.0004 mg/L		0.00016	37.16%
Zn 206.200	2152.7	-0.0010 mg/L		0.00019	-0.0010 mg/L		0.00019	18.52%
Na 330.237	-198.3	-0.3036 mg/L		0.03032	-0.3036 mg/L		0.03032	9.99%
Cd 226.502	3040.5	0.0036 mg/L		0.00025	0.0036 mg/L		0.00025	6.82%
Ti 334.940	-15247.4	-0.0031 mg/L		0.00000	-0.0031 mg/L		0.00000	0.12%
Ca 227.546	242868.6	478.28 mg/L		5.292	478.28 mg/L		5.292	1.11%

Sequence No.: 9

Sample ID: ICSAB

Analyst:

Sample Wt:

Dilution:

Autosampler Location: 6

Date Collected: 5/19/05 11:31:52 AM

Sample Prep Volume:

Data Type: Reprocessed on 5/20/05 9:16:08 AM,

Mean Data: ICSAB

Analyte	Mean Corrected Intensity	Conc. Units	Calib	Std.Dev.	Conc. Units	Sample	Std.Dev.	RSD
Ag 328.068	64023.9	0.2045 mg/L		0.00018	0.2045 mg/L		0.00018	0.09%
Al 308.215	15901292.4	470.94 mg/L		0.405	470.94 mg/L		0.405	0.09%
As 188.979	206.9	0.0968 mg/L		0.00106	0.0968 mg/L		0.00106	1.09%
Ba 233.527	44594.0	0.4855 mg/L		0.00023	0.4855 mg/L		0.00023	0.05%
Be 313.107	2856618.2	0.4613 mg/L		0.00082	0.4613 mg/L		0.00082	0.18%
Co 228.616	20877.9	0.4434 mg/L		0.00105	0.4434 mg/L		0.00105	0.24%
Cr 267.716	104207.7	0.4614 mg/L		0.00090	0.4614 mg/L		0.00090	0.20%
Cu 324.752	181167.0	0.4735 mg/L		0.00573	0.4735 mg/L		0.00573	1.21%
Fe 273.955	3922862.1	169.58 mg/L		0.197	169.58 mg/L		0.197	0.12%
Mg 279.077	8613832.8	457.29 mg/L		0.212	457.29 mg/L		0.212	0.05%
Mn 257.610	38867.1	0.4801 mg/L		0.00182	0.4801 mg/L		0.00182	0.38%
Ni 231.604	64143.1	0.8638 mg/L		0.00286	0.8638 mg/L		0.00286	0.33%
Pb 220.353	-846.0	0.0429 mg/L		0.00081	0.0429 mg/L		0.00081	1.88%
Sb 206.836	2475.9	0.7035 mg/L		0.00039	0.7035 mg/L		0.00039	0.05%
Se 196.026	-141.0	0.0446 mg/L		0.00012	0.0446 mg/L		0.00012	0.26%
Tl 190.801	242.5	0.0883 mg/L		0.00095	0.0883 mg/L		0.00095	1.07%
V 292.402	113630.9	0.4726 mg/L		0.00115	0.4726 mg/L		0.00115	0.24%
Zn 206.200	85962.4	0.8679 mg/L		0.00576	0.8679 mg/L		0.00576	0.66%
Na 330.237	2436.8	1.3580 mg/L		0.01199	1.3580 mg/L		0.01199	0.88%
Cd 226.502	205096.0	0.8802 mg/L		0.00335	0.8802 mg/L		0.00335	0.38%
Ti 334.940	-15493.6	-0.0032 mg/L		0.00001	-0.0032 mg/L		0.00001	0.41%
Ca 227.546	246979.2	486.35 mg/L		1.653	486.35 mg/L		1.653	0.34%

Sequence No.: 10

Sample ID: CCV

Analyst:

Sample Wt:

Dilution:

Autosampler Location: 3

Date Collected: 5/19/05 11:36:10 AM

Sample Prep Volume:

Data Type: Reprocessed on 5/20/05 9:16:09 AM,

Mean Data: CCV

Analyte	Mean Corrected Intensity	Conc. Units	Calib	Std.Dev.	Conc. Units	Sample	Std.Dev.	RSD
Ag 328.068	428898.3	1.2601 mg/L		0.00987	1.2601 mg/L		0.00987	0.78%

Al 308.215	336630.1	9.9224 mg/L	0.06543	9.9224 mg/L	0.06543	0.66%
As 188.979	880.6	0.5169 mg/L	0.00111	0.5169 mg/L	0.00111	0.21%
Ba 233.527	922409.2	10.711 mg/L	0.1605	10.711 mg/L	0.1605	1.50%
Be 313.107	1600993.0	0.2586 mg/L	0.00411	0.2586 mg/L	0.00411	1.59%
Co 228.616	119924.7	2.5712 mg/L	0.01648	2.5712 mg/L	0.01648	0.64%
Cr 267.716	231015.8	1.0220 mg/L	0.00283	1.0220 mg/L	0.00283	0.28%
Cu 324.752	504681.5	1.2853 mg/L	0.02140	1.2853 mg/L	0.02140	1.66%
Fe 273.955	120773.4	5.0696 mg/L	0.03958	5.0696 mg/L	0.03958	0.78%
Mg 279.077	487050.3	25.904 mg/L	0.2020	25.904 mg/L	0.2020	0.78%
Mn 257.610	285588.2	2.5682 mg/L	0.01642	2.5682 mg/L	0.01642	0.64%
Ni 231.604	186437.9	2.5534 mg/L	0.02542	2.5534 mg/L	0.02542	1.00%
Pb 220.353	6090.1	0.5200 mg/L	0.00019	0.5200 mg/L	0.00019	0.04%
Sb 206.836	1687.0	0.5470 mg/L	0.00785	0.5470 mg/L	0.00785	1.43%
Se 196.026	1190.4	0.5110 mg/L	0.00092	0.5110 mg/L	0.00092	0.18%
Tl 190.801	1095.6	0.5200 mg/L	0.00093	0.5200 mg/L	0.00093	0.18%
V 292.402	625841.6	2.5827 mg/L	0.04338	2.5827 mg/L	0.04338	1.68%
Zn 206.200	253730.4	2.6286 mg/L	0.00326	2.6286 mg/L	0.00326	0.12%
Na 330.237	38674.9	24.379 mg/L	0.0539	24.379 mg/L	0.0539	0.22%
Cd 226.502	59009.7	0.2562 mg/L	0.00149	0.2562 mg/L	0.00149	0.58%
Ti 334.940	-120.3	0.0006 mg/L	0.00000	0.0006 mg/L	0.00000	0.26%
Ca 227.546	13018.1	25.461 mg/L	0.0570	25.461 mg/L	0.0570	0.22%

Sequence No.: 11

Sample ID: CCB

Analyst:

Sample Wt:

Dilution:

Autosampler Location: 4

Date Collected: 5/19/05 11:40:22 AM

Sample Prep Volume:

Data Type: Reprocessed on 5/20/05 9:16:10 AM,

Mean Data: CCB

Analyte	Mean Corrected Intensity	Conc. Units	Calib	Std.Dev.	Conc. Units	Sample Std.Dev.	RSD
Ag 328.068	801.7	0.0024 mg/L	0.00014	0.00014	0.0024 mg/L	0.00014	5.85%
Al 308.215	752.0	0.0223 mg/L	0.00969	0.00969	0.0223 mg/L	0.00969	43.51%
As 188.979	-0.8	-0.0005 mg/L	0.00120	0.00120	-0.0005 mg/L	0.00120	260.57%
Ba 233.527	130.2	0.0015 mg/L	0.00023	0.00023	0.0015 mg/L	0.00023	15.00%
Be 313.107	265.0	0.0000 mg/L	0.00002	0.00002	0.0000 mg/L	0.00002	50.64%
Co 228.616	31.9	0.0007 mg/L	0.00014	0.00014	0.0007 mg/L	0.00014	19.85%
Cr 267.716	114.8	0.0005 mg/L	0.00023	0.00023	0.0005 mg/L	0.00023	44.97%
Cu 324.752	2077.8	0.0053 mg/L	0.00068	0.00068	0.0053 mg/L	0.00068	12.78%
Fe 273.955	202.5	0.0087 mg/L	0.00185	0.00185	0.0087 mg/L	0.00185	21.12%
Mg 279.077	1842.7	0.0978 mg/L	0.01530	0.01530	0.0978 mg/L	0.01530	15.64%
Mn 257.610	-10.4	-0.0001 mg/L	0.00013	0.00013	-0.0001 mg/L	0.00013	145.35%
Ni 231.604	61.7	0.0008 mg/L	0.00013	0.00013	0.0008 mg/L	0.00013	14.82%
Pb 220.353	0.5	0.0001 mg/L	0.00011	0.00011	0.0001 mg/L	0.00011	227.31%
Sb 206.836	30.5	0.0100 mg/L	0.00142	0.00142	0.0100 mg/L	0.00142	14.18%
Se 196.026	0.3	0.0001 mg/L	0.00192	0.00192	0.0001 mg/L	0.00192	>999.9%
Tl 190.801	2.8	0.0013 mg/L	0.00066	0.00066	0.0013 mg/L	0.00066	50.30%
V 292.402	72.5	0.0003 mg/L	0.00033	0.00033	0.0003 mg/L	0.00033	109.50%
Zn 206.200	607.2	0.0063 mg/L	0.00078	0.00078	0.0063 mg/L	0.00078	12.39%
Na 330.237	116.7	0.0736 mg/L	0.05747	0.05747	0.0736 mg/L	0.05747	78.09%
Cd 226.502	15.9	0.0001 mg/L	0.00001	0.00001	0.0001 mg/L	0.00001	12.16%
Ti 334.940	4.5	0.0000 mg/L	0.00006	0.00006	0.0000 mg/L	0.00006	700.72%
Ca 227.546	26.3	0.0518 mg/L	0.00365	0.00365	0.0518 mg/L	0.00365	7.03%

Sequence No.: 12

Sample ID: MB-18175,18175

Analyst:

Sample Wt:

Dilution:

Autosampler Location: 38

Date Collected: 5/19/05 11:44:29 AM

Sample Prep Volume:

Data Type: Reprocessed on 5/20/05 9:16:10 AM,

Mean Data: MB-18175,18175

Analyte	Mean Corrected Intensity	Conc. Units	Calib	Std.Dev.	Conc. Units	Sample Std.Dev.	RSD
Ag 328.068	1147.1	0.0034 mg/L	0.00036	0.00036	0.0034 mg/L	0.00036	10.75%
Al 308.215	665.4	0.0197 mg/L	0.00306	0.00306	0.0197 mg/L	0.00306	15.54%
As 188.979	-1.5	-0.0009 mg/L	0.00026	0.00026	-0.0009 mg/L	0.00026	29.09%
Ba 233.527	114.0	0.0013 mg/L	0.00005	0.00005	0.0013 mg/L	0.00005	3.47%



Be 313.107	-82.1	0.0000 mg/L	0.00001	0.0000 mg/L	0.00001	44.22%
Co 228.616	19.2	0.0004 mg/L	0.00000	0.0004 mg/L	0.00000	0.21%
Cr 267.716	-16.0	0.0001 mg/L	0.00001	-0.0001 mg/L	0.00001	15.65%
Cu 324.752	2642.6	0.0067 mg/L	0.00057	0.0067 mg/L	0.00057	8.49%
Fe 273.955	467.2	0.0202 mg/L	0.00089	0.0202 mg/L	0.00089	4.41%
Mg 279.077	1087.9	0.0578 mg/L	0.00483	0.0578 mg/L	0.00483	8.36%
Mn 257.610	29.7	0.0003 mg/L	0.00001	0.0003 mg/L	0.00001	5.16%
Ni 231.604	39.0	0.0005 mg/L	0.00001	0.0005 mg/L	0.00001	1.24%
Pb 220.353	2.5	0.0002 mg/L	0.00001	0.0002 mg/L	0.00001	6.61%
Sb 206.836	14.1	0.0046 mg/L	0.00044	0.0046 mg/L	0.00044	9.46%
Se 196.026	2.4	0.0010 mg/L	0.00092	0.0010 mg/L	0.00092	89.74%
Tl 190.801	-0.0	0.0000 mg/L	0.00152	0.0000 mg/L	0.00152	>999.9%
V 292.402	15.8	0.0001 mg/L	0.00029	0.0001 mg/L	0.00029	448.32%
Zn 206.200	956.5	0.0099 mg/L	0.00057	0.0099 mg/L	0.00057	5.80%
Na 330.237	-6.6	-0.0040 mg/L	0.11853	-0.0040 mg/L	0.11853	>999.9%
Cd 226.502	9.2	0.0000 mg/L	0.00003	0.0000 mg/L	0.00003	75.14%
Ti 334.940	145.4	0.0002 mg/L	0.00004	0.0002 mg/L	0.00004	21.80%
Ca 227.546	56.8	0.1119 mg/L	0.01678	0.1119 mg/L	0.01678	14.99%

Sequence No.: 13

Sample ID: LCS-18175,18175

Analyst:

Sample Wt:

Dilution:

Autosampler Location: 39

Date Collected: 5/19/05 11:48:38 AM

Sample Prep Volume:

Data Type: Reprocessed on 5/20/05 9:16:11 AM,

Mean Data: LCS-18175,18175

Analyte	Mean Corrected Intensity	Conc. Units	Calib	Std.Dev.	Conc. Units	Sample Std.Dev.	RSD
Ag 328.068	390416.8	1.1470 mg/L		0.01041	1.1470 mg/L	0.01041	0.91%
Al 308.215	304911.4	8.9879 mg/L		0.07259	8.9879 mg/L	0.07259	0.81%
As 188.979	794.1	0.4661 mg/L		0.00029	0.4661 mg/L	0.00029	0.06%
Ba 233.527	818526.1	9.5046 mg/L		0.03503	9.5046 mg/L	0.03503	0.37%
Be 313.107	1424910.5	0.2301 mg/L		0.00119	0.2301 mg/L	0.00119	0.52%
Co 228.616	108660.8	2.3297 mg/L		0.02060	2.3297 mg/L	0.02060	0.88%
Cr 267.716	207121.5	0.9163 mg/L		0.00449	0.9163 mg/L	0.00449	0.49%
Cu 324.752	449321.5	1.1443 mg/L		0.01356	1.1443 mg/L	0.01356	1.19%
Fe 273.955	108299.6	4.5464 mg/L		0.02710	4.5464 mg/L	0.02710	0.60%
Mg 279.077	440307.7	23.419 mg/L		0.1697	23.419 mg/L	0.1697	0.72%
Mn 257.610	260043.1	2.3384 mg/L		0.01690	2.3384 mg/L	0.01690	0.72%
Ni 231.604	170152.7	2.3304 mg/L		0.02078	2.3304 mg/L	0.02078	0.89%
Pb 220.353	5524.5	0.4717 mg/L		0.00118	0.4717 mg/L	0.00118	0.25%
Sb 206.836	1695.4	0.5502 mg/L		0.00061	0.5502 mg/L	0.00061	0.11%
Se 196.026	1065.8	0.4575 mg/L		0.00402	0.4575 mg/L	0.00402	0.88%
Tl 190.801	982.3	0.4663 mg/L		0.00233	0.4663 mg/L	0.00233	0.50%
V 292.402	559428.2	2.3086 mg/L		0.00798	2.3086 mg/L	0.00798	0.35%
Zn 206.200	228066.1	2.3627 mg/L		0.01111	2.3627 mg/L	0.01111	0.47%
Na 330.237	35109.5	22.131 mg/L		0.2680	22.131 mg/L	0.2680	1.21%
Cd 226.502	53390.1	0.2318 mg/L		0.00062	0.2318 mg/L	0.00062	0.27%
Ti 334.940	-486.6	0.0001 mg/L		0.00001	0.0001 mg/L	0.00001	7.45%
Ca 227.546	11637.0	22.758 mg/L		0.0061	22.758 mg/L	0.0061	0.03%

Sequence No.: 14

Sample ID: D0569-01B,18175

Analyst:

Sample Wt:

Dilution:

Autosampler Location: 40

Date Collected: 5/19/05 11:52:51 AM

Sample Prep Volume:

Data Type: Reprocessed on 5/20/05 9:16:12 AM,

Mean Data: D0569-01B,18175

Analyte	Mean Corrected Intensity	Conc. Units	Calib	Std.Dev.	Conc. Units	Sample Std.Dev.	RSD
Ag 328.068	449.4	-0.0117 mg/L		0.00006	-0.0117 mg/L	0.00006	0.55%
Al 308.215	6083.6	0.1149 mg/L		0.00302	0.1149 mg/L	0.00302	2.62%
As 188.979	14.9	0.0067 mg/L		0.00063	0.0067 mg/L	0.00063	9.37%
Ba 233.527	41679.5	0.4818 mg/L		0.00024	0.4818 mg/L	0.00024	0.05%
Be 313.107	48439.5	0.0078 mg/L		0.00004	0.0078 mg/L	0.00004	0.53%
Co 228.616	469.3	0.0098 mg/L		0.00005	0.0098 mg/L	0.00005	0.53%
Cr 267.716	2221.1	-0.0002 mg/L		0.00017	-0.0002 mg/L	0.00017	86.58%

Cu 324.752	6951.0	0.0041 mg/L	0.00478	0.0041 mg/L	0.00478	117.80%
Fe 273.955	198845.0	8.5970 mg/L	0.03849	8.5970 mg/L	0.03849	0.45%
Mg 279.077	1338674.3	71.390 mg/L	0.4877	71.390 mg/L	0.4877	0.68%
Mn 257.610	2070235.9	18.590 mg/L	0.1071	18.590 mg/L	0.1071	0.58%
Ni 231.604	4714.1	0.0639 mg/L	0.00006	0.0639 mg/L	0.00006	0.10%
Pb 220.353	52.1	0.0056 mg/L	0.00004	0.0056 mg/L	0.00004	0.80%
Sb 206.836	22.9	0.0062 mg/L	0.00056	0.0062 mg/L	0.00056	9.05%
Se 196.026	9.6	-0.0039 mg/L	0.00389	-0.0039 mg/L	0.00389	100.59%
Tl 190.801	-49.1	0.0026 mg/L	0.00094	0.0026 mg/L	0.00094	35.63%
V 292.402	20.0	0.0017 mg/L	0.00007	0.0017 mg/L	0.00007	4.39%
Zn 206.200	56499.5	0.5798 mg/L	0.00217	0.5798 mg/L	0.00217	0.37%
Na 330.237	448036.2	282.32 mg/L	0.865	282.32 mg/L	0.865	0.31%
Cd 226.502	288.6	0.0007 mg/L	0.00003	0.0007 mg/L	0.00003	3.61%
Ti 334.940	-707.8	0.0032 mg/L	0.00007	0.0032 mg/L	0.00007	2.13%
Ca 227.546	58115.6	114.71 mg/L	0.268	114.71 mg/L	0.268	0.23%

Sequence No.: 15

Sample ID: D0569-03B,18175

Analyst:

Sample Wt:

Dilution:

Autosampler Location: 41

Date Collected: 5/19/05 11:56:57 AM

Sample Prep Volume:

Data Type: Reprocessed on 5/20/05 9:16:13 AM,

Mean Data: D0569-03B,18175

Analyte	Mean Corrected	Calib	Std.Dev.	Sample	Std.Dev.	RSD
	Intensity	Conc. Units		Conc. Units		
Ag 328.068	1347.8	-0.0108 mg/L	0.00012	-0.0108 mg/L	0.00012	1.09%
Al 308.215	8439.1	0.1816 mg/L	0.00210	0.1816 mg/L	0.00210	1.16%
As 188.979	16.2	0.0069 mg/L	0.00183	0.0069 mg/L	0.00183	26.53%
Ba 233.527	41453.5	0.4804 mg/L	0.00348	0.4804 mg/L	0.00348	0.73%
Be 313.107	10476.0	0.0017 mg/L	0.00000	0.0017 mg/L	0.00000	0.28%
Co 228.616	150.2	0.0032 mg/L	0.00003	0.0032 mg/L	0.00003	1.02%
Cr 267.716	1313.6	-0.0047 mg/L	0.00008	-0.0047 mg/L	0.00008	1.63%
Cu 324.752	5731.0	-0.0007 mg/L	0.00050	-0.0007 mg/L	0.00050	76.02%
Fe 273.955	2409.3	0.1042 mg/L	0.00034	0.1042 mg/L	0.00034	0.33%
Mg 279.077	1262974.9	67.385 mg/L	0.4752	67.385 mg/L	0.4752	0.71%
Mn 257.610	2168369.6	19.467 mg/L	0.1113	19.467 mg/L	0.1113	0.57%
Ni 231.604	4140.7	0.0568 mg/L	0.00003	0.0568 mg/L	0.00003	0.05%
Pb 220.353	-5.5	0.0005 mg/L	0.00002	0.0005 mg/L	0.00002	4.50%
Sb 206.836	21.4	0.0067 mg/L	0.00008	0.0067 mg/L	0.00008	1.26%
Se 196.026	17.3	-0.0032 mg/L	0.00069	-0.0032 mg/L	0.00069	21.37%
Tl 190.801	-55.6	0.0008 mg/L	0.00103	0.0008 mg/L	0.00103	132.31%
V 292.402	-172.4	0.0008 mg/L	0.00000	0.0008 mg/L	0.00000	0.60%
Zn 206.200	43881.0	0.4491 mg/L	0.00089	0.4491 mg/L	0.00089	0.20%
Na 330.237	429267.2	270.48 mg/L	2.017	270.48 mg/L	2.017	0.75%
Cd 226.502	16.9	0.0001 mg/L	0.00002	0.0001 mg/L	0.00002	21.89%
Ti 334.940	-2128.4	0.0015 mg/L	0.00008	0.0015 mg/L	0.00008	5.43%
Ca 227.546	60176.2	118.89 mg/L	0.968	118.89 mg/L	0.968	0.81%

Sequence No.: 16

Sample ID: D0569-03BSD,18175

Analyst:

Sample Wt:

Dilution:

Autosampler Location: 42

Date Collected: 5/19/05 12:01:03 PM

Sample Prep Volume:

Data Type: Reprocessed on 5/20/05 9:16:13 AM,

Mean Data: D0569-03BSD,18175

Analyte	Mean Corrected	Calib	Std.Dev.	Sample	Std.Dev.	RSD
	Intensity	Conc. Units		Conc. Units		
Ag 328.068	358.7	-0.0018 mg/L	0.00008	-0.0018 mg/L	0.00008	4.37%
Al 308.215	2049.8	0.0457 mg/L	0.00110	0.0457 mg/L	0.00110	2.41%
As 188.979	2.5	0.0009 mg/L	0.00140	0.0009 mg/L	0.00140	153.07%
Ba 233.527	8674.6	0.1005 mg/L	0.00007	0.1005 mg/L	0.00007	0.07%
Be 313.107	2144.1	0.0003 mg/L	0.00001	0.0003 mg/L	0.00001	2.52%
Co 228.616	32.2	0.0007 mg/L	0.00007	0.0007 mg/L	0.00007	9.77%
Cr 267.716	267.7	-0.0011 mg/L	0.00004	-0.0011 mg/L	0.00004	3.23%
Cu 324.752	1194.1	-0.0003 mg/L	0.00011	-0.0003 mg/L	0.00011	35.00%
Fe 273.955	327.4	0.0142 mg/L	0.00088	0.0142 mg/L	0.00088	6.21%
Mg 279.077	267240.3	14.261 mg/L	0.0102	14.261 mg/L	0.0102	0.07%

Mn 257.610	476980.7	4.2821 mg/L	0.00303	4.2821 mg/L	0.00303	0.07%
Ni 231.604	881.4	0.0121 mg/L	0.00011	0.0121 mg/L	0.00011	0.87%
Pb 220.353	-12.6	-0.0009 mg/L	0.00040	-0.0009 mg/L	0.00040	45.16%
Sb 206.836	6.7	0.0021 mg/L	0.00011	0.0021 mg/L	0.00011	5.04%
Se 196.026	3.1	-0.0011 mg/L	0.00072	-0.0011 mg/L	0.00072	67.64%
Tl 190.801	-14.7	-0.0010 mg/L	0.00051	-0.0010 mg/L	0.00051	50.45%
V 292.402	-5.7	0.0003 mg/L	0.00036	0.0003 mg/L	0.00036	116.92%
Zn 206.200	9539.6	0.0977 mg/L	0.00035	0.0977 mg/L	0.00035	0.36%
Na 330.237	73469.6	46.291 mg/L	0.0679	46.291 mg/L	0.0679	0.15%
Cd 226.502	1.7	0.0000 mg/L	0.00002	0.0000 mg/L	0.00002	176.22%
Ti 334.940	-420.3	0.0003 mg/L	0.00000	0.0003 mg/L	0.00000	1.40%
Ca 227.546	11860.6	23.430 mg/L	0.2754	23.430 mg/L	0.2754	1.18%

Sequence No.: 17

Sample ID: D0566-03C,18175

Analyst:

Sample Wt:

Dilution:

Autosampler Location: 43

Date Collected: 5/19/05 12:05:07 PM

Sample Prep Volume:

Data Type: Reprocessed on 5/20/05 9:16:14 AM,

Mean Data: D0566-03C,18175

Analyte	Mean Corrected Intensity	Calib Conc. Units	Std.Dev.	Sample Conc. Units	Std.Dev.	RSD
Ag 328.068	999.2	0.0005 mg/L	0.00011	0.0005 mg/L	0.00011	24.27%
Al 308.215	718.0	0.0211 mg/L	0.00037	0.0211 mg/L	0.00037	1.73%
As 188.979	-1.7	-0.0010 mg/L	0.00146	-0.0010 mg/L	0.00146	143.77%
Ba 233.527	5966.7	0.0691 mg/L	0.00033	0.0691 mg/L	0.00033	0.47%
Be 313.107	73.3	0.0000 mg/L	0.00001	0.0000 mg/L	0.00001	56.55%
Co 228.616	25.1	0.0005 mg/L	0.00007	0.0005 mg/L	0.00007	12.32%
Cr 267.716	361.1	0.0016 mg/L	0.00010	0.0016 mg/L	0.00010	6.24%
Cu 324.752	962.6	0.0023 mg/L	0.00008	0.0023 mg/L	0.00008	3.36%
Fe 273.955	543.0	0.0235 mg/L	0.00005	0.0235 mg/L	0.00005	0.22%
Mg 279.077	80773.1	4.2883 mg/L	0.07271	4.2883 mg/L	0.07271	1.70%
Mn 257.610	5283.2	0.0473 mg/L	0.00003	0.0473 mg/L	0.00003	0.05%
Ni 231.604	259.6	0.0036 mg/L	0.00004	0.0036 mg/L	0.00004	0.99%
Pb 220.353	-26.9	-0.0019 mg/L	0.00008	-0.0019 mg/L	0.00008	3.91%
Sb 206.836	8.5	0.0028 mg/L	0.00099	0.0028 mg/L	0.00099	35.42%
Se 196.026	5.3	0.0026 mg/L	0.00035	0.0026 mg/L	0.00035	13.19%
Tl 190.801	-4.8	-0.0020 mg/L	0.00043	-0.0020 mg/L	0.00043	21.48%
V 292.402	52.8	0.0002 mg/L	0.00005	0.0002 mg/L	0.00005	22.81%
Zn 206.200	1835.0	0.0187 mg/L	0.00052	0.0187 mg/L	0.00052	2.76%
Na 330.237	41904.1	26.398 mg/L	0.3405	26.398 mg/L	0.3405	1.29%
Cd 226.502	2.4	0.0000 mg/L	0.00002	0.0000 mg/L	0.00002	182.41%
Ti 334.940	-527.3	0.0000 mg/L	0.00012	0.0000 mg/L	0.00012	>999.9%
Ca 227.546	9877.2	19.529 mg/L	0.1378	19.529 mg/L	0.1378	0.71%

Sequence No.: 18

Sample ID: D0566-03CDUP,18175

Analyst:

Sample Wt:

Dilution:

Autosampler Location: 44

Date Collected: 5/19/05 12:09:11 PM

Sample Prep Volume:

Data Type: Reprocessed on 5/20/05 9:16:15 AM,

Mean Data: D0566-03CDUP,18175

Analyte	Mean Corrected Intensity	Calib Conc. Units	Std.Dev.	Sample Conc. Units	Std.Dev.	RSD
Ag 328.068	921.3	0.0003 mg/L	0.00006	0.0003 mg/L	0.00006	19.93%
Al 308.215	582.1	0.0171 mg/L	0.00244	0.0171 mg/L	0.00244	14.26%
As 188.979	-0.7	-0.0005 mg/L	0.00136	-0.0005 mg/L	0.00136	289.97%
Ba 233.527	5789.2	0.0671 mg/L	0.00024	0.0671 mg/L	0.00024	0.36%
Be 313.107	99.3	0.0000 mg/L	0.00001	0.0000 mg/L	0.00001	82.65%
Co 228.616	23.7	0.0005 mg/L	0.00012	0.0005 mg/L	0.00012	23.04%
Cr 267.716	352.1	0.0015 mg/L	0.00026	0.0015 mg/L	0.00026	16.76%
Cu 324.752	676.3	0.0016 mg/L	0.00036	0.0016 mg/L	0.00036	22.24%
Fe 273.955	906.6	0.0392 mg/L	0.00063	0.0392 mg/L	0.00063	1.60%
Mg 279.077	78494.4	4.1673 mg/L	0.01488	4.1673 mg/L	0.01488	0.36%
Mn 257.610	5067.4	0.0454 mg/L	0.00008	0.0454 mg/L	0.00008	0.17%
Ni 231.604	251.4	0.0034 mg/L	0.00007	0.0034 mg/L	0.00007	1.96%
Pb 220.353	-23.0	-0.0016 mg/L	0.00003	-0.0016 mg/L	0.00003	2.01%

Sb 206.836	9.5	0.0031 mg/L	0.00020	0.0031 mg/L	0.00020	6.46%
Se 196.026	1.0	0.0008 mg/L	0.00034	0.0008 mg/L	0.00034	44.34%
Tl 190.801	-3.4	-0.0014 mg/L	0.00061	-0.0014 mg/L	0.00061	44.14%
V 292.402	39.4	0.0002 mg/L	0.00018	0.0002 mg/L	0.00018	97.35%
Zn 206.200	1718.4	0.0175 mg/L	0.00040	0.0175 mg/L	0.00040	2.28%
Na 330.237	40508.2	25.519 mg/L	0.0862	25.519 mg/L	0.0862	0.34%
Cd 226.502	2.5	0.0000 mg/L	0.00003	0.0000 mg/L	0.00003	371.97%
Ti 334.940	-567.2	-0.0001 mg/L	0.00005	-0.0001 mg/L	0.00005	62.76%
Ca 227.546	9616.6	19.014 mg/L	0.0263	19.014 mg/L	0.0263	0.14%

Sequence No.: 19

Sample ID: CCV

Analyst:

Sample Wt:

Dilution:

Autosampler Location: 3

Date Collected: 5/19/05 12:18:54 PM

Sample Prep Volume:

Data Type: Reprocessed on 5/20/05 9:16:16 AM,

## Mean Data: CCV

Analyte	Mean Corrected Intensity	Conc. Units	Std.Dev.	Sample Conc. Units	Std.Dev.	RSD
Ag 328.068	412225.7	1.2111 mg/L	0.00269	1.2111 mg/L	0.00269	0.22%
Al 308.215	326762.6	9.6313 mg/L	0.00068	9.6313 mg/L	0.00068	0.01%
As 188.979	859.5	0.5046 mg/L	0.00005	0.5046 mg/L	0.00005	0.01%
Ba 233.527	897138.7	10.417 mg/L	0.0613	10.417 mg/L	0.0613	0.59%
Be 313.107	1562450.8	0.2523 mg/L	0.00124	0.2523 mg/L	0.00124	0.49%
Co 228.616	117618.8	2.5218 mg/L	0.00452	2.5218 mg/L	0.00452	0.18%
Cr 267.716	224858.6	0.9948 mg/L	0.00067	0.9948 mg/L	0.00067	0.07%
Cu 324.752	486157.7	1.2381 mg/L	0.01069	1.2381 mg/L	0.01069	0.86%
Fe 273.955	117101.6	4.9149 mg/L	0.00732	4.9149 mg/L	0.00732	0.15%
Mg 279.077	473176.0	25.167 mg/L	0.0316	25.167 mg/L	0.0316	0.13%
Mn 257.610	280213.8	2.5198 mg/L	0.00245	2.5198 mg/L	0.00245	0.10%
Ni 231.604	183922.1	2.5190 mg/L	0.01042	2.5190 mg/L	0.01042	0.41%
Pb 220.353	5881.3	0.5022 mg/L	0.00248	0.5022 mg/L	0.00248	0.49%
Sb 206.836	1635.0	0.5301 mg/L	0.00568	0.5301 mg/L	0.00568	1.07%
Se 196.026	1158.1	0.4971 mg/L	0.00113	0.4971 mg/L	0.00113	0.23%
Tl 190.801	1060.3	0.5033 mg/L	0.00509	0.5033 mg/L	0.00509	1.01%
V 292.402	608990.7	2.5131 mg/L	0.01157	2.5131 mg/L	0.01157	0.46%
Zn 206.200	245332.7	2.5416 mg/L	0.00281	2.5416 mg/L	0.00281	0.11%
Na 330.237	37609.0	23.707 mg/L	0.0214	23.707 mg/L	0.0214	0.09%
Cd 226.502	57402.9	0.2493 mg/L	0.00010	0.2493 mg/L	0.00010	0.04%
Ti 334.940	-181.7	0.0005 mg/L	0.00005	0.0005 mg/L	0.00005	9.19%
Ca 227.546	12595.6	24.633 mg/L	0.0322	24.633 mg/L	0.0322	0.13%

Sequence No.: 20

Sample ID: CCB

Analyst:

Sample Wt:

Dilution:

Autosampler Location: 4

Date Collected: 5/19/05 12:23:07 PM

Sample Prep Volume:

Data Type: Reprocessed on 5/20/05 9:16:16 AM,

## Mean Data: CCB

Analyte	Mean Corrected Intensity	Conc. Units	Std.Dev.	Sample Conc. Units	Std.Dev.	RSD
Ag 328.068	232.0	0.0007 mg/L	0.00001	0.0007 mg/L	0.00001	1.95%
Al 308.215	599.1	0.0177 mg/L	0.00151	0.0177 mg/L	0.00151	8.50%
As 188.979	0.4	0.0002 mg/L	0.00130	0.0002 mg/L	0.00130	592.56%
Ba 233.527	99.3	0.0012 mg/L	0.00004	0.0012 mg/L	0.00004	3.17%
Be 313.107	80.8	0.0000 mg/L	0.00000	0.0000 mg/L	0.00000	17.32%
Co 228.616	19.9	0.0004 mg/L	0.00001	0.0004 mg/L	0.00001	3.17%
Cr 267.716	72.3	0.0003 mg/L	0.00003	0.0003 mg/L	0.00003	8.92%
Cu 324.752	1366.3	0.0035 mg/L	0.00041	0.0035 mg/L	0.00041	11.86%
Fe 273.955	237.5	0.0103 mg/L	0.01420	0.0103 mg/L	0.01420	138.28%
Mg 279.077	53.2	0.0028 mg/L	0.00414	0.0028 mg/L	0.00414	146.45%
Mn 257.610	-11.3	-0.0001 mg/L	0.00003	-0.0001 mg/L	0.00003	28.29%
Ni 231.604	38.0	0.0005 mg/L	0.00000	0.0005 mg/L	0.00000	0.07%
Pb 220.353	1.1	0.0001 mg/L	0.00074	0.0001 mg/L	0.00074	773.28%
Sb 206.836	28.1	0.0092 mg/L	0.00094	0.0092 mg/L	0.00094	10.16%
Se 196.026	0.8	0.0004 mg/L	0.00163	0.0004 mg/L	0.00163	447.03%
Tl 190.801	5.0	0.0024 mg/L	0.00292	0.0024 mg/L	0.00292	122.80%

V 292.402	8.2	0.0000 mg/L	0.00028	0.0000 mg/L	0.00028	807.93%
Zn 206.200	745.4	0.0077 mg/L	0.00087	0.0077 mg/L	0.00087	11.32%
Na 330.237	104.2	0.0658 mg/L	0.14930	0.0658 mg/L	0.14930	227.00%
Cd 226.502	-2.3	0.0000 mg/L	0.00004	0.0000 mg/L	0.00004	359.85%
Ti 334.940	33.1	0.0000 mg/L	0.00012	0.0000 mg/L	0.00012	267.43%
Ca 227.546	5.0	0.0097 mg/L	0.02690	0.0097 mg/L	0.02690	276.87%

Sequence No.: 21

Sample ID: MB-18177,18177

Analyst:

Sample Wt:

Dilution:

Autosampler Location: 48

Date Collected: 5/19/05 12:27:14 PM

Sample Prep Volume:

Data Type: Reprocessed on 5/20/05 9:16:17 AM,

Mean Data: MB-18177,18177

Analyte	Mean Corrected Intensity	Conc. Units	Calib	Std.Dev.	Conc. Units	Std.Dev.	RSD
Ag 328.068	313.2	0.0009 mg/L		0.00013	0.0009 mg/L	0.00013	14.21%
Al 308.215	571.3	0.0169 mg/L		0.00391	0.0169 mg/L	0.00391	23.11%
As 188.979	-2.5	-0.0015 mg/L		0.00087	-0.0015 mg/L	0.00087	58.86%
Ba 233.527	93.7	0.0011 mg/L		0.00010	0.0011 mg/L	0.00010	9.23%
Be 313.107	57.9	0.0000 mg/L		0.00001	0.0000 mg/L	0.00001	115.32%
Co 228.616	11.7	0.0002 mg/L		0.00007	0.0002 mg/L	0.00007	26.12%
Cr 267.716	77.3	0.0003 mg/L		0.00018	0.0003 mg/L	0.00018	54.18%
Cu 324.752	1834.8	0.0047 mg/L		0.00051	0.0047 mg/L	0.00051	10.89%
Fe 273.955	604.5	0.0261 mg/L		0.00058	0.0261 mg/L	0.00058	2.23%
Mg 279.077	80.9	0.0043 mg/L		0.00092	0.0043 mg/L	0.00092	21.23%
Mn 257.610	99.7	0.0009 mg/L		0.00004	0.0009 mg/L	0.00004	4.69%
Ni 231.604	46.9	0.0006 mg/L		0.00001	0.0006 mg/L	0.00001	1.83%
Pb 220.353	-6.2	-0.0005 mg/L		0.00048	-0.0005 mg/L	0.00048	94.27%
Sb 206.836	16.5	0.0054 mg/L		0.00037	0.0054 mg/L	0.00037	6.87%
Se 196.026	5.7	0.0025 mg/L		0.00042	0.0025 mg/L	0.00042	17.30%
Tl 190.801	0.9	0.0004 mg/L		0.00101	0.0004 mg/L	0.00101	225.05%
V 292.402	-23.1	-0.0001 mg/L		0.00008	-0.0001 mg/L	0.00008	87.94%
Zn 206.200	1879.6	0.0195 mg/L		0.00040	0.0195 mg/L	0.00040	-2.06%
Na 330.237	152.6	0.0964 mg/L		0.06227	0.0964 mg/L	0.06227	64.61%
Cd 226.502	-12.3	-0.0001 mg/L		0.00001	-0.0001 mg/L	0.00001	9.25%
Ti 334.940	221.7	0.0003 mg/L		0.00001	0.0003 mg/L	0.00001	3.50%
Ca 227.546	53.7	0.1057 mg/L		0.02320	0.1057 mg/L	0.02320	21.95%

Sequence No.: 22

Sample ID: LCS-18177,18177

Analyst:

Sample Wt:

Dilution:

Autosampler Location: 49

Date Collected: 5/19/05 12:31:19 PM

Sample Prep Volume:

Data Type: Reprocessed on 5/20/05 9:16:18 AM,

Mean Data: LCS-18177,18177

Analyte	Mean Corrected Intensity	Conc. Units	Calib	Std.Dev.	Conc. Units	Std.Dev.	RSD
Ag 328.068	154358.9	0.4584 mg/L ✓		0.00376	0.4584 mg/L	0.00376	0.82%
Al 308.215	1101755.7	32.611 mg/L ✓		0.0071	32.611 mg/L	0.0071	0.02%
As 188.979	950.1	0.5576 mg/L ✓		0.00569	0.5576 mg/L	0.00569	1.02%
Ba 233.527	91910.2	1.0602 mg/L ✓		0.00886	1.0602 mg/L	0.00886	0.84%
Be 313.107	1920024.7	0.3117 mg/L ✓		0.00161	0.3117 mg/L	0.00161	0.52%
Co 228.616	15382.6	0.3267 mg/L ✓		0.00217	0.3267 mg/L	0.00217	0.66%
Cr 267.716	173435.8	0.7671 mg/L ✓		0.00827	0.7671 mg/L	0.00827	1.08%
Cu 324.752	208393.6	0.5339 mg/L ✓		0.00679	0.5339 mg/L	0.00679	1.27%
Fe 273.955	1056703.8	45.666 mg/L ✓		0.0576	45.666 mg/L	0.0576	0.13%
Mg 279.077	226037.2	12.052 mg/L ✓		0.0905	12.052 mg/L	0.0905	0.75%
Mn 257.610	180777.6	1.6511 mg/L ✓		0.01243	1.6511 mg/L	0.01243	0.75%
Ni 231.604	60931.2	0.8283 mg/L ✓		0.00373	0.8283 mg/L	0.00373	0.45%
Pb 220.353	9654.1	0.8266 mg/L ✓		0.00527	0.8266 mg/L	0.00527	0.64%
Sb 206.836	600.5	0.1813 mg/L ✓		0.00075	0.1813 mg/L	0.00075	0.42%
Se 196.026	1031.3	0.4564 mg/L ✓		0.00051	0.4564 mg/L	0.00051	0.11%
Tl 190.801	1008.8	0.4801 mg/L ✓		0.00183	0.4801 mg/L	0.00183	0.38%
V 292.402	82909.5	0.3435 mg/L ✓		0.00336	0.3435 mg/L	0.00336	0.98%
Zn 206.200	96430.4	0.9985 mg/L ✓		0.01068	0.9985 mg/L	0.01068	1.07%
Na 330.237	7218.1	5.3214 mg/L		0.10499	5.3214 mg/L	0.10499	1.97%

Cd 226.502	130188.9	0.5619 mg/L	0.00463	0.5619 mg/L	0.00463	0.82%
Ti 334.940	900643.7	1.2192 mg/L	0.00956	1.2192 mg/L	0.00956	0.78%
Ca 227.546	10102.0	19.335 mg/L	0.1690	19.335 mg/L	0.1690	0.87%

Sequence No.: 23  
 Sample ID: D0523-01A,18177  
 Analyst:  
 Sample Wt:  
 Dilution:

Autosampler Location: 50  
 Date Collected: 5/19/05 12:35:33 PM

Sample Prep Volume:  
 Data Type: Reprocessed on 5/20/05 9:16:19 AM,

Mean Data: D0523-01A,18177

Analyte	Mean Corrected Intensity	Calib Conc. Units	Std.Dev.	Sample Conc. Units	Std.Dev.	RSD
Ag 328.068	-741.4	-0.0003 mg/L	0.00013	-0.0003 mg/L	0.00013	46.70%
Al 308.215	431695.8	12.783 mg/L	0.0196	12.783 mg/L	0.0196	0.15%
As 188.979	21.5	0.0136 mg/L	0.00045	0.0136 mg/L	0.00045	3.28%
Ba 233.527	16338.4	0.1850 mg/L	0.00113	0.1850 mg/L	0.00113	0.61%
Be 313.107	3824.9	0.0007 mg/L	0.00001	0.0007 mg/L	0.00001	1.48%
Co 228.616	688.1	0.0139 mg/L	0.00001	0.0139 mg/L	0.00001	0.07%
Cr 267.716	4455.6	0.0194 mg/L	0.00000	0.0194 mg/L	0.00000	0.01%
Cu 324.752	9900.6	0.0280 mg/L	0.00030	0.0280 mg/L	0.00030	1.07%
Fe 273.955	708114.5	30.614 mg/L	0.0133	30.614 mg/L	0.0133	0.04%
Mg 279.077	178390.9	9.4897 mg/L	0.00406	9.4897 mg/L	0.00406	0.04%
Mn 257.610	65138.9	0.6029 mg/L	0.00036	0.6029 mg/L	0.00036	0.06%
Ni 231.604	2459.2	0.0309 mg/L	0.00003	0.0309 mg/L	0.00003	0.11%
Pb 220.353	381.9	0.0361 mg/L	0.00017	0.0361 mg/L	0.00017	0.47%
Sb 206.836	34.1	0.0052 mg/L	0.00002	0.0052 mg/L	0.00002	0.34%
Se 196.026	-31.1	-0.0043 mg/L	0.00047	-0.0043 mg/L	0.00047	10.82%
Tl 190.801	1.5	0.0008 mg/L	0.00018	0.0008 mg/L	0.00018	21.65%
V 292.402	4053.9	0.0171 mg/L	0.00002	0.0171 mg/L	0.00002	0.14%
Zn 206.200	8887.3	0.0913 mg/L	0.00036	0.0913 mg/L	0.00036	0.39%
Na 330.237	200.0	0.1850 mg/L	0.04083	0.1850 mg/L	0.04083	22.07%
Cd 226.502	566.5	0.0005 mg/L	0.00006	0.0005 mg/L	0.00006	11.74%
Ti 334.940	33809.0	0.0465 mg/L	0.00015	0.0465 mg/L	0.00015	0.32%
Ca 227.546	10174.0	19.725 mg/L	0.1958	19.725 mg/L	0.1958	0.99%

Sequence No.: 24  
 Sample ID: D0523-01ASD,18177  
 Analyst:  
 Sample Wt:  
 Dilution:

Autosampler Location: 51  
 Date Collected: 5/19/05 12:39:40 PM

Sample Prep Volume:  
 Data Type: Reprocessed on 5/20/05 9:16:19 AM,

Mean Data: D0523-01ASD,18177

Analyte	Mean Corrected Intensity	Calib Conc. Units	Std.Dev.	Sample Conc. Units	Std.Dev.	RSD
Ag 328.068	-4160.6	-0.0036 mg/L	0.00026	-0.0036 mg/L	0.00026	7.28%
Al 308.215	2251501.9	66.670 mg/L	0.4684	66.670 mg/L	0.4684	0.70%
As 188.979	123.0	0.0764 mg/L	0.00021	0.0764 mg/L	0.00021	0.28%
Ba 233.527	80867.5	0.9163 mg/L	0.00555	0.9163 mg/L	0.00555	0.61%
Be 313.107	17803.9	0.0032 mg/L	0.00003	0.0032 mg/L	0.00003	0.93%
Co 228.616	3377.9	0.0684 mg/L	0.00022	0.0684 mg/L	0.00022	0.32%
Cr 267.716	22068.9	0.0961 mg/L	0.00085	0.0961 mg/L	0.00085	0.88%
Cu 324.752	48833.4	0.1374 mg/L	0.00127	0.1374 mg/L	0.00127	0.92%
Fe 273.955	3405172.1	147.22 mg/L	0.919	147.22 mg/L	0.919	0.62%
Mg 279.077	868920.7	46.224 mg/L	0.2647	46.224 mg/L	0.2647	0.57%
Mn 257.610	323051.3	2.9877 mg/L	0.01682	2.9877 mg/L	0.01682	0.56%
Ni 231.604	11836.3	0.1487 mg/L	0.00064	0.1487 mg/L	0.00064	0.43%
Pb 220.353	1911.9	0.1815 mg/L	0.00051	0.1815 mg/L	0.00051	0.28%
Sb 206.836	120.5	0.0098 mg/L	0.00115	0.0098 mg/L	0.00115	11.79%
Se 196.026	-143.0	-0.0172 mg/L	0.00042	-0.0172 mg/L	0.00042	2.44%
Tl 190.801	-3.8	-0.0015 mg/L	0.00066	-0.0015 mg/L	0.00066	45.35%
V 292.402	20835.6	0.0880 mg/L	0.00112	0.0880 mg/L	0.00112	1.27%
Zn 206.200	41953.2	0.4307 mg/L	0.00387	0.4307 mg/L	0.00387	0.90%
Na 330.237	1705.4	1.3598 mg/L	0.06712	1.3598 mg/L	0.06712	4.94%
Cd 226.502	2673.1	0.0021 mg/L	0.00009	0.0021 mg/L	0.00009	4.44%
Ti 334.940	172134.2	0.2367 mg/L	0.00120	0.2367 mg/L	0.00120	0.51%
Ca 227.546	52708.1	102.34 mg/L	0.688	102.34 mg/L	0.688	0.67%

Sequence No.: 25  
 Sample ID: D0529-01B,18177  
 Analyst:  
 Sample Wt:  
 Dilution:

Autosampler Location: 52  
 Date Collected: 5/19/05 12:43:51 PM

Sample Prep Volume:  
 Data Type: Reprocessed on 5/20/05 9:16:20 AM,

Mean Data: D0529-01B,18177

Analyte	Mean Corrected Intensity	Conc. Units	Std.Dev.	Sample Conc. Units	Std.Dev.	RSD
Ag 328.068	-2705.9	-0.0268 mg/L	0.00000	-0.0268 mg/L	0.00000	0.00%
Al 308.215	1246983.1	36.918 mg/L	0.2305	36.918 mg/L	0.2305	0.62%
As 188.979	125.3	0.0767 mg/L	0.00036	0.0767 mg/L	0.00036	0.46%
Ba 233.527	32704.2	0.3623 mg/L	0.00158	0.3623 mg/L	0.00158	0.44%
Be 313.107	7379.4	0.0015 mg/L	0.00000	0.0015 mg/L	0.00000	0.25%
Co 228.616	1608.3	0.0315 mg/L	0.00008	0.0315 mg/L	0.00008	0.27%
Cr 267.716	12391.0	0.0531 mg/L	0.00021	0.0531 mg/L	0.00021	0.40%
Cu 324.752	51895.9	0.1400 mg/L	0.00017	0.1400 mg/L	0.00017	0.12%
Fe 273.955	2431017.8	105.10 mg/L	0.475	105.10 mg/L	0.475	0.45%
Mg 279.077	904617.9	48.110 mg/L	0.1790	48.110 mg/L	0.1790	0.37%
Mn 257.610	354432.6	3.2425 mg/L	0.01243	3.2425 mg/L	0.01243	0.38%
Ni 231.604	5837.6	0.0703 mg/L	0.00027	0.0703 mg/L	0.00027	0.39%
Pb 220.353	552.2	0.0614 mg/L	0.00032	0.0614 mg/L	0.00032	0.52%
Sb 206.836	79.0	0.0071 mg/L	0.00070	0.0071 mg/L	0.00070	9.86%
Se 196.026	-109.6	-0.0141 mg/L	0.00382	-0.0141 mg/L	0.00382	27.15%
Tl 190.801	-6.1	0.0014 mg/L	0.00186	0.0014 mg/L	0.00186	137.42%
V 292.402	16124.2	0.0680 mg/L	0.00082	0.0680 mg/L	0.00082	1.20%
Zn 206.200	31551.2	0.3224 mg/L	0.00076	0.3224 mg/L	0.00076	0.24%
Na 330.237	1494.8	1.0835 mg/L	0.01764	1.0835 mg/L	0.01764	1.63%
Cd 226.502	1941.6	0.0016 mg/L	0.00010	0.0016 mg/L	0.00010	6.13%
Ti 334.940	173337.4	0.2438 mg/L	0.00124	0.2438 mg/L	0.00124	0.51%
Ca 227.546	128255.1	252.24 mg/L	1.677	252.24 mg/L	1.677	0.66%

Sequence No.: 26  
 Sample ID: CRI  
 Analyst:  
 Sample Wt:  
 Dilution:

Autosampler Location: 7  
 Date Collected: 5/19/05 12:48:02 PM

Sample Prep Volume:  
 Data Type: Reprocessed on 5/20/05 9:16:21 AM,

Mean Data: CRI

Analyte	Mean Corrected Intensity	Conc. Units	Std.Dev.	Sample Conc. Units	Std.Dev.	RSD
Ag 328.068	7377.9	0.0217 mg/L	0.00023	0.0217 mg/L	0.00023	1.06%
Al 308.215	1111.0	0.0313 mg/L	0.01039	0.0313 mg/L	0.01039	33.23%
As 188.979	34.5	0.0202 mg/L	0.00042	0.0202 mg/L	0.00042	2.06%
Ba 233.527	97.0	0.0011 mg/L	0.00009	0.0011 mg/L	0.00009	8.49%
Be 313.107	62236.1	0.0101 mg/L	0.00003	0.0101 mg/L	0.00003	0.28%
Co 228.616	4958.4	0.1063 mg/L	0.00025	0.1063 mg/L	0.00025	0.24%
Cr 267.716	4606.9	0.0204 mg/L	0.00010	0.0204 mg/L	0.00010	0.48%
Cu 324.752	20032.4	0.0511 mg/L	0.00026	0.0511 mg/L	0.00026	0.51%
Fe 273.955	933.4	0.0343 mg/L	0.01332	0.0343 mg/L	0.01332	38.82%
Mg 279.077	397.9	0.0219 mg/L	0.01813	0.0219 mg/L	0.01813	82.83%
Mn 257.610	3629.6	0.0326 mg/L	0.00028	0.0326 mg/L	0.00028	0.87%
Ni 231.604	6319.7	0.0866 mg/L	0.00090	0.0866 mg/L	0.00090	1.04%
Pb 220.353	73.1	0.0063 mg/L	0.00046	0.0063 mg/L	0.00046	7.27%
Sb 206.836	314.1	0.1028 mg/L	0.01002	0.1028 mg/L	0.01002	9.75%
Se 196.026	27.4	0.0117 mg/L	0.00071	0.0117 mg/L	0.00071	6.01%
Tl 190.801	44.0	0.0208 mg/L	0.00129	0.0208 mg/L	0.00129	6.18%
V 292.402	24823.9	0.1024 mg/L	0.00031	0.1024 mg/L	0.00031	0.30%
Zn 206.200	5131.0	0.0532 mg/L	0.00037	0.0532 mg/L	0.00037	0.70%
Na 330.237	215.3	0.1364 mg/L	0.01061	0.1364 mg/L	0.01061	74.51%
Cd 226.502	2428.5	0.0106 mg/L	0.00002	0.0106 mg/L	0.00002	0.22%
Ti 334.940	151.7	0.0002 mg/L	0.00010	0.0002 mg/L	0.00010	48.19%
Ca 227.546	69.7	0.1295 mg/L	0.05103	0.1295 mg/L	0.05103	39.41%

Sequence No.: 27

Autosampler Location: 5

Sample ID: ICSA  
 Analyst:  
 Sample Wt:  
 Dilution:

Date Collected: 5/19/05 12:52:12 PM

Sample Prep Volume:

Data Type: Reprocessed on 5/20/05 9:16:21 AM,

## Mean Data: ICSA

Analyte	Mean Corrected Intensity	Conc. Units	Calib	Std.Dev.	Sample Conc. Units	Std.Dev.	RSD
Ag 328.068	-4910.7	0.0032 mg/L		0.00112	0.0032 mg/L	0.00112	34.99%
Al 308.215	15904095.9	471.03 mg/L		4.131	471.03 mg/L	4.131	0.88%
As 188.979	47.8	0.0018 mg/L		0.00143	0.0018 mg/L	0.00143	80.70%
Ba 233.527	2381.2	-0.0043 mg/L		0.00026	-0.0043 mg/L	0.00026	6.03%
Be 313.107	-371.2	-0.0001 mg/L		0.00000	-0.0001 mg/L	0.00000	3.69%
Co 228.616	128.6	-0.0014 mg/L		0.00010	-0.0014 mg/L	0.00010	6.82%
Cr 267.716	246.1	0.0012 mg/L		0.00005	0.0012 mg/L	0.00005	3.90%
Cu 324.752	-6319.5	-0.0042 mg/L		0.00068	-0.0042 mg/L	0.00068	16.14%
Fe 273.955	3902340.1	168.72 mg/L		1.068	168.72 mg/L	1.068	0.63%
Mg 279.077	8611188.5	457.14 mg/L		3.204	457.14 mg/L	3.204	0.70%
Mn 257.610	-13234.5	0.0116 mg/L		0.00176	0.0116 mg/L	0.00176	15.23%
Ni 231.604	273.7	-0.0112 mg/L		0.00006	-0.0112 mg/L	0.00006	0.50%
Pb 220.353	-1359.0	-0.0013 mg/L		0.00142	-0.0013 mg/L	0.00142	105.78%
Sb 206.836	414.9	0.0314 mg/L		0.00067	0.0314 mg/L	0.00067	2.14%
Se 196.026	-250.5	-0.0023 mg/L		0.00122	-0.0023 mg/L	0.00122	52.82%
Tl 190.801	58.4	0.0008 mg/L		0.00106	0.0008 mg/L	0.00106	137.25%
V 292.402	-831.4	-0.0002 mg/L		0.00015	-0.0002 mg/L	0.00015	69.68%
Zn 206.200	2069.1	-0.0019 mg/L		0.00007	-0.0019 mg/L	0.00007	3.75%
Na 330.237	-311.1	-0.3747 mg/L		0.02098	-0.3747 mg/L	0.02098	5.60%
Cd 226.502	3054.1	0.0037 mg/L		0.00012	0.0037 mg/L	0.00012	3.33%
Ti 334.940	-15235.7	-0.0032 mg/L		0.00002	-0.0032 mg/L	0.00002	0.47%
Ca 227.546	241991.9	476.56 mg/L		0.718	476.56 mg/L	0.718	0.15%

## Sequence No.: 28

Sample ID: ICSAB

Analyst:

Sample Wt:

Dilution:

Autosampler Location: 6

Date Collected: 5/19/05 12:56:27 PM

Sample Prep Volume:

Data Type: Reprocessed on 5/20/05 9:16:22 AM,

## Mean Data: ICSAB

Analyte	Mean Corrected Intensity	Conc. Units	Calib	Std.Dev.	Sample Conc. Units	Std.Dev.	RSD
Ag 328.068	62358.4	0.2011 mg/L		0.00232	0.2011 mg/L	0.00232	1.15%
Al 308.215	15901453.7	470.95 mg/L		3.245	470.95 mg/L	3.245	0.69%
As 188.979	204.4	0.0952 mg/L		0.00094	0.0952 mg/L	0.00094	0.99%
Ba 233.527	43308.5	0.4707 mg/L		0.00635	0.4707 mg/L	0.00635	1.35%
Be 313.107	2833099.3	0.4575 mg/L		0.00496	0.4575 mg/L	0.00496	1.08%
Co 228.616	20875.4	0.4434 mg/L		0.00158	0.4434 mg/L	0.00158	0.36%
Cr 267.716	101719.3	0.4504 mg/L		0.00653	0.4504 mg/L	0.00653	1.45%
Cu 324.752	176751.1	0.4622 mg/L		0.00464	0.4622 mg/L	0.00464	1.00%
Fe 273.955	3906318.6	168.86 mg/L		1.225	168.86 mg/L	1.225	0.73%
Mg 279.077	8620927.8	457.66 mg/L		2.788	457.66 mg/L	2.788	0.61%
Mn 257.610	38374.5	0.4753 mg/L		0.00635	0.4753 mg/L	0.00635	1.34%
Ni 231.604	63576.4	0.8561 mg/L		0.01272	0.8561 mg/L	0.01272	1.49%
Pb 220.353	-858.7	0.0416 mg/L		0.00108	0.0416 mg/L	0.00108	2.60%
Sb 206.836	2466.6	0.7005 mg/L		0.00253	0.7005 mg/L	0.00253	0.36%
Se 196.026	-132.6	0.0478 mg/L		0.00232	0.0478 mg/L	0.00232	4.85%
Tl 190.801	238.6	0.0863 mg/L		0.00119	0.0863 mg/L	0.00119	1.38%
V 292.402	110563.2	0.4599 mg/L		0.00738	0.4599 mg/L	0.00738	1.61%
Zn 206.200	84429.9	0.8521 mg/L		0.00595	0.8521 mg/L	0.00595	0.70%
Na 330.237	2504.6	1.4060 mg/L		0.01531	1.4060 mg/L	0.01531	1.09%
Cd 226.502	200750.1	0.8614 mg/L		0.01116	0.8614 mg/L	0.01116	1.30%
Ti 334.940	-15227.6	-0.0033 mg/L		0.00004	-0.0033 mg/L	0.00004	1.35%
Ca 227.546	241617.6	475.76 mg/L		9.034	475.76 mg/L	9.034	1.90%

## Sequence No.: 29

Sample ID: CCV

Analyst:

Sample Wt:

Autosampler Location: 3

Date Collected: 5/19/05 1:00:45 PM

Sample Prep Volume:



Dilution:

Data Type: Reprocessed on 5/20/05 9:16:23 AM,

## Mean Data: CCV

Analyte	Mean Corrected Intensity	Conc. Units	Std.Dev.	Sample Conc. Units	Std.Dev.	RSD
Ag 328.068	415130.8	1.2196 mg/L	0.00315	1.2196 mg/L	0.00315	0.26%
Al 308.215	337857.4	9.9588 mg/L	0.03447	9.9588 mg/L	0.03447	0.35%
As 188.979	883.6	0.5186 mg/L	0.00235	0.5186 mg/L	0.00235	0.45%
Ba 233.527	917069.7	10.649 mg/L	0.0500	10.649 mg/L	0.0500	0.47%
Be 313.107	1598519.8	0.2582 mg/L	0.00079	0.2582 mg/L	0.00079	0.31%
Co 228.616	120420.7	2.5819 mg/L	0.00022	2.5819 mg/L	0.00022	0.01%
Cr 267.716	230385.6	1.0192 mg/L	0.00293	1.0192 mg/L	0.00293	0.29%
Cu 324.752	505217.0	1.2867 mg/L	0.00502	1.2867 mg/L	0.00502	0.39%
Fe 273.955	121108.4	5.0846 mg/L	0.01517	5.0846 mg/L	0.01517	0.30%
Mg 279.077	488573.7	25.986 mg/L	0.0746	25.986 mg/L	0.0746	0.29%
Mn 257.610	287506.6	2.5854 mg/L	0.00335	2.5854 mg/L	0.00335	0.13%
Ni 231.604	188906.1	2.5873 mg/L	0.00037	2.5873 mg/L	0.00037	0.01%
Pb 220.353	6005.2	0.5128 mg/L	0.00177	0.5128 mg/L	0.00177	0.34%
Sb 206.836	1698.5	0.5507 mg/L	0.00791	0.5507 mg/L	0.00791	1.44%
Se 196.026	1198.7	0.5145 mg/L	0.00300	0.5145 mg/L	0.00300	0.58%
Tl 190.801	1079.0	0.5122 mg/L	0.00281	0.5122 mg/L	0.00281	0.55%
V 292.402	623680.4	2.5738 mg/L	0.00863	2.5738 mg/L	0.00863	0.34%
Zn 206.200	252694.5	2.6179 mg/L	0.00403	2.6179 mg/L	0.00403	0.15%
Na 330.237	38514.8	24.278 mg/L	0.1359	24.278 mg/L	0.1359	0.56%
Cd 226.502	58845.0	0.2555 mg/L	0.00157	0.2555 mg/L	0.00157	0.62%
Ti 334.940	-153.8	0.0006 mg/L	0.00004	0.0006 mg/L	0.00004	6.74%
Ca 227.546	13026.1	25.476 mg/L	0.1454	25.476 mg/L	0.1454	0.57%

Sequence No.: 30

Sample ID: CCB

Analyst:

Sample Wt:

Dilution:

Autosampler Location: 4

Date Collected: 5/19/05 1:04:57 PM

Sample Prep Volume:

Data Type: Reprocessed on 5/20/05 9:16:24 AM,

## Mean Data: CCB

Analyte	Mean Corrected Intensity	Conc. Units	Std.Dev.	Sample Conc. Units	Std.Dev.	RSD
Ag 328.068	246.5	0.0007 mg/L	0.00013	0.0007 mg/L	0.00013	17.41%
Al 308.215	1068.1	0.0316 mg/L	0.00354	0.0316 mg/L	0.00354	11.19%
As 188.979	-0.1	0.0000 mg/L	0.00016	0.0000 mg/L	0.00016	472.50%
Ba 233.527	101.4	0.0012 mg/L	0.00033	0.0012 mg/L	0.00033	27.77%
Be 313.107	168.7	0.0000 mg/L	0.00004	0.0000 mg/L	0.00004	148.72%
Co 228.616	27.7	0.0006 mg/L	0.00011	0.0006 mg/L	0.00011	17.95%
Cr 267.716	66.4	0.0003 mg/L	0.00012	0.0003 mg/L	0.00012	40.53%
Cu 324.752	1911.3	0.0049 mg/L	0.00075	0.0049 mg/L	0.00075	15.49%
Fe 273.955	219.1	0.0095 mg/L	0.00110	0.0095 mg/L	0.00110	11.67%
Mg 279.077	1530.5	0.0812 mg/L	0.01066	0.0812 mg/L	0.01066	13.12%
Mn 257.610	14.6	0.0001 mg/L	0.00009	0.0001 mg/L	0.00009	68.51%
Ni 231.604	59.8	0.0008 mg/L	0.00007	0.0008 mg/L	0.00007	8.26%
Pb 220.353	-5.3	-0.0004 mg/L	0.00030	-0.0004 mg/L	0.00030	67.07%
Sb 206.836	29.4	0.0096 mg/L	0.00040	0.0096 mg/L	0.00040	4.19%
Se 196.026	3.2	0.0014 mg/L	0.00084	0.0014 mg/L	0.00084	60.45%
Tl 190.801	3.6	0.0017 mg/L	0.00071	0.0017 mg/L	0.00071	41.33%
V 292.402	68.2	0.0003 mg/L	0.00021	0.0003 mg/L	0.00021	73.28%
Zn 206.200	560.6	0.0058 mg/L	0.00082	0.0058 mg/L	0.00082	14.11%
Na 330.237	78.4	0.0495 mg/L	0.03128	0.0495 mg/L	0.03128	63.20%
Cd 226.502	12.6	0.0001 mg/L	0.00004	0.0001 mg/L	0.00004	65.68%
Ti 334.940	14.4	0.0000 mg/L	0.00013	0.0000 mg/L	0.00013	617.81%
Ca 227.546	18.2	0.0357 mg/L	0.01269	0.0357 mg/L	0.01269	35.52%

Sequence No.: 31

Sample ID: D0529-01BDUP,18177

Analyst:

Sample Wt:

Dilution:

Autosampler Location: 53

Date Collected: 5/19/05 1:09:04 PM

Sample Prep Volume:

Data Type: Reprocessed on 5/20/05 9:16:24 AM,

## Mean Data: D0529-01BDUP,18177

Analyte	Mean Corrected Intensity	Conc.	Calib Units	Std.Dev.	Conc.	Sample Units	Std.Dev.	RSD
Ag 328.068	-2183.5	-0.0130	mg/L	0.00015	-0.0130	mg/L	0.00015	1.13%
Al 308.215	1045490.4	30.956	mg/L	0.0204	30.956	mg/L	0.0204	0.07%
As 188.979	87.3	0.0540	mg/L	0.00320	0.0540	mg/L	0.00320	5.93%
Ba 233.527	26473.5	0.2938	mg/L	0.00016	0.2938	mg/L	0.00016	0.05%
Be 313.107	5751.6	0.0012	mg/L	0.00000	0.0012	mg/L	0.00000	0.27%
Co 228.616	1323.5	0.0260	mg/L	0.00001	0.0260	mg/L	0.00001	0.04%
Cr 267.716	9060.7	0.0390	mg/L	0.00011	0.0390	mg/L	0.00011	0.29%
Cu 324.752	46787.5	0.1263	mg/L	0.00032	0.1263	mg/L	0.00032	0.26%
Fe 273.955	1953978.8	84.477	mg/L	0.0186	84.477	mg/L	0.0186	0.02%
Mg 279.077	461930.9	24.581	mg/L	0.0190	24.581	mg/L	0.0190	0.08%
Mn 257.610	208156.7	1.9179	mg/L	0.00263	1.9179	mg/L	0.00263	0.14%
Ni 231.604	4899.7	0.0593	mg/L	0.00009	0.0593	mg/L	0.00009	0.15%
Pb 220.353	466.3	0.0505	mg/L	0.00043	0.0505	mg/L	0.00043	0.86%
Sb 206.836	75.9	0.0094	mg/L	0.00102	0.0094	mg/L	0.00102	10.87%
Se 196.026	-85.2	-0.0107	mg/L	0.00006	-0.0107	mg/L	0.00006	0.58%
Tl 190.801	-6.1	-0.0011	mg/L	0.00046	-0.0011	mg/L	0.00046	41.67%
V 292.402	10274.6	0.0435	mg/L	0.00045	0.0435	mg/L	0.00045	1.03%
Zn 206.200	26784.3	0.2748	mg/L	0.00090	0.2748	mg/L	0.00090	0.33%
Na 330.237	1344.4	0.9922	mg/L	0.02049	0.9922	mg/L	0.02049	2.07%
Cd 226.502	1530.9	0.0011	mg/L	0.00018	0.0011	mg/L	0.00018	16.02%
Ti 334.940	130012.6	0.1809	mg/L	0.00550	0.1809	mg/L	0.00550	3.04%
Ca 227.546	69844.9	137.02	mg/L	0.011	137.02	mg/L	0.011	0.01%

Sequence No.: 32

Sample ID: D0529-01BMS,18177

Analyst:

Sample Wt:

Dilution:

Autosampler Location: 54

Date Collected: 5/19/05 1:13:16 PM

Sample Prep Volume:

Data Type: Reprocessed on 5/20/05 9:16:25 AM,

## Mean Data: D0529-01BMS,18177

Analyte	Mean Corrected Intensity	Conc.	Calib Units	Std.Dev.	Conc.	Sample Units	Std.Dev.	RSD
Ag 328.068	14124.4	0.0250	mg/L ✓	0.00005	0.0250	mg/L	0.00005	0.22%
Al 308.215	1140079.0	33.746	mg/L ✓	0.3884	33.746	mg/L	0.3884	1.15%
As 188.979	184.6	0.1117	mg/L ✓	0.00070	0.1117	mg/L	0.00070	0.63%
Ba 233.527	206390.2	2.3815	mg/L ✓	0.02189	2.3815	mg/L	0.02189	0.92%
Be 313.107	310558.4	0.0505	mg/L ✓	0.00040	0.0505	mg/L	0.00040	0.79%
Co 228.616	24392.6	0.5203	mg/L ✓	0.00266	0.5203	mg/L	0.00266	0.51%
Cr 267.716	53659.6	0.2361	mg/L ✓	0.00149	0.2361	mg/L	0.00149	0.63%
Cu 324.752	146060.0	0.3791	mg/L ✓	0.00632	0.3791	mg/L	0.00632	1.67%
Fe 273.955	2128348.0	91.986	mg/L ✓	0.7207	91.986	mg/L	0.7207	0.78%
Mg 279.077	655279.8	34.866	mg/L ✓	0.2597	34.866	mg/L	0.2597	0.74%
Mn 257.610	321003.7	2.9351	mg/L ✓	0.02652	2.9351	mg/L	0.02652	0.90%
Ni 231.604	40765.8	0.5499	mg/L ✓	0.00550	0.5499	mg/L	0.00550	1.00%
Pb 220.353	747.5	0.0769	mg/L ✓	0.00038	0.0769	mg/L	0.00038	0.49%
Sb 206.836	261.0	0.0683	mg/L ✓	0.00078	0.0683	mg/L	0.00078	1.15%
Se 196.026	-73.2	-0.0026	mg/L X	0.00114	-0.0026	mg/L	0.00114	43.51%
Tl 190.801	92.8	0.0470	mg/L ✓	0.00166	0.0470	mg/L	0.00166	3.52%
V 292.402	132710.0	0.5489	mg/L ✓	0.00378	0.5489	mg/L	0.00378	0.69%
Zn 206.200	74827.4	0.7717	mg/L ✓	0.00623	0.7717	mg/L	0.00623	0.81%
Na 330.237	2730.0	1.8759	mg/L ✓	0.19251	1.8759	mg/L	0.19251	10.26%
Cd 226.502	2721.6	0.0059	mg/L ✓	0.00026	0.0059	mg/L	0.00026	4.45%
Ti 334.940	188889.1	0.2637	mg/L ✓	0.00402	0.2637	mg/L	0.00402	1.52%
Ca 227.546	112756.5	221.72	mg/L ✓	2.782	221.72	mg/L	2.782	1.25%

Sequence No.: 33

Sample ID: D0529-01BSD,18177

Analyst:

Sample Wt:

Dilution:

Autosampler Location: 55

Date Collected: 5/19/05 1:17:29 PM

Sample Prep Volume:

Data Type: Reprocessed on 5/20/05 9:16:26 AM,

## Mean Data: D0529-01BSD,18177

Analyte	Mean Corrected Intensity	Conc.	Calib Units	Std.Dev.	Conc.	Sample Units	Std.Dev.	RSD
---------	--------------------------	-------	-------------	----------	-------	--------------	----------	-----

=====  
Analysis Begun

Start Time: 5/19/2005 2:04:10 PM

Plasma On Time: 5/19/2005 12:12:23 PM

Logged In Analyst: optima3

Technique: ICP Continuous

Spectrometer Model: Optima 4300 DV, S/N 077N3102302 Autosampler Model: AS-93plus

Sample Information File: C:\pe\Administrator\Sample Information\523-565.sif

Batch ID:

Results Data Set: B05051902

Results Library: C:\pe\Administrator\Results\Results.mdb  
=====

## Method Loaded

Method Name: Na CLP

Method Last Saved: 1/6/2005 10:16:27 AM

IEC File:

MSF File:

Method Description: Na CLP  
=====

Sequence No.: 1

Autosampler Location: 1

Sample ID: S0

Date Collected: 5/19/2005 2:04:10 PM

Analyst:

Data Type: Original

Initial Sample Wt:

Initial Sample Vol:

Dilution:

Sample Prep Vol:  
=====

## Mean Data: S0

Analyte	Mean Corrected Intensity	Std.Dev.	RSD	Calib Conc. Units
Na 589.592	1169.9	46.75	4.00%	[0.00] mg/L

  
=====

Sequence No.: 2

Autosampler Location: 2

Sample ID: S1

Date Collected: 5/19/2005 2:06:30 PM

Analyst:

Data Type: Original

Initial Sample Wt:

Initial Sample Vol:

Dilution:

Sample Prep Vol:  
=====

## Mean Data: S1

Analyte	Mean Corrected Intensity	Std.Dev.	RSD	Calib Conc. Units
Na 589.592	381509.5	4064.40	1.07%	[50] mg/L

  
=====

## Calibration Summary

Analyte	Stds.	Equation	Intercept	Slope	Curvature	Corr. Coef.	Reslope
Na 589.592	1	Lin Thru 0	0.0	7630	0.00000	1.000000	

  
=====

Sequence No.: 3

Autosampler Location: 9

Sample ID: ICV

Date Collected: 5/19/2005 2:08:54 PM

Analyst:

Data Type: Original

Initial Sample Wt:

Initial Sample Vol:

Dilution:

Sample Prep Vol:  
=====

## Mean Data: ICV

Analyte	Mean Corrected Intensity	Calib Conc. Units	Std.Dev.	Sample Conc. Units	Std.Dev.	RSD
Na 589.592	296377.4	38.843 mg/L	0.0812	38.843 mg/L	0.0812	0.21%

  
=====

Sequence No.: 4

Autosampler Location: 4

Sample ID: ICB

Date Collected: 5/19/2005 2:11:16 PM

Analyst:

Data Type: Original

Initial Sample Wt:

Initial Sample Vol:

Dilution:

Sample Prep Vol:  
=====

-----  
Mean Data: ICB

Analyte	Mean Corrected Intensity	Calib Conc. Units	Std.Dev.	Sample Conc. Units	Std.Dev.	RSD
Na 589.592	187.6	0.0246 mg/L	0.00291	0.0246 mg/L	0.00291	11.83%

Sequence No.: 5  
Sample ID: ICSA  
Analyst:  
Initial Sample Wt:  
Dilution:

Autosampler Location: 5  
Date Collected: 5/19/2005 2:13:37 PM  
Data Type: Original  
Initial Sample Vol:  
Sample Prep Vol:

-----  
Mean Data: ICSA

Analyte	Mean Corrected Intensity	Calib Conc. Units	Std.Dev.	Sample Conc. Units	Std.Dev.	RSD
Na 589.592	647.0	0.0848 mg/L	0.00152	0.0848 mg/L	0.00152	1.79%

Sequence No.: 6  
Sample ID: ICSAB  
Analyst:  
Initial Sample Wt:  
Dilution:

Autosampler Location: 6  
Date Collected: 5/19/2005 2:15:59 PM  
Data Type: Original  
Initial Sample Vol:  
Sample Prep Vol:

-----  
Mean Data: ICSAB

Analyte	Mean Corrected Intensity	Calib Conc. Units	Std.Dev.	Sample Conc. Units	Std.Dev.	RSD
Na 589.592	577.2	0.0756 mg/L	0.01088	0.0756 mg/L	0.01088	14.38%

Sequence No.: 7  
Sample ID: CCV  
Analyst:  
Initial Sample Wt:  
Dilution:

Autosampler Location: 3  
Date Collected: 5/19/2005 2:18:17 PM  
Data Type: Original  
Initial Sample Vol:  
Sample Prep Vol:

-----  
Mean Data: CCV

Analyte	Mean Corrected Intensity	Calib Conc. Units	Std.Dev.	Sample Conc. Units	Std.Dev.	RSD
Na 589.592	195040.2	25.562 mg/L	0.3562	25.562 mg/L	0.3562	1.39%

Sequence No.: 8  
Sample ID: CCB  
Analyst:  
Initial Sample Wt:  
Dilution:

Autosampler Location: 4  
Date Collected: 5/19/2005 2:20:38 PM  
Data Type: Original  
Initial Sample Vol:  
Sample Prep Vol:

-----  
Mean Data: CCB

Analyte	Mean Corrected Intensity	Calib Conc. Units	Std.Dev.	Sample Conc. Units	Std.Dev.	RSD
Na 589.592	301.6	0.0395 mg/L	0.00196	0.0395 mg/L	0.00196	4.96%

Sequence No.: 9  
Sample ID: MB-18177,18177  
Analyst:  
Initial Sample Wt:  
Dilution:

Autosampler Location: 48  
Date Collected: 5/19/2005 2:23:01 PM  
Data Type: Original  
Initial Sample Vol:  
Sample Prep Vol:

-----  
Mean Data: MB-18177,18177

Analyte	Mean Corrected Intensity	Calib Conc. Units	Std.Dev.	Sample Conc. Units	Std.Dev.	RSD
Na 589.592	250.8	0.0329 mg/L	0.00352	0.0329 mg/L	0.00352	10.70%

Sequence No.: 10  
Sample ID: LCS-18177,18177  
Analyst:  
Initial Sample Wt:  
Dilution:

Autosampler Location: 49  
Date Collected: 5/19/2005 2:25:23 PM  
Data Type: Original  
Initial Sample Vol:  
Sample Prep Vol:

Mean Data: LCS-18177,18177

Analyte	Mean Corrected Intensity	Conc. Units	Calib	Std.Dev.	Sample Conc. Units	Std.Dev.	RSD
Na 589.592	35551.6	4.6593 mg/L		0.05528	4.6593 mg/L	0.05528	1.19%

Sequence No.: 11  
Sample ID: D0523-01A,18177  
Analyst:  
Initial Sample Wt:  
Dilution:

Autosampler Location: 50  
Date Collected: 5/19/2005 2:27:45 PM  
Data Type: Original  
Initial Sample Vol:  
Sample Prep Vol:

Mean Data: D0523-01A,18177

Analyte	Mean Corrected Intensity	Conc. Units	Calib	Std.Dev.	Sample Conc. Units	Std.Dev.	RSD
Na 589.592	817.6	0.1072 mg/L		0.01085	0.1072 mg/L	0.01085	10.12%

Sequence No.: 12  
Sample ID: D0523-01ASD,18177  
Analyst:  
Initial Sample Wt:  
Dilution:

Autosampler Location: 51  
Date Collected: 5/19/2005 2:30:05 PM  
Data Type: Original  
Initial Sample Vol:  
Sample Prep Vol:

Mean Data: D0523-01ASD,18177

Analyte	Mean Corrected Intensity	Conc. Units	Calib	Std.Dev.	Sample Conc. Units	Std.Dev.	RSD
Na 589.592	4022.0	0.5271 mg/L		0.01976	0.5271 mg/L	0.01976	3.75%

Sequence No.: 13  
Sample ID: D0529-01B,18177  
Analyst:  
Initial Sample Wt:  
Dilution:

Autosampler Location: 52  
Date Collected: 5/19/2005 2:32:25 PM  
Data Type: Original  
Initial Sample Vol:  
Sample Prep Vol:

Mean Data: D0529-01B,18177

Analyte	Mean Corrected Intensity	Conc. Units	Calib	Std.Dev.	Sample Conc. Units	Std.Dev.	RSD
Na 589.592	4600.7	0.6030 mg/L		0.00076	0.6030 mg/L	0.00076	0.13%

Sequence No.: 14  
Sample ID: D0529-01BDUP,18177  
Analyst:  
Initial Sample Wt:  
Dilution:

Autosampler Location: 53  
Date Collected: 5/19/2005 2:34:45 PM  
Data Type: Original  
Initial Sample Vol:  
Sample Prep Vol:

Mean Data: D0529-01BDUP,18177

Analyte	Mean Corrected Intensity	Conc. Units	Calib	Std.Dev.	Sample Conc. Units	Std.Dev.	RSD
Na 589.592	3549.1	0.4651 mg/L		0.01049	0.4651 mg/L	0.01049	2.25%

Sequence No.: 15  
Sample ID: D0529-01BSD,18177  
Analyst:  
Initial Sample Wt:  
Dilution:

Autosampler Location: 55  
Date Collected: 5/19/2005 2:37:05 PM  
Data Type: Original  
Initial Sample Vol:  
Sample Prep Vol:

-----  
Mean Data: D0529-01BSD,18177

Analyte	Mean Corrected Intensity	Calib Conc. Units	Std.Dev.	Sample Conc. Units	Std.Dev.	RSD
Na 589.592	841.6	0.1103 mg/L	0.00449	0.1103 mg/L	0.00449	4.07%

Sequence No.: 16

Sample ID: MB-18176,18176

Analyst:

Initial Sample Wt:

Dilution:

Autosampler Location: 57

Date Collected: 5/19/2005 2:39:26 PM

Data Type: Original

Initial Sample Vol:

Sample Prep Vol:

-----  
Mean Data: MB-18176,18176

Analyte	Mean Corrected Intensity	Calib Conc. Units	Std.Dev.	Sample Conc. Units	Std.Dev.	RSD
Na 589.592	-110.5	-0.0145 mg/L	0.00204	-0.0145 mg/L	0.00204	14.10%

Sequence No.: 17

Sample ID: CCV

Analyst:

Initial Sample Wt:

Dilution:

Autosampler Location: 3

Date Collected: 5/19/2005 2:41:46 PM

Data Type: Original

Initial Sample Vol:

Sample Prep Vol:

-----  
Mean Data: CCV

Analyte	Mean Corrected Intensity	Calib Conc. Units	Std.Dev.	Sample Conc. Units	Std.Dev.	RSD
Na 589.592	199292.8	26.119 mg/L	0.1089	26.119 mg/L	0.1089	0.42%

Sequence No.: 18

Sample ID: CCB

Analyst:

Initial Sample Wt:

Dilution:

Autosampler Location: 4

Date Collected: 5/19/2005 2:44:07 PM

Data Type: Original

Initial Sample Vol:

Sample Prep Vol:

-----  
Mean Data: CCB

Analyte	Mean Corrected Intensity	Calib Conc. Units	Std.Dev.	Sample Conc. Units	Std.Dev.	RSD
Na 589.592	-2.4	-0.0003 mg/L	0.02273	-0.0003 mg/L	0.02273	>999.9%

Sequence No.: 19

Sample ID: LCS-18176,18176

Analyst:

Initial Sample Wt:

Dilution:

Autosampler Location: 58

Date Collected: 5/19/2005 2:46:28 PM

Data Type: Original

Initial Sample Vol:

Sample Prep Vol:

-----  
Mean Data: LCS-18176,18176

Analyte	Mean Corrected Intensity	Calib Conc. Units	Std.Dev.	Sample Conc. Units	Std.Dev.	RSD
Na 589.592	187015.1	24.510 mg/L	0.2855	24.510 mg/L	0.2855	1.16%

Sequence No.: 20

Sample ID: D0529-03D,18176

Analyst:

Initial Sample Wt:

Dilution:

Autosampler Location: 59

Date Collected: 5/19/2005 2:48:50 PM

Data Type: Original

Initial Sample Vol:

Sample Prep Vol:

-----  
Mean Data: D0529-03D,18176

Analyte	Mean Corrected Intensity	Calib Conc. Units	Std.Dev.	Sample Conc. Units	Std.Dev.	RSD
Na 589.592	819.2	0.1074 mg/L	0.00628	0.1074 mg/L	0.00628	5.85%

Sequence No.: 21  
Sample ID: D0529-03DSD,18176  
Analyst:  
Initial Sample Wt:  
Dilution:

Autosampler Location: 60  
Date Collected: 5/19/2005 2:51:11 PM  
Data Type: Original  
Initial Sample Vol:  
Sample Prep Vol:

Mean Data: D0529-03DSD,18176

Analyte	Mean Corrected Intensity	Conc. Units	Calib Units	Std.Dev.	Sample Conc. Units	Std.Dev.	RSD
Na 589.592	46.4	0.0061 mg/L		0.00672	0.0061 mg/L	0.00672	110.59%

Sequence No.: 22  
Sample ID: D0565-01C,18176  
Analyst:  
Initial Sample Wt:  
Dilution:

Autosampler Location: 61  
Date Collected: 5/19/2005 2:53:33 PM  
Data Type: Original  
Initial Sample Vol:  
Sample Prep Vol:

Mean Data: D0565-01C,18176

Analyte	Mean Corrected Intensity	Conc. Units	Calib Units	Std.Dev.	Sample Conc. Units	Std.Dev.	RSD
Na 589.592	190738.2	24.998 mg/L		0.3320	24.998 mg/L	0.3320	1.33%

Sequence No.: 23  
Sample ID: D0565-01CSD,18176  
Analyst:  
Initial Sample Wt:  
Dilution:

Autosampler Location: 62  
Date Collected: 5/19/2005 2:55:55 PM  
Data Type: Original  
Initial Sample Vol:  
Sample Prep Vol:

Mean Data: D0565-01CSD,18176

Analyte	Mean Corrected Intensity	Conc. Units	Calib Units	Std.Dev.	Sample Conc. Units	Std.Dev.	RSD
Na 589.592	39433.2	5.1681 mg/L		0.01238	5.1681 mg/L	0.01238	0.24%

Sequence No.: 24  
Sample ID: ICSA  
Analyst:  
Initial Sample Wt:  
Dilution:

Autosampler Location: 5  
Date Collected: 5/19/2005 2:58:15 PM  
Data Type: Original  
Initial Sample Vol:  
Sample Prep Vol:

Mean Data: ICSA

Analyte	Mean Corrected Intensity	Conc. Units	Calib Units	Std.Dev.	Sample Conc. Units	Std.Dev.	RSD
Na 589.592	303.5	0.0398 mg/L		0.01235	0.0398 mg/L	0.01235	31.06%

Sequence No.: 25  
Sample ID: ICSAB  
Analyst:  
Initial Sample Wt:  
Dilution:

Autosampler Location: 6  
Date Collected: 5/19/2005 3:00:37 PM  
Data Type: Original  
Initial Sample Vol:  
Sample Prep Vol:

Mean Data: ICSAB

Analyte	Mean Corrected Intensity	Conc. Units	Calib Units	Std.Dev.	Sample Conc. Units	Std.Dev.	RSD
Na 589.592	309.0	0.0405 mg/L		0.00258	0.0405 mg/L	0.00258	6.38%

Sequence No.: 26  
Sample ID: CCV  
Analyst:  
Initial Sample Wt:

Autosampler Location: 3  
Date Collected: 5/19/2005 3:02:55 PM  
Data Type: Original  
Initial Sample Vol:

Dilution:

Sample Prep Vol:

Mean Data: CCV

Analyte	Mean Corrected Intensity	Conc. Units	Calib Units	Std.Dev.	Sample Conc. Units	Std.Dev.	RSD
Na 589.592	198555.4	26.022	mg/L	0.3501	26.022 mg/L	0.3501	1.35%

Sequence No.: 27

Sample ID: CCB

Analyst:

Initial Sample Wt:

Dilution:

Autosampler Location: 4

Date Collected: 5/19/2005 3:05:17 PM

Data Type: Original

Initial Sample Vol:

Sample Prep Vol:

Mean Data: CCB

Analyte	Mean Corrected Intensity	Conc. Units	Calib Units	Std.Dev.	Sample Conc. Units	Std.Dev.	RSD
Na 589.592	-36.4	-0.0048	mg/L	0.01320	-0.0048 mg/L	0.01320	276.88%



=====  
Analysis Begun

Start Time: 5/19/2005 3:07:34 PM

Plasma On Time: 5/19/2005 12:12:23 PM

Logged In Analyst: optima3

Technique: ICP Continuous

Spectrometer Model: Optima 4300 DV, S/N 077N3102302 Autosampler Model: AS-93plus

Sample Information File: C:\pe\Administrator\Sample Information\523-565.sif

Batch ID:

Results Data Set: B05051903

Results Library: C:\pe\Administrator\Results\Results.mdb

=====  
Method Loaded

Method Name: K CLP

Method Last Saved: 1/6/2005 10:16:44 AM

IEC File:

MSF File:

Method Description: K CLP

Sequence No.: 1

Autosampler Location: 1

Sample ID: S0

Date Collected: 5/19/2005 3:07:34 PM

Analyst:

Data Type: Original

Initial Sample Wt:

Initial Sample Vol:

Dilution:

Sample Prep Vol:

-----  
Mean Data: S0

Analyte	Mean Corrected Intensity	Std.Dev.	RSD	Calib Conc. Units
K 766.490	2233.1	115.79	5.19%	[0.00] mg/L

Sequence No.: 2

Autosampler Location: 2

Sample ID: S1

Date Collected: 5/19/2005 3:09:53 PM

Analyst:

Data Type: Original

Initial Sample Wt:

Initial Sample Vol:

Dilution:

Sample Prep Vol:

-----  
Mean Data: S1

Analyte	Mean Corrected Intensity	Std.Dev.	RSD	Calib Conc. Units
K 766.490	171685.0	333.00	0.19%	[50] mg/L

-----  
Calibration Summary

Analyte	Stds.	Equation	Intercept	Slope	Curvature	Corr. Coef.	Reslope
K 766.490	1	Lin Thru 0	0.0	3434	0.00000	1.000000	

Sequence No.: 3

Autosampler Location: 9

Sample ID: ICV

Date Collected: 5/19/2005 3:12:14 PM

Analyst:

Data Type: Original

Initial Sample Wt:

Initial Sample Vol:

Dilution:

Sample Prep Vol:

-----  
Mean Data: ICV

Analyte	Mean Corrected Intensity	Calib Conc. Units	Std.Dev.	Sample Conc. Units	Std.Dev.	RSD
K 766.490	127360.7	37.091 mg/L	0.0982	37.091 mg/L	0.0982	0.26%

Sequence No.: 4

Autosampler Location: 4

Sample ID: ICB

Date Collected: 5/19/2005 3:14:34 PM

Analyst:

Data Type: Original

Initial Sample Wt:

Initial Sample Vol:

Dilution:

Sample Prep Vol:

## Mean Data: ICB

Analyte	Mean Corrected Intensity	Calib Conc. Units	Std.Dev.	Sample Conc. Units	Std.Dev.	RSD
K 766.490	70.9	0.0206 mg/L	0.02685	0.0206 mg/L	0.02685	130.09%

Sequence No.: 5  
Sample ID: ICSA  
Analyst:  
Initial Sample Wt:  
Dilution:

Autosampler Location: 5  
Date Collected: 5/19/2005 3:16:55 PM  
Data Type: Original  
Initial Sample Vol:  
Sample Prep Vol:

## Mean Data: ICSA

Analyte	Mean Corrected Intensity	Calib Conc. Units	Std.Dev.	Sample Conc. Units	Std.Dev.	RSD
K 766.490	365.3	0.1064 mg/L	0.06481	0.1064 mg/L	0.06481	60.92%

Sequence No.: 6  
Sample ID: ICSAB  
Analyst:  
Initial Sample Wt:  
Dilution:

Autosampler Location: 6  
Date Collected: 5/19/2005 3:19:19 PM  
Data Type: Original  
Initial Sample Vol:  
Sample Prep Vol:

## Mean Data: ICSAB

Analyte	Mean Corrected Intensity	Calib Conc. Units	Std.Dev.	Sample Conc. Units	Std.Dev.	RSD
K 766.490	278.2	0.0810 mg/L	0.00766	0.0810 mg/L	0.00766	9.45%

Sequence No.: 7  
Sample ID: CCV  
Analyst:  
Initial Sample Wt:  
Dilution:

Autosampler Location: 3  
Date Collected: 5/19/2005 3:21:37 PM  
Data Type: Original  
Initial Sample Vol:  
Sample Prep Vol:

## Mean Data: CCV

Analyte	Mean Corrected Intensity	Calib Conc. Units	Std.Dev.	Sample Conc. Units	Std.Dev.	RSD
K 766.490	85802.7	24.988 mg/L	0.0230	24.988 mg/L	0.0230	0.09%

Sequence No.: 8  
Sample ID: CCB  
Analyst:  
Initial Sample Wt:  
Dilution:

Autosampler Location: 4  
Date Collected: 5/19/2005 3:23:58 PM  
Data Type: Original  
Initial Sample Vol:  
Sample Prep Vol:

## Mean Data: CCB

Analyte	Mean Corrected Intensity	Calib Conc. Units	Std.Dev.	Sample Conc. Units	Std.Dev.	RSD
K 766.490	145.5	0.0424 mg/L	0.01482	0.0424 mg/L	0.01482	34.99%

Sequence No.: 9  
Sample ID: MB-18177,18177  
Analyst:  
Initial Sample Wt:  
Dilution:

Autosampler Location: 48  
Date Collected: 5/19/2005 3:26:19 PM  
Data Type: Original  
Initial Sample Vol:  
Sample Prep Vol:

## Mean Data: MB-18177,18177

Analyte	Mean Corrected Intensity	Calib Conc. Units	Std.Dev.	Sample Conc. Units	Std.Dev.	RSD
K 766.490	-31.7	-0.0092 mg/L	0.00264	0.0092 mg/L	0.00264	28.53%

Sequence No.: 10  
Sample ID: LCS-18177,18177  
Analyst:  
Initial Sample Wt:  
Dilution:

Autosampler Location: 49  
Date Collected: 5/19/2005 3:28:41 PM  
Data Type: Original  
Initial Sample Vol:  
Sample Prep Vol:

Mean Data: LCS-18177,18177

Analyte	Mean Corrected Intensity	Conc. Units	Calib Units	Std.Dev.	Sample Conc. Units	Std.Dev.	RSD
K 766.490	32827.6	9.5604	mg/L	0.06224	9.5604 mg/L	0.06224	0.65%

Sequence No.: 11  
Sample ID: D0523-01A,18177  
Analyst:  
Initial Sample Wt:  
Dilution:

Autosampler Location: 50  
Date Collected: 5/19/2005 3:31:03 PM  
Data Type: Original  
Initial Sample Vol:  
Sample Prep Vol:

Mean Data: D0523-01A,18177

Analyte	Mean Corrected Intensity	Conc. Units	Calib Units	Std.Dev.	Sample Conc. Units	Std.Dev.	RSD
K 766.490	5349.5	1.5580	mg/L	0.01680	1.5580 mg/L	0.01680	1.08%

Sequence No.: 12  
Sample ID: D0523-01A,18177  
Analyst:  
Initial Sample Wt:  
Dilution:

Autosampler Location: 51  
Date Collected: 5/19/2005 3:33:23 PM  
Data Type: Original  
Initial Sample Vol:  
Sample Prep Vol:

Mean Data: D0523-01A,18177

Analyte	Mean Corrected Intensity	Conc. Units	Calib Units	Std.Dev.	Sample Conc. Units	Std.Dev.	RSD
K 766.490	25815.2	7.5182	mg/L	0.07085	7.5182 mg/L	0.07085	0.94%

Sequence No.: 13  
Sample ID: D0529-01B,18177  
Analyst:  
Initial Sample Wt:  
Dilution:

Autosampler Location: 52  
Date Collected: 5/19/2005 3:35:43 PM  
Data Type: Original  
Initial Sample Vol:  
Sample Prep Vol:

Mean Data: D0529-01B,18177

Analyte	Mean Corrected Intensity	Conc. Units	Calib Units	Std.Dev.	Sample Conc. Units	Std.Dev.	RSD
K 766.490	13438.5	3.9137	mg/L	0.03354	3.9137 mg/L	0.03354	0.86%

Sequence No.: 14  
Sample ID: D0529-01BDUP,18177  
Analyst:  
Initial Sample Wt:  
Dilution:

Autosampler Location: 53  
Date Collected: 5/19/2005 3:38:03 PM  
Data Type: Original  
Initial Sample Vol:  
Sample Prep Vol:

Mean Data: D0529-01BDUP,18177

Analyte	Mean Corrected Intensity	Conc. Units	Calib Units	Std.Dev.	Sample Conc. Units	Std.Dev.	RSD
K 766.490	10053.9	2.9280	mg/L	0.00830	2.9280 mg/L	0.00830	0.28%

Sequence No.: 15  
Sample ID: D0529-01BSD,18177  
Analyst:  
Initial Sample Wt:  
Dilution:

Autosampler Location: 55  
Date Collected: 5/19/2005 3:40:23 PM  
Data Type: Original  
Initial Sample Vol:  
Sample Prep Vol:

-----  
Mean Data: D0529-01BSD,18177

Analyte	Mean Corrected Intensity	Calib Conc. Units	Std.Dev.	Sample Conc. Units	Std.Dev.	RSD
K 766.490	2726.8	0.7941 mg/L	0.03858	0.7941 mg/L	0.03858	4.86%

Sequence No.: 16

Sample ID: MB-18176,18176

Analyst:

Initial Sample Wt:

Dilution:

Autosampler Location: 57

Date Collected: 5/19/2005 3:42:44 PM

Data Type: Original

Initial Sample Vol:

Sample Prep Vol:

-----  
Mean Data: MB-18176,18176

Analyte	Mean Corrected Intensity	Calib Conc. Units	Std.Dev.	Sample Conc. Units	Std.Dev.	RSD
K 766.490	-285.3	-0.0831 mg/L	0.01649	-0.0831 mg/L	0.01649	19.85%

Sequence No.: 17

Sample ID: CCV

Analyst:

Initial Sample Wt:

Dilution:

Autosampler Location: 3

Date Collected: 5/19/2005 3:45:04 PM

Data Type: Original

Initial Sample Vol:

Sample Prep Vol:

-----  
Mean Data: CCV

Analyte	Mean Corrected Intensity	Calib Conc. Units	Std.Dev.	Sample Conc. Units	Std.Dev.	RSD
K 766.490	86383.7	25.158 mg/L	0.3523	25.158 mg/L	0.3523	1.40%

Sequence No.: 18

Sample ID: CCB

Analyst:

Initial Sample Wt:

Dilution:

Autosampler Location: 4

Date Collected: 5/19/2005 3:47:25 PM

Data Type: Original

Initial Sample Vol:

Sample Prep Vol:

-----  
Mean Data: CCB

Analyte	Mean Corrected Intensity	Calib Conc. Units	Std.Dev.	Sample Conc. Units	Std.Dev.	RSD
K 766.490	-77.3	-0.0225 mg/L	0.01178	-0.0225 mg/L	0.01178	52.30%

Sequence No.: 19

Sample ID: LCS-18176,18176

Analyst:

Initial Sample Wt:

Dilution:

Autosampler Location: 58

Date Collected: 5/19/2005 3:49:46 PM

Data Type: Original

Initial Sample Vol:

Sample Prep Vol:

-----  
Mean Data: LCS-18176,18176

Analyte	Mean Corrected Intensity	Calib Conc. Units	Std.Dev.	Sample Conc. Units	Std.Dev.	RSD
K 766.490	79448.5	23.138 mg/L	0.3365	23.138 mg/L	0.3365	1.45%

Sequence No.: 20

Sample ID: D0529-03D,18176

Analyst:

Initial Sample Wt:

Dilution:

Autosampler Location: 59

Date Collected: 5/19/2005 3:52:07 PM

Data Type: Original

Initial Sample Vol:

Sample Prep Vol:

-----  
Mean Data: D0529-03D,18176

Analyte	Mean Corrected Intensity	Calib Conc. Units	Std.Dev.	Sample Conc. Units	Std.Dev.	RSD
K 766.490	63.3	0.0184 mg/L	0.00038	0.0184 mg/L	0.00038	2.08%

Sequence No.: 21  
Sample ID: D0529-03DSD,18176  
Analyst:  
Initial Sample Wt:  
Dilution:

Autosampler Location: 60  
Date Collected: 5/19/2005 3:54:29 PM  
Data Type: Original  
Initial Sample Vol:  
Sample Prep Vol:

Mean Data: D0529-03DSD,18176

Analyte	Mean Corrected Intensity	Conc. Units	Calib	Std.Dev.	Conc. Units	Sample	Std.Dev.	RSD
K 766.490	-117.0	-0.0341 mg/L		0.09026	-0.0341 mg/L		0.09026	264.78%

Sequence No.: 22  
Sample ID: D0565-01C,18176  
Analyst:  
Initial Sample Wt:  
Dilution:

Autosampler Location: 61  
Date Collected: 5/19/2005 3:56:51 PM  
Data Type: Original  
Initial Sample Vol:  
Sample Prep Vol:

Mean Data: D0565-01C,18176

Analyte	Mean Corrected Intensity	Conc. Units	Calib	Std.Dev.	Conc. Units	Sample	Std.Dev.	RSD
K 766.490	9042.7	2.6335 mg/L		0.08809	2.6335 mg/L		0.08809	3.35%

Sequence No.: 23  
Sample ID: D0565-01CSD,18176  
Analyst:  
Initial Sample Wt:  
Dilution:

Autosampler Location: 62  
Date Collected: 5/19/2005 3:59:13 PM  
Data Type: Original  
Initial Sample Vol:  
Sample Prep Vol:

Mean Data: D0565-01CSD,18176

Analyte	Mean Corrected Intensity	Conc. Units	Calib	Std.Dev.	Conc. Units	Sample	Std.Dev.	RSD
K 766.490	1670.5	0.4865 mg/L		0.02226	0.4865 mg/L		0.02226	4.58%

Sequence No.: 24  
Sample ID: ICSA  
Analyst:  
Initial Sample Wt:  
Dilution:

Autosampler Location: 5  
Date Collected: 5/19/2005 4:01:33 PM  
Data Type: Original  
Initial Sample Vol:  
Sample Prep Vol:

Mean Data: ICSA

Analyte	Mean Corrected Intensity	Conc. Units	Calib	Std.Dev.	Conc. Units	Sample	Std.Dev.	RSD
K 766.490	209.0	0.0609 mg/L		0.01859	0.0609 mg/L		0.01859	30.53%

Sequence No.: 25  
Sample ID: ICSAB  
Analyst:  
Initial Sample Wt:  
Dilution:

Autosampler Location: 6  
Date Collected: 5/19/2005 4:03:55 PM  
Data Type: Original  
Initial Sample Vol:  
Sample Prep Vol:

Mean Data: ICSAB

Analyte	Mean Corrected Intensity	Conc. Units	Calib	Std.Dev.	Conc. Units	Sample	Std.Dev.	RSD
K 766.490	213.9	0.0623 mg/L		0.02365	0.0623 mg/L		0.02365	37.96%

Sequence No.: 26  
Sample ID: CCV  
Analyst:  
Initial Sample Wt:

Autosampler Location: 3  
Date Collected: 5/19/2005 4:06:13 PM  
Data Type: Original  
Initial Sample Vol:

Dilution:

Sample Prep Vol:

-----  
Mean Data: CCV

Analyte	Mean Corrected Intensity	Calib Conc. Units	Std.Dev.	Sample Conc. Units	Std.Dev.	RSD
K 766.490	86884.0	25.303 mg/L	0.0423	25.303 mg/L	0.0423	0.17%

Sequence No.: 27

Sample ID: CCB

Analyst:

Initial Sample Wt:

Dilution:

Autosampler Location: 4

Date Collected: 5/19/2005 4:08:34 PM

Data Type: Original

Initial Sample Vol:

Sample Prep Vol:

-----  
Mean Data: CCB

Analyte	Mean Corrected Intensity	Calib Conc. Units	Std.Dev.	Sample Conc. Units	Std.Dev.	RSD
K 766.490	5.9	0.0017 mg/L	0.02297	0.0017 mg/L	0.02297	>999.9%

=====  
Analysis Begun

Start Time: 5/20/2005 1:30:54 PM

Plasma On Time: 5/20/2005 1:12:05 PM

Logged In Analyst: optima3

Technique: ICP Continuous

Spectrometer Model: Optima 4300 DV, S/N 077N3102302 Autosampler Model: AS-93plus

Sample Information File: C:\pe\Administrator\Sample Information\523-565.sif

Batch ID:

Results Data Set: B05052001

Results Library: C:\pe\Administrator\Results\Results.mdb  
=====

## Method Loaded

Method Name: CLP

Method Last Saved: 5/6/2005 9:26:07 AM

IEC File: B05033102X.iec

MSF File:

Method Description: working method for all elements  
=====

Sequence No.: 1

Autosampler Location: 1

Sample ID: S0

Date Collected: 5/20/2005 1:30:55 PM

Analyst:

Data Type: Original

Initial Sample Wt:

Initial Sample Vol:

Dilution:

Sample Prep Vol:  
-----

## Mean Data: S0

Analyte	Mean Corrected Intensity	Std.Dev.	RSD	Calib Conc. Units
Al 308.215	7394.6	5.91	0.08%	[0.00] mg/L
Cr 267.716	29.8	2.48	8.34%	[0.00] mg/L
Cu 324.752	106.9	18.95	17.72%	[0.00] mg/L
Fe 273.955	232.2	14.39	6.20%	[0.00] mg/L
Mg 279.077	645.5	3.93	0.61%	[0.00] mg/L
Mn 257.610	58.6	14.05	23.97%	[0.00] mg/L
Ni 231.604	3.6	3.42	96.02%	[0.00] mg/L
Sb 206.836	-2.7	0.42	15.34%	[0.00] mg/L
Tl 190.801	-1.7	0.77	44.65%	[0.00] mg/L
V 292.402	109.5	5.29	4.84%	[0.00] mg/L
Ti 334.940	-194.8	18.39	9.44%	[0.00] mg/L
Ca 227.546	37.9	3.42	9.01%	[0.00] mg/L

  
=====

Sequence No.: 2

Autosampler Location: 2

Sample ID: S1

Date Collected: 5/20/2005 1:34:00 PM

Analyst:

Data Type: Original

Initial Sample Wt:

Initial Sample Vol:

Dilution:

Sample Prep Vol:  
-----

## Mean Data: S1

Analyte	Mean Corrected Intensity	Std.Dev.	RSD	Calib Conc. Units
Al 308.215	530402.8	1694.63	0.32%	[20] mg/L
Cr 267.716	77888.7	11.41	0.01%	[2] mg/L
Cu 324.752	300707.2	1838.25	0.61%	[2.5] mg/L
Fe 273.955	324291.5	1397.93	0.43%	[10] mg/L
Mg 279.077	1059197.4	4262.28	0.40%	[50] mg/L
Mn 257.610	2359041.7	12889.16	0.55%	[5] mg/L
Ni 231.604	75699.5	208.49	0.28%	[5] mg/L
Sb 206.836	548.1	21.66	3.95%	[1] mg/L
Tl 190.801	448.3	3.23	0.72%	[1] mg/L
V 292.402	474100.2	1247.50	0.26%	[5] mg/L
Ti 334.940	685430.2	3220.05	0.47%	[1] mg/L
Ca 227.546	7425.2	3.29	0.04%	[50] mg/L

  
-----

## Calibration Summary

Analyte	Stds.	Equation	Intercept	Slope	Curvature	Corr. Coef.	Reslope
---------	-------	----------	-----------	-------	-----------	-------------	---------

Al 308.215	1	Lin Thru 0	0.0	26520	0.00000	1.000000
Cr 267.716	1	Lin Thru 0	0.0	38940	0.00000	1.000000
Cu 324.752	1	Lin Thru 0	0.0	120300	0.00000	1.000000
Fe 273.955	1	Lin Thru 0	0.0	32430	0.00000	1.000000
Mg 279.077	1	Lin Thru 0	0.0	21180	0.00000	1.000000
Mn 257.610	1	Lin Thru 0	0.0	471800	0.00000	1.000000
Ni 231.604	1	Lin Thru 0	0.0	15140	0.00000	1.000000
Sb 206.836	1	Lin Thru 0	0.0	548.1	0.00000	1.000000
Tl 190.801	1	Lin Thru 0	0.0	448.3	0.00000	1.000000
V 292.402	1	Lin Thru 0	0.0	94820	0.00000	1.000000
Ti 334.940	1	Lin Thru 0	0.0	685400	0.00000	1.000000
Ca 227.546	1	Lin Thru 0	0.0	148.5	0.00000	1.000000

Sequence No.: 3  
Sample ID: ICV  
Analyst:  
Initial Sample Wt:  
Dilution:

Autosampler Location: 9  
Date Collected: 5/20/2005 1:37:09 PM  
Data Type: Original  
Initial Sample Vol:  
Sample Prep Vol:

## Mean Data: ICV

Analyte	Mean Corrected Intensity	Conc. Units	Calib	Std.Dev.	Sample Conc. Units	Std.Dev.	RSD
Al 308.215	405606.8	15.388 mg/L		0.0723	15.388 mg/L	0.0723	0.47%
Cr 267.716	61111.1	1.5696 mg/L		0.02540	1.5696 mg/L	0.02540	1.62%
Cu 324.752	229701.3	1.9119 mg/L		0.00569	1.9119 mg/L	0.00569	0.30%
Fe 273.955	252806.6	7.6768 mg/L		0.15732	7.6768 mg/L	0.15732	2.05%
Mg 279.077	819597.6	38.697 mg/L		0.2298	38.697 mg/L	0.2298	0.59%
Mn 257.610	1826657.4	3.8708 mg/L		0.01623	3.8708 mg/L	0.01623	0.42%
Ni 231.604	59053.4	3.9012 mg/L		0.08450	3.9012 mg/L	0.08450	2.17%
Sb 206.836	434.5	0.7717 mg/L		0.00522	0.7717 mg/L	0.00522	0.68%
Tl 190.801	341.9	0.7599 mg/L		0.00440	0.7599 mg/L	0.00440	0.58%
V 292.402	368230.3	3.8877 mg/L		0.02739	3.8877 mg/L	0.02739	0.70%
Ti 334.940	538.9	0.0014 mg/L		0.00001	0.0014 mg/L	0.00001	0.52%
Ca 227.546	5712.7	37.801 mg/L		0.1358	37.801 mg/L	0.1358	0.36%

Sequence No.: 4  
Sample ID: ICB  
Analyst:  
Initial Sample Wt:  
Dilution:

Autosampler Location: 4  
Date Collected: 5/20/2005 1:40:22 PM  
Data Type: Original  
Initial Sample Vol:  
Sample Prep Vol:

## Mean Data: ICB

Analyte	Mean Corrected Intensity	Conc. Units	Calib	Std.Dev.	Sample Conc. Units	Std.Dev.	RSD
Al 308.215	131.8	0.0050 mg/L		0.00298	0.0050 mg/L	0.00298	60.01%
Cr 267.716	8.7	0.0002 mg/L		0.00011	0.0002 mg/L	0.00011	50.40%
Cu 324.752	35.5	0.0003 mg/L		0.00013	0.0003 mg/L	0.00013	44.87%
Fe 273.955	46.1	0.0014 mg/L		0.00076	0.0014 mg/L	0.00076	53.52%
Mg 279.077	-50.3	-0.0024 mg/L		0.00245	-0.0024 mg/L	0.00245	103.18%
Mn 257.610	127.3	0.0003 mg/L		0.00004	0.0003 mg/L	0.00004	15.76%
Ni 231.604	-1.4	-0.0001 mg/L		0.00016	-0.0001 mg/L	0.00016	173.25%
Sb 206.836	6.3	0.0115 mg/L		0.00160	0.0115 mg/L	0.00160	13.96%
Tl 190.801	-1.4	-0.0031 mg/L		0.00101	-0.0031 mg/L	0.00101	32.53%
V 292.402	2.6	0.0000 mg/L		0.00031	0.0000 mg/L	0.00031	>999.9%
Ti 334.940	-0.0	0.0000 mg/L		0.00005	0.0000 mg/L	0.00005	>999.9%
Ca 227.546	7.4	0.0498 mg/L		0.14288	0.0498 mg/L	0.14288	286.88%

Sequence No.: 5  
Sample ID: CRI  
Analyst:  
Initial Sample Wt:  
Dilution:

Autosampler Location: 7  
Date Collected: 5/20/2005 1:43:28 PM  
Data Type: Original  
Initial Sample Vol:  
Sample Prep Vol:

## Mean Data: CRI

Mean Corrected      Calib      Sample



Analyte	Intensity	Conc. Units	Std.Dev.	Conc. Units	Std.Dev.	RSD
Al 308.215	79.8	0.0055 mg/L	0.00221	0.0055 mg/L	0.00221	39.96%
Cr 267.716	851.9	0.0219 mg/L	0.00015	0.0219 mg/L	0.00015	0.68%
Cu 324.752	6309.7	0.0525 mg/L	0.00063	0.0525 mg/L	0.00063	1.20%
Fe 273.955	170.7	0.0021 mg/L	0.00132	0.0021 mg/L	0.00132	64.54%
Mg 279.077	-61.2	-0.0028 mg/L	0.00374	-0.0028 mg/L	0.00374	134.85%
Mn 257.610	16497.5	0.0350 mg/L	0.00032	0.0350 mg/L	0.00032	0.93%
Ni 231.604	1391.5	0.0919 mg/L	0.00038	0.0919 mg/L	0.00038	0.41%
Sb 206.836	69.6	0.1268 mg/L	0.00563	0.1268 mg/L	0.00563	4.44%
Tl 190.801	6.7	0.0146 mg/L	0.00733	0.0146 mg/L	0.00733	50.33%
V 292.402	9949.9	0.1050 mg/L	0.00178	0.1050 mg/L	0.00178	1.70%
Ti 334.940	5.5	0.0000 mg/L	0.00014	0.0000 mg/L	0.00014	>999.9%
Ca 227.546	11.5	0.0666 mg/L	0.05553	0.0666 mg/L	0.05553	83.36%

Sequence No.: 6  
Sample ID: ICSA  
Analyst:  
Initial Sample Wt:  
Dilution:

Autosampler Location: 5  
Date Collected: 5/20/2005 1:46:33 PM  
Data Type: Original  
Initial Sample Vol:  
Sample Prep Vol:

## Mean Data: ICSA

Analyte	Mean Corrected Intensity	Calib Conc. Units	Std.Dev.	Sample Conc. Units	Std.Dev.	RSD
Al 308.215	12224004.4	460.93 mg/L	3.500	460.93 mg/L	3.500	0.76%
Cr 267.716	-66.6	-0.0019 mg/L	0.00019	-0.0019 mg/L	0.00019	10.23%
Cu 324.752	-6230.6	-0.0214 mg/L	0.00097	-0.0214 mg/L	0.00097	4.56%
Fe 273.955	5665551.6	174.71 mg/L	1.551	174.71 mg/L	1.551	0.89%
Mg 279.077	9546102.6	450.51 mg/L	4.028	450.51 mg/L	4.028	0.89%
Mn 257.610	4316.2	-0.0016 mg/L	0.00010	-0.0016 mg/L	0.00010	6.07%
Saturated outside survey window (code 6)						
Ni 231.604	62.7	0.0281 mg/L	0.00004	0.0281 mg/L	0.00004	0.16%
Sb 206.836	1.1	-0.0043 mg/L	0.00068	-0.0043 mg/L	0.00068	15.72%
Tl 190.801	-16.2	-0.0089 mg/L	0.00018	-0.0089 mg/L	0.00018	2.01%
V 292.402	148.3	0.0016 mg/L	0.00012	0.0016 mg/L	0.00012	7.42%
Ti 334.940	-9216.8	0.0002 mg/L	0.00003	-0.0002 mg/L	0.00003	17.01%
Ca 227.546	71949.2	479.64 mg/L	0.434	479.64 mg/L	0.434	0.09%

Sequence No.: 7  
Sample ID: ICSAB  
Analyst:  
Initial Sample Wt:  
Dilution:

Autosampler Location: 6  
Date Collected: 5/20/2005 1:49:48 PM  
Data Type: Original  
Initial Sample Vol:  
Sample Prep Vol:

## Mean Data: ICSAB

Analyte	Mean Corrected Intensity	Calib Conc. Units	Std.Dev.	Sample Conc. Units	Std.Dev.	RSD
Al 308.215	12315916.2	464.41 mg/L	2.383	464.41 mg/L	2.383	0.51%
Cr 267.716	18008.2	0.4623 mg/L	0.00295	0.4623 mg/L	0.00295	0.64%
Cu 324.752	51484.9	0.4590 mg/L	0.00857	0.4590 mg/L	0.00857	1.87%
Fe 273.955	5729841.0	176.67 mg/L	1.220	176.67 mg/L	1.220	0.69%
Mg 279.077	9634043.1	454.66 mg/L	3.472	454.66 mg/L	3.472	0.76%
Mn 257.610	224809.3	0.4657 mg/L	0.00665	0.4657 mg/L	0.00665	1.43%
Saturated outside survey window (code 6)						
Ni 231.604	13017.6	0.8840 mg/L	0.00107	0.8840 mg/L	0.00107	0.12%
Sb 206.836	332.7	0.5940 mg/L	0.00161	0.5940 mg/L	0.00161	0.27%
Tl 190.801	27.5	0.0882 mg/L	0.00184	0.0882 mg/L	0.00184	2.08%
V 292.402	44516.3	0.4707 mg/L	0.00278	0.4707 mg/L	0.00278	0.59%
Ti 334.940	-9270.7	0.0000 mg/L	0.00014	0.0000 mg/L	0.00014	306.47%
Ca 227.546	72451.8	482.89 mg/L	3.445	482.89 mg/L	3.445	0.71%

Sequence No.: 8  
Sample ID: CCV  
Analyst:  
Initial Sample Wt:  
Dilution:

Autosampler Location: 3  
Date Collected: 5/20/2005 1:52:59 PM  
Data Type: Original  
Initial Sample Vol:  
Sample Prep Vol:

## Mean Data: CCB

Analyte	Mean Corrected Intensity	Calib Conc. Units	Std.Dev.	Sample Conc. Units	Std.Dev.	RSD
Al 308.215	275511.2	10.453 mg/L	0.0596	10.453 mg/L	0.0596	0.57%
Cr 267.716	42119.1	1.0818 mg/L	0.01099	1.0818 mg/L	0.01099	1.02%
Cu 324.752	151759.4	1.2632 mg/L	0.01200	1.2632 mg/L	0.01200	0.95%
Fe 273.955	175588.6	5.3329 mg/L	0.03346	5.3329 mg/L	0.03346	0.63%
Mg 279.077	566309.9	26.738 mg/L	0.0791	26.738 mg/L	0.0791	0.30%
Mn 257.610	1252726.0	2.6546 mg/L	0.01488	2.6546 mg/L	0.01488	0.56%
Ni 231.604	40924.0	2.7035 mg/L	0.01840	2.7035 mg/L	0.01840	0.68%
Sb 206.836	293.4	0.5208 mg/L	0.01595	0.5208 mg/L	0.01595	3.06%
Tl 190.801	236.8	0.5262 mg/L	0.00209	0.5262 mg/L	0.00209	0.40%
V 292.402	252698.1	2.6679 mg/L	0.00883	2.6679 mg/L	0.00883	0.33%
Ti 334.940	211.5	0.0007 mg/L	0.00013	0.0007 mg/L	0.00013	17.93%
Ca 227.546	3928.6	25.994 mg/L	0.1695	25.994 mg/L	0.1695	0.65%

Sequence No.: 9

Sample ID: CCB

Analyst:

Initial Sample Wt:

Dilution:

Autosampler Location: 4

Date Collected: 5/20/2005 1:56:11 PM

Data Type: Original

Initial Sample Vol:

Sample Prep Vol:

## Mean Data: CCB

Analyte	Mean Corrected Intensity	Calib Conc. Units	Std.Dev.	Sample Conc. Units	Std.Dev.	RSD
Al 308.215	259.4	0.0098 mg/L	0.00211	0.0098 mg/L	0.00211	21.52%
Cr 267.716	1.3	0.0000 mg/L	0.00034	0.0000 mg/L	0.00034	>999.9%
Cu 324.752	5.5	0.0000 mg/L	0.00002	0.0000 mg/L	0.00002	51.74%
Fe 273.955	208.7	0.0064 mg/L	0.00095	0.0064 mg/L	0.00095	14.83%
Mg 279.077	102.4	0.0048 mg/L	0.00236	0.0048 mg/L	0.00236	48.83%
Mn 257.610	30.7	0.0001 mg/L	0.00007	0.0001 mg/L	0.00007	103.34%
Ni 231.604	0.6	0.0000 mg/L	0.00013	0.0000 mg/L	0.00013	310.15%
Sb 206.836	1.3	0.0024 mg/L	0.00034	0.0024 mg/L	0.00034	13.75%
Tl 190.801	-4.7	-0.0106 mg/L	0.00217	-0.0106 mg/L	0.00217	20.53%
V 292.402	39.4	0.0004 mg/L	0.00040	0.0004 mg/L	0.00040	96.20%
Ti 334.940	-10.3	0.0000 mg/L	0.00006	0.0000 mg/L	0.00006	594.78%
Ca 227.546	26.3	0.1768 mg/L	0.09834	0.1768 mg/L	0.09834	55.64%

Sequence No.: 10

Sample ID: MB-18177,18177

Analyst:

Initial Sample Wt:

Dilution:

Autosampler Location: 48

Date Collected: 5/20/2005 1:59:17 PM

Data Type: Original

Initial Sample Vol:

Sample Prep Vol:

## Mean Data: MB-18177,18177

Analyte	Mean Corrected Intensity	Calib Conc. Units	Std.Dev.	Sample Conc. Units	Std.Dev.	RSD
Al 308.215	484.5	0.0183 mg/L	0.00118	0.0183 mg/L	0.00118	6.43%
Cr 267.716	15.6	0.0004 mg/L	0.00013	0.0004 mg/L	0.00013	32.25%
Cu 324.752	177.3	0.0015 mg/L	0.00043	0.0015 mg/L	0.00043	29.17%
Fe 273.955	1380.4	0.0426 mg/L	0.00180	0.0426 mg/L	0.00180	4.23%
Mg 279.077	205.6	0.0097 mg/L	0.00129	0.0097 mg/L	0.00129	13.36%
Mn 257.610	710.7	0.0015 mg/L	0.00008	0.0015 mg/L	0.00008	5.09%
Ni 231.604	14.3	0.0010 mg/L	0.00007	0.0010 mg/L	0.00007	7.44%
Sb 206.836	3.3	0.0060 mg/L	0.00353	0.0060 mg/L	0.00353	58.75%
Tl 190.801	-2.7	-0.0061 mg/L	0.00683	-0.0061 mg/L	0.00683	112.46%
V 292.402	13.6	0.0001 mg/L	0.00014	0.0001 mg/L	0.00014	100.20%
Ti 334.940	162.1	0.0002 mg/L	0.00009	0.0002 mg/L	0.00009	38.43%
Ca 227.546	33.8	0.2264 mg/L	0.05991	0.2264 mg/L	0.05991	26.46%

Sequence No.: 11

Sample ID: LCS-18177,18177

Analyst:

Initial Sample Wt:

Dilution:

Autosampler Location: 49

Date Collected: 5/20/2005 2:02:26 PM

Data Type: Original

Initial Sample Vol:

Sample Prep Vol:

## Mean Data: LCS-18177,18177

Analyte	Mean Corrected Intensity	Conc.	Calib Units	Std.Dev.	Sample Conc. Units	Std.Dev.	RSD
Al 308.215	974603.9	36.759	mg/L	0.2472	36.759 mg/L	0.2472	0.67%
Cr 267.716	33562.6	0.8615	mg/L	0.00175	0.8615 mg/L	0.00175	0.20%
Cu 324.752	65929.3	0.5599	mg/L	0.00196	0.5599 mg/L	0.00196	0.35%
Fe 273.955	1675532.3	51.656	mg/L	0.4008	51.656 mg/L	0.4008	0.78%
Mg 279.077	282013.9	13.283	mg/L	0.0130	13.283 mg/L	0.0130	0.10%
Mn 257.610	857755.7	1.8170	mg/L	0.01659	1.8170 mg/L	0.01659	0.91%
Ni 231.604	14071.7	0.9363	mg/L	0.00053	0.9363 mg/L	0.00053	0.06%
Sb 206.836	92.6	0.1544	mg/L	0.00299	0.1544 mg/L	0.00299	1.94%
Tl 190.801	214.3	0.4872	mg/L	0.00538	0.4872 mg/L	0.00538	1.10%
V 292.402	35254.7	0.3733	mg/L	0.00139	0.3733 mg/L	0.00139	0.37%
Ti 334.940	895060.6	1.3062	mg/L	0.01187	1.3062 mg/L	0.01187	0.91%
Ca 227.546	3385.1	21.301	mg/L	0.0109	21.301 mg/L	0.0109	0.05%

Sequence No.: 12

Sample ID: D0523-01A,18177

Analyst:

Initial Sample Wt:

Dilution:

Autosampler Location: 50

Date Collected: 5/20/2005 2:05:40 PM

Data Type: Original

Initial Sample Vol:

Sample Prep Vol:

## Mean Data: D0523-01A,18177

Analyte	Mean Corrected Intensity	Conc.	Calib Units	Std.Dev.	Sample Conc. Units	Std.Dev.	RSD
Al 308.215	395519.4	14.914	mg/L	0.0619	14.914 mg/L	0.0619	0.42%
Cr 267.716	855.0	0.0219	mg/L	0.00005	0.0219 mg/L	0.00005	0.23%
Cu 324.752	2231.2	0.0271	mg/L	0.00042	0.0271 mg/L	0.00042	1.54%
Fe 273.955	1149794.4	35.455	mg/L	0.1199	35.455 mg/L	0.1199	0.34%
Mg 279.077	231976.5	10.928	mg/L	0.0258	10.928 mg/L	0.0258	0.24%
Mn 257.610	323350.8	0.6851	mg/L	0.00148	0.6851 mg/L	0.00148	0.22%
Ni 231.604	574.8	0.0430	mg/L	0.00001	0.0430 mg/L	0.00001	0.01%
Sb 206.836	3.7	0.0052	mg/L	0.00231	0.0052 mg/L	0.00231	44.19%
Tl 190.801	-5.3	-0.0054	mg/L	0.00123	-0.0054 mg/L	0.00123	22.95%
V 292.402	1953.0	0.0207	mg/L	0.00027	0.0207 mg/L	0.00027	1.29%
Ti 334.940	34770.5	0.0514	mg/L	0.00052	0.0514 mg/L	0.00052	1.00%
Ca 227.546	3396.9	21.903	mg/L	0.0428	21.903 mg/L	0.0428	0.20%

Sequence No.: 13

Sample ID: D0523-01ASD,18177

Analyst:

Initial Sample Wt:

Dilution:

Autosampler Location: 51

Date Collected: 5/20/2005 2:08:47 PM

Data Type: Original

Initial Sample Vol:

Sample Prep Vol:

## Mean Data: D0523-01ASD,18177

Analyte	Mean Corrected Intensity	Conc.	Calib Units	Std.Dev.	Sample Conc. Units	Std.Dev.	RSD
Al 308.215	1904207.2	71.805	mg/L	0.1203	71.805 mg/L	0.1203	0.17%
Cr 267.716	4070.1	0.1042	mg/L	0.00104	0.1042 mg/L	0.00104	0.99%
Cu 324.752	11014.4	0.1308	mg/L	0.00150	0.1308 mg/L	0.00150	1.15%
Fe 273.955	5294958.9	163.27	mg/L	0.179	163.27 mg/L	0.179	0.11%
Mg 279.077	1074875.9	50.638	mg/L	0.0946	50.638 mg/L	0.0946	0.19%
Mn 257.610	1502222.8	3.1826	mg/L	0.00360	3.1826 mg/L	0.00360	0.11%
Ni 231.604	2614.0	0.1959	mg/L	0.00097	0.1959 mg/L	0.00097	0.50%
Sb 206.836	2.1	-0.0034	mg/L	0.00655	-0.0034 mg/L	0.00655	190.83%
Tl 190.801	-11.0	0.0055	mg/L	0.00995	0.0055 mg/L	0.00995	181.36%
V 292.402	9015.4	0.0954	mg/L	0.00046	0.0954 mg/L	0.00046	0.48%
Ti 334.940	160516.7	0.2373	mg/L	0.00046	0.2373 mg/L	0.00046	0.19%
Ca 227.546	16681.0	107.85	mg/L	0.278	107.85 mg/L	0.278	0.26%

Sequence No.: 14

Sample ID: D0529-01B,18177

Analyst:

Initial Sample Wt:

Autosampler Location: 52

Date Collected: 5/20/2005 2:12:00 PM

Data Type: Original

Initial Sample Vol:

Dilution:

Sample Prep Vol:

Mean Data: D0529-01B,18177

Analyte	Mean Corrected Intensity	Conc. Units	Calib	Std.Dev.	Conc. Units	Sample	Std.Dev.	RSD
Al 308.215	1037995.9	39.142 mg/L		0.0726	39.142 mg/L		0.0726	0.19%
Cr 267.716	2245.8	0.0568 mg/L		0.00034	0.0568 mg/L		0.00034	0.60%
Cu 324.752	13408.6	0.1399 mg/L		0.00236	0.1399 mg/L		0.00236	1.69%
Fe 273.955	3774790.1	116.40 mg/L		0.398	116.40 mg/L		0.398	0.34%
Mg 279.077	1099564.8	51.837 mg/L		0.2022	51.837 mg/L		0.2022	0.39%
Mn 257.610	1622110.1	3.4367 mg/L		0.01943	3.4367 mg/L		0.01943	0.57%
Ni 231.604	1293.6	0.1013 mg/L		0.00057	0.1013 mg/L		0.00057	0.56%
Sb 206.836	-1.4	-0.0074 mg/L		0.01129	-0.0074 mg/L		0.01129	152.54%
Tl 190.801	-8.6	0.0033 mg/L		0.00071	0.0033 mg/L		0.00071	21.63%
V 292.402	7036.5	0.0744 mg/L		0.00014	0.0744 mg/L		0.00014	0.19%
Ti 334.940	167248.5	0.2516 mg/L		0.00134	0.2516 mg/L		0.00134	0.53%
Ca 227.546	40347.8	268.50 mg/L		2.033	268.50 mg/L		2.033	0.76%

Sequence No.: 15

Sample ID: D0529-01BDUP,18177

Analyst:

Initial Sample Wt:

Dilution:

Autosampler Location: 53

Date Collected: 5/20/2005 2:15:13 PM

Data Type: Original

Initial Sample Vol:

Sample Prep Vol:

Mean Data: D0529-01BDUP,18177

Analyte	Mean Corrected Intensity	Conc. Units	Calib	Std.Dev.	Conc. Units	Sample	Std.Dev.	RSD
Al 308.215	867623.6	32.717 mg/L		0.1573	32.717 mg/L		0.1573	0.48%
Cr 267.716	1638.3	0.0417 mg/L		0.00015	0.0417 mg/L		0.00015	0.36%
Cu 324.752	11690.2	0.1195 mg/L		0.00054	0.1195 mg/L		0.00054	0.45%
Fe 273.955	2986431.4	92.090 mg/L		0.4478	92.090 mg/L		0.4478	0.49%
Mg 279.077	556103.2	26.194 mg/L		0.0954	26.194 mg/L		0.0954	0.36%
Mn 257.610	946910.1	2.0063 mg/L		0.01345	2.0063 mg/L		0.01345	0.67%
Ni 231.604	1095.3	0.0851 mg/L		0.00042	0.0851 mg/L		0.00042	0.49%
Sb 206.836	-1.8	-0.0071 mg/L		0.00861	-0.0071 mg/L		0.00861	121.89%
Tl 190.801	-7.9	-0.0011 mg/L		0.00113	-0.0011 mg/L		0.00113	104.73%
V 292.402	4471.0	0.0473 mg/L		0.00020	0.0473 mg/L		0.00020	0.42%
Ti 334.940	120204.7	0.1795 mg/L		0.00169	0.1795 mg/L		0.00169	0.94%
Ca 227.546	21660.8	143.34 mg/L		1.020	143.34 mg/L		1.020	0.71%

Sequence No.: 16

Sample ID: D0529-01BMS,18177

Analyst:

Initial Sample Wt:

Dilution:

Autosampler Location: 54

Date Collected: 5/20/2005 2:18:25 PM

Data Type: Original

Initial Sample Vol:

Sample Prep Vol:

Mean Data: D0529-01BMS,18177

Analyte	Mean Corrected Intensity	Conc. Units	Calib	Std.Dev.	Conc. Units	Sample	Std.Dev.	RSD
Al 308.215	962521.1	36.308 mg/L		0.1867	36.308 mg/L		0.1867	0.51%
Cr 267.716	10148.4	0.2600 mg/L		0.00064	0.2600 mg/L		0.00064	0.25%
Cu 324.752	43389.1	0.3857 mg/L		0.00481	0.3857 mg/L		0.00481	1.25%
Fe 273.955	3322792.0	102.44 mg/L		0.540	102.44 mg/L		0.540	0.53%
Mg 279.077	803554.1	37.872 mg/L		0.2282	37.872 mg/L		0.2282	0.60%
Mn 257.610	1469488.5	3.1136 mg/L		0.00068	3.1136 mg/L		0.00068	0.02%
Ni 231.604	9199.4	0.6216 mg/L		0.00259	0.6216 mg/L		0.00259	0.42%
Sb 206.836	27.4	0.0429 mg/L		0.00339	0.0429 mg/L		0.00339	7.90%
Tl 190.801	15.2	0.0519 mg/L		0.00545	0.0519 mg/L		0.00545	10.49%
V 292.402	56341.7	0.5949 mg/L		0.00029	0.5949 mg/L		0.00029	0.05%
Ti 334.940	176676.8	0.2644 mg/L		0.00284	0.2644 mg/L		0.00284	1.07%
Ca 227.546	35641.4	237.13 mg/L		2.117	237.13 mg/L		2.117	0.89%

Sequence No.: 17

Sample ID: D0529-01BSD,18177

Analyst:

Autosampler Location: 55

Date Collected: 5/20/2005 2:21:37 PM

Data Type: Original

Initial Sample Wt:  
Dilution:

Initial Sample Vol:  
Sample Prep Vol:

## Mean Data: D0529-01BSD,18177

Analyte	Mean Corrected		Calib	Std.Dev.	Sample		Std.Dev.	RSD
	Intensity	Conc.			Conc.	Units		
Al 308.215	218352.7	8.2339	mg/L	0.06856	8.2339	mg/L	0.06856	0.83%
Cr 267.716	500.4	0.0127	mg/L	0.00003	0.0127	mg/L	0.00003	0.20%
Cu 324.752	2612.1	0.0280	mg/L	0.00011	0.0280	mg/L	0.00011	0.40%
Fe 273.955	832948.0	25.685	mg/L	0.2700	25.685	mg/L	0.2700	1.05%
Mg 279.077	243662.4	11.487	mg/L	0.1160	11.487	mg/L	0.1160	1.01%
Mn 257.610	352059.2	0.7459	mg/L	0.00865	0.7459	mg/L	0.00865	1.16%
Ni 231.604	293.8	0.0229	mg/L	0.00038	0.0229	mg/L	0.00038	1.67%
Sb 206.836	3.9	0.0061	mg/L	0.00947	0.0061	mg/L	0.00947	154.28%
Tl 190.801	-4.6	-0.0053	mg/L	0.00541	-0.0053	mg/L	0.00541	102.18%
V 292.402	1511.5	0.0160	mg/L	0.00030	0.0160	mg/L	0.00030	1.90%
Ti 334.940	35599.2	0.0535	mg/L	0.00036	0.0535	mg/L	0.00036	0.68%
Ca 227.546	8162.0	54.256	mg/L	0.0114	54.256	mg/L	0.0114	0.02%

Sequence No.: 18

Sample ID: D0529-01BPDS,18177

Analyst:

Initial Sample Wt:

Dilution:

Autosampler Location: 56

Date Collected: 5/20/2005 2:24:44 PM

Data Type: Original

Initial Sample Vol:

Sample Prep Vol:

## Mean Data: D0529-01BPDS,18177

Analyte	Mean Corrected		Calib	Std.Dev.	Sample		Std.Dev.	RSD
	Intensity	Conc.			Conc.	Units		
Al 308.215	1023780.8	38.608	mg/L	0.2769	38.608	mg/L	0.2769	0.72%
Cr 267.716	3034.4	0.0771	mg/L	0.00017	0.0771	mg/L	0.00017	0.22%
Cu 324.752	18798.0	0.1843	mg/L	0.00084	0.1843	mg/L	0.00084	0.46%
Fe 273.955	3725603.9	114.88	mg/L	0.857	114.88	mg/L	0.857	0.75%
Mg 279.077	1084208.9	51.112	mg/L	0.3897	51.112	mg/L	0.3897	0.76%
Mn 257.610	1598088.6	3.3858	mg/L	0.02339	3.3858	mg/L	0.02339	0.69%
Ni 231.604	2525.2	0.1825	mg/L	0.00019	0.1825	mg/L	0.00019	0.10%
Sb 206.836	75.4	0.1327	mg/L	0.00645	0.1327	mg/L	0.00645	4.86%
Tl 190.801	1.6	0.0254	mg/L	0.00836	0.0254	mg/L	0.00836	32.98%
V 292.402	17096.6	0.1805	mg/L	0.00099	0.1805	mg/L	0.00099	0.55%
Ti 334.940	161401.0	0.2429	mg/L	0.00033	0.2429	mg/L	0.00033	0.13%
Ca 227.546	39364.4	261.91	mg/L	0.528	261.91	mg/L	0.528	0.20%

Sequence No.: 19

Sample ID: MB-18176,18176

Analyst:

Initial Sample Wt:

Dilution:

Autosampler Location: 57

Date Collected: 5/20/2005 2:27:57 PM

Data Type: Original

Initial Sample Vol:

Sample Prep Vol:

## Mean Data: MB-18176,18176

Analyte	Mean Corrected		Calib	Std.Dev.	Sample		Std.Dev.	RSD
	Intensity	Conc.			Conc.	Units		
Al 308.215	659.6	0.0249	mg/L	0.00116	0.0249	mg/L	0.00116	4.67%
Cr 267.716	5.5	0.0001	mg/L	0.00002	0.0001	mg/L	0.00002	12.10%
Cu 324.752	-20.1	-0.0002	mg/L	0.00012	-0.0002	mg/L	0.00012	75.36%
Fe 273.955	865.9	0.0267	mg/L	0.00072	0.0267	mg/L	0.00072	2.70%
Mg 279.077	73.3	0.0034	mg/L	0.00225	0.0034	mg/L	0.00225	65.13%
Mn 257.610	699.3	0.0015	mg/L	0.00007	0.0015	mg/L	0.00007	4.93%
Ni 231.604	3.6	0.0002	mg/L	0.00003	0.0002	mg/L	0.00003	12.05%
Sb 206.836	1.9	0.0035	mg/L	0.00047	0.0035	mg/L	0.00047	13.39%
Tl 190.801	-6.9	-0.0153	mg/L	0.01173	-0.0153	mg/L	0.01173	76.55%
V 292.402	-29.0	-0.0003	mg/L	0.00055	-0.0003	mg/L	0.00055	178.65%
Ti 334.940	135.8	0.0002	mg/L	0.00000	0.0002	mg/L	0.00000	1.89%
Ca 227.546	38.8	0.2605	mg/L	0.10476	0.2605	mg/L	0.10476	40.21%

Sequence No.: 20

Sample ID: CCV

Autosampler Location: 3

Date Collected: 5/20/2005 2:31:03 PM

Analyst:  
Initial Sample Wt:  
Dilution:

Data Type: Original  
Initial Sample Vol:  
Sample Prep Vol:

## Mean Data: CCV

Analyte	Mean Corrected Intensity	Conc.	Calib Units	Std.Dev.	Sample Conc.	Units	Std.Dev.	RSD
Al 308.215	281882.6	10.695	mg/L	0.0327	10.695	mg/L	0.0327	0.31%
Cr 267.716	43724.0	1.1230	mg/L	0.00510	1.1230	mg/L	0.00510	0.45%
Cu 324.752	146313.7	1.2180	mg/L	0.00820	1.2180	mg/L	0.00820	0.67%
Fe 273.955	179440.3	5.4498	mg/L	0.01930	5.4498	mg/L	0.01930	0.35%
Mg 279.077	579556.5	27.364	mg/L	0.3059	27.364	mg/L	0.3059	1.12%
Mn 257.610	1256788.7	2.6632	mg/L	0.03102	2.6632	mg/L	0.03102	1.16%
Ni 231.604	41961.8	2.7721	mg/L	0.00328	2.7721	mg/L	0.00328	0.12%
Sb 206.836	298.5	0.5297	mg/L	0.00844	0.5297	mg/L	0.00844	1.59%
Tl 190.801	226.7	0.5036	mg/L	0.00428	0.5036	mg/L	0.00428	0.85%
V 292.402	258670.8	2.7310	mg/L	0.02419	2.7310	mg/L	0.02419	0.89%
Ti 334.940	249.4	0.0008	mg/L	0.00006	0.0008	mg/L	0.00006	7.43%
Ca 227.546	3972.0	26.276	mg/L	0.0025	26.276	mg/L	0.0025	0.01%

Sequence No.: 21  
Sample ID: CCB  
Analyst:  
Initial Sample Wt:  
Dilution:

Autosampler Location: 4  
Date Collected: 5/20/2005 2:34:15 PM  
Data Type: Original  
Initial Sample Vol:  
Sample Prep Vol:

## Mean Data: CCB

Analyte	Mean Corrected Intensity	Conc.	Calib Units	Std.Dev.	Sample Conc.	Units	Std.Dev.	RSD
Al 308.215	539.8	0.0204	mg/L	0.00241	0.0204	mg/L	0.00241	11.84%
Cr 267.716	6.0	0.0002	mg/L	0.00028	0.0002	mg/L	0.00028	184.07%
Cu 324.752	-11.8	-0.0001	mg/L	0.00017	-0.0001	mg/L	0.00017	175.76%
Fe 273.955	124.3	0.0038	mg/L	0.00197	0.0038	mg/L	0.00197	51.51%
Mg 279.077	-58.2	-0.0027	mg/L	0.00068	-0.0027	mg/L	0.00068	24.76%
Mn 257.610	90.5	0.0002	mg/L	0.00002	0.0002	mg/L	0.00002	9.75%
Ni 231.604	3.8	0.0003	mg/L	0.00013	0.0003	mg/L	0.00013	52.69%
Sb 206.836	3.1	0.0057	mg/L	0.00240	0.0057	mg/L	0.00240	42.14%
Tl 190.801	-4.4	-0.0099	mg/L	0.00416	-0.0099	mg/L	0.00416	41.99%
V 292.402	1.4	0.0000	mg/L	0.00018	0.0000	mg/L	0.00018	>999.9%
Ti 334.940	-20.4	0.0000	mg/L	0.00005	0.0000	mg/L	0.00005	168.52%
Ca 227.546	11.9	0.0803	mg/L	0.04614	0.0803	mg/L	0.04614	57.45%

Sequence No.: 22  
Sample ID: LCS-18176,18176  
Analyst:  
Initial Sample Wt:  
Dilution:

Autosampler Location: 58  
Date Collected: 5/20/2005 2:37:21 PM  
Data Type: Original  
Initial Sample Vol:  
Sample Prep Vol:

## Mean Data: LCS-18176,18176

Analyte	Mean Corrected Intensity	Conc.	Calib Units	Std.Dev.	Sample Conc.	Units	Std.Dev.	RSD
Al 308.215	260886.0	9.8974	mg/L	0.06032	9.8974	mg/L	0.06032	0.61%
Cr 267.716	40311.6	1.0354	mg/L	0.00533	1.0354	mg/L	0.00533	0.51%
Cu 324.752	136835.7	1.1391	mg/L	0.00461	1.1391	mg/L	0.00461	0.40%
Fe 273.955	167015.3	5.0739	mg/L	0.03346	5.0739	mg/L	0.03346	0.66%
Mg 279.077	549952.6	25.966	mg/L	0.3594	25.966	mg/L	0.3594	1.38%
Mn 257.610	1189803.8	2.5212	mg/L	0.04072	2.5212	mg/L	0.04072	1.62%
Ni 231.604	39276.2	2.5947	mg/L	0.01414	2.5947	mg/L	0.01414	0.55%
Sb 206.836	300.0	0.5336	mg/L	0.01051	0.5336	mg/L	0.01051	1.97%
Tl 190.801	212.8	0.4730	mg/L	0.00709	0.4730	mg/L	0.00709	1.50%
V 292.402	236250.7	2.4943	mg/L	0.01002	2.4943	mg/L	0.01002	0.40%
Ti 334.940	-100.4	0.0002	mg/L	0.00005	0.0002	mg/L	0.00005	21.55%
Ca 227.546	3681.2	24.353	mg/L	0.0414	24.353	mg/L	0.0414	0.17%

Sequence No.: 23

Autosampler Location: 59

Sample ID: D0529-03D,18176

Analyst:

Initial Sample Wt:

Dilution:

Date Collected: 5/20/2005 2:40:33 PM

Data Type: Original

Initial Sample Vol:

Sample Prep Vol:

Mean Data: D0529-03D,18176

Analyte	Mean Corrected		Calib	Std.Dev.	Sample		Std.Dev.	RSD
	Intensity	Conc.			Conc.	Units		
Al 308.215	637.0	0.0240	mg/L	0.00445	0.0240	mg/L	0.00445	18.54%
Cr 267.716	14.5	0.0004	mg/L	0.00003	0.0004	mg/L	0.00003	9.01%
Cu 324.752	67.6	0.0006	mg/L	0.00026	0.0006	mg/L	0.00026	45.59%
Fe 273.955	532.1	0.0164	mg/L	0.00160	0.0164	mg/L	0.00160	9.73%
Mg 279.077	163.6	0.0077	mg/L	0.00358	0.0077	mg/L	0.00358	46.45%
Mn 257.610	804.2	0.0017	mg/L	0.00003	0.0017	mg/L	0.00003	1.95%
Ni 231.604	2.8	0.0002	mg/L	0.00029	0.0002	mg/L	0.00029	151.81%
Sb 206.836	1.4	0.0025	mg/L	0.00193	0.0025	mg/L	0.00193	76.02%
Tl 190.801	-3.0	-0.0066	mg/L	0.00449	-0.0066	mg/L	0.00449	68.05%
V 292.402	0.7	0.0000	mg/L	0.00022	0.0000	mg/L	0.00022	>999.9%
Ti 334.940	101.3	0.0002	mg/L	0.00006	0.0002	mg/L	0.00006	41.12%
Ca 227.546	50.3	0.3381	mg/L	0.04479	0.3381	mg/L	0.04479	13.25%

Sequence No.: 24

Sample ID: D0529-03DSD,18176

Analyst:

Initial Sample Wt:

Dilution:

Autosampler Location: 60

Date Collected: 5/20/2005 2:43:40 PM

Data Type: Original

Initial Sample Vol:

Sample Prep Vol:

Mean Data: D0529-03DSD,18176

Analyte	Mean Corrected		Calib	Std.Dev.	Sample		Std.Dev.	RSD
	Intensity	Conc.			Conc.	Units		
Al 308.215	1382.8	0.0521	mg/L	0.00055	0.0521	mg/L	0.00055	1.06%
Cr 267.716	-1.9	0.0000	mg/L	0.00005	0.0000	mg/L	0.00005	94.00%
Cu 324.752	-28.0	-0.0002	mg/L	0.00063	-0.0002	mg/L	0.00063	273.16%
Fe 273.955	150.7	0.0047	mg/L	0.00107	0.0047	mg/L	0.00107	22.94%
Mg 279.077	91.5	0.0043	mg/L	0.00230	0.0043	mg/L	0.00230	53.23%
Mn 257.610	175.0	0.0004	mg/L	0.00016	0.0004	mg/L	0.00016	43.44%
Ni 231.604	-0.8	-0.0001	mg/L	0.00020	-0.0001	mg/L	0.00020	373.10%
Sb 206.836	-1.2	-0.0022	mg/L	0.00121	-0.0022	mg/L	0.00121	56.11%
Tl 190.801	-3.9	-0.0087	mg/L	0.00029	-0.0087	mg/L	0.00029	3.38%
V 292.402	-17.8	-0.0002	mg/L	0.00033	-0.0002	mg/L	0.00033	173.16%
Ti 334.940	29.4	0.0000	mg/L	0.00004	0.0000	mg/L	0.00004	82.07%
Ca 227.546	13.7	0.0922	mg/L	0.02821	0.0922	mg/L	0.02821	30.59%

Sequence No.: 25

Sample ID: D0565-01C,18176

Analyst:

Initial Sample Wt:

Dilution:

Autosampler Location: 61

Date Collected: 5/20/2005 2:46:51 PM

Data Type: Original

Initial Sample Vol:

Sample Prep Vol:

Mean Data: D0565-01C,18176

Analyte	Mean Corrected		Calib	Std.Dev.	Sample		Std.Dev.	RSD
	Intensity	Conc.			Conc.	Units		
Al 308.215	1104.8	0.0417	mg/L	0.00379	0.0417	mg/L	0.00379	9.09%
Cr 267.716	27.7	0.0003	mg/L	0.00005	0.0003	mg/L	0.00005	17.34%
Cu 324.752	262.9	0.0022	mg/L	0.00010	0.0022	mg/L	0.00010	4.51%
Fe 273.955	4728.6	0.1458	mg/L	0.00146	0.1458	mg/L	0.00146	1.00%
Mg 279.077	88212.5	4.1684	mg/L	0.00246	4.1684	mg/L	0.00246	0.06%
Mn 257.610	612780.6	1.2987	mg/L	0.00005	1.2987	mg/L	0.00005	0.00%
Ni 231.604	14.0	0.0008	mg/L	0.00023	0.0008	mg/L	0.00023	29.00%
Sb 206.836	1.0	0.0020	mg/L	0.00253	0.0020	mg/L	0.00253	126.89%
Tl 190.801	-2.9	-0.0035	mg/L	0.00269	-0.0035	mg/L	0.00269	77.74%
V 292.402	-0.5	0.0001	mg/L	0.00051	0.0001	mg/L	0.00051	756.96%
Ti 334.940	-496.7	-0.0001	mg/L	0.00008	-0.0001	mg/L	0.00008	94.55%
Ca 227.546	3395.8	22.855	mg/L	0.1931	22.855	mg/L	0.1931	0.84%

Sequence No.: 26  
 Sample ID: D0565-01CSD,18176  
 Analyst:  
 Initial Sample Wt:  
 Dilution:

Autosampler Location: 62  
 Date Collected: 5/20/2005 2:49:59 PM  
 Data Type: Original  
 Initial Sample Vol:  
 Sample Prep Vol:

## Mean Data: D0565-01CSD,18176

Analyte	Mean Corrected Intensity	Conc. Units	Calib	Std.Dev.	Conc. Units	Sample	Std.Dev.	RSD
Al 308.215	743.7	0.0280	mg/L	0.00237	0.0280	mg/L	0.00237	8.45%
Cr 267.716	5.5	0.0001	mg/L	0.00021	0.0001	mg/L	0.00021	363.03%
Cu 324.752	11.4	0.0001	mg/L	0.00081	0.0001	mg/L	0.00081	760.35%
Fe 273.955	1146.0	0.0353	mg/L	0.00024	0.0353	mg/L	0.00024	0.67%
Mg 279.077	18164.7	0.8584	mg/L	0.00115	0.8584	mg/L	0.00115	0.13%
Mn 257.610	127049.5	0.2693	mg/L	0.00026	0.2693	mg/L	0.00026	0.10%
Ni 231.604	2.6	0.0002	mg/L	0.00020	0.0002	mg/L	0.00020	127.54%
Sb 206.836	0.3	0.0005	mg/L	0.00568	0.0005	mg/L	0.00568	>999.9%
Tl 190.801	-5.7	-0.0120	mg/L	0.00239	-0.0120	mg/L	0.00239	19.87%
V 292.402	10.8	0.0001	mg/L	0.00008	0.0001	mg/L	0.00008	58.64%
Ti 334.940	-171.8	-0.0001	mg/L	0.00003	-0.0001	mg/L	0.00003	25.45%
Ca 227.546	671.1	4.5166	mg/L	0.07947	4.5166	mg/L	0.07947	1.76%

## Sequence No.: 27

Sample ID: CRI  
 Analyst:  
 Initial Sample Wt:  
 Dilution:

Autosampler Location: 7

Date Collected: 5/20/2005 2:53:09 PM  
 Data Type: Original  
 Initial Sample Vol:  
 Sample Prep Vol:

## Mean Data: CRI

Analyte	Mean Corrected Intensity	Conc. Units	Calib	Std.Dev.	Conc. Units	Sample	Std.Dev.	RSD
Al 308.215	418.2	0.0184	mg/L	0.00130	0.0184	mg/L	0.00130	7.05%
Cr 267.716	902.6	0.0232	mg/L	0.00013	0.0232	mg/L	0.00013	0.54%
Cu 324.752	6131.3	0.0510	mg/L	0.00042	0.0510	mg/L	0.00042	0.82%
Fe 273.955	262.8	0.0047	mg/L	0.00047	0.0047	mg/L	0.00047	10.04%
Mg 279.077	-27.3	-0.0012	mg/L	0.00327	-0.0012	mg/L	0.00327	278.70%
Mn 257.610	16863.8	0.0357	mg/L	0.00006	0.0357	mg/L	0.00006	0.18%
Ni 231.604	1460.2	0.0964	mg/L	0.00031	0.0964	mg/L	0.00031	0.33%
Sb 206.836	71.6	0.1304	mg/L	0.00111	0.1304	mg/L	0.00111	0.85%
Tl 190.801	4.6	0.0100	mg/L	0.00418	0.0100	mg/L	0.00418	41.95%
V 292.402	10458.9	0.1104	mg/L	0.00113	0.1104	mg/L	0.00113	1.03%
Ti 334.940	-35.7	-0.0001	mg/L	0.00009	-0.0001	mg/L	0.00009	167.17%
Ca 227.546	22.8	0.1416	mg/L	0.02649	0.1416	mg/L	0.02649	18.71%

## Sequence No.: 28

Sample ID: ICSA  
 Analyst:  
 Initial Sample Wt:  
 Dilution:

Autosampler Location: 5

Date Collected: 5/20/2005 2:56:13 PM  
 Data Type: Original  
 Initial Sample Vol:  
 Sample Prep Vol:

## Mean Data: ICSA

Analyte	Mean Corrected Intensity	Conc. Units	Calib	Std.Dev.	Conc. Units	Sample	Std.Dev.	RSD
Al 308.215	12720010.9	479.64	mg/L	1.591	479.64	mg/L	1.591	0.33%
Cr 267.716	-91.1	-0.0025	mg/L	0.00004	-0.0025	mg/L	0.00004	1.52%
Cu 324.752	-6523.0	-0.0224	mg/L	0.00019	-0.0224	mg/L	0.00019	0.85%
Fe 273.955	5912855.4	182.33	mg/L	0.557	182.33	mg/L	0.557	0.31%
Mg 279.077	9941971.7	469.19	mg/L	1.168	469.19	mg/L	1.168	0.25%
Mn 257.610	4217.4	-0.0022	mg/L	0.00014	-0.0022	mg/L	0.00014	6.22%
Saturated outside survey window (code 6)								
Ni 231.604	56.2	0.0287	mg/L	0.00010	0.0287	mg/L	0.00010	0.34%
Sb 206.836	-0.5	-0.0076	mg/L	0.01296	-0.0076	mg/L	0.01296	171.65%
Tl 190.801	-11.6	0.0025	mg/L	0.00035	0.0025	mg/L	0.00035	13.91%
V 292.402	200.6	0.0021	mg/L	0.00000	0.0021	mg/L	0.00000	0.18%
Ti 334.940	-9618.0	0.0001	mg/L	0.00013	0.0001	mg/L	0.00013	93.21%
Ca 227.546	74889.0	499.22	mg/L	0.843	499.22	mg/L	0.843	0.17%



Sequence No.: 29  
 Sample ID: ICSAB  
 Analyst:  
 Initial Sample Wt:  
 Dilution:

Autosampler Location: 6  
 Date Collected: 5/20/2005 2:59:29 PM  
 Data Type: Original  
 Initial Sample Vol:  
 Sample Prep Vol:

## Mean Data: ICSAB

Analyte	Mean Corrected		Calib	Std.Dev.	Sample		RSD
	Intensity	Conc. Units			Conc. Units	Std.Dev.	
Al 308.215	12779416.5	481.89 mg/L	1.172		481.89 mg/L	1.172	0.24%
Cr 267.716	18876.9	0.4846 mg/L	0.00375		0.4846 mg/L	0.00375	0.77%
Cu 324.752	50794.7	0.4545 mg/L	0.00211		0.4545 mg/L	0.00211	0.46%
Fe 273.955	5961277.6	183.81 mg/L	0.575		183.81 mg/L	0.575	0.31%
Mg 279.077	10008461.0	472.33 mg/L	1.672		472.33 mg/L	1.672	0.35%
Mn 257.610	229637.6	0.4755 mg/L	0.00017		0.4755 mg/L	0.00017	0.04%
Saturated outside survey window (code 6)							
Ni 231.604	13613.3	0.9243 mg/L	0.00224		0.9243 mg/L	0.00224	0.24%
Sb 206.836	346.9	0.6194 mg/L	0.00233		0.6194 mg/L	0.00233	0.38%
Tl 190.801	21.9	0.0769 mg/L	0.00358		0.0769 mg/L	0.00358	4.65%
V 292.402	46124.4	0.4877 mg/L	0.00183		0.4877 mg/L	0.00183	0.38%
Ti 334.940	-9739.0	-0.0002 mg/L	0.00006		-0.0002 mg/L	0.00006	35.58%
Ca 227.546	75035.0	500.09 mg/L	0.334		500.09 mg/L	0.334	0.07%

Sequence No.: 30  
 Sample ID: CCV  
 Analyst:  
 Initial Sample Wt:  
 Dilution:

Autosampler Location: 3  
 Date Collected: 5/20/2005 3:02:40 PM  
 Data Type: Original  
 Initial Sample Vol:  
 Sample Prep Vol:

## Mean Data: CCV

Analyte	Mean Corrected		Calib	Std.Dev.	Sample		RSD
	Intensity	Conc. Units			Conc. Units	Std.Dev.	
Al 308.215	285679.1	10.839 mg/L	0.1037		10.839 mg/L	0.1037	0.96%
Cr 267.716	44219.9	1.1358 mg/L	0.00991		1.1358 mg/L	0.00991	0.87%
Cu 324.752	151450.6	1.2607 mg/L	0.01607		1.2607 mg/L	0.01607	1.27%
Fe 273.955	183030.4	5.5593 mg/L	0.06471		5.5593 mg/L	0.06471	1.16%
Mg 279.077	594049.5	28.048 mg/L	0.2737		28.048 mg/L	0.2737	0.98%
Mn 257.610	1293672.8	2.7413 mg/L	0.02226		2.7413 mg/L	0.02226	0.81%
Ni 231.604	42687.9	2.8201 mg/L	0.03601		2.8201 mg/L	0.03601	1.28%
Sb 206.836	302.1	0.5360 mg/L	0.00439		0.5360 mg/L	0.00439	0.82%
Tl 190.801	232.8	0.5172 mg/L	0.00088		0.5172 mg/L	0.00088	0.17%
V 292.402	262329.4	2.7696 mg/L	0.03362		2.7696 mg/L	0.03362	1.21%
Ti 334.940	332.0	0.0009 mg/L	0.00005		0.0009 mg/L	0.00005	5.37%
Ca 227.546	3978.9	26.314 mg/L	0.1005		26.314 mg/L	0.1005	0.38%

Sequence No.: 31  
 Sample ID: CCB  
 Analyst:  
 Initial Sample Wt:  
 Dilution:

Autosampler Location: 4  
 Date Collected: 5/20/2005 3:05:51 PM  
 Data Type: Original  
 Initial Sample Vol:  
 Sample Prep Vol:

## Mean Data: CCB

Analyte	Mean Corrected		Calib	Std.Dev.	Sample		RSD
	Intensity	Conc. Units			Conc. Units	Std.Dev.	
Al 308.215	522.4	0.0197 mg/L	0.00497		0.0197 mg/L	0.00497	25.20%
Cr 267.716	7.9	0.0002 mg/L	0.00000		0.0002 mg/L	0.00000	0.29%
Cu 324.752	11.1	0.0001 mg/L	0.00043		0.0001 mg/L	0.00043	458.42%
Fe 273.955	151.4	0.0047 mg/L	0.00132		0.0047 mg/L	0.00132	28.46%
Mg 279.077	84.0	0.0040 mg/L	0.00618		0.0040 mg/L	0.00618	155.98%
Mn 257.610	81.2	0.0002 mg/L	0.00002		0.0002 mg/L	0.00002	12.15%
Ni 231.604	2.3	0.0002 mg/L	0.00037		0.0002 mg/L	0.00037	238.39%
Sb 206.836	1.9	0.0035 mg/L	0.00078		0.0035 mg/L	0.00078	22.07%
Tl 190.801	-4.4	-0.0097 mg/L	0.00831		-0.0097 mg/L	0.00831	85.35%
V 292.402	47.6	0.0005 mg/L	0.00020		0.0005 mg/L	0.00020	39.01%

Ti 334.940	-33.9	0.0000 mg/L	0.00017	0.0000 mg/L	0.00017 358.50%
Ca 227.546	6.7	0.0450 mg/L	0.03990	0.0450 mg/L	0.03990 88.62%

Element: Hg Seq. No.: 5 AS Loc.: 5 Date: 05/18/2005  
Sample ID: S5.0

Repl #	SampleConc µg/L	StndConc µg/L	Blncorr Signal	Peak Area	Peak Height	Time	Peak Stored
1			0.1106	0.5427	0.1109	03:20:30	Yes
2			0.1100	0.5419	0.1102	03:20:59	Yes
Mean:			0.1103				
SD :			0.0005				
%RSD:			0.4232				

[Hg] Standard number 4 applied. [5.00]  
Correlation Coefficient: 0.99930 Slope: 0.02230

Element: Hg Seq. No.: 6 AS Loc.: 6 Date: 05/18/2005  
Sample ID: S10.0

Repl #	SampleConc µg/L	StndConc µg/L	Blncorr Signal	Peak Area	Peak Height	Time	Peak Stored
1			0.2408	1.2057	0.2411	03:21:50	Yes
2			-0.0003	-0.0113	-0.0001	03:22:20	Yes
Mean:			0.1202				
SD :			0.1705				
%RSD:			141.8229				

[Hg] Standard number 5 applied. [10.00]  
Correlation Coefficient: 0.91142 Slope: 0.01570

## Calibration data for Hg

Standard ID	Mean Signal (Pk Height)	Entered Concentration (µg/L)	Calculated Concentration (µg/L)	Standard Deviation	%RSD
S0	0.0002	--	----	----	----
S0.2	0.0038	0.20	0.24	0.000	6.6
S1.0	0.0227	1.00	1.44	0.000	----
S2.0	0.0473	2.00	3.01	0.000	----
S5.0	0.1103	5.00	7.03	0.000	0.4
S10.0	0.1202	10.00	7.66	0.171	141.8
Correlation Coefficient: 0.91142		Slope:	0.01570	----	

Element: Hg Seq. No.: 7 AS Loc.: 7 Date: 05/18/2005  
Sample ID: ICV

Repl #	SampleConc µg/L	StndConc µg/L	Blncorr Signal	Peak Area	Peak Height	Time	Peak Stored
1	2.99	2.99	0.0470	0.2350	0.0472	03:23:10	Yes

Method Name: Mercury-ILM  
Method Description: Mercury  
Element: Hg

Date: 05/18/2005  
Technique: FI-MHS  
Calibration Type:  
Hg, Zero Intercept: Linear  
Wavelength: 253.7 nm  
Sample Info Name: QW.SIF

Results Data Set Name: HY0505182

Element: Hg Seq. No.: 1 AS Loc.: 1 Date: 05/18/2005  
Sample ID: S0

Repl #	SampleConc µg/L	StndConc µg/L	Blncorr Signal	Peak Area	Peak Height	Time	Peak Stored
--------	--------------------	------------------	-------------------	--------------	----------------	------	----------------

1 0.0000 0.0001 0.0000 03:25:24 Yes  
 2 0.0000 0.0001 0.0000 03:25:53 Yes  
 Mean: 0.0000  
 SD : 0.0000  
 %RSD: 11.8929  
 Auto-zero performed.

=====

Element: Hg Seq. No.: 2 AS Loc.: 2 Date: 05/18/2005  
 Sample ID: S0.2

-----

Repl #	SampleConc µg/L	StdConc µg/L	BlncCorr Signal	Peak Area	Peak Height	Time	Peak Stored
1			0.0052	0.0221	0.0052	03:26:43	Yes
2			0.0052	0.0227	0.0053	03:27:13	Yes
Mean:			0.0052				
SD :			0.0001				
%RSD:			1.1523				

[Hg] Standard number 1 applied. [0.20]  
 Correlation Coefficient: 1.00000 Slope: 0.02598

=====

Element: Hg Seq. No.: 3 AS Loc.: 3 Date: 05/18/2005  
 Sample ID: S1.0

-----

Repl #	SampleConc µg/L	StdConc µg/L	BlncCorr Signal	Peak Area	Peak Height	Time	Peak Stored
1			0.0229	0.1105	0.0230	03:28:04	Yes
2			0.0228	0.1102	0.0229	03:28:33	Yes
Mean:			0.0229				
SD :			0.0001				
%RSD:			0.3841				

[Hg] Standard number 2 applied. [1.00]  
 Correlation Coefficient: 0.99891 Slope: 0.02302

=====

Element: Hg Seq. No.: 4 AS Loc.: 4 Date: 05/18/2005  
 Sample ID: S2.0

-----

Repl #	SampleConc µg/L	StdConc µg/L	BlncCorr Signal	Peak Area	Peak Height	Time	Peak Stored
1			0.0474	0.2320	0.0474	03:29:24	Yes
2			0.0475	0.2323	0.0475	03:29:53	Yes
Mean:			0.0474				
SD :			0.0001				
%RSD:			0.1821				

[Hg] Standard number 3 applied. [2.00]  
 Correlation Coefficient: 0.99957 Slope: 0.02357

=====

Element: Hg Seq. No.: 5 AS Loc.: 5 Date: 05/18/2005  
 Sample ID: S5.0

-----

Repl #	SampleConc µg/L	StdConc µg/L	BlncCorr Signal	Peak Area	Peak Height	Time	Peak Stored
1			0.1113	0.5431	0.1114	03:30:44	Yes
2			0.1107	0.5405	0.1108	03:31:13	Yes
Mean:			0.1110				
SD :			0.0004				
%RSD:			0.3925				

[Hg] Standard number 4 applied. [5.00]  
 Correlation Coefficient: 0.99936 Slope: 0.02245

=====

Element: Hg Seq. No.: 6 AS Loc.: 6 Date: 05/18/2005  
 Sample ID: S10.0

Repl #	SampleConc µg/L	StdConc µg/L	BlkCorr Signal	Peak Area	Peak Height	Time	Peak Stored
1			0.2412	1.1982	0.2412	03:32:04	Yes
2			0.2412	1.1934	0.2412	03:32:33	Yes
Mean:			0.2412				
SD :			0.0000				
%RSD:							
[Hg] Standard number 5 applied. [10.00]							
Correlation Coefficient: 0.99897				Slope: 0.02375			

## Calibration data for Hg

Standard ID	Mean Signal (Pk Height)	Entered Concentration (µg/L)	Calculated Concentration (µg/L)	Standard Deviation	%RSD
S0	0.0000	--	----	----	----
S0.2	0.0052	0.20	0.22	0.000	1.2
S1.0	0.0229	1.00	0.96	0.000	0.4
S2.0	0.0474	2.00	2.00	0.000	0.2
S5.0	0.1110	5.00	4.67	0.000	0.4
S10.0	0.2412	10.00	10.15	0.000	----
Correlation Coefficient: 0.99897		Slope:	0.02375	----	

Element: Hg Seq. No.: 7 AS Loc.: 7 Date: 05/18/2005  
Sample ID: ICV

Repl #	SampleConc µg/L	StdConc µg/L	BlkCorr Signal	Peak Area	Peak Height	Time	Peak Stored
1	2.04	2.04	0.0485	0.2319	0.0485	03:33:23	Yes
2	2.03	2.03	0.0482	0.2311	0.0482	03:33:52	Yes
Mean:	2.03	2.03	0.0483				
SD :	0.008	0.008	0.0002				
%RSD:	0.4	0.4	0.4028				

QC value within specified limits.

Element: Hg Seq. No.: 8 AS Loc.: 1 Date: 05/18/2005  
Sample ID: ICB

Repl #	SampleConc µg/L	StdConc µg/L	BlkCorr Signal	Peak Area	Peak Height	Time	Peak Stored
1	0.00	0.00	0.0000	0.0002	0.0001	03:34:44	Yes
2	0.00	0.00	0.0001	0.0004	0.0001	03:35:13	Yes
Mean:	0.00	0.00	0.0000				
SD :	0.002	0.002	0.0000				
%RSD:	84.2	84.2	84.2059				

QC value within specified limits.

Element: Hg Seq. No.: 9 AS Loc.: 9 Date: 05/18/2005  
Sample ID: CRA

Repl #	SampleConc µg/L	StdConc µg/L	BlkCorr Signal	Peak Area	Peak Height	Time	Peak Stored
1	0.22	0.22	0.0051	0.0251	0.0051	03:36:03	Yes
2	0.21	0.21	0.0051	0.0247	0.0051	03:36:33	Yes
Mean:	0.21	0.21	0.0051				
SD :	0.001	0.001	0.0000				
%RSD:	0.3	0.3	0.2660				

Element: Hg Seq. No.: 10 AS Loc.: 10 Date: 05/18/2005  
Sample ID: CCV

Repl #	SampleConc µg/L	StdConc µg/L	BlkCorr Signal	Peak Area	Peak Height	Time	Peak Stored
--------	--------------------	-----------------	-------------------	--------------	----------------	------	----------------

#	µg/L	µg/L	Signal	Area	Height	Stored
1	4.69	4.69	0.1113	0.5460	0.1114	03:37:22 Yes
2	4.68	4.68	0.1111	0.5438	0.1111	03:37:52 Yes
Mean:	4.68	4.68	0.1112			
SD :	0.009	0.009	0.0002			
%RSD:	0.2	0.2	0.1816			

Element: Hg Seq. No.: 11 AS Loc.: 11 Date: 05/18/2005  
Sample ID: CCB

Repl #	SampleConc µg/L	StdndConc µg/L	BlndCorr Signal	Peak Area	Peak Height	Time	Peak Stored
1	0.00	0.00	0.0000	-0.0005	0.0000	03:38:42	Yes
2	0.00	0.00	0.0000	-0.0002	0.0000	03:39:11	Yes
Mean:	0.00	0.00	0.0000				
SD :	0.001	0.001	0.0000				
%RSD:	136.4	136.4	136.3836				

Element: Hg Seq. No.: 12 AS Loc.: 12 Date: 05/18/2005  
Sample ID: MB-18173

Repl #	SampleConc µg/L	StdndConc µg/L	BlndCorr Signal	Peak Area	Peak Height	Time	Peak Stored
1	0.00	0.00	0.0000	0.0007	0.0001	03:40:01	Yes
2	0.00	0.00	0.0000	-0.0003	0.0000	03:40:30	Yes
Mean:	0.00	0.00	0.0000				
SD :	0.002	0.002	0.0000				
%RSD:	716.0	716.0	715.9548				

Element: Hg Seq. No.: 13 AS Loc.: 13 Date: 05/18/2005  
Sample ID: D0529-03D

Repl #	SampleConc µg/L	StdndConc µg/L	BlndCorr Signal	Peak Area	Peak Height	Time	Peak Stored
1	0.00	0.00	-0.0001	-0.0006	0.0000	03:41:20	Yes
2	0.00	0.00	0.0000	-0.0008	0.0000	03:41:50	Yes
Mean:	0.00	0.00	0.0000				
SD :	0.001	0.001	0.0000				
%RSD:	46.1	46.1	46.1020				

Element: Hg Seq. No.: 14 AS Loc.: 14 Date: 05/18/2005  
Sample ID: D0565-01C

Repl #	SampleConc µg/L	StdndConc µg/L	BlndCorr Signal	Peak Area	Peak Height	Time	Peak Stored
1	0.00	0.00	0.0001	0.0011	0.0001	03:42:40	Yes
2	0.00	0.00	0.0000	-0.0001	0.0000	03:43:09	Yes
Mean:	0.00	0.00	0.0000				
SD :	0.003	0.003	0.0001				
%RSD:	164.5	164.5	164.4561				

Element: Hg Seq. No.: 15 AS Loc.: 15 Date: 05/18/2005  
Sample ID: D0565-01CDUP

Repl #	SampleConc µg/L	StdndConc µg/L	BlndCorr Signal	Peak Area	Peak Height	Time	Peak Stored
1	0.00	0.00	0.0000	-0.0003	0.0000	03:43:59	Yes
2	0.00	0.00	0.0001	0.0010	0.0001	03:44:28	Yes
Mean:	0.00	0.00	0.0000				
SD :	0.003	0.003	0.0001				
%RSD:	260.0	260.0	260.0476				

Element: Hg Seq. No.: 16 AS Loc.: 16 Date: 05/18/2005  
 Sample ID: D0565-01CMS

132 ml

Repl #	SampleConc µg/L	StdConc µg/L	BlkCorr Signal	Peak Area	Peak Height	Time	Peak Stored
1	0.77	0.77	0.0183	0.0876	0.0183	03:45:18	Yes
2	0.76	0.76	0.0180	0.0860	0.0180	03:45:47	Yes
Mean:	0.76	0.76	0.0181				
SD :	0.008	0.008	0.0002				
%RSD:	1.0	1.0	1.0031				

Element: Hg Seq. No.: 17 AS Loc.: 7 Date: 05/18/2005  
 Sample ID: CCV

Repl #	SampleConc µg/L	StdConc µg/L	BlkCorr Signal	Peak Area	Peak Height	Time	Peak Stored
1	4.62	4.62	0.1098	0.5406	0.1099	03:46:38	Yes
2	4.62	4.62	0.1098	0.5380	0.1098	03:47:08	Yes
Mean:	4.62	4.62	0.1098				
SD :	0.001	0.001	0.0000				
%RSD:							

QC value within specified limits.

Element: Hg Seq. No.: 18 AS Loc.: 1 Date: 05/18/2005  
 Sample ID: CCB

Repl #	SampleConc µg/L	StdConc µg/L	BlkCorr Signal	Peak Area	Peak Height	Time	Peak Stored
1	0.00	0.00	0.0000	-0.0007	0.0000	03:48:01	Yes
2	0.00	0.00	0.0001	-0.0001	0.0001	03:48:30	Yes
Mean:	0.00	0.00	0.0000				
SD :	0.002	0.002	0.0001				
%RSD:	326.7	326.7	326.7423				

QC value within specified limits.

Element: Hg Seq. No.: 19 AS Loc.: 17 Date: 05/18/2005  
 Sample ID: MB-18174

Repl #	SampleConc µg/L	StdConc µg/L	BlkCorr Signal	Peak Area	Peak Height	Time	Peak Stored
1	0.00	0.00	0.0001	0.0008	0.0001	03:49:20	Yes
2	0.00	0.00	0.0001	0.0008	0.0001	03:49:49	Yes
Mean:	0.00	0.00	0.0001				
SD :	0.001	0.001	0.0000				
%RSD:	32.8	32.8	32.8282				

Element: Hg Seq. No.: 20 AS Loc.: 18 Date: 05/18/2005  
 Sample ID: LCS-18174

Repl #	SampleConc µg/L	StdConc µg/L	BlkCorr Signal	Peak Area	Peak Height	Time	Peak Stored
1	19.65	19.65	0.4667	2.3362	0.4667	03:50:39	Yes
Sample absorbance is greater than that of the highest standard.							
2	19.66	19.66	0.4670	2.3362	0.4671	03:51:08	Yes
Sample absorbance is greater than that of the highest standard.							
Mean:	19.65	19.65	0.4669				
SD :	0.009	0.009	0.0002				
%RSD:							

QW 5/18/05

Sample absorbance is greater than that of the highest standard.

Element: Hg Seq. No.: 21 AS Loc.: 19 Date: 05/18/2005

Sample ID: D0523-01A

0.2g

Repl #	SampleConc µg/L	StdConc µg/L	Blncorr Signal	Peak Area	Peak Height	Time	Peak Stored
1	0.02	0.02	0.0004	0.0016	0.0005	03:51:58	Yes
2	0.03	0.03	0.0007	0.0038	0.0007	03:52:27	Yes
Mean:	0.02	0.02	0.0006				
SD :	0.008	0.008	0.0002				
%RSD:	33.3	33.3	33.2579				

Element: Hg Seq. No.: 22 AS Loc.: 20 Date: 05/18/2005  
 Sample ID: D0529-01B

0.2g

Repl #	SampleConc µg/L	StdConc µg/L	Blncorr Signal	Peak Area	Peak Height	Time	Peak Stored
1	0.01	0.01	0.0003	0.0026	0.0003	03:53:17	Yes
2	0.01	0.01	0.0002	0.0016	0.0002	03:53:46	Yes
Mean:	0.01	0.01	0.0002				
SD :	0.002	0.002	0.0001				
%RSD:	23.8	23.8	23.8369				

Element: Hg Seq. No.: 23 AS Loc.: 21 Date: 05/18/2005  
 Sample ID: D0529-01BDUP

0.2g

Repl #	SampleConc µg/L	StdConc µg/L	Blncorr Signal	Peak Area	Peak Height	Time	Peak Stored
1	0.01	0.01	0.0003	0.0014	0.0003	03:54:36	Yes
2	0.01	0.01	0.0002	0.0009	0.0002	03:55:06	Yes
Mean:	0.01	0.01	0.0002				
SD :	0.002	0.002	0.0000				
%RSD:	21.9	21.9	21.9244				

Element: Hg Seq. No.: 24 AS Loc.: 22 Date: 05/18/2005  
 Sample ID: D0529-01BMS

0.2g

Repl #	SampleConc µg/L	StdConc µg/L	Blncorr Signal	Peak Area	Peak Height	Time	Peak Stored
1	2.02	2.02	0.0479	0.2303	0.0479	03:55:56	Yes
2	2.04	2.04	0.0484	0.2314	0.0484	03:56:26	Yes
Mean:	2.03	2.03	0.0481				
SD :	0.015	0.015	0.0003				
%RSD:	0.7	0.7	0.7265				

Element: Hg Seq. No.: 25 AS Loc.: 23 Date: 05/18/2005  
 Sample ID: BLK LCS-18174

X10 dilution

0.2g

Repl #	SampleConc µg/L	StdConc µg/L	Blncorr Signal	Peak Area	Peak Height	Time	Peak Stored
1	2.25	2.25	0.0535	0.2524	0.0536	03:57:16	Yes
2	2.23	2.23	0.0530	0.2510	0.0531	03:57:45	Yes
Mean:	2.24	2.24	0.0533				
SD :	0.015	0.015	0.0004				
%RSD:	0.7	0.7	0.6610				

Element: Hg Seq. No.: 26 AS Loc.: 24 Date: 05/18/2005  
 Sample ID: BLK

Repl #	SampleConc µg/L	StdConc µg/L	Blncorr Signal	Peak Area	Peak Height	Time	Peak Stored
1	0.00	0.00	0.0000	-0.0001	0.0000	03:58:35	Yes
2	0.00	0.00	0.0000	0.0003	0.0001	03:59:04	Yes
Mean:	0.00	0.00	0.0000				



SD : 0.001 0.001 0.0000  
 %RSD: 129.1 129.1 129.1031

=====

Element: Hg Seq. No.: 27 AS Loc.: 7 Date: 05/18/2005  
 Sample ID: CCV

-----

Repl #	SampleConc µg/L	StndConc µg/L	BlncCorr Signal	Peak Area	Peak Height	Time	Peak Stored
1	4.69	4.69	0.1114	0.5446	0.1114	03:59:55	Yes
2	4.69	4.69	0.1114	0.5440	0.1114	04:00:24	Yes
Mean:	4.69	4.69	0.1114				
SD :	0.000	0.000	0.0000				
%RSD:							

QC value within specified limits.

=====

Element: Hg Seq. No.: 28 AS Loc.: 1 Date: 05/18/2005  
 Sample ID: CCB

-----

Repl #	SampleConc µg/L	StndConc µg/L	BlncCorr Signal	Peak Area	Peak Height	Time	Peak Stored
1	0.00	0.00	0.0001	0.0000	0.0001	04:01:16	Yes
2	0.01	0.01	0.0002	0.0014	0.0002	04:01:46	Yes
Mean:	0.01	0.01	0.0001				
SD :	0.004	0.004	0.0001				
%RSD:	68.6	68.6	68.5936				

QC value within specified limits.

D0529-01 (D0523-01 (ILM41-CN.S)), D0536 1-3, D0537-1-12 (Sw9012.S) OK Ex 5/13/05

Lachat-050513A (9012)

CN

Lachat-050513K (ILM41)

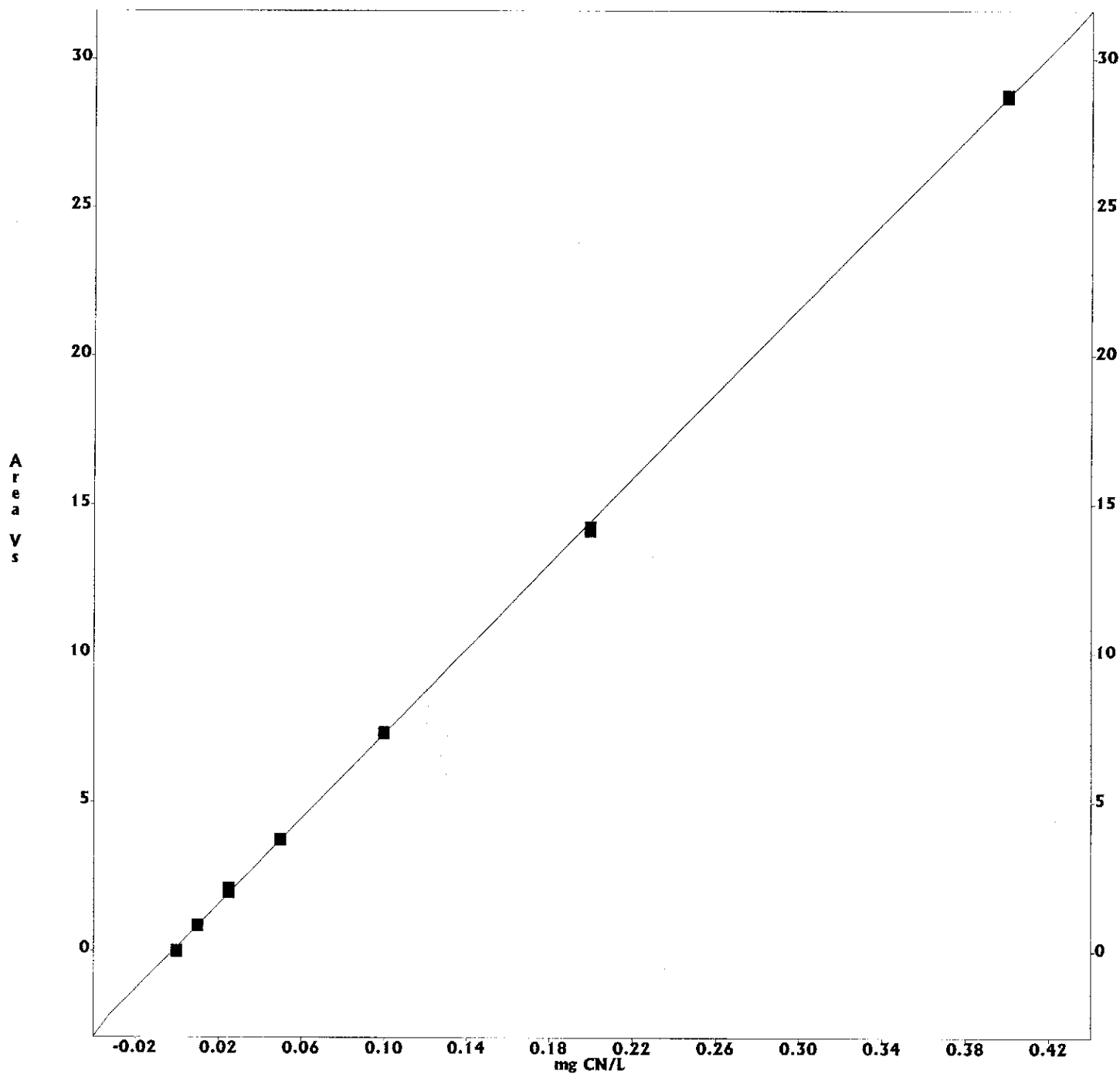
Lvl	Area	mg CN/L	Rep 1	Rep 2	Rep 3	Rep 4	Rep 5	Replic STD	Replic % RSD	Residual 1st Poly
1	4238	0.000	4238	54481				35527.1	121.0	
2	881897	0.010	881897	851578				21439.1	2.5	-1.6
3	2141675	0.025	2141675	1959739				128648.4	6.3	-11.2
4	3771188	0.050	3771188	3731539				28036.4	0.7	-1.3
5	7304528	0.100	7304528	7360875				39843.3	0.5	-0.1
6	14256975	0.200	14256975	14116125				99596.0	0.7	1.3
7	28780656	0.400	28780656	28694570				60872.0	0.2	-0.2

1st Order Poly

Conc = 1.401e-008 Area - 2.189e-003

r = 0.9999

Scaling: None - Weighting: None



OPERATOR: rsmith  
 ACQ. TIME: May 13, 2005 11:41:55  
 DATA FILENAME: C:\OMNION\DATA\CN\MAY05\C051305A.FDT  
 METHOD FILENAME: C:\OMNION\METHODS\CN\MAY05\C051305A.MET  
 TRAY FILENAME: C:\OMNION\TRAYS\CN\MAY05\C051305A.TRA

TRAY DESCRIPTION:  
 Created: May 13, 2005 10:37:55  
 Modified: May 13, 2005 11:41:16  
 ANALYSIS: CYANIDE  
 DATA DESCRIPTION:  
 Created: May 13, 2005 11:41:55  
 Modified: May 13, 2005 11:41:55

Multi-Channel Table  
 Type: Calibration Standards  
 Channel Range: 1 to 8 -- Cup Range: 1 to 30

Cup	Sample ID	Sampling Date	Sampling Time	# of Reps	CN (uv-s)	Man Dil Factor	Weight	Unit
7	S0	13 May 2005	11:42:17	2	29359.1501	1.0	1.00000 g	
8	S0.01	13 May 2005	11:44:49	2	866737.2500	1.0	1.00000 g	
9	S0.025	13 May 2005	11:47:21	2	2050706.8125	1.0	1.00000 g	
10	S0.05	13 May 2005	11:49:53	2	3751363.2500	1.0	1.00000 g	
11	S0.10	13 May 2005	11:52:24	2	7332701.0000	1.0	1.00000 g	
12	S0.20	13 May 2005	11:54:55	2	4186550.0000	1.0	1.00000 g	
13	S0.40	13 May 2005	11:57:27	2	8737613.0000	1.0	1.00000 g	

OPERATOR: rsmith  
 ACQ. TIME: May 13, 2005 11:41:55  
 DATA FILENAME: C:\OMNION\DATA\CN\MAY05\C051305A.FDT  
 METHOD FILENAME: C:\OMNION\METHODS\CN\MAY05\C051305A.MET  
 TRAY FILENAME: C:\OMNION\TRAYS\CN\MAY05\C051305A.TRA

TRAY DESCRIPTION:  
 Created: May 13, 2005 10:37:55  
 Modified: May 13, 2005 11:41:16  
 ANALYSIS: CYANIDE ANALYST: SN  
 DATA DESCRIPTION:  
 Created: May 13, 2005 11:41:55  
 Modified: May 13, 2005 11:41:55

Multi-Channel Table  
 Type: Unknowns  
 Channel Range: 1 to 8 -- Cup Range: 1 to 30

Cup	Sample ID	Sampling Date	Sampling Time	# of Reps	CN (mg CN/L)	Man Dil Factor	Weight	Unit
1	ICV	13 May 2005	12:00:53	2	0.2715	1.0	1.00000g	109.70
2	ICB	13 May 2005	12:03:24	2	-0.0021	1.0	1.00000g	
3	CRA	13 May 2005	12:05:55	2	0.0092	1.0	1.00000g	92.70
4	CCV	13 May 2005	12:08:27	2	0.2230	1.0	1.00000g	112.70
5	CCB	13 May 2005	12:10:59	2	-0.0021	1.0	1.00000g	
6	STD@0.1	13 May 2005	12:13:30	2	0.0905	1.0	1.00000g	91.70
7	STD@0.2	13 May 2005	12:16:02	2	0.1862	1.0	1.00000g	93.70
8	MB-18105	13 May 2005	12:18:33	2	-0.0019	1.0	1.00000g	
9	LCS-18105	13 May 2005	12:21:04	2	0.0980	1.0	1.00000g	98.70
10	CCV	13 May 2005	12:23:36	2	0.2245	1.0	1.00000g	112.70
11	CCB	13 May 2005	12:26:08	2	-0.0061	1.0	1.00000g	
12	D0537-01B	13 May 2005	12:28:38	2	-0.0016	1.0	1.00000g	
13	D0537-01BDUP	13 May 2005	12:31:09	2	-0.0011	1.0	1.00000g	
14	D0537-01BMS	13 May 2005	12:33:41	2	0.1172	1.0	1.00000g	118.70
15	D0537-02B	13 May 2005	12:36:12	2	-0.0021	1.0	1.00000g	
16	D0537-03B	13 May 2005	12:38:44	2	-0.0026	1.0	1.00000g	
17	D0537-04B	13 May 2005	12:41:15	2	0.0008	1.0	1.00000g	
18	D0537-05B	13 May 2005	12:43:45	2	0.0047	1.0	1.00000g	
19	D0537-06B	13 May 2005	12:46:17	2	0.0004	1.0	1.00000g	
20	CCV	13 May 2005	12:48:48	2	0.2245	1.0	1.00000g	112.70
21	CCB	13 May 2005	12:51:19	2	-0.0020	1.0	1.00000g	
22	D0537-07B	13 May 2005	12:53:51	2	-0.0022	1.0	1.00000g	
23	D0537-08B	13 May 2005	12:56:23	2	-0.0012	1.0	1.00000g	
24	D0537-09B	13 May 2005	12:58:54	2	-0.0022	1.0	1.00000g	
25	D0537-10B	13 May 2005	13:01:25	2	-0.0022	1.0	1.00000g	
26	D0537-11B	13 May 2005	13:03:57	2	-0.0025	1.0	1.00000g	
27	D0537-12B	13 May 2005	13:06:29	2	-0.0012	1.0	1.00000g	
28	D0538-01C	13 May 2005	13:09:01	2	0.0051	1.0	1.00000g	
29	D0538-02C	13 May 2005	13:11:32	2	0.0026	1.0	1.00000g	
30	CCV	13 May 2005	13:14:04	2	0.2197	1.0	1.00000g	110.70

OPERATOR: rsmith  
 ACQ. TIME: May 13, 2005 11:41:55  
 DATA FILENAME: C:\OMNION\DATA\CN\MAY05\C051305A.FDT  
 METHOD FILENAME: C:\OMNION\METHODS\CN\MAY05\C051305A.MET  
 TRAY FILENAME: C:\OMNION\TRAYS\CN\MAY05\C051305A.TRA

TRAY DESCRIPTION:  
 Created: May 13, 2005 10:37:55  
 Modified: May 13, 2005 11:41:16  
 ANALYSIS: CYANIDE  
 DATA DESCRIPTION:  
 Created: May 13, 2005 11:41:55  
 Modified: May 13, 2005 11:41:55

Multi-Channel Table  
 Type: Unknowns  
 Channel Range: 1 to 8 -- Cup Range: 31 to 50

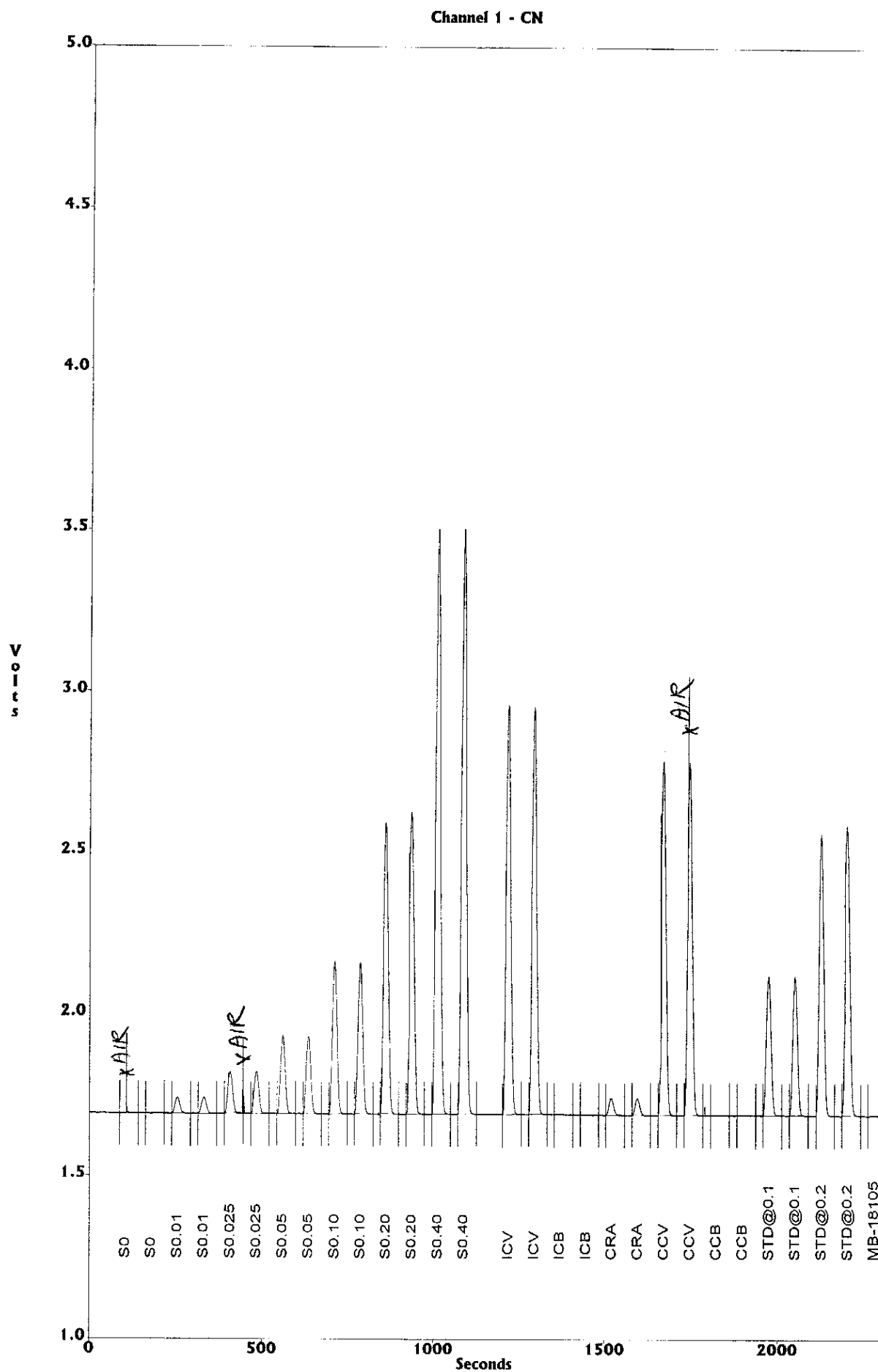
Cup	Sample ID	Sampling Date	Sampling Time	# of Reps	CN (mg CN/L)	Man Dil Factor	Weight	Unit
31	CCB	13 May 2005	13:16:35	2	-0.0023	1.0	1.00000 g	
32	<del>D0538-03C</del>	<del>13 May 2005</del>	<del>13:19:05</del>	<del>2</del>	<del>-0.0012</del>	<del>1.0</del>	<del>1.00000 g</del>	<del>12/10/05</del>
33	MB-18106	13 May 2005	13:21:37	2	-0.0023	1.0	1.00000 g	
34	LCS-18106	13 May 2005	13:24:09	2	<del>1.2809</del>	1.0	1.00000 g	x10
35	<del>D0529-01B</del>	<del>13 May 2005</del>	<del>13:26:40</del>	<del>2</del>	<del>-0.0012</del>	<del>1.0</del>	<del>1.00000 g</del>	
36	D0529-01BDUP	13 May 2005	13:29:12	2	<del>-0.0018</del>	<del>1.0</del>	<del>1.00000 g</del>	
37	D0529-01BMS	13 May 2005	13:31:44	2	0.1043	1.0	1.00000 g	104.90
38	D0523-01B	13 May 2005	13:34:16	2	-0.0027	1.0	1.00000 g	
39	CCV	13 May 2005	13:36:47	2	0.2181	1.0	1.00000 g	109.02
40	CCB	13 May 2005	13:39:19	2	-0.0021	1.0	1.00000 g	
41	SOLVENT	13 May 2005	13:41:50	2	-0.0022	1.0	1.00000 g	

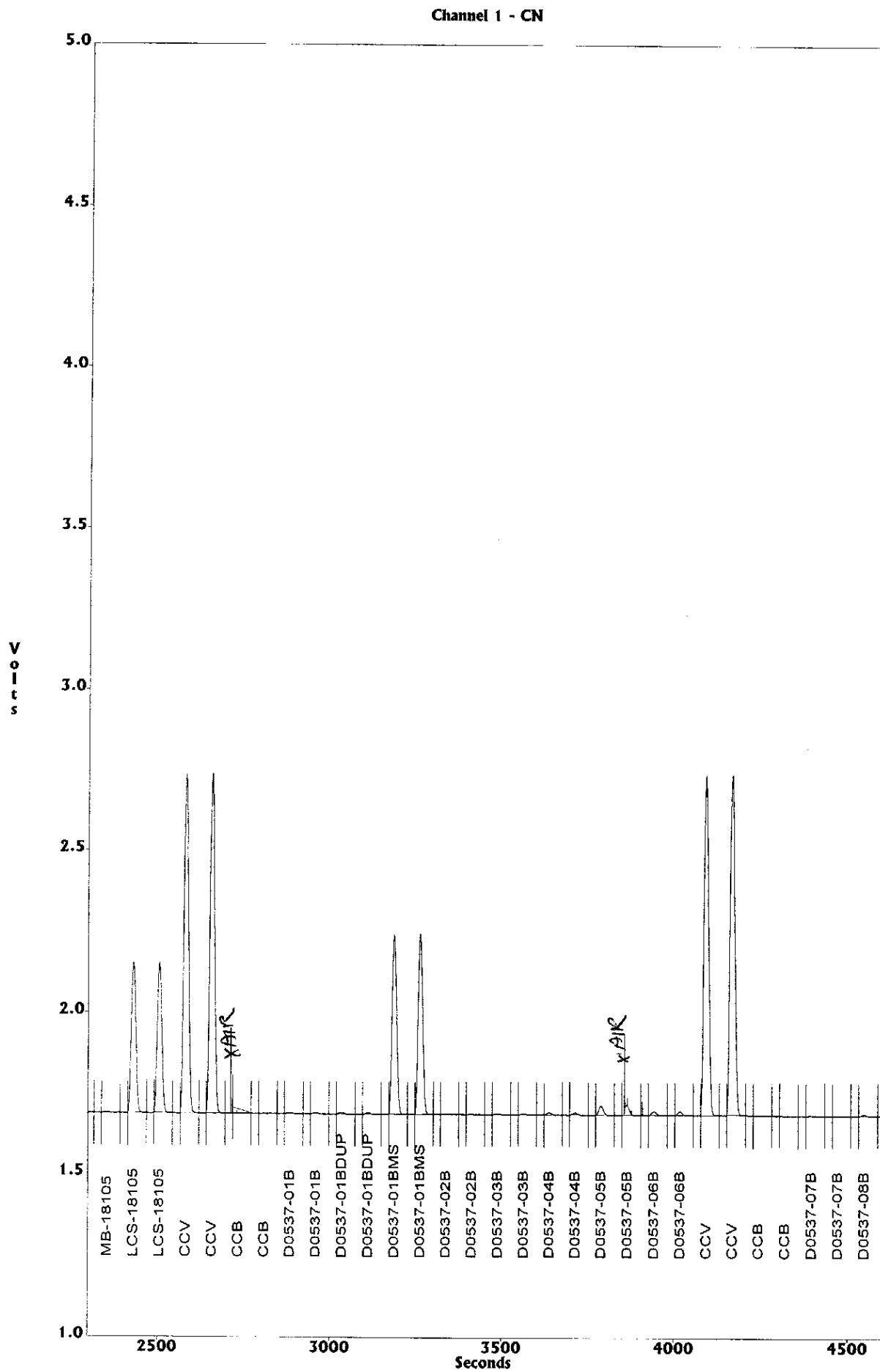
OPERATOR: rsmith  
 ACQ. TIME: May 13, 2005 14:44:27  
 DATA FILENAME: C:\OMNION\DATA\CN\MAY05\C051305B.FDT  
 METHOD FILENAME: C:\OMNION\METHODS\CN\MAY05\C051305B.MET  
 TRAY FILENAME: C:\OMNION\TRAYS\CN\MAY05\C051305B.TRA

TRAY DESCRIPTION:  
 Created: May 13, 2005 14:35:11  
 Modified: May 13, 2005 14:35:11  
 ANALYSIS: CYANIDE  
 DATA DESCRIPTION:  
 Created: May 13, 2005 14:44:27  
 Modified: May 13, 2005 14:44:27

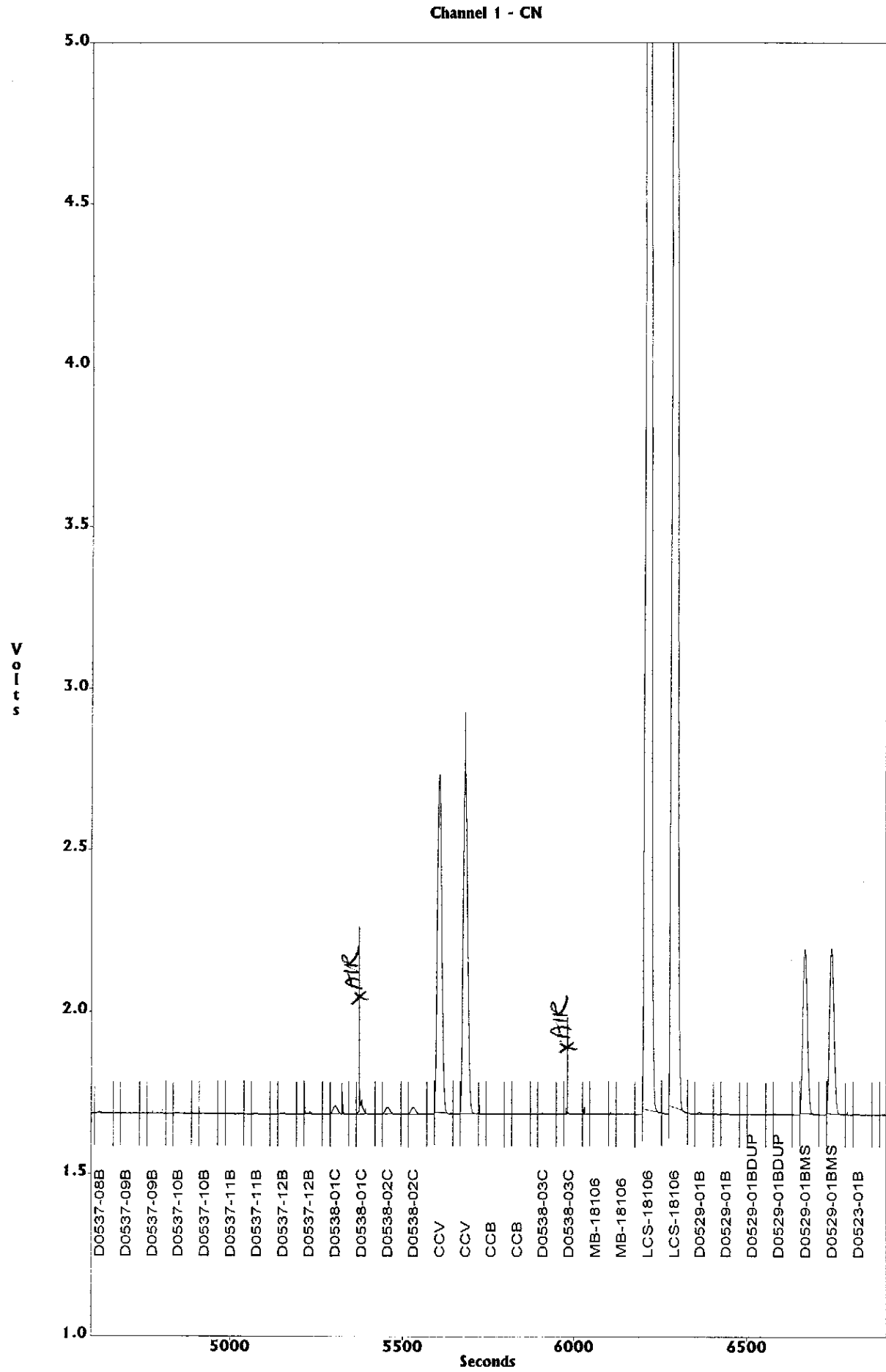
Multi-Channel Table  
 Type: Unknowns  
 Channel Range: 1 to 8 -- Cup Range: 1 to 30

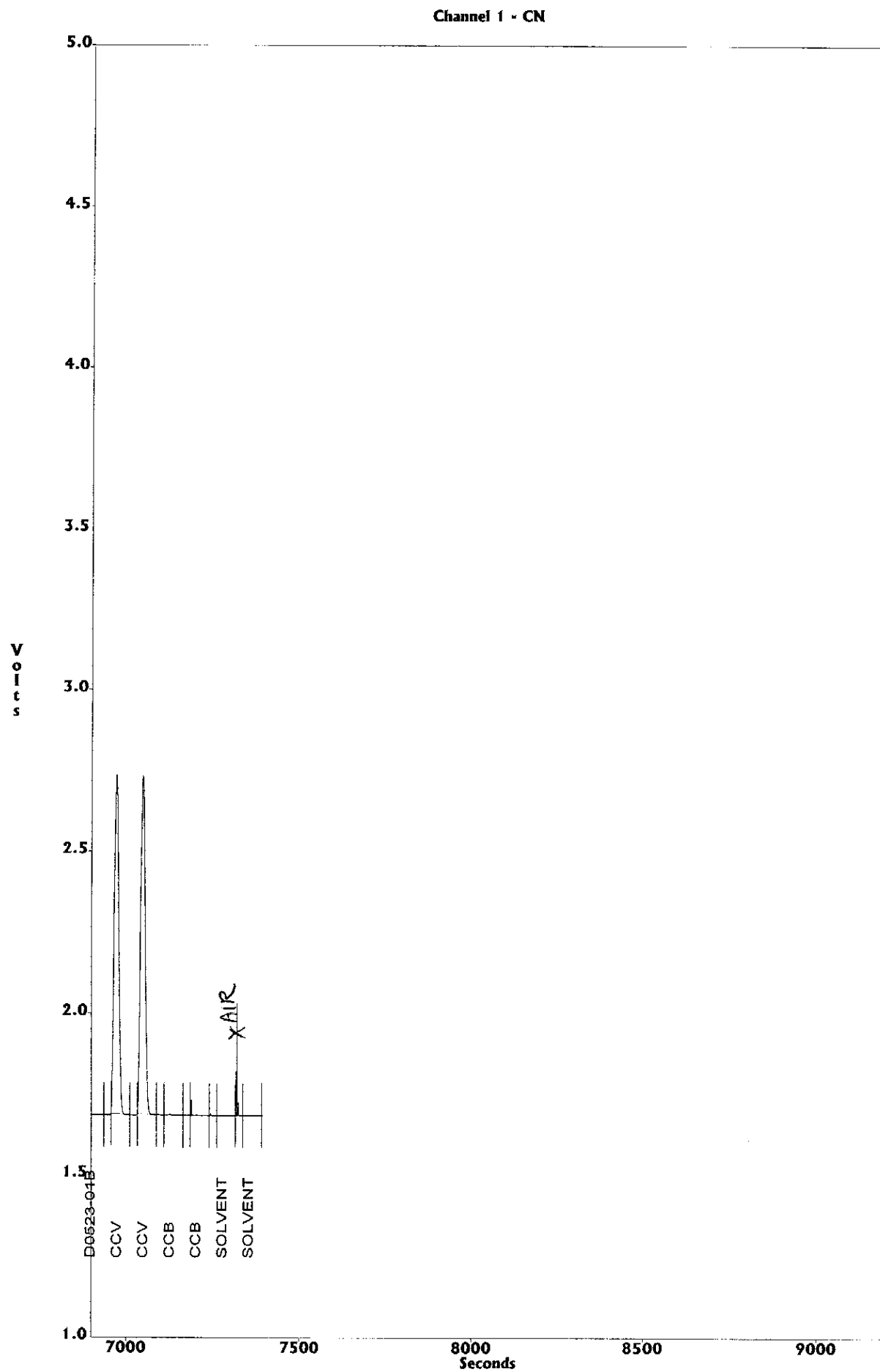
Cup	Sample ID	Sampling Date	Sampling Time	# of Reps	CN (mg CN/L)	Man Dil Factor	Weight	Unit
1	LCS-18106	13 May 2005	14:45:06	2	0.1583	10.0	1.00000 g	76.8
2	CCV	13 May 2005	14:47:38	2	0.2162	1.0	1.00000 g	10.870
3	CCB	13 May 2005	14:50:10	2	-0.0027	1.0	1.00000 g	
4	SOLVENT	13 May 2005	14:52:41	2	-0.0017	1.0	1.00000 g	

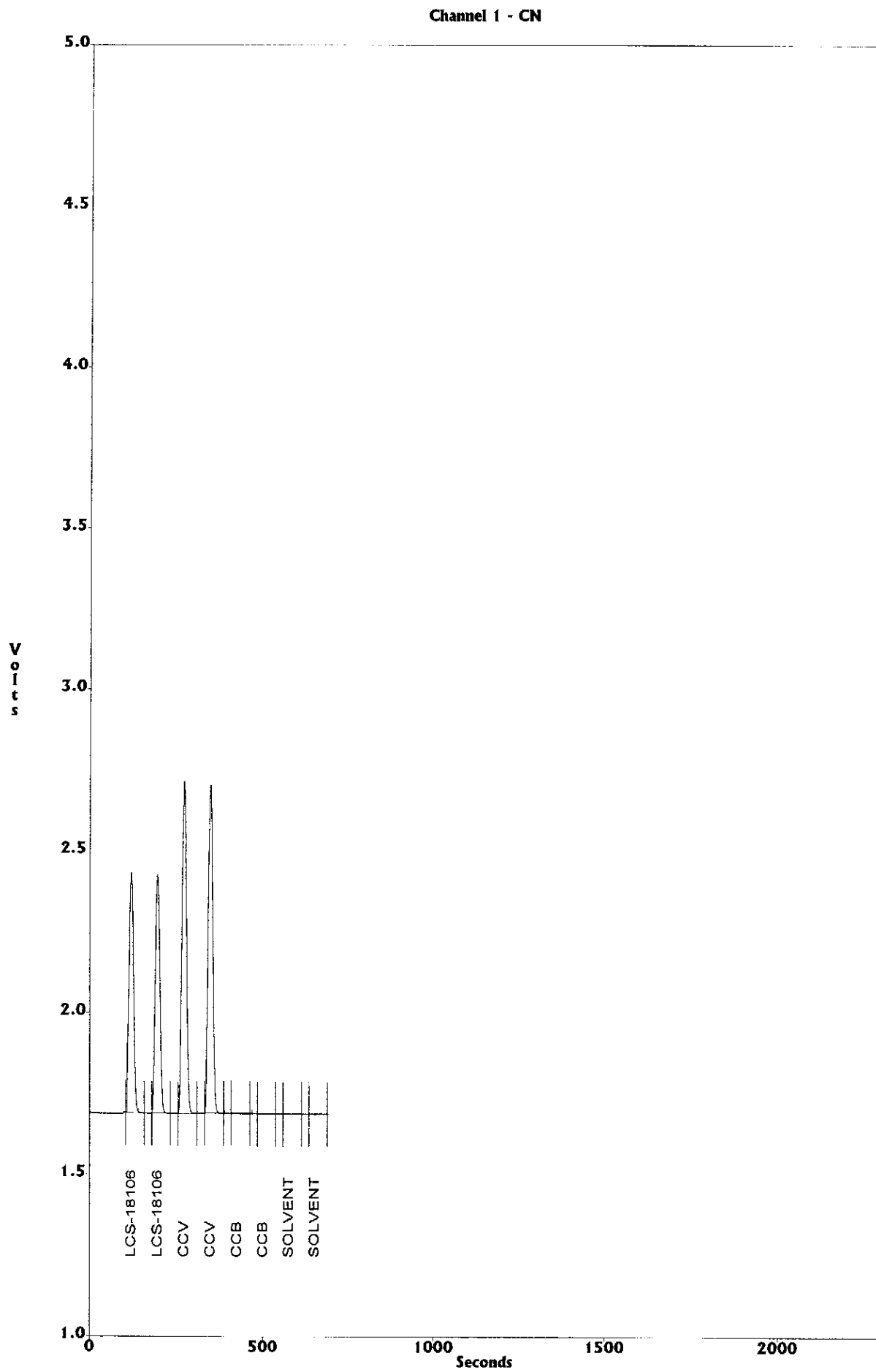












**Creator:** rsmith

**Creation Date:** May 13, 2005 10:37:55

**Last Modified:** May 13, 2005 10:37:55

**Description:** ANALYSIS: CYANIDE

ANALYST: SN

Cup #	Sample ID	Manual Dilution	Sample Type
7	S0	1.0000	CalStd
8	S0.01	1.0000	CalStd
9	S0.025	1.0000	CalStd
10	S0.05	1.0000	CalStd
11	S0.10	1.0000	CalStd
12	S0.20	1.0000	CalStd
13	S0.40	1.0000	CalStd
1	ICV	1.0000	Unknown
2	ICB	1.0000	Unknown
3	CRA	1.0000	Unknown
4	CCV	1.0000	Unknown
5	CCB	1.0000	Unknown
6	STD@0.1	1.0000	Unknown
7	STD@0.2	1.0000	Unknown
8	MB-18105	1.0000	Unknown
9	LCS-18105	1.0000	Unknown
10	CCV	1.0000	Unknown
11	CCB	1.0000	Unknown
12	D0537-01B	1.0000	Unknown
13	D0537-01BDUP	1.0000	Unknown
14	D0537-01BMS	1.0000	Unknown
15	D0537-02B	1.0000	Unknown
16	D0537-03B	1.0000	Unknown
17	D0537-04B	1.0000	Unknown
18	D0537-05B	1.0000	Unknown
19	D0537-06B	1.0000	Unknown
20	CCV	1.0000	Unknown
21	CCB	1.0000	Unknown
22	D0537-07B	1.0000	Unknown
23	D0537-08B	1.0000	Unknown
24	D0537-09B	1.0000	Unknown
25	D0537-10B	1.0000	Unknown
26	D0537-11B	1.0000	Unknown
27	D0537-12B	1.0000	Unknown
28	D0538-01C	1.0000	Unknown
29	D0538-02C	1.0000	Unknown
30	CCV	1.0000	Unknown
31	CCB	1.0000	Unknown
32	D0538-03C	1.0000	Unknown
33	MB-18106	1.0000	Unknown
34	LCS-18106	1.0000	Unknown
35	D0529-01B	1.0000	Unknown

Cup #	Sample ID	Manual Dilution	Sample Type	
36	D0529-01BDUP	1.0000	Unknown	
37	D0529-01BMS	1.0000	Unknown	
38	D0523-01B	1.0000	Unknown	
39	CCV	1.0000	Unknown	
40	CCB	1.0000	Unknown	
41	SOLVENT	1.0000	Unknown	

**Creator:** rsmith

**Creation Date:** May 13, 2005 14:14:23

**Last Modified:** May 13, 2005 14:14:23

**Description:** ANALYSIS: CYANIDE

ANALYST: SN

Cup #	Sample ID	Manual Dilution	Sample Type	
7	S0	1.0000	CalStd	
8	S0.01	1.0000	CalStd	
9	S0.025	1.0000	CalStd	
10	S0.05	1.0000	CalStd	
11	S0.10	1.0000	CalStd	
12	S0.20	1.0000	CalStd	
13	S0.40	1.0000	CalStd	
1	LCS-18106	10.0000	Unknown	
2	CCV	1.0000	Unknown	
3	CCB	1.0000	Unknown	
4	SOLVENT	1.0000	Unknown	

## MITKEM CORPORATION SAMPLE RUN LOG: LACHAT INSTRUMENT

Date: 5/13/05 Analyst: SN

Analyses: Channel 1: 25 Channel 2:

* results in mg/L							
AS POS	Lab ID	AS POS	Lab ID	AS POS	Lab ID	AS POS	Lab ID
S1	30.0	12	D0537	01B	32	D0538	03C
S2	30.01	13		01B	33	MB-18106	
S3	30.025	14		01B	34	LCS-18106	
S4	30.05	15		02B	35	D0529	01B
S5	30.10	16		03B	36	D0529	01B
S6	30.20	17		04B	37	D0529	01B
S7	30.40	18		05B	38	D0523	01B
S8	SN 5/13/05	19	D0537	06B	39	CCV	5/13/05
S9		20	CCV		40	CCB	
1	ICV	21	CCB		41	solvent	
2	ICB	22	D0537	07B	42	LCS-18106	
3	CRA	23		08B	43	CCV	
4	CCV	24		09B	44	CCB	
5	CCB	25		10B	45	solvent	
6	STD @ 0.1	26		11B	46		
7	STD @ 0.2	27	D0537	12B	47		
8	MB-18105	28	D0538	01C	48		
9	LCS-18105	29	D0538	02C	49		
10	CCV	30	CCV		50		
11	CCB	31	CCB		51		

\*Report all results in mg/L

## Reagent Lots

## Other

DATA FILE NAME C051305 a,b

METHOD FILE NAME

TRAY FILE NAME

REPORT FILE NAME C051305 a,b

Pyridine IR05050902

NaOH IR05051301

KH2PO4 IR05051205

Barbituric Acid IR05050902

Chloramine-T IR05051302

CCV-IR05050303

CCV-IR0505050601

Curve on 5/13/05

m =

b =

r = 0.9999

Logbook ID 100.0144-02/05

Reviewed by

Logbook page 039

## Prep Logbooks



ICP



Mercury



Cyanide



Percent Solids



D0523

MITKEM CORPORATION: Soil/Solid Metals Prep Logbook

Date	Sample ID	Client ID	Sample Wt. (g)	Sample Color Before	Texture	1:1 HNO <sub>3</sub> ml	Conc. HNO <sub>3</sub> ml	30% H <sub>2</sub> O <sub>2</sub> ml	Conc. HCl ml	Sample Color After	Sample Clarity After	Final Volume ml	Comments	Analyst
5/18/05	1885-18177	—	1.00	—	—	10	5	10	5	Colorless	clear	200		SN
	LCSS-18177	2041540	1.00	brown	fine	1	1	1	1	yellow	clear			
	D0523	01A B-190	1.49	brown	muddy	1	1	1	1	yellow	clear			
	D0529	01B B-3 (9.0')	1.434	mix color	rocky	1	1	1	1	yellow	clear			
	D0529	01BMS B-3 (9.0')	1.34	mix color	rocky	1	1	1	1	yellow	clear			
5/18/05	D0529	01BMS B-3 (9.0')	1.34	mix color	rocky	10	5	10	5	yellow	clear	200		SN
<div>204518165</div>														

HCl Lot# 4404096  
HNO<sub>3</sub> Lot# 1164060  
H<sub>2</sub>O<sub>2</sub> Lot# 042211

Method: 100.0101  
SOP#: 1644.1

Digestion Temp: 95 °C  
LCS/Spike Lot No.:

RELINQUISHED TO: SN 6/8/05

1040430A  
1040302E  
1040897

## MITKEM CORPORATION: Mercury Digestion Logbook

ILM Soil

D0523

Date	Bottle No.	Sample ID	Client ID	Reagents Added					Final Volume (ml)	Comments	Analyst
				Sample Vol (ml)/ Wt (g)	Conc. H <sub>2</sub> SO <sub>4</sub> (ml)	Conc. HNO <sub>3</sub> (ml)	5% KMnO <sub>4</sub> (ml)	5% K <sub>2</sub> SO <sub>4</sub> (ml)			
5/18/05	326A	POSS-18174	-		5	2.5	15	8	100		gn
	157	LCSS-18174	D044540	0.20							
	326F	D0523	01A B-190	0.20							
	108	D0529	01B B-3(9.0)	0.20							
	152	D0529	01B B-3(9.0)	0.20							
5/18/05	313	D0529	01B B-3(9.0)	0.20	5	2.5	15	8	100		gn

SOL 5/18/05

Waters In: 13-287 Out: 13-30 Temp: 95 °C  
 Out: 14-30  
 Matrix: Aqueous  
 Matrix: Soil/Solid  
 LCSS D044540  
 Spike II050503A  
 H<sub>2</sub>SO<sub>4</sub> Lot # 310309  
 HNO<sub>3</sub> Lot # 1104060  
 HCl Lot # 4104090  
 KMnO<sub>4</sub> Lot # 050469  
 K<sub>2</sub>S<sub>2</sub>O<sub>8</sub> Lot # 026215  
 Method # 54-1614

RELINQUISHED TO: Dan 5/18/05 Reviewed by: \_\_\_\_\_

# MITKEM CORPORATION: CYANIDE DISTILLATION LOGBOOK

Date: 5/12/05 Time On: 14:30 Time Off: 16:30 Analyst: SW/KB

Place #	Lab ID	Sample Vol (ml) Weight (g)	Sample pH	Pb Ac Paper (Y/N)	O.IN NaAsO <sub>2</sub> (ml)	KI Test (Y/N)	4N Sulfamic Acid (ml)	50% H <sub>2</sub> SO <sub>4</sub>	2.5M MgCl <sub>2</sub> (ml)	Final Volume
1	D0538	03C 1.25	—	N	—	N	0.5	5	2	50
2	PBSS -18106	1.00	↓	↓	↓	↓	↓	↓	↓	50
3	LCSS	1.03	↓	↓	↓	↓	↓	↓	↓	50
4	D0529	01B 1.034	↓	↓	↓	↓	↓	↓	↓	50
5	D0529	01B 1.034	↓	↓	↓	↓	↓	↓	↓	50
6	D0529	01B 1.04	↓	↓	↓	↓	↓	↓	↓	50
7	D0523	01B 1.25	↓	↓	↓	↓	↓	↓	↓	50
8	std 0.2	50	—	N	—	N	0.5	5	2	50
9										50
10										50
1										50
2										50
3										50
4										50
5										50
6										50
7										50
8										50
9										50
10										50

LCS ID: INP04105A 02917

Sulfamic Acid: \_\_\_\_\_

see p. 11  
MgCl<sub>2</sub>: \_\_\_\_\_

Spike ID: INT05250322

Na<sub>2</sub>AsO<sub>2</sub>: \_\_\_\_\_

Cad. Carbonate: \_\_\_\_\_ ICV ID: \_\_\_\_\_

H<sub>2</sub>SO<sub>4</sub>: \_\_\_\_\_

Temp: \_\_\_\_\_

Std. 0.2: INW05051203

Logbook ID: 100.0169-04/05

Reviewed By: \_\_\_\_\_

# ***Percent Moisture and Percent Solids Report***

<i><b>Mitkem Sample ID</b></i>	<i><b>Client Sample ID</b></i>	<i><b>Analyzed</b></i>	<i><b>Percent Moisture</b></i>	<i><b>Percent Solids</b></i>	<i><b>Validated</b></i>
<i>D0523-01A</i>	<i>B-1 (9.0')</i>	05/17/2005	10	90	Yes

**Last Page of Data Report**



*"Environmental Testing For The New Millennium"*

---

June 1, 2005

Day Environmental, Inc.  
40 Commercial Street  
Rochester, NY 14614  
Attn: Mr. Chris Davidson

RE: Client Project: 5 Hunt Road, Jamestown, NY  
Lab Work Order #: D0529


Dear Mr. Davidson:

Enclosed please find the data report of the required analyses for the samples associated with the above referenced project.

If you have any questions regarding this report, please call me.

We appreciate your business.

Sincerely,

  
Agnes R. Ng  
CLP Project Manager



**\* Data Summary Pack \***

## Mitkem Corporation

### New York State Department of Environmental Conservation Sample Identification and Analytical Requirements Summary

Project Name: **5 HUNTS ROAD**

SDG: **D0529**

Customer Sample ID	Laboratory Sample ID	Analytical Requirements				
		VOA GC/MS Method #	SVOA GC/MS Method #	Pest/PCB Method #	Metals	Other
B-390	D0529-01	ASP	ASP	ASP	ASP	SEE DATA
B-330	D0529-02	ASP				
RINSATE2	D0529-03	ASP	ASP	ASP	ASP	SEE DATA

NYASP 10/95



# Mitkem Corporation

## New York State Department of Environmental Conservation

### Sample Preparation and Analyses Summary Volatile (VOA) Analyses

Project Name: **5 HUNTS ROAD**

SDG: **D0529**

Laboratory Sample ID	Matrix	Date Collected	Date Received by Lab	Date Extracted	Date Analyzed
D0529-01C	SL	5/5/05	5/7/05	5/13/05; 5/16/05	5/13/05; 5/16/05
D0529-01CMS	SL	5/5/05	5/7/05	↓	↓
D0529-01CMSD	SL	5/5/05	5/7/05	↓	↓
D0529-02A	SL	5/5/05	5/7/05	↓	5/13/05; 5/17/05
D0529-03A	AQ	5/5/05	5/7/05	NA	5/13/05

NYASP 10/95

# Mitkem Corporation

## New York State Department of Environmental Conservation

### Sample Preparation and Analyses Summary Semivolatile (SVOA) Analyses

Project Name: **5 HUNTS ROAD**

SDG: **D0529**

Laboratory Sample ID	Matrix	Date Collected	Date Received by Lab	Date Extracted	Date Analyzed
D0529-01A	SL	5/5/05	5/7/05	5/13/05	5/25/05
D0529-01AMS	SL	5/5/05	5/7/05	↓	↓
D0529-01AMSD	SL	5/5/05	5/7/05	↓	↓
D0529-03B	AQ	5/5/05	5/7/05	5/12/05	5/25/05

NYASP 10/95

# Mitkem Corporation

## New York State Department of Environmental Conservation

### Sample Preparation and Analyses Summary Pesticides/PCB Analyses

Project Name: 5 HUNTS ROAD

SDG: D0529

Laboratory Sample ID	Matrix	Date Collected	Date Received by Lab	Date Extracted	Date Analyzed
D0529-01A	SL	5/5/05	5/7/05	5/13/05	5/26/05
D0529-01AMS	SL	5/5/05	5/7/05	↓	↓
D0529-01AMSD	SL	5/5/05	5/7/05	↓	↓
D0529-03B	AQ	5/5/05	5/7/05	5/12/05	5/26/05

NYASP 10/95

## Mitkem Corporation

New York State Department of Environmental Conservation

## Sample Preparation and Analyses Summary

### Volatile (VOA) Analyses

Project Name: **5 HUNTS ROAD**

SDG: D0529

[illegible]

NYASP 10/95

## Mitkem Corporation

New York State Department of Environmental Conservation

### Sample Preparation and Analyses Summary

#### Semivolatile (SVOA) Analyses

Project Name: **5 HUNTS ROAD**

SDG: D0529

[illegible]

NYASP 10/95



# Mitkem Corporation

## New York State Department of Environmental Conservation

### Sample Preparation and Analyses Summary Inorganic Analyses

Project Name: 5 HUNTS ROAD

SDG: D0529

Laboratory Sample ID	Matrix	Metals Requested	Date Received by Lab	Date Analyzed
D0529-01A	SL	6010/7471	5/7/05	5/13/05 - 5/20/05
D0529-01AMS	SL	6010/7471	5/7/05	↓
D0529-01AMSD	SL	6010/7471	5/7/05	
D0529-03D	AQ	6010/7471	5/7/05	5/13/05 - 5/20/05

NYASP 10/95

Analytical Data Package for Day Environmental, Inc.

Client Project No.: 5 Hunt Road, Jamestown, NY

Mitkem Work Order ID: D0529

June 1, 2005

Prepared For: Day Environmental, Inc.  
40 Commercial Street  
Rochester, NY 14614  
Attn: Mr. Chris Davidson

Prepared By: Mitkem Corporation  
175 Metro Center Boulevard  
Warwick, RI 02886  
(401) 732-3400



## SDG Narrative

Mitkem Corporation submits the enclosed data package in response to Day Environmental Inc.'s 5 Hunt Road, Jamestown, NY project. Under this deliverable, analysis results are presented for one aqueous and two soil samples that were received on May 7, 2005. Analyses were performed per specifications in the project's contract and the chain of custody forms. Sample Identifications were shortened where necessary due to limitations in data reporting software. Following the narrative is a table of sample identifications for cross-referencing full client sample ID, shortened client sample ID and laboratory sample ID, along with the Mitkem Work Order.

The analyses were performed and reported per NYSDEC ASP (2000 update) requirement for Category B deliverable.

The following observation and/or deviations are observed for the following analyses:

### 1. Overall observation:

Where needed, manual integrations were performed to improve data quality. The corrections were reviewed and associated hardcopies generated and reported as required. Manual integrations are coded to provide the data reviewer justification for such action. The codes are labeled on the ion chromatogram signal (GC/MS signal) and chromatogram for GC based analysis as follows:

- M1 peak tailing or fronting.
- M2 peak co-elution.
- M3 rising or falling baseline.
- M4 retention time shift.
- M5 miscellaneous – under this category, the justification is explained.

The enclosed report includes the originals of all data with the exception of logbook pages and certain initial calibrations. Photocopies of logbook pages are included, with the originals maintained on file at the laboratory. The originals of initial calibrations that are shared among several cases are maintained on file at the laboratory, with photocopies included in the data package.

## 2. Volatiles Analysis:

Trap used for instruments V5 and V6: OI Analytical #10 trap containing 8 cm each of Tenax, silica gel and carbon molecular sieve.

GC column used: 30 m x 0.25 mm id (1.4 um film thickness) DB-624 capillary column.

Alkanes were determined as part of TIC. The alkanes are reported in the Alkane Narrative Report following the SDG Narrative.

The aqueous sample was acid preserved; pH <2.

Surrogate recovery: recoveries were within the QC limits with the exception of high recovery of bromofluorobenzene in sample B-330. The sample was re-analyzed at dilution with surrogate recoveries within the QC limits.

Lab control sample: spike recoveries were within the QC limits.

Matrix spike/matrix spike duplicate: duplicate matrix spikes were performed on sample B-390 for both the low-level and medium-level analyses. Spike recoveries and replicate RPDs were within the QC limits.

Sample analysis: sample B-330 was initially analyzed using 1g of sample. This is equivalent to a 5x dilution. Due to high concentration of target analytes, samples B-330 and B-390 were re-analyzed at dilution by medium-level analysis. In addition to the medium-level analysis, sample B-330 was further analyzed at 50x dilution. No other unusual observation was made for the analysis.

## 3. Semivolatile Analysis:

GC column: 30 m x 0.25 mm id (0.5 um film thickness) DB-5MS capillary column

Surrogate recovery: recoveries were within the QC limits.

Lab control sample/lab control sample duplicate: spike recoveries were within the QC limits with the exception of high recovery of 4-nitrophenol and pentachlorophenol in SIWLCS and high recovery of 4-nitrophenol in the duplicate. Replicate RPDs were within the QC limits.

Matrix spike/matrix spike duplicate: duplicate matrix spikes were performed on sample B-390. Spike recoveries and replicate RPDs were within the QC limits.

Sample analysis: no other unusual observation was made for the analysis.

#### 4. Pesticides/PCB Analysis:

GC column used: 30 m x 0.53 mm id (0.5 um film thickness) CLPPest and 30 m x 0.53 mm id (0.42 um film thickness) CLPPestII megabore columns

Surrogate recovery: recoveries were within the QC limits with the exception of high recovery of tetrachloro-m-xylene in one column for sample RINSATE2.

Lab control sample/lab control sample duplicate: spike recoveries and replicate RPDs were within the QC limits.

Matrix spike/matrix spike duplicate: duplicate matrix spikes were performed on sample B-390. Spike recoveries and replicate RPDs were within the QC limits.

Sample analysis: no other unusual observation was made for the analysis.

#### 5. Metals Analysis:

Mercury was analyzed using a Perkin Elmer Model 100 FIMS cold vapor atomic absorption analyzer. The other elements were analyzed using either a Perkin Elmer Model 3100XL Optima or a Perkin Elmer Model 4300DV ICAP.

Lab control sample: spike recoveries were within the QC limits.

Matrix spike: matrix spike was performed on sample B-390. Spike recoveries were within the QC limits with the exception of antimony, selenium and silver. Antimony, selenium and silver are flagged with an "N" on the data report forms. A post digest spike was performed and reported for antimony and selenium. The percent recovery for manganese could not be accurately determined, as the sample concentration was significantly greater than the spike concentration. When the sample concentration is more than four times the spike concentration, it tends to obscure the relatively smaller spike amount; control limits do not apply in this circumstance.

Matrix duplicate: matrix duplicate was performed on sample B-390. Replicate RPDs were within the QC limits with the exception of arsenic, calcium, chromium, iron, magnesium and manganese. These elements are flagged with an "\*" on the data report forms.

Sample analysis: serial dilution was performed on samples B-390 and RINSATE2 with spike recoveries within the QC limits with the exception of copper for sample B-390. Copper is flagged with an "E" on the data report forms. No other unusual observation was made for the analysis.

6. Cyanide Analysis:

The cyanide samples were prepared using minidistill apparatus by Kontes. The resultant distillates were analyzed using a Lachat QuikChem 8000 autoanalyzer.

Lab control sample: spike recovery was within the QC limits.


Matrix spike: matrix spike was performed on soil sample B-390 and aqueous sample RINSATE2. Spike recovery was within the QC limits for both samples.

Matrix duplicate: matrix duplicate was performed on soil sample B-390 and aqueous sample RINSATE2. Replicate RPD was within the QC limits for both samples.

Sample analysis: no unusual observation was made for the analysis.

All pages in this report have been numbered consecutively, starting with the title page and ending with a page saying only "Last Page of Data Report".

I certify that this data package is in compliance, both technically and for completeness, for other than the conditions detailed above. Release of the data contained in this hardcopy data package has been authorized by the laboratory manager or his designee, as verified by the following signature.



Agnes Ng  
CLP Project Manager  
06/01/05

ALKANE NARRATIVE REPORT  
Report date : 05/31/2005  
SDG: MD0529

Client Sample ID: B-330	Lab Sample ID: D0529-02A	File ID: V5F9954
Compound	RT	Est. Conc. Q
-----	-----	-----
Branched Alkane	10.12	5200 J
Cyclic Alkane	10.25	9100 J
Branched Alkane	11.74	3400 J

Client Sample ID: B-330DL	Lab Sample ID: D0529-02ADL	File ID: V6D6175
Compound	RT	Est. Conc. Q
-----	-----	-----
Branched Alkane	10.41	280000 JD
Branched Alkane	11.85	430000 JD
Cyclic Alkane	12.18	210000 JD
Branched Alkane	12.40	190000 JD
Branched Alkane	12.55	220000 JD

Client ID: DAY

Case:

Report Level: ASP-B

Project: Jamestown

SDG:

EDD:

Location: 5 HUNTS ROAD

PO: 3563S-04

HC Due: 05/30/05

Comments: N/A

Fax Due:

Sample ID	Client Sample ID	Collection Date	Date Received	Matrix	Test Code	Lab Test Comments	Iold	MS	SEL	Storage
D0529-01A	B-390	05/05/05 08:43	05/07/05	Soil	OLM4.2_PH	NYS CLP - ADD LCS, OLM	<input type="checkbox"/>	<input checked="" type="checkbox"/>	<input type="checkbox"/>	C2
					OLM4.2_PP_S	NYS CLP - ADD LCS, OLM	<input type="checkbox"/>	<input checked="" type="checkbox"/>	<input type="checkbox"/>	C2
					OLM4.2_SVOA_S	NYS CLP - ADD LCS, OLM	<input type="checkbox"/>	<input checked="" type="checkbox"/>	<input type="checkbox"/>	C2
					P_Moist		<input type="checkbox"/>	<input type="checkbox"/>	<input type="checkbox"/>	C2
D0529-01B	B-390	05/05/05 08:43	05/07/05	Soil	ILM4.1_CN_S		<input type="checkbox"/>	<input checked="" type="checkbox"/>	<input type="checkbox"/>	C2
					ILM4.1_HG_S	ILM	<input type="checkbox"/>	<input checked="" type="checkbox"/>	<input type="checkbox"/>	C2
					ILM4.1_ICP_S	ILM	<input type="checkbox"/>	<input checked="" type="checkbox"/>	<input type="checkbox"/>	C2
D0529-01C	B-390	05/05/05 08:43	05/07/05	Soil	OLM4.2_VOA_LOW_S	NYS CLP - ADD LCS	<input type="checkbox"/>	<input checked="" type="checkbox"/>	<input type="checkbox"/>	VOA
D0529-02A	B-330	05/05/05 08:29	05/07/05	Soil	OLM4.2_VOA_LOW_S	NYS CLP - ADD LCS	<input type="checkbox"/>	<input type="checkbox"/>	<input type="checkbox"/>	VOA
					P_Moist		<input type="checkbox"/>	<input type="checkbox"/>	<input type="checkbox"/>	VOA
D0529-03A	RINSATE2	05/05/05 07:45	05/07/05	Aqueous	OLM4.2_VOA_W	NYS CLP - ADD LCS	<input type="checkbox"/>	<input type="checkbox"/>	<input type="checkbox"/>	VOA
D0529-03B	RINSATE2	05/05/05 07:45	05/07/05	Aqueous	OLM4.2_PP_W	NYS CLP - ADD LCS	<input type="checkbox"/>	<input type="checkbox"/>	<input type="checkbox"/>	C2
					OLM4.2_SVOA_W	NYS CLP - ADD LCS	<input type="checkbox"/>	<input type="checkbox"/>	<input type="checkbox"/>	C2

Client Rep: Agnes R Ng

Page 1 of 2

Client ID: DAY

Project: Jamestown

Location: 5 HUNTS ROAD

Comments: N/A

Case:

SDG:

PO: 3563S-04

Report Level: ASP-B

EDD:

HC Due: 05/30/05

Fax Due:

Sample ID	Client Sample ID	Collection Date	Date Received	Matrix	Test Code	Lab Test Comments	Iold	MS	SEL	Storage
D0529-03C	RINSATE2	05/05/05 07:45	05/07/05	Aqueous	ILM4.1_CN_W		<input type="checkbox"/>	<input type="checkbox"/>	<input type="checkbox"/>	C2
D0529-03D	RINSATE2	05/05/05 07:45	05/07/05	Aqueous	ILM4.1_HG_W	ILM	<input type="checkbox"/>	<input type="checkbox"/>	<input type="checkbox"/>	M4
					ILM4.1_ICP_W	ILM	<input type="checkbox"/>	<input type="checkbox"/>	<input checked="" type="checkbox"/>	M4

1A  
VOLATILE ORGANICS ANALYSIS DATA SHEET

EPA SAMPLE NO.

B-330

Lab Name: MITKEM CORPORATION Contract: \_\_\_\_\_

Lab Code: MITKEM Case No.: \_\_\_\_\_ SAS No.: \_\_\_\_\_ SDG No.: MD0529

Matrix: (soil/water) SOIL Lab Sample ID: D0529-02A

Sample wt/vol: 1.0(g/mL) G Lab File ID: V5F9954

Level: (low/med) LOW Date Received: 05/07/05

% Moisture: not dec. 13 Date Analyzed: 05/13/05

GC Column: DB-624 ID: 0.25 (mm) Dilution Factor: 1.0

Soil Extract Volume: \_\_\_\_\_ (mL) Soil Aliquot Volume: \_\_\_\_\_ (uL)

CAS NO.

COMPOUND

CONCENTRATION UNITS:  
(ug/L or ug/Kg) UG/KG Q

75-71-8	Dichlorodifluoromethane	57	U
74-87-3	Chloromethane	57	U
75-01-4	Vinyl Chloride	50	J
74-83-9	Bromomethane	57	U
75-00-3	Chloroethane	57	U
75-69-4	Trichlorofluoromethane	57	U
75-35-4	1,1-Dichloroethene	57	U
76-13-1	1,1,2-Trichloro-1,2,2-trifluoroethane	57	U
67-64-1	Acetone	57	U
75-15-0	Carbon Disulfide	57	U
79-20-9	Methyl Acetate	57	U
75-09-2	Methylene Chloride	14	J
156-60-5	trans-1,2-Dichloroethene	13	J
1634-04-4	Methyl tert-Butyl Ether	57	U
75-34-3	1,1-Dichloroethane	57	U
156-59-2	cis-1,2-Dichloroethene	1100	
78-93-3	2-Butanone	57	U
67-66-3	Chloroform	57	U
71-55-6	1,1,1-Trichloroethane	14	J
110-82-7	Cyclohexane	57	U
56-23-5	Carbon Tetrachloride	57	U
71-43-2	Benzene	57	U
107-06-2	1,2-Dichloroethane	57	U



1B  
VOLATILE ORGANICS ANALYSIS DATA SHEET

EPA SAMPLE NO.

B-330

Lab Name: MITKEM CORPORATION

Contract: \_\_\_\_\_

Lab Code: MITKEM Case No.: \_\_\_\_\_

SAS No.: \_\_\_\_\_

SDG No.: MD0529

Matrix: (soil/water) SOIL

Lab Sample ID: D0529-02A

Sample wt/vol: 1.0 (g/mL) G

Lab File ID: V5F9954

Level: (low/med) LOW

Date Received: 05/07/05

% Moisture: not dec. 13

Date Analyzed: 05/13/05

GC Column: DB-624 ID: 0.25 (mm)

Dilution Factor: 1.0

Soil Extract Volume: \_\_\_\_\_ (mL)

Soil Aliquot Volume: \_\_\_\_\_ (uL)

CAS NO. COMPOUND

CONCENTRATION UNITS:  
(ug/L or ug/Kg) UG/KG Q

79-01-6	Trichloroethene	6500	E
108-87-2	Methylcyclohexane	17	J
78-87-5	1,2-Dichloropropane	57	U
75-27-4	Bromodichloromethane	57	U
10061-01-5	cis-1,3-Dichloropropene	57	U
108-10-1	4-Methyl-2-Pentanone	57	U
108-88-3	Toluene	8	J
10061-02-6	trans-1,3-Dichloropropene	57	U
79-00-5	1,1,2-Trichloroethane	57	U
127-18-4	Tetrachloroethene	12000	E
591-78-6	2-Hexanone	57	U
124-48-1	Dibromochloromethane	57	U
106-93-4	1,2-Dibromoethane	57	U
108-90-7	Chlorobenzene	8	J
100-41-4	Ethylbenzene	6	J
1330-20-7	Xylene (Total)	10	J
100-42-5	Styrene	57	U
75-25-2	Bromoform	57	U
98-82-8	Isopropylbenzene	57	U
79-34-5	1,1,2,2-Tetrachloroethane	57	U
541-73-1	1,3-Dichlorobenzene	57	U
106-46-7	1,4-Dichlorobenzene	57	U
95-50-1	1,2-Dichlorobenzene	57	U
96-12-8	1,2-Dibromo-3-chloropropane	57	U
120-82-1	1,2,4-Trichlorobenzene	57	U

1F  
VOLATILE ORGANICS ANALYSIS DATA SHEET  
TENTATIVELY IDENTIFIED COMPOUNDS

EPA SAMPLE NO.

B-330

Lab Name: MITKEM CORPORATION Contract: \_\_\_\_\_

Lab Code: MITKEM Case No.: \_\_\_\_\_ SAS No.: \_\_\_\_\_ SDG No.: MD0529

Matrix: (soil/water) SOIL

Lab Sample ID: D0529-02A

Sample wt/vol: 1.0 (g/mL) G

Lab File ID: V5F9954

Level: (low/med) LOW

Date Received: 05/07/05

% Moisture: not dec. 13

Date Analyzed: 05/13/05

GC Column: DB-624 ID: 0.25 (mm)

Dilution Factor: 1.0

Soil Extract Volume: \_\_\_\_\_ (mL)

Soil Aliquot Volume: \_\_\_\_\_ (uL)

Number TICs found: 30

CONCENTRATION UNITS:  
(ug/L or ug/Kg) ug/Kg

CAS NUMBER	COMPOUND NAME	RT	EST. CONC.	Q
1.	UNKNOWN	8.95	1500	J
2.	UNKNOWN	9.85	2200	J
3.	BRANCHED ALKANE	10.12	5200	J
4.	CYCLIC ALKANE	10.25	9100	J
5.	UNKNOWN	10.37	1500	J
6.	UNKNOWN	10.46	5300	J
7.	UNKNOWN	10.78	4900	J
8.	UNKNOWN	10.94	2200	J
9.	UNKNOWN	11.07	2400	J
10.	UNKNOWN	11.13	4100	J
11.	UNKNOWN	11.21	1400	J
12.	UNKNOWN	11.35	3500	J
13.	UNKNOWN	11.48	3500	J
14.	UNKNOWN	11.57	5100	J
15.	UNKNOWN	11.67	3400	J
16.	BRANCHED ALKANE	11.74	3400	J
17.	UNKNOWN	11.83	3400	J
18.	UNKNOWN	11.98	3800	J
19.	UNKNOWN	12.03	3100	J
20.	UNKNOWN	12.08	3400	J
21.	UNKNOWN	12.18	7600	J
22.	UNKNOWN	12.30	3100	J
23. 91-17-8	NAPHTHALENE, DECAHYDRO-	12.40	5300	NJ
24.	UNKNOWN	12.57	6400	J
25.	UNKNOWN	12.64	4600	J
26.	UNKNOWN	12.78	1400	J
27.	UNKNOWN	12.90	2100	J
28.	UNKNOWN	12.98	3400	J
29.	UNKNOWN	13.18	2900	J
30.	UNKNOWN	13.29	5200	J

1A  
VOLATILE ORGANICS ANALYSIS DATA SHEET

EPA SAMPLE NO.

B-330DL

Lab Name: MITKEM CORPORATION Contract: \_\_\_\_\_

Lab Code: MITKEM Case No.: \_\_\_\_\_ SAS No.: \_\_\_\_\_ SDG No.: MD0529

Matrix: (soil/water) SOIL Lab Sample ID: D0529-02ADL

Sample wt/vol: 4.1(g/mL) G Lab File ID: V6D6175

Level: (low/med) MED Date Received: 05/07/05

% Moisture: not dec. 13 Date Analyzed: 05/17/05

GC Column: DB-624 ID: 0.25 (mm) Dilution Factor: 50.0

Soil Extract Volume: 10000 (uL) Soil Aliquot Volume: 100 (uL)

CAS NO. COMPOUND

CONCENTRATION UNITS:  
(ug/L or ug/Kg) UG/KG Q

75-71-8	Dichlorodifluoromethane	70000	U
74-87-3	Chloromethane	70000	U
75-01-4	Vinyl Chloride	70000	U
74-83-9	Bromomethane	70000	U
75-00-3	Chloroethane	70000	U
75-69-4	Trichlorofluoromethane	70000	U
75-35-4	1,1-Dichloroethene	70000	U
76-13-1	1,1,2-Trichloro-1,2,2-trifluoroethane	70000	U
67-64-1	Acetone	70000	U
75-15-0	Carbon Disulfide	70000	U
79-20-9	Methyl Acetate	70000	U
75-09-2	Methylene Chloride	70000	U
156-60-5	trans-1,2-Dichloroethene	70000	U
1634-04-4	Methyl tert-Butyl Ether	70000	U
75-34-3	1,1-Dichloroethane	70000	U
156-59-2	cis-1,2-Dichloroethene	70000	U
78-93-3	2-Butanone	70000	U
67-66-3	Chloroform	70000	U
71-55-6	1,1,1-Trichloroethane	70000	U
110-82-7	Cyclohexane	70000	U
56-23-5	Carbon Tetrachloride	70000	U
71-43-2	Benzene	70000	U
107-06-2	1,2-Dichloroethane	70000	U

1B  
VOLATILE ORGANICS ANALYSIS DATA SHEET

EPA SAMPLE NO.

B-330DL

Lab Name: MITKEM CORPORATION

Contract: \_\_\_\_\_

Lab Code: MITKEM

Case No.: \_\_\_\_\_

SAS No.: \_\_\_\_\_

SDG No.: MD0529

Matrix: (soil/water) SOIL

Lab Sample ID: D0529-02ADL

Sample wt/vol: 4.1(g/mL) G

Lab File ID: V6D6175

Level: (low/med) MED

Date Received: 05/07/05

% Moisture: not dec. 13

Date Analyzed: 05/17/05

GC Column: DB-624 ID: 0.25 (mm)

Dilution Factor: 50.0

Soil Extract Volume: 10000 (uL)

Soil Aliquot Volume: 100 (uL)

CAS NO.

COMPOUND

CONCENTRATION UNITS:  
(ug/L or ug/Kg) UG/KG Q

79-01-6	Trichloroethene	41000	DJ
108-87-2	Methylcyclohexane	70000	U
78-87-5	1,2-Dichloropropane	70000	U
75-27-4	Bromodichloromethane	70000	U
10061-01-5	cis-1,3-Dichloropropene	70000	U
108-10-1	4-Methyl-2-Pentanone	70000	U
108-88-3	Toluene	70000	U
10061-02-6	trans-1,3-Dichloropropene	70000	U
79-00-5	1,1,2-Trichloroethane	70000	U
127-18-4	Tetrachloroethene	70000	U
591-78-6	2-Hexanone	1000000	D
124-48-1	Dibromochloromethane	70000	U
106-93-4	1,2-Dibromoethane	70000	U
108-90-7	Chlorobenzene	70000	U
100-41-4	Ethylbenzene	70000	U
1330-20-7	Xylene (Total)	70000	U
100-42-5	Styrene	70000	U
75-25-2	Bromoform	70000	U
98-82-8	Isopropylbenzene	70000	U
79-34-5	1,1,2,2-Tetrachloroethane	70000	U
541-73-1	1,3-Dichlorobenzene	70000	U
106-46-7	1,4-Dichlorobenzene	70000	U
95-50-1	1,2-Dichlorobenzene	70000	U
96-12-8	1,2-Dibromo-3-chloropropane	70000	U
120-82-1	1,2,4-Trichlorobenzene	70000	U

1F  
VOLATILE ORGANICS ANALYSIS DATA SHEET  
TENTATIVELY IDENTIFIED COMPOUNDS

EPA SAMPLE NO.

B-330DL

Lab Name: MITKEM CORPORATION Contract: \_\_\_\_\_

Lab Code: MITKEM Case No.: \_\_\_\_\_ SAS No.: \_\_\_\_\_ SDG No.: MD0529

Matrix: (soil/water) SOIL Lab Sample ID: D0529-02ADL

Sample wt/vol: 4.1 (g/mL) G Lab File ID: V6D6175

Level: (low/med) MED Date Received: 05/07/05

% Moisture: not dec. 13 Date Analyzed: 05/17/05

GC Column: DB-624 ID: 0.25 (mm) Dilution Factor: 50.0

Soil Extract Volume: 10000 (uL) Soil Aliquot Volume: 100 (uL)

Number TICs found: 30

CONCENTRATION UNITS:  
(ug/L or ug/Kg) ug/Kg

CAS NUMBER	COMPOUND NAME	RT	EST. CONC.	Q
1.	UNKNOWN	10.11	94000	JD
2.	BRANCHED ALKANE	10.41	280000	JD
3.	UNKNOWN	10.52	200000	JD
4.	UNKNOWN	10.58	150000	JD
5.	UNKNOWN	10.80	94000	JD
6.	UNKNOWN	11.05	94000	JD
7.	UNKNOWN	11.08	120000	JD
8.	UNKNOWN	11.41	190000	JD
9.	UNKNOWN	11.48	98000	JD
10.	UNKNOWN	11.80	98000	JD
11.	BRANCHED ALKANE	11.85	430000	JD
12.	UNKNOWN	11.94	190000	JD
13.	UNKNOWN	12.04	160000	JD
14.	UNKNOWN	12.12	260000	JD
15.	CYCLIC ALKANE	12.18	210000	JD
16.	UNKNOWN	12.24	120000	JD
17.	UNKNOWN	12.35	300000	JD
18.	BRANCHED ALKANE	12.40	190000	JD
19.	UNKNOWN	12.44	220000	JD
20.	UNKNOWN	12.49	100000	JD
21.	BRANCHED ALKANE	12.55	220000	JD
22.	UNKNOWN	12.63	120000	JD
23.	UNKNOWN	12.90	610000	JD
24.	UNKNOWN	12.95	410000	JD
25.	UNKNOWN	13.08	360000	JD
26.	UNKNOWN	13.15	300000	JD
27.	UNKNOWN	13.30	210000	JD
28. 2958-76-1	NAPHTHALENE, DECAHYDRO-2-MET	13.45	120000	NJD
29.	UNKNOWN	13.57	200000	JD
30. 527-53-7	BENZENE, 1,2,3,5-TETRAMETHYL	13.68	95000	NJD

1A  
VOLATILE ORGANICS ANALYSIS DATA SHEET

EPA SAMPLE NO.

B-390

Lab Name: MITKEM CORPORATION Contract: \_\_\_\_\_

Lab Code: MITKEM Case No.: \_\_\_\_\_ SAS No.: \_\_\_\_\_ SDG No.: MD0529

Matrix: (soil/water) SOIL Lab Sample ID: D0529-01C

Sample wt/vol: 5.1(g/mL) G Lab File ID: V5F9951

Level: (low/med) LOW Date Received: 05/07/05

% Moisture: not dec. 17 Date Analyzed: 05/13/05

GC Column: DB-624 ID: 0.25 (mm) Dilution Factor: 1.0

Soil Extract Volume: \_\_\_\_\_ (mL) Soil Aliquot Volume: \_\_\_\_\_ (uL)

CAS NO. COMPOUND

CONCENTRATION UNITS:  
(ug/L or ug/Kg) UG/KG Q

75-71-8	Dichlorodifluoromethane	12	U
74-87-3	Chloromethane	12	U
75-01-4	Vinyl Chloride	12	U
74-83-9	Bromomethane	12	U
75-00-3	Chloroethane	12	U
75-69-4	Trichlorofluoromethane	12	U
75-35-4	1,1-Dichloroethene	12	U
76-13-1	1,1,2-Trichloro-1,2,2-trifluoroethane	12	U
67-64-1	Acetone	12	U
75-15-0	Carbon Disulfide	12	U
79-20-9	Methyl Acetate	12	U
75-09-2	Methylene Chloride	4	J
156-60-5	trans-1,2-Dichloroethene	12	U
1634-04-4	Methyl tert-Butyl Ether	12	U
75-34-3	1,1-Dichloroethane	12	U
156-59-2	cis-1,2-Dichloroethene	1	J
78-93-3	2-Butanone	12	U
67-66-3	Chloroform	12	U
71-55-6	1,1,1-Trichloroethane	12	U
110-82-7	Cyclohexane	12	U
56-23-5	Carbon Tetrachloride	12	U
71-43-2	Benzene	12	U
107-06-2	1,2-Dichloroethane	12	U

1B  
VOLATILE ORGANICS ANALYSIS DATA SHEET

EPA SAMPLE NO.

B-390

Lab Name: MITKEM CORPORATION

Contract: \_\_\_\_\_

Lab Code: MITKEM Case No.: \_\_\_\_\_

SAS No.: \_\_\_\_\_ SDG No.: MD0529

Matrix: (soil/water) SOIL

Lab Sample ID: D0529-01C

Sample wt/vol: 5.1(g/mL) G

Lab File ID: V5F9951

Level: (low/med) LOW

Date Received: 05/07/05

% Moisture: not dec. 17

Date Analyzed: 05/13/05

GC Column: DB-624 ID: 0.25 (mm)

Dilution Factor: 1.0

Soil Extract Volume: \_\_\_\_\_ (mL)

Soil Aliquot Volume: \_\_\_\_\_ (uL)

CAS NO. COMPOUND

CONCENTRATION UNITS:  
(ug/L or ug/Kg) UG/KG Q

79-01-6	Trichloroethene	5	J
108-87-2	Methylcyclohexane	12	U
78-87-5	1,2-Dichloropropane	12	U
75-27-4	Bromodichloromethane	12	U
10061-01-5	cis-1,3-Dichloropropene	12	U
108-10-1	4-Methyl-2-Pentanone	12	U
108-88-3	Toluene	12	U
10061-02-6	trans-1,3-Dichloropropene	12	U
79-00-5	1,1,2-Trichloroethane	12	U
127-18-4	Tetrachloroethene	1200	E
591-78-6	2-Hexanone	12	U
124-48-1	Dibromochloromethane	12	U
106-93-4	1,2-Dibromoethane	12	U
108-90-7	Chlorobenzene	12	U
100-41-4	Ethylbenzene	12	U
1330-20-7	Xylene (Total)	12	U
100-42-5	Styrene	12	U
75-25-2	Bromoform	12	U
98-82-8	Isopropylbenzene	12	U
79-34-5	1,1,2,2-Tetrachloroethane	12	U
541-73-1	1,3-Dichlorobenzene	12	U
106-46-7	1,4-Dichlorobenzene	12	U
95-50-1	1,2-Dichlorobenzene	12	U
96-12-8	1,2-Dibromo-3-chloropropane	12	U
120-82-1	1,2,4-Trichlorobenzene	12	U

1F  
VOLATILE ORGANICS ANALYSIS DATA SHEET  
TENTATIVELY IDENTIFIED COMPOUNDS

EPA SAMPLE NO.

B-390

Lab Name: MITKEM CORPORATION Contract: \_\_\_\_\_

Lab Code: MITKEM Case No.: \_\_\_\_\_ SAS No.: \_\_\_\_\_ SDG No.: MD0529

Matrix: (soil/water) SOIL Lab Sample ID: D0529-01C

Sample wt/vol: 5.1 (g/mL) G Lab File ID: V5F9951

Level: (low/med) LOW Date Received: 05/07/05

% Moisture: not dec. 17 Date Analyzed: 05/13/05

GC Column: DB-624 ID: 0.25 (mm) Dilution Factor: 1.0

Soil Extract Volume: \_\_\_\_\_ (mL) Soil Aliquot Volume: \_\_\_\_\_ (uL)

Number TICs found: 0

CONCENTRATION UNITS:  
(ug/L or ug/Kg) ug/Kg

CAS NUMBER	COMPOUND NAME	RT	EST. CONC.	Q
1.				
2.				
3.				
4.				
5.				
6.				
7.				
8.				
9.				
10.				
11.				
12.				
13.				
14.				
15.				
16.				
17.				
18.				
19.				
20.				
21.				
22.				
23.				
24.				
25.				
26.				
27.				
28.				
29.				
30.				



1A  
VOLATILE ORGANICS ANALYSIS DATA SHEET

EPA SAMPLE NO.

B-390MS

Lab Name: MITKEM CORPORATION

Contract: \_\_\_\_\_

Lab Code: MITKEM Case No.: \_\_\_\_\_

SAS No.: \_\_\_\_\_

SDG No.: MD0529

Matrix: (soil/water) SOIL

Lab Sample ID: D0529-01CMS

Sample wt/vol: 5.2(g/mL) G

Lab File ID: V5F9952

Level: (low/med) LOW

Date Received: 05/07/05

% Moisture: not dec. 17

Date Analyzed: 05/13/05

GC Column: DB-624 ID: 0.25 (mm)

Dilution Factor: 1.0

Soil Extract Volume: \_\_\_\_\_ (mL)

Soil Aliquot Volume: \_\_\_\_\_ (uL)

CAS NO.

COMPOUND

CONCENTRATION UNITS:

(ug/L or ug/Kg) UG/KG Q

75-71-8	Dichlorodifluoromethane	12	U
74-87-3	Chloromethane	12	U
75-01-4	Vinyl Chloride	12	U
74-83-9	Bromomethane	12	U
75-00-3	Chloroethane	12	U
75-69-4	Trichlorofluoromethane	12	U
75-35-4	1,1-Dichloroethene	70	
76-13-1	1,1,2-Trichloro-1,2,2-trifluoroethane	12	U
67-64-1	Acetone	7	J
75-15-0	Carbon Disulfide	12	U
79-20-9	Methyl Acetate	12	U
75-09-2	Methylene Chloride	5	J
156-60-5	trans-1,2-Dichloroethene	12	U
1634-04-4	Methyl tert-Butyl Ether	12	U
75-34-3	1,1-Dichloroethane	12	U
156-59-2	cis-1,2-Dichloroethene	2	J
78-93-3	2-Butanone	12	U
67-66-3	Chloroform	12	U
71-55-6	1,1,1-Trichloroethane	12	U
110-82-7	Cyclohexane	12	U
56-23-5	Carbon Tetrachloride	12	U
71-43-2	Benzene	65	
107-06-2	1,2-Dichloroethane	12	U

1B  
VOLATILE ORGANICS ANALYSIS DATA SHEET

EPA SAMPLE NO.

B-390MS

Lab Name: MITKEM CORPORATION Contract: \_\_\_\_\_

Lab Code: MITKEM Case No.: \_\_\_\_\_ SAS No.: \_\_\_\_\_ SDG No.: MD0529

Matrix: (soil/water) SOIL Lab Sample ID: D0529-01CMS

Sample wt/vol: 5.2(g/mL) G Lab File ID: V5F9952

Level: (low/med) LOW Date Received: 05/07/05

% Moisture: not dec. 17 Date Analyzed: 05/13/05

GC Column: DB-624 ID: 0.25 (mm) Dilution Factor: 1.0

Soil Extract Volume: \_\_\_\_\_ (mL) Soil Aliquot Volume: \_\_\_\_\_ (uL)

CAS NO. COMPOUND

CONCENTRATION UNITS:  
(ug/L or ug/Kg) UG/KG Q

79-01-6	Trichloroethene	68	
108-87-2	Methylcyclohexane	12	U
78-87-5	1,2-Dichloropropane	12	U
75-27-4	Bromodichloromethane	12	U
10061-01-5	cis-1,3-Dichloropropene	12	U
108-10-1	4-Methyl-2-Pentanone	12	U
108-88-3	Toluene	62	
10061-02-6	trans-1,3-Dichloropropene	12	U
79-00-5	1,1,2-Trichloroethane	12	U
127-18-4	Tetrachloroethene	1400	E
591-78-6	2-Hexanone	12	U
124-48-1	Dibromochloromethane	12	U
106-93-4	1,2-Dibromoethane	12	U
108-90-7	Chlorobenzene	60	
100-41-4	Ethylbenzene	12	U
1330-20-7	Xylene (Total)	12	U
100-42-5	Styrene	12	U
75-25-2	Bromoform	12	U
98-82-8	Isopropylbenzene	12	U
79-34-5	1,1,2,2-Tetrachloroethane	12	U
541-73-1	1,3-Dichlorobenzene	12	U
106-46-7	1,4-Dichlorobenzene	12	U
95-50-1	1,2-Dichlorobenzene	12	U
96-12-8	1,2-Dibromo-3-chloropropane	12	U
120-82-1	1,2,4-Trichlorobenzene	12	U

1A  
VOLATILE ORGANICS ANALYSIS DATA SHEET

EPA SAMPLE NO.

B-390MSD

Lab Name: MITKEM CORPORATION

Contract: \_\_\_\_\_

Lab Code: MITKEM Case No.: \_\_\_\_\_

SAS No.: \_\_\_\_\_ SDG No.: MD0529

Matrix: (soil/water) SOIL

Lab Sample ID: D0529-01CMSD

Sample wt/vol: 5.0(g/mL) G

Lab File ID: V5F9953

Level: (low/med) LOW

Date Received: 05/07/05

% Moisture: not dec. 17

Date Analyzed: 05/13/05

GC Column: DB-624 ID: 0.25 (mm)

Dilution Factor: 1.0

Soil Extract Volume: \_\_\_\_\_ (mL)

Soil Aliquot Volume: \_\_\_\_\_ (uL)

CAS NO.

COMPOUND

CONCENTRATION UNITS:  
(ug/L or ug/Kg) UG/KG Q

75-71-8	Dichlorodifluoromethane	12	U
74-87-3	Chloromethane	12	U
75-01-4	Vinyl Chloride	12	U
74-83-9	Bromomethane	12	U
75-00-3	Chloroethane	12	U
75-69-4	Trichlorofluoromethane	12	U
75-35-4	1,1-Dichloroethene	63	
76-13-1	1,1,2-Trichloro-1,2,2-trifluoroethane	12	U
67-64-1	Acetone	12	U
75-15-0	Carbon Disulfide	12	U
79-20-9	Methyl Acetate	12	U
75-09-2	Methylene Chloride	5	J
156-60-5	trans-1,2-Dichloroethene	12	U
1634-04-4	Methyl tert-Butyl Ether	12	U
75-34-3	1,1-Dichloroethane	12	U
156-59-2	cis-1,2-Dichloroethene	2	J
78-93-3	2-Butanone	12	U
67-66-3	Chloroform	12	U
71-55-6	1,1,1-Trichloroethane	12	U
110-82-7	Cyclohexane	12	U
56-23-5	Carbon Tetrachloride	12	U
71-43-2	Benzene	69	
107-06-2	1,2-Dichloroethane	12	U

1B  
VOLATILE ORGANICS ANALYSIS DATA SHEET

EPA SAMPLE NO.

B-390MSD

Lab Name: MITKEM CORPORATION Contract: \_\_\_\_\_

Lab Code: MITKEM Case No.: \_\_\_\_\_ SAS No.: \_\_\_\_\_ SDG No.: MD0529

Matrix: (soil/water) SOIL Lab Sample ID: D0529-01CMSD

Sample wt/vol: 5.0 (g/mL) G Lab File ID: V5F9953

Level: (low/med) LOW Date Received: 05/07/05

% Moisture: not dec. 17 Date Analyzed: 05/13/05

GC Column: DB-624 ID: 0.25 (mm) Dilution Factor: 1.0

Soil Extract Volume: \_\_\_\_\_ (mL) Soil Aliquot Volume: \_\_\_\_\_ (uL)

CAS NO.

COMPOUND

CONCENTRATION UNITS:  
(ug/L or ug/Kg) UG/KG Q

79-01-6	Trichloroethene	72	
108-87-2	Methylcyclohexane	12	U
78-87-5	1,2-Dichloropropane	12	U
75-27-4	Bromodichloromethane	12	U
10061-01-5	cis-1,3-Dichloropropene	12	U
108-10-1	4-Methyl-2-Pentanone	12	U
108-88-3	Toluene	64	
10061-02-6	trans-1,3-Dichloropropene	12	U
79-00-5	1,1,2-Trichloroethane	12	U
127-18-4	Tetrachloroethene	1500	E
591-78-6	2-Hexanone	12	U
124-48-1	Dibromochloromethane	12	U
106-93-4	1,2-Dibromoethane	12	U
108-90-7	Chlorobenzene	62	
100-41-4	Ethylbenzene	12	U
1330-20-7	Xylene (Total)	12	U
100-42-5	Styrene	12	U
75-25-2	Bromoform	12	U
98-82-8	Isopropylbenzene	12	U
79-34-5	1,1,2,2-Tetrachloroethane	12	U
541-73-1	1,3-Dichlorobenzene	12	U
106-46-7	1,4-Dichlorobenzene	12	U
95-50-1	1,2-Dichlorobenzene	12	U
96-12-8	1,2-Dibromo-3-chloropropane	12	U
120-82-1	1,2,4-Trichlorobenzene	12	U

1A  
VOLATILE ORGANICS ANALYSIS DATA SHEET

EPA SAMPLE NO.

B-390DL

Lab Name: MITKEM CORPORATION Contract: \_\_\_\_\_

Lab Code: MITKEM Case No.: \_\_\_\_\_ SAS No.: \_\_\_\_\_ SDG No.: MD0529

Matrix: (soil/water) SOIL Lab Sample ID: D0529-01CDL

Sample wt/vol: 4.0(g/mL) G Lab File ID: V6D6156

Level: (low/med) MED Date Received: 05/07/05

% Moisture: not dec. 17 Date Analyzed: 05/16/05

GC Column: DB-624 ID: 0.25 (mm) Dilution Factor: 1.0

Soil Extract Volume: 10000(uL) Soil Aliquot Volume: 100(uL)

CAS NO. COMPOUND

CONCENTRATION UNITS:  
(ug/L or ug/Kg) UG/KG Q

75-71-8	Dichlorodifluoromethane	1500	U
74-87-3	Chloromethane	1500	U
75-01-4	Vinyl Chloride	1500	U
74-83-9	Bromomethane	1500	U
75-00-3	Chloroethane	1500	U
75-69-4	Trichlorofluoromethane	1500	U
75-35-4	1,1-Dichloroethene	1500	U
76-13-1	1,1,2-Trichloro-1,2,2-trifluoroethane	1500	U
67-64-1	Acetone	1500	U
75-15-0	Carbon Disulfide	1500	U
79-20-9	Methyl Acetate	1500	U
75-09-2	Methylene Chloride	1500	U
156-60-5	trans-1,2-Dichloroethene	1500	U
1634-04-4	Methyl tert-Butyl Ether	1500	U
75-34-3	1,1-Dichloroethane	1500	U
156-59-2	cis-1,2-Dichloroethene	1500	U
78-93-3	2-Butanone	1500	U
67-66-3	Chloroform	1500	U
71-55-6	1,1,1-Trichloroethane	1500	U
110-82-7	Cyclohexane	1500	U
56-23-5	Carbon Tetrachloride	1500	U
71-43-2	Benzene	1500	U
107-06-2	1,2-Dichloroethane	1500	U

1B  
VOLATILE ORGANICS ANALYSIS DATA SHEET

EPA SAMPLE NO.

B-390DL

Lab Name: MITKEM CORPORATION

Contract: \_\_\_\_\_

Lab Code: MITKEM

Case No.: \_\_\_\_\_

SAS No.: \_\_\_\_\_

SDG No.: MD0529

Matrix: (soil/water) SOIL

Lab Sample ID: D0529-01CDL

Sample wt/vol: 4.0 (g/mL) G

Lab File ID: V6D6156

Level: (low/med) MED

Date Received: 05/07/05

% Moisture: not dec. 17

Date Analyzed: 05/16/05

GC Column: DB-624 ID: 0.25 (mm)

Dilution Factor: 1.0

Soil Extract Volume: 10000 (uL)

Soil Aliquot Volume: 100 (uL)

CAS NO.

COMPOUND

CONCENTRATION UNITS:

(ug/L or ug/Kg) UG/KG Q

79-01-6	Trichloroethene	1500	U
108-87-2	Methylcyclohexane	1500	U
78-87-5	1,2-Dichloropropane	1500	U
75-27-4	Bromodichloromethane	1500	U
10061-01-5	cis-1,3-Dichloropropene	1500	U
108-10-1	4-Methyl-2-Pentanone	1500	U
108-88-3	Toluene	1500	U
10061-02-6	trans-1,3-Dichloropropene	1500	U
79-00-5	1,1,2-Trichloroethane	1500	U
127-18-4	Tetrachloroethene	14000	D
591-78-6	2-Hexanone	1500	U
124-48-1	Dibromochloromethane	1500	U
106-93-4	1,2-Dibromoethane	1500	U
108-90-7	Chlorobenzene	1500	U
100-41-4	Ethylbenzene	1500	U
1330-20-7	Xylene (Total)	1500	U
100-42-5	Styrene	1500	U
75-25-2	Bromoform	1500	U
98-82-8	Isopropylbenzene	1500	U
79-34-5	1,1,2,2-Tetrachloroethane	1500	U
541-73-1	1,3-Dichlorobenzene	1500	U
106-46-7	1,4-Dichlorobenzene	1500	U
95-50-1	1,2-Dichlorobenzene	1500	U
96-12-8	1,2-Dibromo-3-chloropropane	1500	U
120-82-1	1,2,4-Trichlorobenzene	1500	U

1F  
VOLATILE ORGANICS ANALYSIS DATA SHEET  
TENTATIVELY IDENTIFIED COMPOUNDS

EPA SAMPLE NO.

B-390DL

Lab Name: MITKEM CORPORATION Contract: \_\_\_\_\_

Lab Code: MITKEM Case No.: \_\_\_\_\_ SAS No.: \_\_\_\_\_ SDG No.: MD0529

Matrix: (soil/water) SOIL Lab Sample ID: D0529-01CDL

Sample wt/vol: 4.0 (g/mL) G Lab File ID: V6D6156

Level: (low/med) MED Date Received: 05/07/05

% Moisture: not dec. 17 Date Analyzed: 05/16/05

GC Column: DB-624 ID: 0.25 (mm) Dilution Factor: 1.0

Soil Extract Volume: 10000 (uL) Soil Aliquot Volume: 100 (uL)

Number TICs found: 0

CONCENTRATION UNITS:  
(ug/L or ug/Kg) ug/Kg

CAS NUMBER	COMPOUND NAME	RT	EST. CONC.	Q
1.				
2.				
3.				
4.				
5.				
6.				
7.				
8.				
9.				
10.				
11.				
12.				
13.				
14.				
15.				
16.				
17.				
18.				
19.				
20.				
21.				
22.				
23.				
24.				
25.				
26.				
27.				
28.				
29.				
30.				

1A  
VOLATILE ORGANICS ANALYSIS DATA SHEET

EPA SAMPLE NO.

B-390DLMS

Lab Name: MITKEM CORPORATION Contract: \_\_\_\_\_

Lab Code: MITKEM Case No.: \_\_\_\_\_ SAS No.: \_\_\_\_\_ SDG No.: MD0529

Matrix: (soil/water) SOIL Lab Sample ID: D0529-01CDLMS

Sample wt/vol: 4.0 (g/mL) G Lab File ID: V6D6157

Level: (low/med) MED Date Received: 05/07/05

% Moisture: not dec. 17 Date Analyzed: 05/16/05

GC Column: DB-624 ID: 0.25 (mm) Dilution Factor: 1.0

Soil Extract Volume: 10000 (uL) Soil Aliquot Volume: 100 (uL)

CONCENTRATION UNITS:  
(ug/L or ug/Kg) UG/KG Q

CAS NO.	COMPOUND		
75-71-8	Dichlorodifluoromethane	1500	U
74-87-3	Chloromethane	1500	U
75-01-4	Vinyl Chloride	1500	U
74-83-9	Bromomethane	1500	U
75-00-3	Chloroethane	1500	U
75-69-4	Trichlorofluoromethane	1500	U
75-35-4	1,1-Dichloroethene	6300	D
76-13-1	1,1,2-Trichloro-1,2,2-trifluoroethane	1500	U
67-64-1	Acetone	1500	U
75-15-0	Carbon Disulfide	1500	U
79-20-9	Methyl Acetate	1500	U
75-09-2	Methylene Chloride	1500	U
156-60-5	trans-1,2-Dichloroethene	1500	U
1634-04-4	Methyl tert-Butyl Ether	1500	U
75-34-3	1,1-Dichloroethane	1500	U
156-59-2	cis-1,2-Dichloroethene	1500	U
78-93-3	2-Butanone	1500	U
67-66-3	Chloroform	1500	U
71-55-6	1,1,1-Trichloroethane	1500	U
110-82-7	Cyclohexane	1500	U
56-23-5	Carbon Tetrachloride	1500	U
71-43-2	Benzene	7800	D
107-06-2	1,2-Dichloroethane	1500	U



1B  
VOLATILE ORGANICS ANALYSIS DATA SHEET

EPA SAMPLE NO.

B-390DLMS

Lab Name: MITKEM CORPORATION Contract: \_\_\_\_\_

Lab Code: MITKEM Case No.: \_\_\_\_\_ SAS No.: \_\_\_\_\_ SDG No.: MD0529

Matrix: (soil/water) SOIL Lab Sample ID: D0529-01CDLMS

Sample wt/vol: 4.0 (g/mL) G Lab File ID: V6D6157

Level: (low/med) MED Date Received: 05/07/05

% Moisture: not dec. 17 Date Analyzed: 05/16/05

GC Column: DB-624 ID: 0.25 (mm) Dilution Factor: 1.0

Soil Extract Volume: 10000 (uL) Soil Aliquot Volume: 100 (uL)

CONCENTRATION UNITS:  
(ug/L or ug/Kg) UG/KG Q

CAS NO.	COMPOUND		
79-01-6	Trichloroethene	7100	D
108-87-2	Methylcyclohexane	1500	U
78-87-5	1,2-Dichloropropane	1500	U
75-27-4	Bromodichloromethane	1500	U
10061-01-5	cis-1,3-Dichloropropene	1500	U
108-10-1	4-Methyl-2-Pentanone	1500	U
108-88-3	Toluene	7900	D
10061-02-6	trans-1,3-Dichloropropene	1500	U
79-00-5	1,1,2-Trichloroethane	1500	U
127-18-4	Tetrachloroethene	14000	D
591-78-6	2-Hexanone	1500	U
124-48-1	Dibromochloromethane	1500	U
106-93-4	1,2-Dibromoethane	1500	U
108-90-7	Chlorobenzene	8100	D
100-41-4	Ethylbenzene	1500	U
1330-20-7	Xylene (Total)	1500	U
100-42-5	Styrene	1500	U
75-25-2	Bromoform	1500	U
98-82-8	Isopropylbenzene	1500	U
79-34-5	1,1,2,2-Tetrachloroethane	1500	U
541-73-1	1,3-Dichlorobenzene	1500	U
106-46-7	1,4-Dichlorobenzene	1500	U
95-50-1	1,2-Dichlorobenzene	1500	U
96-12-8	1,2-Dibromo-3-chloropropane	1500	U
120-82-1	1,2,4-Trichlorobenzene	1500	U

1A  
VOLATILE ORGANICS ANALYSIS DATA SHEET

EPA SAMPLE NO.

B-390DLMSD

Lab Name: MITKEM CORPORATION Contract: \_\_\_\_\_

Lab Code: MITKEM Case No.: \_\_\_\_\_ SAS No.: \_\_\_\_\_ SDG No.: MD0529

Matrix: (soil/water) SOIL Lab Sample ID: D0529-01CDLMSD

Sample wt/vol: 4.0(g/mL) G Lab File ID: V6D6158

Level: (low/med) MED Date Received: 05/07/05

% Moisture: not dec. 17 Date Analyzed: 05/16/05

GC Column: DB-624 ID: 0.25 (mm) Dilution Factor: 1.0

Soil Extract Volume: 10000 (uL) Soil Aliquot Volume: 100 (uL)

CAS NO. COMPOUND CONCENTRATION UNITS:  
(ug/L or ug/Kg) UG/KG Q

75-71-8	Dichlorodifluoromethane	1500	U
74-87-3	Chloromethane	1500	U
75-01-4	Vinyl Chloride	1500	U
74-83-9	Bromomethane	1500	U
75-00-3	Chloroethane	1500	U
75-69-4	Trichlorofluoromethane	1500	U
75-35-4	1,1-Dichloroethene	7300	D
76-13-1	1,1,2-Trichloro-1,2,2-trifluoroethane	1500	U
67-64-1	Acetone	1500	U
75-15-0	Carbon Disulfide	1500	U
79-20-9	Methyl Acetate	1500	U
75-09-2	Methylene Chloride	1500	U
156-60-5	trans-1,2-Dichloroethene	1500	U
1634-04-4	Methyl tert-Butyl Ether	1500	U
75-34-3	1,1-Dichloroethane	1500	U
156-59-2	cis-1,2-Dichloroethene	1500	U
78-93-3	2-Butanone	1500	U
67-66-3	Chloroform	1500	U
71-55-6	1,1,1-Trichloroethane	1500	U
110-82-7	Cyclohexane	1500	U
56-23-5	Carbon Tetrachloride	1500	U
71-43-2	Benzene	8800	D
107-06-2	1,2-Dichloroethane	1500	U

1B  
VOLATILE ORGANICS ANALYSIS DATA SHEET

EPA SAMPLE NO.

B-390DLMSD

Lab Name: MITKEM CORPORATION Contract: \_\_\_\_\_

Lab Code: MITKEM Case No.: \_\_\_\_\_ SAS No.: \_\_\_\_\_ SDG No.: MD0529

Matrix: (soil/water) SOIL Lab Sample ID: D0529-01CDLMSD

Sample wt/vol: 4.0(g/mL) G Lab File ID: V6D6158

Level: (low/med) MED Date Received: 05/07/05

% Moisture: not dec. 17 Date Analyzed: 05/16/05

GC Column: DB-624 ID: 0.25 (mm) Dilution Factor: 1.0

Soil Extract Volume: 10000 (uL) Soil Aliquot Volume: 100 (uL)

CONCENTRATION UNITS:  
(ug/L or ug/Kg) UG/KG Q

CAS NO.	COMPOUND		
79-01-6	Trichloroethene	8000	D
108-87-2	Methylcyclohexane	1500	U
78-87-5	1,2-Dichloropropane	1500	U
75-27-4	Bromodichloromethane	1500	U
10061-01-5	cis-1,3-Dichloropropene	1500	U
108-10-1	4-Methyl-2-Pentanone	1500	U
108-88-3	Toluene	8800	D
10061-02-6	trans-1,3-Dichloropropene	1500	U
79-00-5	1,1,2-Trichloroethane	1500	U
127-18-4	Tetrachloroethene	12000	D
591-78-6	2-Hexanone	1500	U
124-48-1	Dibromochloromethane	1500	U
106-93-4	1,2-Dibromoethane	1500	U
108-90-7	Chlorobenzene	8800	D
100-41-4	Ethylbenzene	1500	U
1330-20-7	Xylene (Total)	1500	U
100-42-5	Styrene	1500	U
75-25-2	Bromoform	1500	U
98-82-8	Isopropylbenzene	1500	U
79-34-5	1,1,2,2-Tetrachloroethane	1500	U
541-73-1	1,3-Dichlorobenzene	1500	U
106-46-7	1,4-Dichlorobenzene	1500	U
95-50-1	1,2-Dichlorobenzene	1500	U
96-12-8	1,2-Dibromo-3-chloropropane	1500	U
120-82-1	1,2,4-Trichlorobenzene	1500	U

1A  
VOLATILE ORGANICS ANALYSIS DATA SHEET

EPA SAMPLE NO.

RINSATE

Lab Name: MITKEM CORPORATION Contract: \_\_\_\_\_

Lab Code: MITKEM Case No.: \_\_\_\_\_ SAS No.: \_\_\_\_\_ SDG No.: MD0529

Matrix: (soil/water) WATER Lab Sample ID: D0529-03A

Sample wt/vol: 5.000 (g/mL) ML Lab File ID: V6D6128

Level: (low/med) LOW Date Received: 05/07/05

% Moisture: not dec. \_\_\_\_\_ Date Analyzed: 05/13/05

GC Column: DB-624 ID: 0.25 (mm) Dilution Factor: 1.0

Soil Extract Volume: \_\_\_\_\_ (uL) Soil Aliquot Volume: \_\_\_\_\_ (uL)

CAS NO. COMPOUND

CONCENTRATION UNITS:  
(ug/L or ug/Kg) UG/L Q

75-71-8	Dichlorodifluoromethane	10	U
74-87-3	Chloromethane	10	U
75-01-4	Vinyl Chloride	10	U
74-83-9	Bromomethane	10	U
75-00-3	Chloroethane	10	U
75-69-4	Trichlorofluoromethane	10	U
75-35-4	1,1-Dichloroethene	10	U
76-13-1	1,1,2-Trichloro-1,2,2-trifluoroethane	10	U
67-64-1	Acetone	10	U
75-15-0	Carbon Disulfide	10	U
79-20-9	Methyl Acetate	10	U
75-09-2	Methylene Chloride	10	U
156-60-5	trans-1,2-Dichloroethene	10	U
1634-04-4	Methyl tert-Butyl Ether	10	U
75-34-3	1,1-Dichloroethane	10	U
156-59-2	cis-1,2-Dichloroethene	10	U
78-93-3	2-Butanone	10	U
67-66-3	Chloroform	10	U
71-55-6	1,1,1-Trichloroethane	10	U
110-82-7	Cyclohexane	10	U
56-23-5	Carbon Tetrachloride	10	U
71-43-2	Benzene	10	U
107-06-2	1,2-Dichloroethane	10	U

1B  
VOLATILE ORGANICS ANALYSIS DATA SHEET

EPA SAMPLE NO.

RINSATE

Lab Name: MITKEM CORPORATION Contract: \_\_\_\_\_

Lab Code: MITKEM Case No.: \_\_\_\_\_ SAS No.: \_\_\_\_\_ SDG No.: MD0529

Matrix: (soil/water) WATER Lab Sample ID: D0529-03A

Sample wt/vol: 5.000 (g/mL) ML Lab File ID: V6D6128

Level: (low/med) LOW Date Received: 05/07/05

% Moisture: not dec. \_\_\_\_\_ Date Analyzed: 05/13/05

GC Column: DB-624 ID: 0.25 (mm) Dilution Factor: 1.0

Soil Extract Volume: \_\_\_\_\_ (uL) Soil Aliquot Volume: \_\_\_\_\_ (uL)

CAS NO. COMPOUND CONCENTRATION UNITS:  
(ug/L or ug/Kg) UG/L Q

79-01-6	Trichloroethene	10	U
108-87-2	Methylcyclohexane	10	U
78-87-5	1,2-Dichloropropane	10	U
75-27-4	Bromodichloromethane	10	U
10061-01-5	cis-1,3-Dichloropropene	10	U
108-10-1	4-Methyl-2-Pentanone	10	U
108-88-3	Toluene	10	U
10061-02-6	trans-1,3-Dichloropropene	10	U
79-00-5	1,1,2-Trichloroethane	10	U
127-18-4	Tetrachloroethene	10	U
591-78-6	2-Hexanone	10	U
124-48-1	Dibromochloromethane	10	U
106-93-4	1,2-Dibromoethane	10	U
108-90-7	Chlorobenzene	10	U
100-41-4	Ethylbenzene	10	U
1330-20-7	Xylene (Total)	10	U
100-42-5	Styrene	10	U
75-25-2	Bromoform	10	U
98-82-8	Isopropylbenzene	10	U
79-34-5	1,1,2,2-Tetrachloroethane	10	U
541-73-1	1,3-Dichlorobenzene	10	U
106-46-7	1,4-Dichlorobenzene	10	U
95-50-1	1,2-Dichlorobenzene	10	U
96-12-8	1,2-Dibromo-3-chloropropane	10	U
120-82-1	1,2,4-Trichlorobenzene	10	U

1F  
VOLATILE ORGANICS ANALYSIS DATA SHEET  
TENTATIVELY IDENTIFIED COMPOUNDS

EPA SAMPLE NO.

RINSATE

Lab Name: MITKEM CORPORATION Contract: \_\_\_\_\_

Lab Code: MITKEM Case No.: \_\_\_\_\_ SAS No.: \_\_\_\_\_ SDG No.: MD0529

Matrix: (soil/water) WATER Lab Sample ID: D0529-03A

Sample wt/vol: 5.000 (g/mL) ML Lab File ID: V6D6128

Level: (low/med) LOW Date Received: 05/07/05

% Moisture: not dec. \_\_\_\_\_ Date Analyzed: 05/13/05

GC Column: DB-624 ID: 0.25 (mm) Dilution Factor: 1.0

Soil Extract Volume: \_\_\_\_\_ (uL) Soil Aliquot Volume: \_\_\_\_\_ (uL)

Number TICs found: 0

CONCENTRATION UNITS:  
(ug/L or ug/Kg) ug/L

CAS NUMBER	COMPOUND NAME	RT	EST. CONC.	Q
=====	=====	=====	=====	=====
1.				
2.				
3.				
4.				
5.				
6.				
7.				
8.				
9.				
10.				
11.				
12.				
13.				
14.				
15.				
16.				
17.				
18.				
19.				
20.				
21.				
22.				
23.				
24.				
25.				
26.				
27.				
28.				
29.				
30.				

1A  
VOLATILE ORGANICS ANALYSIS DATA SHEET

EPA SAMPLE NO.

V5LLCS

Lab Name: MITKEM CORPORATION Contract: \_\_\_\_\_

Lab Code: MITKEM Case No.: \_\_\_\_\_ SAS No.: \_\_\_\_\_ SDG No.: MD0529

Matrix: (soil/water) SOIL Lab Sample ID: LCS-18114

Sample wt/vol: 5.0(g/mL) G Lab File ID: V5F9943

Level: (low/med) LOW Date Received: \_\_\_\_\_

% Moisture: not dec. \_\_\_\_\_ Date Analyzed: 05/13/05

GC Column: DB-624 ID: 0.25 (mm) Dilution Factor: 1.0

Soil Extract Volume: \_\_\_\_\_ (mL) Soil Aliquot Volume: \_\_\_\_\_ (uL)

CAS NO. COMPOUND

CONCENTRATION UNITS:  
(ug/L or ug/Kg) UG/KG Q

75-71-8	Dichlorodifluoromethane	10	U
74-87-3	Chloromethane	10	U
75-01-4	Vinyl Chloride	10	U
74-83-9	Bromomethane	10	U
75-00-3	Chloroethane	10	U
75-69-4	Trichlorofluoromethane	10	U
75-35-4	1,1-Dichloroethene	56	
76-13-1	1,1,2-Trichloro-1,2,2-trifluoroethane	10	U
67-64-1	Acetone	10	U
75-15-0	Carbon Disulfide	10	U
79-20-9	Methyl Acetate	10	U
75-09-2	Methylene Chloride	10	U
156-60-5	trans-1,2-Dichloroethene	10	U
1634-04-4	Methyl tert-Butyl Ether	10	U
75-34-3	1,1-Dichloroethane	10	U
156-59-2	cis-1,2-Dichloroethene	10	U
78-93-3	2-Butanone	10	U
67-66-3	Chloroform	10	U
71-55-6	1,1,1-Trichloroethane	10	U
110-82-7	Cyclohexane	10	U
56-23-5	Carbon Tetrachloride	10	U
71-43-2	Benzene	57	
107-06-2	1,2-Dichloroethane	10	U

1B  
VOLATILE ORGANICS ANALYSIS DATA SHEET

EPA SAMPLE NO.

V5LLCS

Lab Name: MITKEM CORPORATION Contract: \_\_\_\_\_

Lab Code: MITKEM Case No.: \_\_\_\_\_ SAS No.: \_\_\_\_\_ SDG No.: MD0529

Matrix: (soil/water) SOIL Lab Sample ID: LCS-18114

Sample wt/vol: 5.0(g/mL) G Lab File ID: V5F9943

Level: (low/med) LOW Date Received: \_\_\_\_\_

% Moisture: not dec. \_\_\_\_\_ Date Analyzed: 05/13/05

GC Column: DB-624 ID: 0.25 (mm) Dilution Factor: 1.0

Soil Extract Volume: \_\_\_\_\_ (mL) Soil Aliquot Volume: \_\_\_\_\_ (uL)

CAS NO. COMPOUND

CONCENTRATION UNITS:  
(ug/L or ug/Kg) UG/KG Q

79-01-6	Trichloroethene	56	
108-87-2	Methylcyclohexane	10	U
78-87-5	1,2-Dichloropropane	10	U
75-27-4	Bromodichloromethane	10	U
10061-01-5	cis-1,3-Dichloropropene	10	U
108-10-1	4-Methyl-2-Pentanone	10	U
108-88-3	Toluene	56	
10061-02-6	trans-1,3-Dichloropropene	10	U
79-00-5	1,1,2-Trichloroethane	10	U
127-18-4	Tetrachloroethene	10	U
591-78-6	2-Hexanone	10	U
124-48-1	Dibromochloromethane	10	U
106-93-4	1,2-Dibromoethane	10	U
108-90-7	Chlorobenzene	58	
100-41-4	Ethylbenzene	10	U
1330-20-7	Xylene (Total)	10	U
100-42-5	Styrene	10	U
75-25-2	Bromoform	10	U
98-82-8	Isopropylbenzene	10	U
79-34-5	1,1,2,2-Tetrachloroethane	10	U
541-73-1	1,3-Dichlorobenzene	10	U
106-46-7	1,4-Dichlorobenzene	10	U
95-50-1	1,2-Dichlorobenzene	10	U
96-12-8	1,2-Dibromo-3-chloropropane	10	U
120-82-1	1,2,4-Trichlorobenzene	10	U



1A  
VOLATILE ORGANICS ANALYSIS DATA SHEET

EPA SAMPLE NO.

V6CLCS

Lab Name: MITKEM CORPORATION Contract: \_\_\_\_\_

Lab Code: MITKEM Case No.: \_\_\_\_\_ SAS No.: \_\_\_\_\_ SDG No.: MD0529

Matrix: (soil/water) WATER Lab Sample ID: LCS-18113

Sample wt/vol: 5.000 (g/mL) ML Lab File ID: V6D6115

Level: (low/med) LOW Date Received: \_\_\_\_\_

% Moisture: not dec. \_\_\_\_\_ Date Analyzed: 05/13/05

GC Column: DB-624 ID: 0.25 (mm) Dilution Factor: 1.0

Soil Extract Volume: \_\_\_\_\_ (uL) Soil Aliquot Volume: \_\_\_\_\_ (uL)

CAS NO. COMPOUND

CONCENTRATION UNITS:  
(ug/L or ug/Kg) UG/L Q

75-71-8	Dichlorodifluoromethane	10	U
74-87-3	Chloromethane	10	U
75-01-4	Vinyl Chloride	10	U
74-83-9	Bromomethane	10	U
75-00-3	Chloroethane	10	U
75-69-4	Trichlorofluoromethane	10	U
75-35-4	1,1-Dichloroethene	55	
76-13-1	1,1,2-Trichloro-1,2,2-trifluoroethane	10	U
67-64-1	Acetone	10	U
75-15-0	Carbon Disulfide	10	U
79-20-9	Methyl Acetate	10	U
75-09-2	Methylene Chloride	10	U
156-60-5	trans-1,2-Dichloroethene	10	U
1634-04-4	Methyl tert-Butyl Ether	10	U
75-34-3	1,1-Dichloroethane	10	U
156-59-2	cis-1,2-Dichloroethene	10	U
78-93-3	2-Butanone	10	U
67-66-3	Chloroform	10	U
71-55-6	1,1,1-Trichloroethane	10	U
110-82-7	Cyclohexane	10	U
56-23-5	Carbon Tetrachloride	10	U
71-43-2	Benzene	60	
107-06-2	1,2-Dichloroethane	10	U

1B  
VOLATILE ORGANICS ANALYSIS DATA SHEET

EPA SAMPLE NO.

V6CLCS

Lab Name: MITKEM CORPORATION Contract: \_\_\_\_\_

Lab Code: MITKEM Case No.: \_\_\_\_\_ SAS No.: \_\_\_\_\_ SDG No.: MD0529

Matrix: (soil/water) WATER Lab Sample ID: LCS-18113

Sample wt/vol: 5.000 (g/mL) ML Lab File ID: V6D6115

Level: (low/med) LOW Date Received: \_\_\_\_\_

% Moisture: not dec. \_\_\_\_\_ Date Analyzed: 05/13/05

GC Column: DB-624 ID: 0.25 (mm) Dilution Factor: 1.0

Soil Extract Volume: \_\_\_\_\_ (uL) Soil Aliquot Volume: \_\_\_\_\_ (uL)

CAS NO. COMPOUND

CONCENTRATION UNITS:  
(ug/L or ug/Kg) UG/L Q

79-01-6	Trichloroethene	52	
108-87-2	Methylcyclohexane	10	U
78-87-5	1,2-Dichloropropane	10	U
75-27-4	Bromodichloromethane	10	U
10061-01-5	cis-1,3-Dichloropropene	10	U
108-10-1	4-Methyl-2-Pentanone	10	U
108-88-3	Toluene	62	
10061-02-6	trans-1,3-Dichloropropene	10	U
79-00-5	1,1,2-Trichloroethane	10	U
127-18-4	Tetrachloroethene	10	U
591-78-6	2-Hexanone	10	U
124-48-1	Dibromochloromethane	10	U
106-93-4	1,2-Dibromoethane	10	U
108-90-7	Chlorobenzene	63	
100-41-4	Ethylbenzene	10	U
1330-20-7	Xylene (Total)	10	U
100-42-5	Styrene	10	U
75-25-2	Bromoform	10	U
98-82-8	Isopropylbenzene	10	U
79-34-5	1,1,2,2-Tetrachloroethane	10	U
541-73-1	1,3-Dichlorobenzene	10	U
106-46-7	1,4-Dichlorobenzene	10	U
95-50-1	1,2-Dichlorobenzene	10	U
96-12-8	1,2-Dibromo-3-chloropropane	10	U
120-82-1	1,2,4-Trichlorobenzene	10	U

1A  
VOLATILE ORGANICS ANALYSIS DATA SHEET

EPA SAMPLE NO.

V6ELCS

Lab Name: MITKEM CORPORATION Contract: \_\_\_\_\_

Lab Code: MITKEM Case No.: \_\_\_\_\_ SAS No.: \_\_\_\_\_ SDG No.: MD0529

Matrix: (soil/water) SOIL Lab Sample ID: LCS-18128

Sample wt/vol: 4.0 (g/mL) G Lab File ID: V6D6149

Level: (low/med) MED Date Received: \_\_\_\_\_

% Moisture: not dec. \_\_\_\_\_ Date Analyzed: 05/16/05

GC Column: DB-624 ID: 0.25 (mm) Dilution Factor: 1.0

Soil Extract Volume: 10000 (uL) Soil Aliquot Volume: 100 (uL)

CAS NO. COMPOUND

CONCENTRATION UNITS:  
(ug/L or ug/Kg) UG/KG Q

75-71-8	Dichlorodifluoromethane	1300	U
74-87-3	Chloromethane	1300	U
75-01-4	Vinyl Chloride	1300	U
74-83-9	Bromomethane	1300	U
75-00-3	Chloroethane	1300	U
75-69-4	Trichlorofluoromethane	1300	U
75-35-4	1,1-Dichloroethene	4800	
76-13-1	1,1,2-Trichloro-1,2,2-trifluoroethane	1300	U
67-64-1	Acetone	1300	U
75-15-0	Carbon Disulfide	1300	U
79-20-9	Methyl Acetate	1300	U
75-09-2	Methylene Chloride	1300	U
156-60-5	trans-1,2-Dichloroethene	1300	U
1634-04-4	Methyl tert-Butyl Ether	1300	U
75-34-3	1,1-Dichloroethane	1300	U
156-59-2	cis-1,2-Dichloroethene	1300	U
78-93-3	2-Butanone	1300	U
67-66-3	Chloroform	1300	U
71-55-6	1,1,1-Trichloroethane	1300	U
110-82-7	Cyclohexane	1300	U
56-23-5	Carbon Tetrachloride	1300	U
71-43-2	Benzene	7000	
107-06-2	1,2-Dichloroethane	1300	U

1B  
VOLATILE ORGANICS ANALYSIS DATA SHEET

EPA SAMPLE NO.

V6ELCS

Lab Name: MITKEM CORPORATION

Contract: \_\_\_\_\_

Lab Code: MITKEM

Case No.: \_\_\_\_\_

SAS No.: \_\_\_\_\_

SDG No.: MD0529

Matrix: (soil/water) SOIL

Lab Sample ID: LCS-18128

Sample wt/vol: 4.0(g/mL) G

Lab File ID: V6D6149

Level: (low/med) MED

Date Received: \_\_\_\_\_

% Moisture: not dec. \_\_\_\_\_

Date Analyzed: 05/16/05

GC Column: DB-624 ID: 0.25 (mm)

Dilution Factor: 1.0

Soil Extract Volume: 10000(uL)

Soil Aliquot Volume: 100(uL)

CAS NO.

COMPOUND

CONCENTRATION UNITS:

(ug/L or ug/Kg) UG/KG Q

79-01-6	Trichloroethene	6300	
108-87-2	Methylcyclohexane	1300	U
78-87-5	1,2-Dichloropropane	1300	U
75-27-4	Bromodichloromethane	1300	U
10061-01-5	cis-1,3-Dichloropropene	1300	U
108-10-1	4-Methyl-2-Pentanone	1300	U
108-88-3	Toluene	7100	
10061-02-6	trans-1,3-Dichloropropene	1300	U
79-00-5	1,1,2-Trichloroethane	1300	U
127-18-4	Tetrachloroethene	1300	U
591-78-6	2-Hexanone	1300	U
124-48-1	Dibromochloromethane	1300	U
106-93-4	1,2-Dibromoethane	1300	U
108-90-7	Chlorobenzene	7200	
100-41-4	Ethylbenzene	1300	U
1330-20-7	Xylene (Total)	1300	U
100-42-5	Styrene	1300	U
75-25-2	Bromoform	1300	U
98-82-8	Isopropylbenzene	1300	U
79-34-5	1,1,2,2-Tetrachloroethane	1300	U
541-73-1	1,3-Dichlorobenzene	1300	U
106-46-7	1,4-Dichlorobenzene	1300	U
95-50-1	1,2-Dichlorobenzene	1300	U
96-12-8	1,2-Dibromo-3-chloropropane	1300	U
120-82-1	1,2,4-Trichlorobenzene	1300	U

1C  
SEMIVOLATILE ORGANICS ANALYSIS DATA SHEET

EPA SAMPLE NO.

B-390

Lab Name: MITKEM CORPORATION Contract: \_\_\_\_\_

Lab Code: MITKEM Case No.: \_\_\_\_\_ SAS No.: \_\_\_\_\_ SDG No.: MD0529

Matrix: (soil/water) SOIL Lab Sample ID: D0529-01A

Sample wt/vol: 30.0 (g/mL) G Lab File ID: S1E4515

Level: (low/med) LOW Date Received: 05/07/05

% Moisture: 17 Decanted: (Y/N) N Date Extracted: 05/13/05

Concentrated Extract Volume: 500 (uL) Date Analyzed: 05/25/05

Injection Volume: 2.0 (uL) Dilution Factor: 1.0

GPC Cleanup: (Y/N) Y pH: 8.4 Extraction: (Type) SONC

CONCENTRATION UNITS:  
(ug/L or ug/Kg) UG/KG Q

CAS NO.	COMPOUND		
100-52-7	Benzaldehyde	400	U
108-95-2	Phenol	400	U
111-44-4	bis(2-Chloroethyl) Ether	400	U
95-57-8	2-Chlorophenol	400	U
95-48-7	2-Methylphenol	400	U
108-60-1	2,2'-oxybis(1-Chloropropane)	400	U
98-86-2	Acetophenone	400	U
106-44-5	4-Methylphenol	400	U
621-64-7	N-Nitroso-di-n-propylamine	400	U
67-72-1	Hexachloroethane	400	U
98-95-3	Nitrobenzene	400	U
78-59-1	Isophorone	400	U
88-75-5	2-Nitrophenol	400	U
105-67-9	2,4-Dimethylphenol	400	U
111-91-1	bis(2-Chloroethoxy) methane	400	U
120-83-2	2,4-Dichlorophenol	400	U
91-20-3	Naphthalene	400	U
106-47-8	4-Chloroaniline	400	U
87-68-3	Hexachlorobutadiene	400	U
105-60-2	Caprolactam	400	U
59-50-7	4-Chloro-3-Methylphenol	400	U
91-57-6	2-Methylnaphthalene	400	U
77-47-4	Hexachlorocyclopentadiene	400	U
88-06-2	2,4,6-Trichlorophenol	400	U
95-95-4	2,4,5-Trichlorophenol	1000	U
92-52-4	1,1'-Biphenyl	400	U
91-58-7	2-Chloronaphthalene	400	U
88-74-4	2-Nitroaniline	1000	U
131-11-3	Dimethylphthalate	400	U
606-20-2	2,6-Dinitrotoluene	400	U
208-96-8	Acenaphthylene	400	U
99-09-2	3-Nitroaniline	1000	U
83-32-9	Acenaphthene	400	U

1D  
SEMIVOLATILE ORGANICS ANALYSIS DATA SHEET

EPA SAMPLE NO.

B-390

Lab Name: MITKEM CORPORATION Contract: \_\_\_\_\_

Lab Code: MITKEM Case No.: \_\_\_\_\_ SAS No.: \_\_\_\_\_ SDG No.: MD0529

Matrix: (soil/water) SOIL Lab Sample ID: D0529-01A

Sample wt/vol: 30.0 (g/mL) G Lab File ID: S1E4515

Level: (low/med) LOW Date Received: 05/07/05

% Moisture: 17 Decanted: (Y/N) N Date Extracted: 05/13/05

Concentrated Extract Volume: 500 (uL) Date Analyzed: 05/25/05

Injection Volume: 2.0 (uL) Dilution Factor: 1.0

GPC Cleanup: (Y/N) Y pH: 8.4 Extraction: (Type) SONC

CONCENTRATION UNITS:  
(ug/L or ug/Kg) UG/KG Q

CAS NO.	COMPOUND		
51-28-5	2,4-Dinitrophenol	1000	U
100-02-7	4-Nitrophenol	1000	U
132-64-9	Dibenzofuran	400	U
121-14-2	2,4-Dinitrotoluene	400	U
84-66-2	Diethylphthalate	400	U
86-73-7	Fluorene	400	U
7005-72-3	4-Chlorophenyl-phenylether	400	U
100-01-6	4-Nitroaniline	1000	U
534-52-1	4,6-Dinitro-2-methylphenol	1000	U
86-30-6	N-Nitrosodiphenylamine (1)	400	U
101-55-3	4-Bromophenyl-phenylether	400	U
118-74-1	Hexachlorobenzene	400	U
1912-24-9	Atrazine	400	U
87-86-5	Pentachlorophenol	1000	U
85-01-8	Phenanthrene	400	U
120-12-7	Anthracene	400	U
86-74-8	Carbazole	400	U
84-74-2	Di-n-butylphthalate	47	J
206-44-0	Fluoranthene	400	U
129-00-0	Pyrene	400	U
85-68-7	Butylbenzylphthalate	400	U
91-94-1	3,3'-Dichlorobenzidine	400	U
56-55-3	Benzo(a)anthracene	400	U
218-01-9	Chrysene	400	U
117-81-7	bis(2-Ethylhexyl)phthalate	74	J
117-84-0	Di-n-octylphthalate	400	U
205-99-2	Benzo(b)fluoranthene	400	U
207-08-9	Benzo(k)fluoranthene	400	U
50-32-8	Benzo(a)pyrene	400	U
193-39-5	Indeno(1,2,3-cd)pyrene	400	U
53-70-3	Dibenzo(a,h)anthracene	400	U
191-24-2	Benzo(g,h,i)perylene	400	U

(1) - Cannot be separated from Diphenylamine

1G  
SEMIVOLATILE ORGANICS ANALYSIS DATA SHEET  
TENTATIVELY IDENTIFIED COMPOUNDS

EPA SAMPLE NO.

B-390

Lab Name: MITKEM CORPORATION Contract: \_\_\_\_\_

Lab Code: MITKEM Case No.: \_\_\_\_\_ SAS No.: \_\_\_\_\_ SDG No.: MD0529

Matrix: (soil/water) SOIL Lab Sample ID: D0529-01A

Sample wt/vol: 30.0 (g/mL) G Lab File ID: S1E4515

Level: (low/med) LOW Date Received: 05/07/05

% Moisture: 17 Decanted: (Y/N) N Date Extracted: 05/13/05

Concentrated Extract Volume: 500 (uL) Date Analyzed: 05/25/05

Injection Volume: 2.0 (uL) Dilution Factor: 1.0

GPC Cleanup: (Y/N) Y pH: 8.4 Extraction: (Type) SONC

Number TICs found: 4 CONCENTRATION UNITS:  
(ug/L or ug/Kg) ug/Kg

CAS NUMBER	COMPOUND NAME	RT	EST. CONC.	Q
1.	UNKNOWN	6.71	130	J
2. 112-53-8	1-DODECANOL	10.08	280	NJ
3. 2156-97-0	DODECYL ACRYLATE	11.82	200	NJ
4.	UNKNOWN	22.47	1700	J
5.				
6.				
7.				
8.				
9.				
10.				
11.				
12.				
13.				
14.				
15.				
16.				
17.				
18.				
19.				
20.				
21.				
22.				
23.				
24.				
25.				
26.				
27.				
28.				
29.				
30.				

1C  
SEMIVOLATILE ORGANICS ANALYSIS DATA SHEET

EPA SAMPLE NO.

B-390MS

Lab Name: MITKEM CORPORATION Contract: \_\_\_\_\_

Lab Code: MITKEM Case No.: \_\_\_\_\_ SAS No.: \_\_\_\_\_ SDG No.: MD0529

Matrix: (soil/water) SOIL Lab Sample ID: D0529-01AMS

Sample wt/vol: 30.0 (g/mL) G Lab File ID: S1E4517

Level: (low/med) LOW Date Received: 05/07/05

% Moisture: 17 Decanted: (Y/N) N Date Extracted: 05/13/05

Concentrated Extract Volume: 500 (uL) Date Analyzed: 05/25/05

Injection Volume: 2.0 (uL) Dilution Factor: 1.0

GPC Cleanup: (Y/N) Y pH: 8.4 Extraction: (Type) SONC

CAS NO. COMPOUND CONCENTRATION UNITS:  
(ug/L or ug/Kg) UG/KG Q

100-52-7	Benzaldehyde	400	U
108-95-2	Phenol	1800	
111-44-4	bis(2-Chloroethyl) Ether	400	U
95-57-8	2-Chlorophenol	1700	
95-48-7	2-Methylphenol	400	U
108-60-1	2,2'-oxybis(1-Chloropropane)	400	U
98-86-2	Acetophenone	400	U
106-44-5	4-Methylphenol	400	U
621-64-7	N-Nitroso-di-n-propylamine	1100	
67-72-1	Hexachloroethane	400	U
98-95-3	Nitrobenzene	400	U
78-59-1	Isophorone	400	U
88-75-5	2-Nitrophenol	400	U
105-67-9	2,4-Dimethylphenol	400	U
111-91-1	bis(2-Chloroethoxy)methane	400	U
120-83-2	2,4-Dichlorophenol	400	U
91-20-3	Naphthalene	400	U
106-47-8	4-Chloroaniline	400	U
87-68-3	Hexachlorobutadiene	400	U
105-60-2	Caprolactam	400	U
59-50-7	4-Chloro-3-Methylphenol	2100	
91-57-6	2-Methylnaphthalene	400	U
77-47-4	Hexachlorocyclopentadiene	400	U
88-06-2	2,4,6-Trichlorophenol	400	U
95-95-4	2,4,5-Trichlorophenol	1000	U
92-52-4	1,1'-Biphenyl	400	U
91-58-7	2-Chloronaphthalene	400	U
88-74-4	2-Nitroaniline	1000	U
131-11-3	Dimethylphthalate	400	U
606-20-2	2,6-Dinitrotoluene	400	U
208-96-8	Acenaphthylene	400	U
99-09-2	3-Nitroaniline	1000	U
83-32-9	Acenaphthene	1300	



1D  
SEMIVOLATILE ORGANICS ANALYSIS DATA SHEET

EPA SAMPLE NO.

B-390MS

Lab Name: MITKEM CORPORATION Contract: \_\_\_\_\_

Lab Code: MITKEM Case No.: \_\_\_\_\_ SAS No.: \_\_\_\_\_ SDG No.: MD0529

Matrix: (soil/water) SOIL Lab Sample ID: D0529-01AMS

Sample wt/vol: 30.0 (g/mL) G Lab File ID: S1E4517

Level: (low/med) LOW Date Received: 05/07/05

% Moisture: 17 Decanted: (Y/N) N Date Extracted: 05/13/05

Concentrated Extract Volume: 500 (uL) Date Analyzed: 05/25/05

Injection Volume: 2.0 (uL) Dilution Factor: 1.0

GPC Cleanup: (Y/N) Y pH: 8.4 Extraction: (Type) SONC

CONCENTRATION UNITS:  
(ug/L or ug/Kg) UG/KG Q

CAS NO.	COMPOUND		
51-28-5	2,4-Dinitrophenol	1000	U
100-02-7	4-Nitrophenol	2200	
132-64-9	Dibenzofuran	400	U
121-14-2	2,4-Dinitrotoluene	1200	
84-66-2	Diethylphthalate	400	U
86-73-7	Fluorene	400	U
7005-72-3	4-Chlorophenyl-phenylether	400	U
100-01-6	4-Nitroaniline	1000	U
534-52-1	4,6-Dinitro-2-methylphenol	1000	U
86-30-6	N-Nitrosodiphenylamine (1)	400	U
101-55-3	4-Bromophenyl-phenylether	400	U
118-74-1	Hexachlorobenzene	400	U
1912-24-9	Atrazine	400	U
87-86-5	Pentachlorophenol	1100	
85-01-8	Phenanthrene	400	U
120-12-7	Anthracene	400	U
86-74-8	Carbazole	400	U
84-74-2	Di-n-butylphthalate	69	J
206-44-0	Fluoranthene	400	U
129-00-0	Pyrene	1800	
85-68-7	Butylbenzylphthalate	400	U
91-94-1	3,3'-Dichlorobenzidine	400	U
56-55-3	Benzo(a)anthracene	400	U
218-01-9	Chrysene	400	U
117-81-7	bis(2-Ethylhexyl)phthalate	150	J
117-84-0	Di-n-octylphthalate	400	U
205-99-2	Benzo(b)fluoranthene	400	U
207-08-9	Benzo(k)fluoranthene	400	U
50-32-8	Benzo(a)pyrene	59	J
193-39-5	Indeno(1,2,3-cd)pyrene	400	U
53-70-3	Dibenzo(a,h)anthracene	400	U
191-24-2	Benzo(g,h,i)perylene	400	U

(1) - Cannot be separated from Diphenylamine

1C  
SEMIVOLATILE ORGANICS ANALYSIS DATA SHEET

EPA SAMPLE NO.

B-390MSD

Lab Name: MITKEM CORPORATION Contract: \_\_\_\_\_

Lab Code: MITKEM Case No.: \_\_\_\_\_ SAS No.: \_\_\_\_\_ SDG No.: MD0529

Matrix: (soil/water) SOIL Lab Sample ID: D0529-01AMSD

Sample wt/vol: 30.0 (g/mL) G Lab File ID: S1E4518

Level: (low/med) LOW Date Received: 05/07/05

% Moisture: 17 Decanted: (Y/N) N Date Extracted: 05/13/05

Concentrated Extract Volume: 500 (uL) Date Analyzed: 05/25/05

Injection Volume: 2.0 (uL) Dilution Factor: 1.0

GPC Cleanup: (Y/N) Y pH: 8.4 Extraction: (Type) SONC

CAS NO. COMPOUND CONCENTRATION UNITS:  
(ug/L or ug/Kg) UG/KG Q

100-52-7	Benzaldehyde	400	U
108-95-2	Phenol	2100	
111-44-4	bis(2-Chloroethyl) Ether	400	U
95-57-8	2-Chlorophenol	1900	
95-48-7	2-Methylphenol	400	U
108-60-1	2,2'-oxybis(1-Chloropropane)	400	U
98-86-2	Acetophenone	400	U
106-44-5	4-Methylphenol	400	U
621-64-7	N-Nitroso-di-n-propylamine	1300	
67-72-1	Hexachloroethane	400	U
98-95-3	Nitrobenzene	400	U
78-59-1	Isophorone	400	U
88-75-5	2-Nitrophenol	400	U
105-67-9	2,4-Dimethylphenol	400	U
111-91-1	bis(2-Chloroethoxy) methane	400	U
120-83-2	2,4-Dichlorophenol	400	U
91-20-3	Naphthalene	400	U
106-47-8	4-Chloroaniline	400	U
87-68-3	Hexachlorobutadiene	400	U
105-60-2	Caprolactam	400	U
59-50-7	4-Chloro-3-Methylphenol	1600	
91-57-6	2-Methylnaphthalene	400	U
77-47-4	Hexachlorocyclopentadiene	400	U
88-06-2	2,4,6-Trichlorophenol	400	U
95-95-4	2,4,5-Trichlorophenol	1000	U
92-52-4	1,1'-Biphenyl	400	U
91-58-7	2-Chloronaphthalene	400	U
88-74-4	2-Nitroaniline	1000	U
131-11-3	Dimethylphthalate	400	U
606-20-2	2,6-Dinitrotoluene	400	U
208-96-8	Acenaphthylene	400	U
99-09-2	3-Nitroaniline	1000	U
83-32-9	Acenaphthene	1400	

1D  
SEMIVOLATILE ORGANICS ANALYSIS DATA SHEET

EPA SAMPLE NO.

B-390MSD

Lab Name: MITKEM CORPORATION Contract: \_\_\_\_\_

Lab Code: MITKEM Case No.: \_\_\_\_\_ SAS No.: \_\_\_\_\_ SDG No.: MD0529

Matrix: (soil/water) SOIL Lab Sample ID: D0529-01AMSD

Sample wt/vol: 30.0 (g/mL) G Lab File ID: S1E4518

Level: (low/med) LOW Date Received: 05/07/05

% Moisture: 17 Decanted: (Y/N) N Date Extracted: 05/13/05

Concentrated Extract Volume: 500 (uL) Date Analyzed: 05/25/05

Injection Volume: 2.0 (uL) Dilution Factor: 1.0

GPC Cleanup: (Y/N) Y pH: 8.4 Extraction: (Type) SONC

CAS NO. COMPOUND

CONCENTRATION UNITS:  
(ug/L or ug/Kg) UG/KG Q

51-28-5	2,4-Dinitrophenol	1000	U
100-02-7	4-Nitrophenol	3000	
132-64-9	Dibenzofuran	400	U
121-14-2	2,4-Dinitrotoluene	1100	
84-66-2	Diethylphthalate	400	U
86-73-7	Fluorene	400	U
7005-72-3	4-Chlorophenyl-phenylether	400	U
100-01-6	4-Nitroaniline	1000	U
534-52-1	4,6-Dinitro-2-methylphenol	1000	U
86-30-6	N-Nitrosodiphenylamine (1)	400	U
101-55-3	4-Bromophenyl-phenylether	400	U
118-74-1	Hexachlorobenzene	400	U
1912-24-9	Atrazine	400	U
87-86-5	Pentachlorophenol	1400	
85-01-8	Phenanthrene	400	U
120-12-7	Anthracene	400	U
86-74-8	Carbazole	400	U
84-74-2	Di-n-butylphthalate	400	U
206-44-0	Fluoranthene	400	U
129-00-0	Pyrene	1600	
85-68-7	Butylbenzylphthalate	400	U
91-94-1	3,3'-Dichlorobenzidine	400	U
56-55-3	Benzo (a) anthracene	400	U
218-01-9	Chrysene	400	U
117-81-7	bis(2-Ethylhexyl)phthalate	430	
117-84-0	Di-n-octylphthalate	400	U
205-99-2	Benzo (b) fluoranthene	400	U
207-08-9	Benzo (k) fluoranthene	400	U
50-32-8	Benzo (a) pyrene	400	U
193-39-5	Indeno (1,2,3-cd) pyrene	400	U
53-70-3	Dibenzo (a,h) anthracene	400	U
191-24-2	Benzo (g,h,i) perylene	400	U

(1) - Cannot be separated from Diphenylamine

1C  
SEMIVOLATILE ORGANICS ANALYSIS DATA SHEET

EPA SAMPLE NO.

RINSATE2

Lab Name: MITKEM CORPORATION Contract: \_\_\_\_\_

Lab Code: MITKEM Case No.: \_\_\_\_\_ SAS No.: \_\_\_\_\_ SDG No.: MD0529

Matrix: (soil/water) WATER Lab Sample ID: D0529-03B

Sample wt/vol: 1000 (g/mL) ML Lab File ID: S1E4516

Level: (low/med) LOW Date Received: 05/07/05

% Moisture: \_\_\_\_\_ Decanted: (Y/N) \_\_\_\_\_ Date Extracted: 05/12/05

Concentrated Extract Volume: 1000 (uL) Date Analyzed: 05/25/05

Injection Volume: 2.0 (uL) Dilution Factor: 1.0

GPC Cleanup: (Y/N) N pH: \_\_\_\_\_ Extraction: (Type) CONT

CAS NO. COMPOUND CONCENTRATION UNITS:  
(ug/L or ug/Kg) UG/L Q

100-52-7	Benzaldehyde	10	U
108-95-2	Phenol	10	U
111-44-4	bis(2-Chloroethyl) Ether	10	U
95-57-8	2-Chlorophenol	10	U
95-48-7	2-Methylphenol	10	U
108-60-1	2,2'-oxybis(1-Chloropropane)	10	U
98-86-2	Acetophenone	10	U
106-44-5	4-Methylphenol	10	U
621-64-7	N-Nitroso-di-n-propylamine	10	U
67-72-1	Hexachloroethane	10	U
98-95-3	Nitrobenzene	10	U
78-59-1	Isophorone	10	U
88-75-5	2-Nitrophenol	10	U
105-67-9	2,4-Dimethylphenol	10	U
111-91-1	bis(2-Chloroethoxy)methane	10	U
120-83-2	2,4-Dichlorophenol	10	U
91-20-3	Naphthalene	10	U
106-47-8	4-Chloroaniline	10	U
87-68-3	Hexachlorobutadiene	10	U
105-60-2	Caprolactam	10	U
59-50-7	4-Chloro-3-Methylphenol	10	U
91-57-6	2-Methylnaphthalene	10	U
77-47-4	Hexachlorocyclopentadiene	10	U
88-06-2	2,4,6-Trichlorophenol	10	U
95-95-4	2,4,5-Trichlorophenol	25	U
92-52-4	1,1'-Biphenyl	10	U
91-58-7	2-Chloronaphthalene	10	U
88-74-4	2-Nitroaniline	25	U
131-11-3	Dimethylphthalate	10	U
606-20-2	2,6-Dinitrotoluene	10	U
208-96-8	Acenaphthylene	10	U
99-09-2	3-Nitroaniline	25	U
83-32-9	Acenaphthene	10	U

1D  
SEMIVOLATILE ORGANICS ANALYSIS DATA SHEET

EPA SAMPLE NO.

RINSATE2

Lab Name: MITKEM CORPORATION Contract: \_\_\_\_\_

Lab Code: MITKEM Case No.: \_\_\_\_\_ SAS No.: \_\_\_\_\_ SDG No.: MD0529

Matrix: (soil/water) WATER Lab Sample ID: D0529-03B

Sample wt/vol: 1000 (g/mL) ML Lab File ID: S1E4516

Level: (low/med) LOW Date Received: 05/07/05

% Moisture: \_\_\_\_\_ Decanted: (Y/N) \_\_\_\_\_ Date Extracted: 05/12/05

Concentrated Extract Volume: 1000 (uL) Date Analyzed: 05/25/05

Injection Volume: 2.0 (uL) Dilution Factor: 1.0

GPC Cleanup: (Y/N) N pH: \_\_\_\_\_ Extraction: (Type) CONT

CAS NO. COMPOUND

CONCENTRATION UNITS:  
(ug/L or ug/Kg) UG/L Q

51-28-5	2,4-Dinitrophenol	25	U
100-02-7	4-Nitrophenol	25	U
132-64-9	Dibenzofuran	10	U
121-14-2	2,4-Dinitrotoluene	10	U
84-66-2	Diethylphthalate	10	U
86-73-7	Fluorene	10	U
7005-72-3	4-Chlorophenyl-phenylether	10	U
100-01-6	4-Nitroaniline	25	U
534-52-1	4,6-Dinitro-2-methylphenol	25	U
86-30-6	N-Nitrosodiphenylamine (1)	10	U
101-55-3	4-Bromophenyl-phenylether	10	U
118-74-1	Hexachlorobenzene	10	U
1912-24-9	Atrazine	10	U
87-86-5	Pentachlorophenol	25	U
85-01-8	Phenanthrene	10	U
120-12-7	Anthracene	10	U
86-74-8	Carbazole	10	U
84-74-2	Di-n-butylphthalate	10	U
206-44-0	Fluoranthene	10	U
129-00-0	Pyrene	10	U
85-68-7	Butylbenzylphthalate	10	U
91-94-1	3,3'-Dichlorobenzidine	10	U
56-55-3	Benzo(a)anthracene	10	U
218-01-9	Chrysene	10	U
117-81-7	bis(2-Ethylhexyl)phthalate	10	U
117-84-0	Di-n-octylphthalate	10	U
205-99-2	Benzo(b)fluoranthene	10	U
207-08-9	Benzo(k)fluoranthene	10	U
50-32-8	Benzo(a)pyrene	10	U
193-39-5	Indeno(1,2,3-cd)pyrene	10	U
53-70-3	Dibenzo(a,h)anthracene	10	U
191-24-2	Benzo(g,h,i)perylene	10	U

(1) - Cannot be separated from Diphenylamine

1G  
SEMIVOLATILE ORGANICS ANALYSIS DATA SHEET  
TENTATIVELY IDENTIFIED COMPOUNDS

EPA SAMPLE NO.

RINSATE2

Lab Name: MITKEM CORPORATION Contract: \_\_\_\_\_

Lab Code: MITKEM Case No.: \_\_\_\_\_ SAS No.: \_\_\_\_\_ SDG No.: MD0529

Matrix: (soil/water) WATER Lab Sample ID: D0529-03B

Sample wt/vol: 1000 (g/mL) ML Lab File ID: S1E4516

Level: (low/med) LOW Date Received: 05/07/05

% Moisture: \_\_\_\_\_ Decanted: (Y/N) \_\_\_\_\_ Date Extracted: 05/12/05

Concentrated Extract Volume: 1000 (uL) Date Analyzed: 05/25/05

Injection Volume: 2.0 (uL) Dilution Factor: 1.0

GPC Cleanup: (Y/N) N pH: \_\_\_\_\_ Extraction: (Type) CONT

Number TICs found: 0

CONCENTRATION UNITS:  
(ug/L or ug/Kg) ug/L

CAS NUMBER	COMPOUND NAME	RT	EST. CONC.	Q
=====	=====	=====	=====	=====
1.				
2.				
3.				
4.				
5.				
6.				
7.				
8.				
9.				
10.				
11.				
12.				
13.				
14.				
15.				
16.				
17.				
18.				
19.				
20.				
21.				
22.				
23.				
24.				
25.				
26.				
27.				
28.				
29.				
30.				

1C  
SEMIVOLATILE ORGANICS ANALYSIS DATA SHEET

EPA SAMPLE NO.

S1WLCS

Lab Name: MITKEM CORPORATION Contract: \_\_\_\_\_

Lab Code: MITKEM Case No.: \_\_\_\_\_ SAS No.: \_\_\_\_\_ SDG No.: MD0529

Matrix: (soil/water) WATER Lab Sample ID: LCS-18091

Sample wt/vol: 1000 (g/mL) ML Lab File ID: S1E4508

Level: (low/med) LOW Date Received: \_\_\_\_\_

% Moisture: \_\_\_\_\_ Decanted: (Y/N) \_\_\_\_\_ Date Extracted: 05/12/05

Concentrated Extract Volume: 1000 (uL) Date Analyzed: 05/25/05

Injection Volume: 2.0 (uL) Dilution Factor: 1.0

GPC Cleanup: (Y/N) N pH: \_\_\_\_\_ Extraction: (Type) CONT

CONCENTRATION UNITS:  
(ug/L or ug/Kg) UG/L Q

CAS NO.	COMPOUND		
100-52-7	Benzaldehyde	10	U
108-95-2	Phenol	60	
111-44-4	bis(2-Chloroethyl) Ether	10	U
95-57-8	2-Chlorophenol	60	
95-48-7	2-Methylphenol	10	U
108-60-1	2,2'-oxybis(1-Chloropropane)	10	U
98-86-2	Acetophenone	10	U
106-44-5	4-Methylphenol	10	U
621-64-7	N-Nitroso-di-n-propylamine	38	
67-72-1	Hexachloroethane	10	U
98-95-3	Nitrobenzene	10	U
78-59-1	Isophorone	10	U
88-75-5	2-Nitrophenol	10	U
105-67-9	2,4-Dimethylphenol	10	U
111-91-1	bis(2-Chloroethoxy)methane	10	U
120-83-2	2,4-Dichlorophenol	10	U
91-20-3	Naphthalene	10	U
106-47-8	4-Chloroaniline	10	U
87-68-3	Hexachlorobutadiene	10	U
105-60-2	Caprolactam	10	U
59-50-7	4-Chloro-3-Methylphenol	71	
91-57-6	2-Methylnaphthalene	10	U
77-47-4	Hexachlorocyclopentadiene	10	U
88-06-2	2,4,6-Trichlorophenol	10	U
95-95-4	2,4,5-Trichlorophenol	25	U
92-52-4	1,1'-Biphenyl	10	U
91-58-7	2-Chloronaphthalene	10	U
88-74-4	2-Nitroaniline	25	U
131-11-3	Dimethylphthalate	10	U
606-20-2	2,6-Dinitrotoluene	10	U
208-96-8	Acenaphthylene	10	U
99-09-2	3-Nitroaniline	25	U
83-32-9	Acenaphthene	46	

1D  
SEMIVOLATILE ORGANICS ANALYSIS DATA SHEET

EPA SAMPLE NO.

S1WLCS

Lab Name: MITKEM CORPORATION Contract: \_\_\_\_\_

Lab Code: MITKEM Case No.: \_\_\_\_\_ SAS No.: \_\_\_\_\_ SDG No.: MD0529

Matrix: (soil/water) WATER Lab Sample ID: LCS-18091

Sample wt/vol: 1000 (g/mL) ML Lab File ID: S1E4508

Level: (low/med) LOW Date Received: \_\_\_\_\_

% Moisture: \_\_\_\_\_ Decanted: (Y/N) \_\_\_\_\_ Date Extracted: 05/12/05

Concentrated Extract Volume: 1000 (uL) Date Analyzed: 05/25/05

Injection Volume: 2.0 (uL) Dilution Factor: 1.0

GPC Cleanup: (Y/N) N pH: \_\_\_\_\_ Extraction: (Type) CONT

CONCENTRATION UNITS:  
(ug/L or ug/Kg) UG/L Q

CAS NO.	COMPOUND		
51-28-5	2,4-Dinitrophenol	25	U
100-02-7	4-Nitrophenol	75	
132-64-9	Dibenzofuran	10	U
121-14-2	2,4-Dinitrotoluene	44	
84-66-2	Diethylphthalate	10	U
86-73-7	Fluorene	10	U
7005-72-3	4-Chlorophenyl-phenylether	10	U
100-01-6	4-Nitroaniline	25	U
534-52-1	4,6-Dinitro-2-methylphenol	25	U
86-30-6	N-Nitrosodiphenylamine (1)	10	U
101-55-3	4-Bromophenyl-phenylether	10	U
118-74-1	Hexachlorobenzene	10	U
1912-24-9	Atrazine	10	U
87-86-5	Pentachlorophenol	83	E
85-01-8	Phenanthrene	10	U
120-12-7	Anthracene	10	U
86-74-8	Carbazole	10	U
84-74-2	Di-n-butylphthalate	10	U
206-44-0	Fluoranthene	10	U
129-00-0	Pyrene	44	
85-68-7	Butylbenzylphthalate	10	U
91-94-1	3,3'-Dichlorobenzidine	10	U
56-55-3	Benzo(a)anthracene	10	U
218-01-9	Chrysene	10	U
117-81-7	bis(2-Ethylhexyl)phthalate	10	U
117-84-0	Di-n-octylphthalate	10	U
205-99-2	Benzo(b)fluoranthene	10	U
207-08-9	Benzo(k)fluoranthene	10	U
50-32-8	Benzo(a)pyrene	10	U
193-39-5	Indeno(1,2,3-cd)pyrene	10	U
53-70-3	Dibenzo(a,h)anthracene	10	U
191-24-2	Benzo(g,h,i)perylene	10	U

(1) - Cannot be separated from Diphenylamine



1C  
SEMIVOLATILE ORGANICS ANALYSIS DATA SHEET

EPA SAMPLE NO.

S1WLCSD

Lab Name: MITKEM CORPORATION Contract: \_\_\_\_\_

Lab Code: MITKEM Case No.: \_\_\_\_\_ SAS No.: \_\_\_\_\_ SDG No.: MD0529

Matrix: (soil/water) WATER Lab Sample ID: LCSD-18091

Sample wt/vol: 1000 (g/mL) ML Lab File ID: S1E4509

Level: (low/med) LOW Date Received: \_\_\_\_\_

% Moisture: \_\_\_\_\_ Decanted: (Y/N) \_\_\_\_\_ Date Extracted: \_\_\_\_\_

Concentrated Extract Volume: 1000 (uL) Date Analyzed: 05/25/05

Injection Volume: 2.0 (uL) Dilution Factor: 1.0

GPC Cleanup: (Y/N) N pH: \_\_\_\_\_ Extraction: (Type) CONT

CONCENTRATION UNITS:  
(ug/L or ug/Kg) UG/L Q

CAS NO.	COMPOUND		
100-52-7	Benzaldehyde	10	U
108-95-2	Phenol	54	
111-44-4	bis(2-Chloroethyl) Ether	10	U
95-57-8	2-Chlorophenol	49	
95-48-7	2-Methylphenol	10	U
108-60-1	2,2'-oxybis(1-Chloropropane)	10	U
98-86-2	Acetophenone	10	U
106-44-5	4-Methylphenol	10	U
621-64-7	N-Nitroso-di-n-propylamine	36	
67-72-1	Hexachloroethane	10	U
98-95-3	Nitrobenzene	10	U
78-59-1	Isophorone	10	U
88-75-5	2-Nitrophenol	10	U
105-67-9	2,4-Dimethylphenol	10	U
111-91-1	bis(2-Chloroethoxy) methane	10	U
120-83-2	2,4-Dichlorophenol	10	U
91-20-3	Naphthalene	10	U
106-47-8	4-Chloroaniline	10	U
87-68-3	Hexachlorobutadiene	10	U
105-60-2	Caprolactam	10	U
59-50-7	4-Chloro-3-Methylphenol	65	
91-57-6	2-Methylnaphthalene	10	U
77-47-4	Hexachlorocyclopentadiene	10	U
88-06-2	2,4,6-Trichlorophenol	10	U
95-95-4	2,4,5-Trichlorophenol	25	U
92-52-4	1,1'-Biphenyl	10	U
91-58-7	2-Chloronaphthalene	10	U
88-74-4	2-Nitroaniline	25	U
131-11-3	Dimethylphthalate	10	U
606-20-2	2,6-Dinitrotoluene	10	U
208-96-8	Acenaphthylene	10	U
99-09-2	3-Nitroaniline	25	U
83-32-9	Acenaphthene	37	

1D  
SEMIVOLATILE ORGANICS ANALYSIS DATA SHEET

EPA SAMPLE NO.

S1WLCSO

Lab Name: MITKEM CORPORATION Contract: \_\_\_\_\_

Lab Code: MITKEM Case No.: \_\_\_\_\_ SAS No.: \_\_\_\_\_ SDG No.: MD0529

Matrix: (soil/water) WATER Lab Sample ID: LCSD-18091

Sample wt/vol: 1000 (g/mL) ML Lab File ID: S1E4509

Level: (low/med) LOW Date Received: \_\_\_\_\_

% Moisture: \_\_\_\_\_ Decanted: (Y/N) \_\_\_\_\_ Date Extracted: \_\_\_\_\_

Concentrated Extract Volume: 1000 (uL) Date Analyzed: 05/25/05

Injection Volume: 2.0 (uL) Dilution Factor: 1.0

GPC Cleanup: (Y/N) N pH: \_\_\_\_\_ Extraction: (Type) CONT

CONCENTRATION UNITS:  
(ug/L or ug/Kg) UG/L Q

CAS NO.	COMPOUND	CONCENTRATION UNITS: (ug/L or ug/Kg) <u>UG/L</u>	Q
51-28-5	2,4-Dinitrophenol	25	U
100-02-7	4-Nitrophenol	65	
132-64-9	Dibenzofuran	10	U
121-14-2	2,4-Dinitrotoluene	37	
84-66-2	Diethylphthalate	10	U
86-73-7	Fluorene	10	U
7005-72-3	4-Chlorophenyl-phenylether	10	U
100-01-6	4-Nitroaniline	25	U
534-52-1	4,6-Dinitro-2-methylphenol	25	U
86-30-6	N-Nitrosodiphenylamine (1)	10	U
101-55-3	4-Bromophenyl-phenylether	10	U
118-74-1	Hexachlorobenzene	10	U
1912-24-9	Atrazine	10	U
87-86-5	Pentachlorophenol	73	
85-01-8	Phenanthrene	10	U
120-12-7	Anthracene	10	U
86-74-8	Carbazole	10	U
84-74-2	Di-n-butylphthalate	10	U
206-44-0	Fluoranthene	10	U
129-00-0	Pyrene	47	
85-68-7	Butylbenzylphthalate	10	U
91-94-1	3,3'-Dichlorobenzidine	10	U
56-55-3	Benzo(a)anthracene	10	U
218-01-9	Chrysene	10	U
117-81-7	bis(2-Ethylhexyl)phthalate	10	U
117-84-0	Di-n-octylphthalate	10	U
205-99-2	Benzo(b)fluoranthene	10	U
207-08-9	Benzo(k)fluoranthene	10	U
50-32-8	Benzo(a)pyrene	10	U
193-39-5	Indeno(1,2,3-cd)pyrene	10	U
53-70-3	Dibenzo(a,h)anthracene	10	U
191-24-2	Benzo(g,h,i)perylene	10	U

(1) - Cannot be separated from Diphenylamine

1C  
SEMIVOLATILE ORGANICS ANALYSIS DATA SHEET

EPA SAMPLE NO.

S1XLCS

Lab Name: MITKEM CORPORATION Contract: \_\_\_\_\_

Lab Code: MITKEM Case No.: \_\_\_\_\_ SAS No.: \_\_\_\_\_ SDG No.: MD0529

Matrix: (soil/water) SOIL Lab Sample ID: LCS-18109

Sample wt/vol: 30.0(g/mL) G Lab File ID: S1E4511

Level: (low/med) LOW Date Received: \_\_\_\_\_

% Moisture: 0 Decanted: (Y/N) N Date Extracted: 05/13/05

Concentrated Extract Volume: 500(uL) Date Analyzed: 05/25/05

Injection Volume: 2.0(uL) Dilution Factor: 1.0

GPC Cleanup: (Y/N) Y pH: \_\_\_\_\_ Extraction: (Type) SONC

CONCENTRATION UNITS:  
(ug/L or ug/Kg) UG/KG Q

CAS NO.	COMPOUND		
100-52-7	Benzaldehyde	330	U
108-95-2	Phenol	1600	
111-44-4	bis(2-Chloroethyl) Ether	330	U
95-57-8	2-Chlorophenol	1600	
95-48-7	2-Methylphenol	330	U
108-60-1	2,2'-oxybis(1-Chloropropane)	330	U
98-86-2	Acetophenone	330	U
106-44-5	4-Methylphenol	330	U
621-64-7	N-Nitroso-di-n-propylamine	900	
67-72-1	Hexachloroethane	330	U
98-95-3	Nitrobenzene	330	U
78-59-1	Isophorone	330	U
88-75-5	2-Nitrophenol	330	U
105-67-9	2,4-Dimethylphenol	330	U
111-91-1	bis(2-Chloroethoxy) methane	330	U
120-83-2	2,4-Dichlorophenol	330	U
91-20-3	Naphthalene	330	U
106-47-8	4-Chloroaniline	330	U
87-68-3	Hexachlorobutadiene	330	U
105-60-2	Caprolactam	330	U
59-50-7	4-Chloro-3-Methylphenol	1700	
91-57-6	2-Methylnaphthalene	330	U
77-47-4	Hexachlorocyclopentadiene	330	U
88-06-2	2,4,6-Trichlorophenol	330	U
95-95-4	2,4,5-Trichlorophenol	830	U
92-52-4	1,1'-Biphenyl	330	U
91-58-7	2-Chloronaphthalene	330	U
88-74-4	2-Nitroaniline	830	U
131-11-3	Dimethylphthalate	330	U
606-20-2	2,6-Dinitrotoluene	330	U
208-96-8	Acenaphthylene	330	U
99-09-2	3-Nitroaniline	830	U
83-32-9	Acenaphthene	1300	

1D  
SEMIVOLATILE ORGANICS ANALYSIS DATA SHEET

EPA SAMPLE NO.

S1XLCS

Lab Name: MITKEM CORPORATION Contract: \_\_\_\_\_

Lab Code: MITKEM Case No.: \_\_\_\_\_ SAS No.: \_\_\_\_\_ SDG No.: MD0529

Matrix: (soil/water) SOIL Lab Sample ID: LCS-18109

Sample wt/vol: 30.0 (g/mL) G Lab File ID: S1E4511

Level: (low/med) LOW Date Received: \_\_\_\_\_

% Moisture: 0 Decanted: (Y/N) N Date Extracted: 05/13/05

Concentrated Extract Volume: 500 (uL) Date Analyzed: 05/25/05

Injection Volume: 2.0 (uL) Dilution Factor: 1.0

GPC Cleanup: (Y/N) Y pH: \_\_\_\_\_ Extraction: (Type) SONC

CAS NO. COMPOUND CONCENTRATION UNITS:  
(ug/L or ug/Kg) UG/KG Q

51-28-5	2,4-Dinitrophenol	830	U
100-02-7	4-Nitrophenol	1900	
132-64-9	Dibenzofuran	330	U
121-14-2	2,4-Dinitrotoluene	1200	
84-66-2	Diethylphthalate	330	U
86-73-7	Fluorene	330	U
7005-72-3	4-Chlorophenyl-phenylether	330	U
100-01-6	4-Nitroaniline	830	U
534-52-1	4,6-Dinitro-2-methylphenol	830	U
86-30-6	N-Nitrosodiphenylamine (1)	330	U
101-55-3	4-Bromophenyl-phenylether	330	U
118-74-1	Hexachlorobenzene	330	U
1912-24-9	Atrazine	330	U
87-86-5	Pentachlorophenol	1600	
85-01-8	Phenanthrene	330	U
120-12-7	Anthracene	330	U
86-74-8	Carbazole	330	U
84-74-2	Di-n-butylphthalate	330	U
206-44-0	Fluoranthene	330	U
129-00-0	Pyrene	1700	
85-68-7	Butylbenzylphthalate	330	U
91-94-1	3,3'-Dichlorobenzidine	330	U
56-55-3	Benzo(a)anthracene	330	U
218-01-9	Chrysene	330	U
117-81-7	bis(2-Ethylhexyl)phthalate	1100	
117-84-0	Di-n-octylphthalate	330	U
205-99-2	Benzo(b)fluoranthene	330	U
207-08-9	Benzo(k)fluoranthene	330	U
50-32-8	Benzo(a)pyrene	330	U
193-39-5	Indeno(1,2,3-cd)pyrene	330	U
53-70-3	Dibenzo(a,h)anthracene	330	U
191-24-2	Benzo(g,h,i)perylene	330	U

(1) - Cannot be separated from Diphenylamine

1E  
PESTICIDE ORGANICS ANALYSIS DATA SHEET

EPA SAMPLE NO.

B-390

Lab Name: MITKEM CORPORATION Contract: \_\_\_\_\_

Lab Code: MITKEM Case No.: \_\_\_\_\_ SAS No.: \_\_\_\_\_ SDG No.: D0529

Matrix: (soil/water) SOIL Lab Sample ID: D0529-01A

Sample wt/vol: 30.0(g/mL) G Lab File ID: E4C6536F

% Moisture: 17 Decanted: (Y/N) N Date Received: 05/07/05

Extraction: (Type) SONC Date Extracted: 05/13/05

Concentrated Extract Volume: 5000(uL) Date Analyzed: 05/26/05

Injection Volume: 1.0(uL) Dilution Factor: 1.0

GPC Cleanup: (Y/N) Y pH: 8.4 Sulfur Cleanup: (Y/N) Y

CONCENTRATION UNITS:  
(ug/L or ug/Kg) UG/KG Q

CAS NO.	COMPOUND		
319-84-6	alpha-BHC	2.0	U
319-85-7	beta-BHC	2.0	U
319-86-8	delta-BHC	2.0	U
58-89-9	gamma-BHC (Lindane)	2.0	U
76-44-8	Heptachlor	2.0	U
309-00-2	Aldrin	2.0	U
1024-57-3	Heptachlor epoxide	2.0	U
959-98-8	Endosulfan I	2.0	U
60-57-1	Dieldrin	4.0	U
72-55-9	4,4'-DDE	11	
72-20-8	Endrin	4.0	U
33213-65-9	Endosulfan II	4.0	U
72-54-8	4,4'-DDD	30	
1031-07-8	Endosulfan sulfate	4.0	U
50-29-3	4,4'-DDT	2.5	JP
72-43-5	Methoxychlor	20	U
53494-70-5	Endrin ketone	4.0	U
7421-93-4	Endrin aldehyde	4.0	U
5103-71-9	alpha-Chlordane	2.0	U
5103-74-2	gamma-Chlordane	2.0	U
8001-35-2	Toxaphene	200	U
12674-11-2	Aroclor-1016	40	U
11104-28-2	Aroclor-1221	81	U
11141-16-5	Aroclor-1232	40	U
53469-21-9	Aroclor-1242	40	U
12672-29-6	Aroclor-1248	40	U
11097-69-1	Aroclor-1254	40	U
11096-82-5	Aroclor-1260	40	U

1E  
PESTICIDE ORGANICS ANALYSIS DATA SHEET

EPA SAMPLE NO.

B-390MS

Lab Name: MITKEM CORPORATION Contract: \_\_\_\_\_

Lab Code: MITKEM Case No.: \_\_\_\_\_ SAS No.: \_\_\_\_\_ SDG No.: D0529

Matrix: (soil/water) SOIL Lab Sample ID: D0529-01AMS

Sample wt/vol: 30.0(g/mL) G Lab File ID: E4C6537F

% Moisture: 17 Decanted: (Y/N) N Date Received: 05/07/05

Extraction: (Type) SONC Date Extracted: 05/13/05

Concentrated Extract Volume: 5000(uL) Date Analyzed: 05/26/05

Injection Volume: 1.0(uL) Dilution Factor: 1.0

GPC Cleanup: (Y/N) Y pH: 8.4 Sulfur Cleanup: (Y/N) Y

CONCENTRATION UNITS:  
(ug/L or ug/Kg) UG/KG Q

CAS NO.	COMPOUND		
319-84-6	alpha-BHC	2.0	U
319-85-7	beta-BHC	2.0	U
319-86-8	delta-BHC	2.0	U
58-89-9	gamma-BHC (Lindane)	12	
76-44-8	Heptachlor	13	P
309-00-2	Aldrin	14	
1024-57-3	Heptachlor epoxide	2.0	U
959-98-8	Endosulfan I	2.0	U
60-57-1	Dieldrin	26	
72-55-9	4,4'-DDE	11	
72-20-8	Endrin	29	
33213-65-9	Endosulfan II	4.0	U
72-54-8	4,4'-DDD	27	
1031-07-8	Endosulfan sulfate	4.0	U
50-29-3	4,4'-DDT	26	
72-43-5	Methoxychlor	20	U
53494-70-5	Endrin ketone	4.0	U
7421-93-4	Endrin aldehyde	4.0	U
5103-71-9	alpha-Chlordane	2.0	U
5103-74-2	gamma-Chlordane	2.0	U
8001-35-2	Toxaphene	200	U
12674-11-2	Aroclor-1016	40	U
11104-28-2	Aroclor-1221	81	U
11141-16-5	Aroclor-1232	40	U
53469-21-9	Aroclor-1242	40	U
12672-29-6	Aroclor-1248	40	U
11097-69-1	Aroclor-1254	40	U
11096-82-5	Aroclor-1260	40	U

1E  
PESTICIDE ORGANICS ANALYSIS DATA SHEET

EPA SAMPLE NO.

B-390MSD

Lab Name: MITKEM CORPORATION Contract: \_\_\_\_\_

Lab Code: MITKEM Case No.: \_\_\_\_\_ SAS No.: \_\_\_\_\_ SDG No.: D0529

Matrix: (soil/water) SOIL Lab Sample ID: D0529-01AMSD

Sample wt/vol: 30.0(g/mL) G Lab File ID: E4C6538F

% Moisture: 17 Decanted: (Y/N) N Date Received: 05/07/05

Extraction: (Type) SONC Date Extracted: 05/13/05

Concentrated Extract Volume: 5000(uL) Date Analyzed: 05/26/05

Injection Volume: 1.0(uL) Dilution Factor: 1.0

GPC Cleanup: (Y/N) Y pH: 8.4 Sulfur Cleanup: (Y/N) Y

CONCENTRATION UNITS:  
(ug/L or ug/Kg) UG/KG Q

CAS NO.	COMPOUND		
319-84-6	alpha-BHC	2.0	U
319-85-7	beta-BHC	2.0	U
319-86-8	delta-BHC	2.0	U
58-89-9	gamma-BHC (Lindane)	12	
76-44-8	Heptachlor	13	
309-00-2	Aldrin	14	
1024-57-3	Heptachlor epoxide	2.0	U
959-98-8	Endosulfan I	2.0	U
60-57-1	Dieldrin	26	
72-55-9	4,4'-DDE	9.5	
72-20-8	Endrin	29	
33213-65-9	Endosulfan II	4.0	U
72-54-8	4,4'-DDD	24	
1031-07-8	Endosulfan sulfate	4.0	U
50-29-3	4,4'-DDT	29	
72-43-5	Methoxychlor	7.4	JP
53494-70-5	Endrin ketone	4.0	U
7421-93-4	Endrin aldehyde	4.0	U
5103-71-9	alpha-Chlordane	2.0	U
5103-74-2	gamma-Chlordane	2.0	U
8001-35-2	Toxaphene	200	U
12674-11-2	Aroclor-1016	40	U
11104-28-2	Aroclor-1221	81	U
11141-16-5	Aroclor-1232	40	U
53469-21-9	Aroclor-1242	40	U
12672-29-6	Aroclor-1248	40	U
11097-69-1	Aroclor-1254	40	U
11096-82-5	Aroclor-1260	40	U

1E  
PESTICIDE ORGANICS ANALYSIS DATA SHEET

EPA SAMPLE NO.

RINSATE2

Lab Name: MITKEM CORPORATION Contract: \_\_\_\_\_

Lab Code: MITKEM Case No.: \_\_\_\_\_ SAS No.: \_\_\_\_\_ SDG No.: D0529

Matrix: (soil/water) WATER Lab Sample ID: D0529-03B

Sample wt/vol: 1000 (g/mL) ML Lab File ID: E4C6535F

% Moisture: \_\_\_\_\_ Decanted: (Y/N) \_\_\_\_\_ Date Received: 05/07/05

Extraction: (Type) SEPF Date Extracted: 05/12/05

Concentrated Extract Volume: 10000 (uL) Date Analyzed: 05/26/05

Injection Volume: 1.0 (uL) Dilution Factor: 1.0

GPC Cleanup: (Y/N) N pH: \_\_\_\_\_ Sulfur Cleanup: (Y/N) Y

CONCENTRATION UNITS:  
(ug/L or ug/Kg) UG/L Q

CAS NO.	COMPOUND		
319-84-6	alpha-BHC	0.050	U
319-85-7	beta-BHC	0.050	U
319-86-8	delta-BHC	0.050	U
58-89-9	gamma-BHC (Lindane)	0.050	U
76-44-8	Heptachlor	0.050	U
309-00-2	Aldrin	0.050	U
1024-57-3	Heptachlor epoxide	0.050	U
959-98-8	Endosulfan I	0.050	U
60-57-1	Dieldrin	0.10	U
72-55-9	4,4'-DDE	0.045	JP
72-20-8	Endrin	0.10	U
33213-65-9	Endosulfan II	0.10	U
72-54-8	4,4'-DDD	0.10	U
1031-07-8	Endosulfan sulfate	0.10	U
50-29-3	4,4'-DDT	0.10	U
72-43-5	Methoxychlor	0.50	U
53494-70-5	Endrin ketone	0.10	U
7421-93-4	Endrin aldehyde	0.10	U
5103-71-9	alpha-Chlordane	0.050	U
5103-74-2	gamma-Chlordane	0.050	U
8001-35-2	Toxaphene	5.0	U
12674-11-2	Aroclor-1016	1.0	U
11104-28-2	Aroclor-1221	2.0	U
11141-16-5	Aroclor-1232	1.0	U
53469-21-9	Aroclor-1242	1.0	U
12672-29-6	Aroclor-1248	1.0	U
11097-69-1	Aroclor-1254	1.0	U
11096-82-5	Aroclor-1260	1.0	U



1E  
PESTICIDE ORGANICS ANALYSIS DATA SHEET

EPA SAMPLE NO.

P4ELCS

Lab Name: MITKEM CORPORATION Contract: \_\_\_\_\_

Lab Code: MITKEM Case No.: \_\_\_\_\_ SAS No.: \_\_\_\_\_ SDG No.: D0529

Matrix: (soil/water) SOIL Lab Sample ID: LCS-18108

Sample wt/vol: 30.0(g/mL) G Lab File ID: E4C6523F

% Moisture: 0 Decanted: (Y/N) N Date Received: \_\_\_\_\_

Extraction: (Type) SONC Date Extracted: 05/13/05

Concentrated Extract Volume: 5000(uL) Date Analyzed: 05/26/05

Injection Volume: 1.0(uL) Dilution Factor: 1.0

GPC Cleanup: (Y/N) Y pH: \_\_\_\_\_ Sulfur Cleanup: (Y/N) Y

CONCENTRATION UNITS:  
(ug/L or ug/Kg) UG/KG Q

CAS NO.	COMPOUND		
319-84-6	alpha-BHC	1.7	U
319-85-7	beta-BHC	1.7	U
319-86-8	delta-BHC	1.7	U
58-89-9	gamma-BHC (Lindane)	11	
76-44-8	Heptachlor	12	
309-00-2	Aldrin	14	
1024-57-3	Heptachlor epoxide	1.7	U
959-98-8	Endosulfan I	1.7	U
60-57-1	Dieldrin	26	
72-55-9	4,4'-DDE	3.3	U
72-20-8	Endrin	28	
33213-65-9	Endosulfan II	3.3	U
72-54-8	4,4'-DDD	3.3	U
1031-07-8	Endosulfan sulfate	3.3	U
50-29-3	4,4'-DDT	24	
72-43-5	Methoxychlor	17	U
53494-70-5	Endrin ketone	3.3	U
7421-93-4	Endrin aldehyde	3.3	U
5103-71-9	alpha-Chlordane	1.7	U
5103-74-2	gamma-Chlordane	1.7	U
8001-35-2	Toxaphene	170	U
12674-11-2	Aroclor-1016	33	U
11104-28-2	Aroclor-1221	67	U
11141-16-5	Aroclor-1232	33	U
53469-21-9	Aroclor-1242	33	U
12672-29-6	Aroclor-1248	33	U
11097-69-1	Aroclor-1254	33	U
11096-82-5	Aroclor-1260	33	U

1E  
PESTICIDE ORGANICS ANALYSIS DATA SHEET

EPA SAMPLE NO.

P4FLCS

Lab Name: MITKEM CORPORATION Contract: \_\_\_\_\_

Lab Code: MITKEM Case No.: \_\_\_\_\_ SAS No.: \_\_\_\_\_ SDG No.: D0529

Matrix: (soil/water) WATER Lab Sample ID: LCS-18090

Sample wt/vol: 1000 (g/mL) ML Lab File ID: E4C6533F

% Moisture: \_\_\_\_\_ Decanted: (Y/N) \_\_\_\_\_ Date Received: \_\_\_\_\_

Extraction: (Type) SEPF Date Extracted: 05/12/05

Concentrated Extract Volume: 10000 (uL) Date Analyzed: 05/26/05

Injection Volume: 1.0 (uL) Dilution Factor: 1.0

GPC Cleanup: (Y/N) N pH: \_\_\_\_\_ Sulfur Cleanup: (Y/N) Y

CONCENTRATION UNITS:  
(ug/L or ug/Kg) UG/L Q

CAS NO.	COMPOUND		
319-84-6	alpha-BHC	0.050	U
319-85-7	beta-BHC	0.050	U
319-86-8	delta-BHC	0.050	U
58-89-9	gamma-BHC (Lindane)	0.45	
76-44-8	Heptachlor	0.49	
309-00-2	Aldrin	0.55	
1024-57-3	Heptachlor epoxide	0.050	U
959-98-8	Endosulfan I	0.050	U
60-57-1	Dieldrin	0.99	
72-55-9	4,4'-DDE	0.10	U
72-20-8	Endrin	1.1	
33213-65-9	Endosulfan II	0.10	U
72-54-8	4,4'-DDD	0.10	U
1031-07-8	Endosulfan sulfate	0.10	U
50-29-3	4,4'-DDT	0.96	
72-43-5	Methoxychlor	0.50	U
53494-70-5	Endrin ketone	0.10	U
7421-93-4	Endrin aldehyde	0.10	U
5103-71-9	alpha-Chlordane	0.050	U
5103-74-2	gamma-Chlordane	0.050	U
8001-35-2	Toxaphene	5.0	U
12674-11-2	Aroclor-1016	1.0	U
11104-28-2	Aroclor-1221	2.0	U
11141-16-5	Aroclor-1232	1.0	U
53469-21-9	Aroclor-1242	1.0	U
12672-29-6	Aroclor-1248	1.0	U
11097-69-1	Aroclor-1254	1.0	U
11096-82-5	Aroclor-1260	1.0	U

1E  
PESTICIDE ORGANICS ANALYSIS DATA SHEET

EPA SAMPLE NO.

P4FLCSD

Lab Name: MITKEM CORPORATION Contract: \_\_\_\_\_

Lab Code: MITKEM Case No.: \_\_\_\_\_ SAS No.: \_\_\_\_\_ SDG No.: D0529

Matrix: (soil/water) WATER Lab Sample ID: LCSD-18090

Sample wt/vol: 1000 (g/mL) ML Lab File ID: E4C6534F

% Moisture: \_\_\_\_\_ Decanted: (Y/N) \_\_\_\_\_ Date Received: \_\_\_\_\_

Extraction: (Type) SEPF Date Extracted: 05/12/05

Concentrated Extract Volume: 10000 (uL) Date Analyzed: 05/26/05

Injection Volume: 1.0 (uL) Dilution Factor: 1.0

GPC Cleanup: (Y/N) N pH: \_\_\_\_\_ Sulfur Cleanup: (Y/N) Y

CONCENTRATION UNITS:  
(ug/L or ug/Kg) UG/L Q

CAS NO.	COMPOUND		
319-84-6	alpha-BHC	0.050	U
319-85-7	beta-BHC	0.050	U
319-86-8	delta-BHC	0.050	U
58-89-9	gamma-BHC (Lindane)	0.43	
76-44-8	Heptachlor	0.47	
309-00-2	Aldrin	0.53	
1024-57-3	Heptachlor epoxide	0.050	U
959-98-8	Endosulfan I	0.050	U
60-57-1	Dieldrin	0.96	
72-55-9	4,4'-DDE	0.10	U
72-20-8	Endrin	1.0	
33213-65-9	Endosulfan II	0.10	U
72-54-8	4,4'-DDD	0.10	U
1031-07-8	Endosulfan sulfate	0.10	U
50-29-3	4,4'-DDT	0.91	
72-43-5	Methoxychlor	0.50	U
53494-70-5	Endrin ketone	0.10	U
7421-93-4	Endrin aldehyde	0.10	U
5103-71-9	alpha-Chlordane	0.050	U
5103-74-2	gamma-Chlordane	0.050	U
8001-35-2	Toxaphene	5.0	U
12674-11-2	Aroclor-1016	1.0	U
11104-28-2	Aroclor-1221	2.0	U
11141-16-5	Aroclor-1232	1.0	U
53469-21-9	Aroclor-1242	1.0	U
12672-29-6	Aroclor-1248	1.0	U
11097-69-1	Aroclor-1254	1.0	U
11096-82-5	Aroclor-1260	1.0	U

## U.S. EPA - CLP

1

## INORGANIC ANALYSIS DATA SHEET

EPA SAMPLE NO

B-390

Lab Name: Mitkem CorporationContract: 3563S-04Lab Code: MITKEM

Case No.

SAS No.:

SDG No.: MD0529Matrix (soil/water): SOILLab Sample ID: D0529-01Level (low/med): MEDDate Received: 05/07/05% Solids: 83.0Concentration Units (ug/L or mg/kg dry weight): MG/KG

CAS No.	Analyte	Concentration	C	Q	M
7429-90-5	Aluminum	6640			P
7440-36-0	Antimony	0.36	U	N	P
7440-38-2	Arsenic	13.8		*	P
7440-39-3	Barium	65.1			P
7440-41-7	Beryllium	0.27	B		P
7440-43-9	Cadmium	0.28	B		P
7440-70-2	Calcium	45400		*	P
7440-47-3	Chromium	9.5		*	P
7440-48-4	Cobalt	5.7	B		P
7440-50-8	Copper	25.2		E	P
7439-89-6	Iron	18900		*	P
7439-92-1	Lead	11.0			P
7439-95-4	Magnesium	8650		*	P
7439-96-5	Manganese	583		*	P
7440-02-0	Nickel	12.6			P
7440-09-7	Potassium	704	B		P
7782-49-2	Selenium	0.54	U	N	P
7440-22-4	Silver	0.13	U	N	P
7440-23-5	Sodium	108	B		P
7440-28-0	Thallium	0.36	U		P
7440-62-2	Vanadium	12.2			P
7440-66-6	Zinc	58.0			P
7439-97-6	Mercury	0.060	U		CV
	Cyanide	0.12	U		CA

Color Before: MIX

Clarity Before:

Texture: COARSEColor After: YELLOWClarity After: CLEAR

Artifacts:

Comments:

## U.S. EPA - CLP

1

## INORGANIC ANALYSIS DATA SHEET

EPA SAMPLE NO

RINSATE2

Lab Name: Mitkem CorporationContract: 3563S-04Lab Code: MITKEM

Case No.

SAS No.:

SDG No.: MD0529Matrix (soil/water): WATERLab Sample ID: D0529-03Level (low/med): MEDDate Received: 05/07/05% Solids: 0.0Concentration Units (ug/L or mg/kg dry weight): UG/L

CAS No.	Analyte	Concentration	C	Q	M
7429-90-5	Aluminum	39.4	B		P
7440-36-0	Antimony	2.5	B		P
7440-38-2	Arsenic	2.0	U		P
7440-39-3	Barium	1.8	B		P
7440-41-7	Beryllium	0.20	U		P
7440-43-9	Cadmium	0.20	U		P
7440-70-2	Calcium	331	B		P
7440-47-3	Chromium	0.50	U		P
7440-48-4	Cobalt	0.61	B		P
7440-50-8	Copper	4.5	B		P
7439-89-6	Iron	22.7	B		P
7439-92-1	Lead	0.90	U		P
7439-95-4	Magnesium	38.7	B		P
7439-96-5	Manganese	0.85	B		P
7440-02-0	Nickel	0.83	B		P
7440-09-7	Potassium	55	U		P
7782-49-2	Selenium	3.0	U		P
7440-22-4	Silver	1.6	B		P
7440-23-5	Sodium	107	B		P
7440-28-0	Thallium	2.0	U		P
7440-62-2	Vanadium	0.40	U		P
7440-66-6	Zinc	27.3			P
7439-97-6	Mercury	0.13	U		CV
	Cyanide	2.0	U		CA

Color Before: COLORLES Clarity Before: CLEAR

Texture: \_\_\_\_\_

Color After: COLORLES Clarity After: CLEAR

Artifacts: \_\_\_\_\_

Comments:

---



---



---



---

U.S. EPA - CLP

7

LABORATORY CONTROL SAMPLE

Lab Name: Mitkem Corporation

Contract: 3563S-04

Lab Code: MITKEM

Case No.

SAS No.:

SDG No.: MD0529

Solid LCS Source:

Aqueous LCS Source:

LCS-18106

Analyte	Aqueous (ug/L)			Solid (mg/kg)				
	True	Found	%R	True	Found	C	Limits	%R
Cyanide				88.4	76.8		35.3 141.7	86.9

U.S. EPA - CLP

7

LABORATORY CONTROL SAMPLE

Lab Name: Mitkem Corporation

Contract: 3563S-04

Lab Code: MITKEM

Case No.

SAS No.:

SDG No.: MD0529

Solid LCS Source:

Aqueous LCS Source:

LCS-18174

Analyte	Aqueous (ug/L)			Solid (mg/kg)				
	True	Found	%R	True	Found	C	Limits	%R
Mercury				8.4	11.2		4.3	12.5 133.3

## U.S. EPA - CLP

7

## LABORATORY CONTROL SAMPLE

Lab Name: Mitkem CorporationContract: 3563S-04Lab Code: MITKEM

Case No.

SAS No.:

SDG No.: MD0529

Solid LCS Source:

Aqueous LCS Source:

LCS-18176

Analyte	Aqueous (ug/L)			Solid (mg/kg)				
	True	Found	%R	True	Found	C	Limits	%R
Aluminum	9100.0	9094.52	99.9					
Antimony	455.0	533.55	117.3					
Arsenic	455.0	480.65	105.6					
Barium	9100.0	9746.69	107.1					
Beryllium	227.0	238.67	105.1					
Cadmium	227.0	236.78	104.3					
Calcium	22700.0	23383.69	103.0					
Chromium	910.0	920.29	101.1					
Cobalt	2270.0	2353.13	103.7					
Copper	1130.0	1185.93	104.9					
Iron	4550.0	4562.14	100.3					
Lead	455.0	480.06	105.5					
Magnesium	22700.0	23588.05	103.9					
Manganese	2270.0	2362.62	104.1					
Nickel	2270.0	2345.41	103.3					
Potassium	22700.0	23137.87	101.9					
Selenium	455.0	483.51	106.3					
Silver	1130.0	1161.20	102.8					
Sodium	22700.0	24509.89	108.0					
Thallium	455.0	478.91	105.3					
Vanadium	2270.0	2373.20	104.5					
Zinc	2270.0	2397.28	105.6					



## U.S. EPA - CLP

7

## LABORATORY CONTROL SAMPLE

Lab Name: Mitkem CorporationContract: 3563S-04Lab Code: MITKEM

Case No.

SAS No.:

SDG No.: MD0529

Solid LCS Source:

Aqueous LCS Source:

LCS-18177

Analyte	Aqueous (ug/L)			Solid (mg/kg)				
	True	Found	%R	True	Found	C	Limits	%R
Aluminum				7270.0	6522.1		4210.1	10300.1
Antimony				52.5	30.9		6.0	117.0
Arsenic				111.0	111.5		88.5	133.0
Barium				195.0	212.0		160.0	230.0
Beryllium				62.5	62.3		51.3	73.7
Cadmium				110.0	112.4		89.7	130.0
Calcium				4120.0	3867.1		3260.2	4979.8
Chromium				154.0	153.4		121.0	187.0
Cobalt				63.3	65.3		51.8	74.8
Copper				107.0	106.8		88.1	126.0
Iron				11500.0	9133.2		6599.8	16400.2
Lead				158.0	165.3		127.0	189.0
Magnesium				2380.0	2410.4		1790.0	2970.0
Manganese				328.0	330.2		262.0	394.0
Nickel				160.0	165.7		130.0	190.0
Potassium				1880.0	1912.1		1340.1	2419.9
Selenium				94.4	91.3		71.3	117.0
Silver				102.0	91.7		62.5	142.0
Sodium				871.0	931.9	B	484.0	1260.0
Thallium				88.6	96.0		67.0	110.0
Vanadium				74.8	68.7		55.9	93.7
Zinc				187.0	199.7		148.0	226.0

2A  
WATER VOLATILE SYSTEM MONITORING COMPOUND RECOVERY

Lab Name: MITKEM CORPORATION Contract: \_\_\_\_\_

Lab Code: MITKEM Case No.: \_\_\_\_\_ SAS No.: \_\_\_\_\_ SDG No.: MD0529

	EPA SAMPLE NO.	SMC1 (TOL) #	SMC2 (BFB) #	SMC3 (DCE) #	OTHER	TOT OUT
01	VBLK6C	107	98	102		0
02	V6CLCS	96	89	101		0
03	RINSATE	106	101	106		0
04	VBLK6F	92	88	88		0
05	VHBLK6F	89	93	92		0
06						
07						
08						
09						
10						
11						
12						
13						
14						
15						
16						
17						
18						
19						
20						
21						
22						
23						
24						
25						
26						
27						
28						
29						
30						

QC LIMITS

SMC1 (TOL) = Toluene-d8 (88-110)  
 SMC2 (BFB) = Bromofluorobenzene (86-115)  
 SMC3 (DCE) = 1,2-Dichloroethane-d4 (76-114)

# Column to be used to flag recovery values

\* Values outside of contract required QC limits

2B  
SOIL VOLATILE SYSTEM MONITORING COMPOUND RECOVERY

Lab Name: MITKEM CORPORATION Contract: \_\_\_\_\_  
 Lab Code: MITKEM Case No.: \_\_\_\_\_ SAS No.: \_\_\_\_\_ SDG No.: MD0529  
 Level: (low/med) LOW

	EPA SAMPLE NO.	SMC1 (TOL) #	SMC2 (BFB) #	SMC3 (DCE) #	OTHER	TOT OUT
01	VBLK5L	102	96	104		0
02	V5LLCS	100	95	96		0
03	B-390	96	100	97		0
04	B-390MS	101	99	95		0
05	B-390MSD	99	101	99		0
06	B-330	100	140*	100		1
07						
08						
09						
10						
11						
12						
13						
14						
15						
16						
17						
18						
19						
20						
21						
22						
23						
24						
25						
26						
27						
28						
29						
30						

SMC1 (TOL) = Toluene-d8  
 SMC2 (BFB) = Bromofluorobenzene  
 SMC3 (DCE) = 1,2-Dichloroethane-d4

QC LIMITS  
 (84-138)  
 (59-113)  
 (70-121)

# Column to be used to flag recovery values

\* Values outside of contract required QC limits

2B  
SOIL VOLATILE SYSTEM MONITORING COMPOUND RECOVERY

Lab Name: MITKEM CORPORATION Contract: \_\_\_\_\_

Lab Code: MITKEM Case No.: \_\_\_\_\_ SAS No.: \_\_\_\_\_ SDG No.: MD0529

Level: (low/med) MED

	EPA SAMPLE NO.	SMC1 (TOL) #	SMC2 (BFB) #	SMC3 (DCE) #	OTHER	TOT OUT
	=====	=====	=====	=====	=====	=====
01	VBLK6E	92	90	87		0
02	V6ELCS	100	97	95		0
03	B-390DL	97	94	93		0
04	B-390DLMS	93	93	89		0
05	B-390DLMSD	101	97	96		0
06	VBLK6G	87	84	86		0
07	B-330DL	90	111	97		0
08						
09						
10						
11						
12						
13						
14						
15						
16						
17						
18						
19						
20						
21						
22						
23						
24						
25						
26						
27						
28						
29						
30						

QC LIMITS

SMC1 (TOL) = Toluene-d8 (84-138)  
 SMC2 (BFB) = Bromofluorobenzene (59-113)  
 SMC3 (DCE) = 1,2-Dichloroethane-d4 (70-121)

# Column to be used to flag recovery values

\* Values outside of contract required QC limits

2C  
WATER SEMIVOLATILE SURROGATE RECOVERY

Lab Name: MITKEM CORPORATION Contract: \_\_\_\_\_

Lab Code: MITKEM Case No.: \_\_\_\_\_ SAS No.: \_\_\_\_\_ SDG No.: MD0529

	EPA SAMPLE NO.	S1 (NBZ) #	S2 (FBP) #	S3 (TPH) #	S4 (PHL) #	S5 (2FP) #	S6 (TBP) #	S7 (2CP) #	S8 (DCB) #	TOT OUT
01	SBLK1W	83	80	95	79	79	80	82	70	0
02	S1WLCS	85	80	96	73	75	91	74	63	0
03	S1WLCSD	84	74	93	74	71	84	67	57	0
04	RINSATE2	85	73	92	81	73	76	80	69	0
05										
06										
07										
08										
09										
10										
11										
12										
13										
14										
15										
16										
17										
18										
19										
20										
21										
22										
23										
24										
25										
26										
27										
28										
29										
30										

QC LIMITS

S1 (NBZ) = Nitrobenzene-d5 (35-114)  
 S2 (FBP) = 2-Fluorobiphenyl (43-116)  
 S3 (TPH) = Terphenyl-d14 (33-141)  
 S4 (PHL) = Phenol-d5 (10-110)  
 S5 (2FP) = 2-Fluorophenol (21-110)  
 S6 (TBP) = 2,4,6-Tribromophenol (10-123)  
 S7 (2CP) = 2-Chlorophenol-d4 (33-110) (advisory)  
 S8 (DCB) = 1,2-Dichlorobenzene-d4 (16-110) (advisory)

# Column to be used to flag recovery values  
 \* Values outside of contract required QC limits  
 D Surrogate diluted out

2D  
SOIL SEMIVOLATILE SURROGATE RECOVERY

Lab Name: MITKEM CORPORATION Contract: \_\_\_\_\_

Lab Code: MITKEM Case No.: \_\_\_\_\_ SAS No.: \_\_\_\_\_ SDG No.: MD0529

Level: (low/med) LOW

	EPA SAMPLE NO. =====	S1 (NBZ) # =====	S2 (FBP) # =====	S3 (TPH) # =====	S4 (PHL) # =====	S5 (2FP) # =====	S6 (TBP) # =====	S7 (2CP) # =====	S8 (DCB) # =====	TOT OUT =====
01	SBLK1X	65	66	97	61	61	69	61	54	0
02	S1XLCS	63	72	96	58	64	73	61	54	0
03	B-390	47	54	62	45	40	44	42	37	0
04	B-390MS	57	58	76	54	52	69	52	46	0
05	B-390MSD	66	67	69	58	57	68	56	44	0
06										
07										
08										
09										
10										
11										
12										
13										
14										
15										
16										
17										
18										
19										
20										
21										
22										
23										
24										
25										
26										
27										
28										
29										
30										

QC LIMITS

S1 (NBZ) = Nitrobenzene-d5 (23-120)  
 S2 (FBP) = 2-Fluorobiphenyl (30-115)  
 S3 (TPH) = Terphenyl-d14 (18-137)  
 S4 (PHL) = Phenol-d5 (24-113)  
 S5 (2FP) = 2-Fluorophenol (25-121)  
 S6 (TBP) = 2,4,6-Tribromophenol (19-122)  
 S7 (2CP) = 2-Chlorophenol-d4 (20-130) (advisory)  
 S8 (DCB) = 1,2-Dichlorobenzene-d4 (20-130) (advisory)

# Column to be used to flag recovery values  
 \* Values outside of contract required QC limits  
 D Surrogate diluted out

2E  
WATER PESTICIDE SURROGATE RECOVERY

Lab Name: MITKEM CORPORATION Contract: \_\_\_\_\_

Lab Code: MITKEM Case No.: \_\_\_\_\_ SAS No.: \_\_\_\_\_ SDG No.: D0529

GC Column(1): CLPPEST ID: 0.53 (mm) GC Column(2): CLPPESTIID:0.53 (mm)

	EPA SAMPLE NO.	TCX 1 %REC #	TCX 2 %REC #	DCB 1 %REC #	DCB 2 %REC #	OTHER (1)	OTHER (2)	TOT OUT
	=====	=====	=====	=====	=====	=====	=====	=====
01	PBLK4F	97	98	93	78			0
02	P4FLCS	96	98	97	97			0
03	P4FLCSD	95	95	95	96			0
04	RINSATE2	97	173*	91	89			1
05								
06								
07								
08								
09								
10								
11								
12								
13								
14								
15								
16								
17								
18								
19								
20								
21								
22								
23								
24								
25								
26								
27								
28								
29								
30								

QC LIMITS

(TCX) = Tetrachloro-m-xylene (30-150)  
(DCB) = Decachlorobiphenyl (30-150)

# Column to be used to flag recovery values  
\* Values outside of QC limits  
D Surrogate diluted out

2F  
SOIL PESTICIDE SURROGATE RECOVERY

Lab Name: MITKEM CORPORATION Contract: \_\_\_\_\_

Lab Code: MITKEM Case No.: \_\_\_\_\_ SAS No.: \_\_\_\_\_ SDG No.: D0529

GC Column(1): CLPPEST ID: 0.53 (mm) GC Column(2): CLPPESTIID:0.53 (mm)

	EPA SAMPLE NO.	TCX 1 %REC #	TCX 2 %REC #	DCB 1 %REC #	DCB 2 %REC #	OTHER (1)	OTHER (2)	TOT OUT
	=====	=====	=====	=====	=====	=====	=====	=====
01	PBLK4E	84	79	89	91			0
02	P4ELCS	70	69	81	79			0
03	B-390	59	64	62	66			0
04	B-390MS	59	60	60	65			0
05	B-390MSD	59	61	63	64			0
06								
07								
08								
09								
10								
11								
12								
13								
14								
15								
16								
17								
18								
19								
20								
21								
22								
23								
24								
25								
26								
27								
28								
29								
30								

QC LIMITS

(TCX) = Tetrachloro-m-xylene (30-150)  
(DCB) = Decachlorobiphenyl (30-150)

# Column to be used to flag recovery values  
\* Values outside of QC limits  
D Surrogate diluted out



3B  
SOIL VOLATILE MATRIX SPIKE/MATRIX SPIKE DUPLICATE RECOVERY

Lab Name: MITKEM CORPORATION Contract: \_\_\_\_\_  
 Lab Code: MITKEM Case No.: \_\_\_\_\_ SAS No.: \_\_\_\_\_ SDG No.: MD0529  
 Matrix Spike - EPA Sample No.: B-390 Level: (low/med) LOW

COMPOUND	SPIKE ADDED (ug/Kg)	SAMPLE CONCENTRATION (ug/Kg)	MS CONCENTRATION (ug/Kg)	MS % REC #	QC. LIMITS REC.
1,1-Dichloroethene	7500	0.0	6300	84	59-172
Trichloroethene	7500	5	7100	95	62-137
Benzene	7500	0.0	7800	104	66-142
Toluene	7500	0.0	7900	105	59-139
Chlorobenzene	7500	0.0	8100	108	60-133

COMPOUND	SPIKE ADDED (ug/Kg)	MSD CONCENTRATION (ug/Kg)	MSD % REC #	% RPD #	QC LIMITS RPD	REC.
1,1-Dichloroethene	7500	7300	97	14	22	59-172
Trichloroethene	7500	8000	107	12	24	62-137
Benzene	7500	8800	117	12	21	66-142
Toluene	7500	8800	117	11	21	59-139
Chlorobenzene	7500	8800	117	8	21	60-133

# Column to be used to flag recovery and RPD values with an asterisk

\* Values outside of QC limits

RPD: 0 out of 5 outside limits

Spike Recovery: 0 out of 10 outside limits

COMMENTS: \_\_\_\_\_

3B  
SOIL VOLATILE MATRIX SPIKE/MATRIX SPIKE DUPLICATE RECOVERY

Lab Name: MITKEM CORPORATION Contract: \_\_\_\_\_  
 Lab Code: MITKEM Case No.: \_\_\_\_\_ SAS No.: \_\_\_\_\_ SDG No.: MD0529  
 Matrix Spike - EPA Sample No.: B-390DL Level: (low/med) MED

COMPOUND	SPIKE ADDED (ug/Kg)	SAMPLE CONCENTRATION (ug/Kg)	MS CONCENTRATION (ug/Kg)	MS % REC #	QC. LIMITS REC.
=====	=====	=====	=====	=====	=====
1,1-Dichloroethene	7500	0.0	6300	84	59-172
Trichloroethene	7500	0.0	7100	95	62-137
Benzene	7500	0.0	7800	104	66-142
Toluene	7500	0.0	7900	105	59-139
Chlorobenzene	7500	0.0	8100	108	60-133

COMPOUND	SPIKE ADDED (ug/Kg)	MSD CONCENTRATION (ug/Kg)	MSD % REC #	% RPD #	QC LIMITS	
=====	=====	=====	=====	=====	=====	=====
1,1-Dichloroethene	7500	7300	97	14	22	59-172
Trichloroethene	7500	8000	107	12	24	62-137
Benzene	7500	8800	117	12	21	66-142
Toluene	7500	8800	117	11	21	59-139
Chlorobenzene	7500	8800	117	8	21	60-133

# Column to be used to flag recovery and RPD values with an asterisk

\* Values outside of QC limits

RPD: 0 out of 5 outside limits

Spike Recovery: 0 out of 10 outside limits

COMMENTS: \_\_\_\_\_

FORM 3  
WATER VOLATILE LAB CONTROL SAMPLE

Lab Name: MITKEM CORPORATION Contract: \_\_\_\_\_  
Lab Code: MITKEM Case No.: \_\_\_\_\_ SAS No.: \_\_\_\_\_ SDG No.: MD0529  
Matrix Spike - Sample No.: V6CLCS

COMPOUND	SPIKE ADDED (ug/L)	SAMPLE CONCENTRATION (ug/L)	LCS CONCENTRATION (ug/L)	LCS % REC #	QC. LIMITS REC.
=====	=====	=====	=====	=====	=====
1,1-Dichloroethene	50		55	110	59-172
Trichloroethene	50		52	104	62-137
Benzene	50		60	120	66-142
Toluene	50		62	124	59-139
Chlorobenzene	50		63	126	60-133

# Column to be used to flag recovery and RPD values with an asterisk

\* Values outside of QC limits

RPD: 0 out of 0 outside limits

Spike Recovery: 0 out of 5 outside limits

COMMENTS: \_\_\_\_\_  
\_\_\_\_\_

FORM 3  
SOIL VOLATILE LAB CONTROL SAMPLE

Lab Name: MITKEM CORPORATION Contract: \_\_\_\_\_  
 Lab Code: MITKEM Case No.: \_\_\_\_\_ SAS No.: \_\_\_\_\_ SDG No.: MD0529  
 Matrix Spike - Sample No.: V5LLCS Level: (low/med) LOW

COMPOUND	SPIKE ADDED (ug/Kg)	SAMPLE CONCENTRATION (ug/Kg)	LCS CONCENTRATION (ug/Kg)	LCS % REC #	QC. LIMITS REC.
=====	=====	=====	=====	=====	=====
1,1-Dichloroethene	50		56	112	59-172
Trichloroethene	50		56	112	62-137
Benzene	50		57	114	66-142
Toluene	50		56	112	59-139
Chlorobenzene	50		58	116	60-133

# Column to be used to flag recovery and RPD values with an asterisk

\* Values outside of QC limits

RPD: 0 out of 0 outside limits

Spike Recovery: 0 out of 5 outside limits

COMMENTS: \_\_\_\_\_  
 \_\_\_\_\_  
 \_\_\_\_\_

FORM 3  
SOIL VOLATILE LAB CONTROL SAMPLE

Lab Name: MITKEM CORPORATION Contract: \_\_\_\_\_  
Lab Code: MITKEM Case No.: \_\_\_\_\_ SAS No.: \_\_\_\_\_ SDG No.: MD0529  
Matrix Spike - Sample No.: V6ELCS Level: (low/med) MED

COMPOUND	SPIKE ADDED (ug/Kg)	SAMPLE CONCENTRATION (ug/Kg)	LCS CONCENTRATION (ug/Kg)	LCS % REC #	QC. LIMITS REC.
=====	=====	=====	=====	=====	=====
1,1-Dichloroethene	6300		4800	76	61-145
Trichloroethene	6300		6300	100	71-120
Benzene	6300		7000	111	76-127
Toluene	6300		7100	113	76-125
Chlorobenzene	6300		7200	114	75-130

# Column to be used to flag recovery and RPD values with an asterisk

\* Values outside of QC limits

RPD: 0 out of 0 outside limits

Spike Recovery: 0 out of 5 outside limits

COMMENTS: \_\_\_\_\_  
\_\_\_\_\_

Matrix Spike - EPA Sample No.: B-390 \_\_\_\_\_ Level: (low/med) LOW

COMPOUND	SPIKE ADDED (ug/Kg)	MSD CONCENTRATION (ug/Kg)	MSD % REC #	% RPD #	QC LIMITS	
					RPD	REC.
=====	=====	=====	=====	=====	=====	=====
Phenol	3000	2100	70	15	35	26- 90
2-Chlorophenol	3000	1900	63	10	50	25-102
N-Nitroso-di-n-prop. (1)	2000	1300	65	17	38	41-126
4-Chloro-3-Methylphenol	3000	1600	53	28	33	26-103
Acenaphthene	2000	1400	70	7	19	31-137
4-Nitrophenol	3000	3000	100	31	50	11-114
2,4-Dinitrotoluene	2000	1100	55	9	47	28- 89
Pentachlorophenol	3000	1400	47	24	47	17-109
Pyrene	2000	1600	80	12	36	35-142

COMMENTS:

FORM 3  
WATER SEMIVOLATILE LAB CONTROL SAMPLE

Lab Name: MITKEM CORPORATION Contract: \_\_\_\_\_  
 Lab Code: MITKEM Case No.: \_\_\_\_\_ SAS No.: \_\_\_\_\_ SDG No.: MD0529  
 Matrix Spike - Sample No.: S1WLCS

COMPOUND	SPIKE ADDED (ug/L)	SAMPLE CONCENTRATION (ug/L)	LCS CONCENTRATION (ug/L)	LCS % REC #	QC. LIMITS REC.
Phenol	75		60	80	12-110
2-Chlorophenol	75		60	80	27-123
N-Nitroso-di-n-prop. (1)	50		38	76	41-116
4-Chloro-3-Methylphenol	75		71	95	23- 97
Acenaphthene	50		46	92	46-118
4-Nitrophenol	75		75	100*	10- 80
2,4-Dinitrotoluene	50		44	88	24- 96
Pentachlorophenol	75		83	111*	9-103
Pyrene	50		44	88	26-127

COMPOUND	SPIKE ADDED (ug/L)	LCSD CONCENTRATION (ug/L)	LCSD % REC #	% RPD #	QC LIMITS	
					RPD	REC.
Phenol	75	54	72	11	42	12-110
2-Chlorophenol	75	49	65	21	40	27-123
N-Nitroso-di-n-prop. (1)	50	36	72	5	38	41-116
4-Chloro-3-Methylphenol	75	65	87	9	42	23- 97
Acenaphthene	50	37	74	22	31	46-118
4-Nitrophenol	75	65	87*	14	50	10- 80
2,4-Dinitrotoluene	50	37	74	17	38	24- 96
Pentachlorophenol	75	73	97	13	50	9-103
Pyrene	50	47	94	7	31	26-127

(1) N-Nitroso-di-n-propylamine

# Column to be used to flag recovery and RPD values with an asterisk  
 \* Values outside of QC limits

RPD: 0 out of 9 outside limits  
 Spike Recovery: 3 out of 18 outside limits

COMMENTS: \_\_\_\_\_  
 \_\_\_\_\_

FORM 3  
SOIL SEMIVOLATILE LAB CONTROL SAMPLE

Lab Name: MITKEM CORPORATION Contract: \_\_\_\_\_  
 Lab Code: MITKEM Case No.: \_\_\_\_\_ SAS No.: \_\_\_\_\_ SDG No.: MD0529  
 Matrix Spike - Sample No.: S1XLCS Level: (low/med) LOW

COMPOUND	SPIKE ADDED (ug/Kg)	SAMPLE CONCENTRATION (ug/Kg)	LCS CONCENTRATION (ug/Kg)	LCS % REC #	QC. LIMITS REC.
=====	=====	=====	=====	=====	=====
Phenol	2500		1600	64	26- 90
2-Chlorophenol	2500		1600	64	25-102
N-Nitroso-di-n-prop. (1)	1700		900	53	41-126
4-Chloro-3-Methylphenol	2500		1700	68	26-103
Acenaphthene	1700		1300	76	31-137
4-Nitrophenol	2500		1900	76	11-114
2,4-Dinitrotoluene	1700		1200	71	28- 89
Pentachlorophenol	2500		1600	64	17-109
Pyrene	1700		1700	100	35-142

(1) N-Nitroso-di-n-propylamine

# Column to be used to flag recovery and RPD values with an asterisk  
 \* Values outside of QC limits

RPD: 0 out of 0 outside limits  
 Spike Recovery: 0 out of 9 outside limits

COMMENTS: \_\_\_\_\_  
 \_\_\_\_\_



3F  
SOIL PESTICIDE MATRIX SPIKE/MATRIX SPIKE DUPLICATE RECOVERY

Lab Name: MITKEM CORPORATION Contract: \_\_\_\_\_  
 Lab Code: MITKEM Case No.: \_\_\_\_\_ SAS No.: \_\_\_\_\_ SDG No.: D0529  
 Matrix Spike - EPA Sample No.: B-390

COMPOUND	SPIKE ADDED (ug/Kg)	SAMPLE CONCENTRATION (ug/Kg)	MS CONCENTRATION (ug/Kg)	MS % REC #	QC. LIMITS REC.
gamma-BHC (Lindane)	20	0.00	12	60	46-127
Heptachlor	20	0.00	13	65	35-130
Aldrin	20	0.00	14	70	34-132
Dieldrin	40	0.00	26	65	31-134
Endrin	40	0.00	29	73	42-139
4,4'-DDT	40	2.5	26	59	23-134

COMPOUND	SPIKE ADDED (ug/Kg)	MSD CONCENTRATION (ug/Kg)	MSD % REC #	% RPD #	QC LIMITS RPD	REC.
gamma-BHC (Lindane)	20	12	60	0	50	46-127
Heptachlor	20	13	65	0	31	35-130
Aldrin	20	14	70	0	43	34-132
Dieldrin	40	26	65	0	38	31-134
Endrin	40	29	73	0	45	42-139
4,4'-DDT	40	29	66	11	50	23-134

# Column to be used to flag recovery and RPD values with an asterisk

\* Values outside of QC limits

RPD: 0 out of 6 outside limits

Spike Recovery: 0 out of 12 outside limits

COMMENTS: \_\_\_\_\_

FORM 3  
WATER PESTICIDE LAB CONTROL SAMPLE

Lab Name: MITKEM CORPORATION Contract: \_\_\_\_\_  
 Lab Code: MITKEM Case No.: \_\_\_\_\_ SAS No.: \_\_\_\_\_ SDG No.: D0529  
 Matrix Spike - Sample No.: P4FLCS

COMPOUND	SPIKE ADDED (ug/L)	SAMPLE CONCENTRATION (ug/L)	LCS CONCENTRATION (ug/L)	LCS % REC #	QC. LIMITS REC.
gamma-BHC (Lindane)	0.50		0.45	90	56-123
Heptachlor	0.50		0.49	98	40-131
Aldrin	0.50		0.55	110	40-120
Dieldrin	1.0		0.99	99	52-126
Endrin	1.0		1.1	110	56-121
4,4'-DDT	1.0		0.96	96	38-127

COMPOUND	SPIKE ADDED (ug/L)	LCSD CONCENTRATION (ug/L)	LCSD % REC #	% RPD #	QC LIMITS	
					RPD	REC.
gamma-BHC (Lindane)	0.50	0.43	86	5	15	56-123
Heptachlor	0.50	0.47	94	4	20	40-131
Aldrin	0.50	0.53	106	4	22	40-120
Dieldrin	1.0	0.96	96	3	18	52-126
Endrin	1.0	1.0	100	10	21	56-121
4,4'-DDT	1.0	0.91	91	5	27	38-127

# Column to be used to flag recovery and RPD values with an asterisk

\* Values outside of QC limits

RPD: 0 out of 6 outside limits

Spike Recovery: 0 out of 12 outside limits

COMMENTS: \_\_\_\_\_  
 \_\_\_\_\_

FORM 3  
SOIL PESTICIDE LAB CONTROL SAMPLE

Lab Name: MITKEM CORPORATION Contract: \_\_\_\_\_  
 Lab Code: MITKEM Case No.: \_\_\_\_\_ SAS No.: \_\_\_\_\_ SDG No.: D0529  
 Matrix Spike - Sample No.: P4ELCS

COMPOUND	SPIKE ADDED (ug/Kg)	SAMPLE CONCENTRATION (ug/Kg)	LCS CONCENTRATION (ug/Kg)	LCS % REC #	QC. LIMITS REC.
=====	=====	=====	=====	=====	=====
gamma-BHC (Lindane)	17		11	65	46-127
Heptachlor	17		12	71	35-130
Aldrin	17		14	82	34-132
Dieldrin	33		26	79	31-134
Endrin	33		28	85	42-139
4,4'-DDT	33		24	73	23-134

# Column to be used to flag recovery and RPD values with an asterisk

\* Values outside of QC limits

RPD: 0 out of 0 outside limits

Spike Recovery: 0 out of 6 outside limits

COMMENTS: \_\_\_\_\_  
 \_\_\_\_\_

## U.S. EPA - CLP

5A  
SPIKE SAMPLE RECOVERY

EPA SAMPLE NO

B-390

Lab Name: Mitkem CorporationContract: 3563S-04Lab Code: MITKEM

Case No.

SAS No.:

SDG No.: MD0529Matrix (soil/water): SOILLevel (low/med): MED% Solids for Sample: 83.0Concentration Units (ug/L or mg/kg dry weight): MG/KG

Analyte	Control Limit %R	Spiked Sample Result (SSR)	C	Sample Result (SR)	C	Spike Added (SA)	%R	Q	M
Antimony	75-125	7.7201	B	0.3596	U	17.98	42.9	N	P
Arsenic	75-125	20.0887		13.7969		7.19	87.5		P
Barium	75-125	428.2479		65.1424		359.65	101.0		P
Beryllium	75-125	9.0799		0.2698	B	8.99	98.0		P
Cadmium	75-125	1.0675		0.2847	B	0.90	87.0		P
Chromium	75-125	42.4477		9.5436		35.96	91.5		P
Cobalt	75-125	93.5605		5.6579	B	89.91	97.8		P
Copper	75-125	68.1669		25.1753		44.96	95.6		P
Lead	75-125	13.8279		11.0477		3.60	77.2		P
Manganese		527.8071		583.0751		89.91	-61.5		P
Nickel	75-125	98.8829		12.6334		89.91	95.9		P
Selenium	75-125	0.5395	U	0.5395	U	1.80	0.0	N	P
Silver	75-125	4.5022		0.1259	U	8.99	50.1	N	P
Thallium	75-125	8.4597		0.3596	U	8.99	94.1		P
Vanadium	75-125	98.6980		12.2315		89.91	96.2		P
Zinc	75-125	138.7706		57.9685		89.91	89.9		P
Mercury	75-125	1.2204		0.0602	U	1.20	101.7		CV
Cyanide	75-125	6.0387		0.1158	U	5.79	104.3		CA

Comments:

## U.S. EPA - CLP

5A  
SPIKE SAMPLE RECOVERY

EPA SAMPLE NO

RINSATE2

Lab Name: Mitkem CorporationContract: 3563S-04Lab Code: MITKEM Case No.

SAS No.:

SDG No.: MD0529Matrix (soil/water): WATERLevel (low/med): MED% Solids for Sample: 0.0Concentration Units (ug/L or mg/kg dry weight): UG/L

Analyte	Control Limit %R	Spiked Sample Result (SSR) C	Sample Result (SR) C	Spike Added (SA)	%R	Q	M
Cyanide	75-125	85.0935	2.0000 U	100.00	85.1		CA

Comments:

---

---

---

---

## U.S. EPA - CLP

5B  
POST DIGEST SPIKE SAMPLE RECOVERY

EPA SAMPLE NO

B-390

Lab Name: Mitkem CorporationContract: 3563S-04Lab Code: MITKEM

Case No.

SAS No.:

SDG No.: MD0529Matrix (soil/water): SOILLevel (low/med): MED

Concentration Units: ug/L

Analyte	Control Limit %R	Spiked Sample Result (SSR) C		Sample Result (SR) C		Spike Added (SA)	%R	Q	M
Antimony		132.65		2.00	U	455.0	29.2		P
		3.00	U	3.00	U	455.0	0.0		P
Selenium									

Comments:

---

---

---

---

## U.S. EPA - CLP

6  
DUPLICATES

EPA SAMPLE NO

B-390

Lab Name: Mitkem CorporationContract: 3563S-04Lab Code: MITKEM

Case No.

SAS No.:

SDG No.: MD0529Matrix (soil/water): SOILLevel (low/med): MED% Solids for Sample: 83.0% Solids for Duplicate: 83.0Concentration Units (ug/L or mg/kg dry weight): MG/KG

Analyte	Control Limit	Sample (S)	C	Duplicate (D)	C	RPD	Q	M
Aluminum		6638.7447		5566.5979		17.6		P
Antimony		0.3596	U	0.3596	U			P
Arsenic		13.7969		9.7019		34.9	*	P
Barium	36.0	65.1424		52.8401		20.9		P
Beryllium		0.2698	B	0.2087	B	25.5		P
Cadmium		0.2847	B	0.2066	B	31.8		P
Calcium		45358.7953		24639.0322		59.2	*	P
Chromium	1.8	9.5436		7.0209		30.5	*	P
Cobalt		5.6579	B	4.6700	B	19.1		P
Copper		25.1753		22.7102		10.3		P
Iron		18899.5114		15190.9748		21.8	*	P
Lead		11.0477		9.0809		19.5		P
Magnesium	900.0	8651.3026		4420.3337		64.7	*	P
Manganese		583.0751		344.8852		51.3	*	P
Nickel	7.2	12.6334		10.6700		16.9		P
Potassium		703.7789	B	526.5231	B	28.8		P
Selenium		0.5395	U	0.5395	U			P
Silver		0.1259	U	0.1259	U			P
Sodium		108.4269	B	83.6421	B	25.8		P
Thallium		0.3596	U	0.3596	U			P
Vanadium	9.0	12.2315		7.8234	B	44.0		P
Zinc		57.9685		49.4149		15.9		P
Mercury		0.0602	U	0.0602	U			CV
Cyanide		0.1158	U	0.1158	U			CA

U.S. EPA - CLP

6  
DUPLICATES

EPA SAMPLE NO

RINSATE2

Lab Name: Mitkem Corporation

Contract: 3563S-04

Lab Code: MITKEM Case No.

SAS No.:

SDG No.: MD0529

Matrix (soil/water): WATER

Level (low/med): MED

% Solids for Sample: 0.0

% Solids for Duplicate: 0.0

Concentration Units (ug/L or mg/kg dry weight): UG/L

Analyte	Control Limit	Sample (S)	C	Duplicate (D)	C	RPD	Q	M
Cyanide		2.0000	U	2.0000	U			CA



4A  
VOLATILE METHOD BLANK SUMMARY

EPA SAMPLE NO.

VBLK5L

Lab Name: MITKEM CORPORATION Contract: \_\_\_\_\_

Lab Code: MITKEM Case No.: \_\_\_\_\_ SAS No.: \_\_\_\_\_ SDG No.: MD0529

Lab File ID: V5F9942 Lab Sample ID: MB-18114

Date Analyzed: 05/13/05 Time Analyzed: 1059

GC Column: DB-624 ID: 0.25 (mm) Heated Purge: (Y/N) Y

Instrument ID: V5

THIS METHOD BLANK APPLIES TO THE FOLLOWING SAMPLES, MS, and MSD:

	EPA SAMPLE NO.	LAB SAMPLE ID	LAB FILE ID	TIME ANALYZED
	=====	=====	=====	=====
01	V5LLCS	LCS-18114	V5F9943	1136
02	B-390	D0529-01C	V5F9951	1546
03	B-390MS	D0529-01CMS	V5F9952	1619
04	B-390MSD	D0529-01CMSD	V5F9953	1652
05	B-330	D0529-02A	V5F9954	1724
06				
07				
08				
09				
10				
11				
12				
13				
14				
15				
16				
17				
18				
19				
20				
21				
22				
23				
24				
25				
26				
27				
28				
29				
30				

COMMENTS: \_\_\_\_\_

\_\_\_\_\_

1A  
VOLATILE ORGANICS ANALYSIS DATA SHEET

EPA SAMPLE NO.

VBK5L

Lab Name: MITKEM CORPORATION Contract: \_\_\_\_\_

Lab Code: MITKEM Case No.: \_\_\_\_\_ SAS No.: \_\_\_\_\_ SDG No.: MD0529

Matrix: (soil/water) SOIL Lab Sample ID: MB-18114

Sample wt/vol: 5.0(g/mL) G Lab File ID: V5F9942

Level: (low/med) LOW Date Received: \_\_\_\_\_

% Moisture: not dec. \_\_\_\_\_ Date Analyzed: 05/13/05

GC Column: DB-624 ID: 0.25 (mm) Dilution Factor: 1.0

Soil Extract Volume: \_\_\_\_\_ (mL) Soil Aliquot Volume: \_\_\_\_\_ (uL)

CAS NO. COMPOUND CONCENTRATION UNITS:  
(ug/L or ug/Kg) UG/KG Q

75-71-8	Dichlorodifluoromethane	10	U
74-87-3	Chloromethane	10	U
75-01-4	Vinyl Chloride	10	U
74-83-9	Bromomethane	10	U
75-00-3	Chloroethane	10	U
75-69-4	Trichlorofluoromethane	10	U
75-35-4	1,1-Dichloroethene	10	U
76-13-1	1,1,2-Trichloro-1,2,2-trifluoroethane	10	U
67-64-1	Acetone	10	U
75-15-0	Carbon Disulfide	10	U
79-20-9	Methyl Acetate	10	U
75-09-2	Methylene Chloride	10	U
156-60-5	trans-1,2-Dichloroethene	10	U
1634-04-4	Methyl tert-Butyl Ether	10	U
75-34-3	1,1-Dichloroethane	10	U
156-59-2	cis-1,2-Dichloroethene	10	U
78-93-3	2-Butanone	10	U
67-66-3	Chloroform	10	U
71-55-6	1,1,1-Trichloroethane	10	U
110-82-7	Cyclohexane	10	U
56-23-5	Carbon Tetrachloride	10	U
71-43-2	Benzene	10	U
107-06-2	1,2-Dichloroethane	10	U

1B  
VOLATILE ORGANICS ANALYSIS DATA SHEET

EPA SAMPLE NO.

VBK5L

Lab Name: MITKEM CORPORATION Contract: \_\_\_\_\_

Lab Code: MITKEM Case No.: \_\_\_\_\_ SAS No.: \_\_\_\_\_ SDG No.: MD0529

Matrix: (soil/water) SOIL Lab Sample ID: MB-18114

Sample wt/vol: 5.0(g/mL) G Lab File ID: V5F9942

Level: (low/med) LOW Date Received: \_\_\_\_\_

% Moisture: not dec. \_\_\_\_\_ Date Analyzed: 05/13/05

GC Column: DB-624 ID: 0.25 (mm) Dilution Factor: 1.0

Soil Extract Volume: \_\_\_\_\_ (mL) Soil Aliquot Volume: \_\_\_\_\_ (uL)

CAS NO. COMPOUND

CONCENTRATION UNITS:  
(ug/L or ug/Kg) UG/KG Q

79-01-6	Trichloroethene	10	U
108-87-2	Methylcyclohexane	10	U
78-87-5	1,2-Dichloropropane	10	U
75-27-4	Bromodichloromethane	10	U
10061-01-5	cis-1,3-Dichloropropene	10	U
108-10-1	4-Methyl-2-Pentanone	10	U
108-88-3	Toluene	10	U
10061-02-6	trans-1,3-Dichloropropene	10	U
79-00-5	1,1,2-Trichloroethane	10	U
127-18-4	Tetrachloroethene	10	U
591-78-6	2-Hexanone	10	U
124-48-1	Dibromochloromethane	10	U
106-93-4	1,2-Dibromoethane	10	U
108-90-7	Chlorobenzene	10	U
100-41-4	Ethylbenzene	10	U
1330-20-7	Xylene (Total)	10	U
100-42-5	Styrene	10	U
75-25-2	Bromoform	10	U
98-82-8	Isopropylbenzene	10	U
79-34-5	1,1,2,2-Tetrachloroethane	10	U
541-73-1	1,3-Dichlorobenzene	10	U
106-46-7	1,4-Dichlorobenzene	10	U
95-50-1	1,2-Dichlorobenzene	10	U
96-12-8	1,2-Dibromo-3-chloropropane	10	U
120-82-1	1,2,4-Trichlorobenzene	10	U

1F  
VOLATILE ORGANICS ANALYSIS DATA SHEET  
TENTATIVELY IDENTIFIED COMPOUNDS

EPA SAMPLE NO.

VBLK5L

Lab Name: MITKEM CORPORATION Contract: \_\_\_\_\_

Lab Code: MITKEM Case No.: \_\_\_\_\_ SAS No.: \_\_\_\_\_ SDG No.: MD0529

Matrix: (soil/water) SOIL

Lab Sample ID: MB-18114

Sample wt/vol: 5.0 (g/mL) G

Lab File ID: V5F9942

Level: (low/med) LOW

Date Received: \_\_\_\_\_

% Moisture: not dec. \_\_\_\_\_

Date Analyzed: 05/13/05

GC Column: DB-624 ID: 0.25 (mm)

Dilution Factor: 1.0

Soil Extract Volume: \_\_\_\_\_ (mL)

Soil Aliquot Volume: \_\_\_\_\_ (uL)

Number TICs found: 0

CONCENTRATION UNITS:  
(ug/L or ug/Kg) ug/Kg

CAS NUMBER	COMPOUND NAME	RT	EST. CONC.	Q
1.				
2.				
3.				
4.				
5.				
6.				
7.				
8.				
9.				
10.				
11.				
12.				
13.				
14.				
15.				
16.				
17.				
18.				
19.				
20.				
21.				
22.				
23.				
24.				
25.				
26.				
27.				
28.				
29.				
30.				

4A  
VOLATILE METHOD BLANK SUMMARY

EPA SAMPLE NO.

VBLK6C

Lab Name: MITKEM CORPORATION Contract: \_\_\_\_\_

Lab Code: MITKEM Case No.: \_\_\_\_\_ SAS No.: \_\_\_\_\_ SDG No.: MD0529

Lab File ID: V6D6113 Lab Sample ID: MB-18113

Date Analyzed: 05/13/05 Time Analyzed: 1141

GC Column: DB-624 ID: 0.25 (mm) Heated Purge: (Y/N) N

Instrument ID: V6

THIS METHOD BLANK APPLIES TO THE FOLLOWING SAMPLES, MS, and MSD:

	EPA SAMPLE NO. =====	LAB SAMPLE ID =====	LAB FILE ID =====	TIME ANALYZED =====
01	V6CLCS	LCS-18113	V6D6115	1342
02	RINSATE	D0529-03A	V6D6128	2004
03				
04				
05				
06				
07				
08				
09				
10				
11				
12				
13				
14				
15				
16				
17				
18				
19				
20				
21				
22				
23				
24				
25				
26				
27				
28				
29				
30				

COMMENTS: \_\_\_\_\_

\_\_\_\_\_

1A  
VOLATILE ORGANICS ANALYSIS DATA SHEET

EPA SAMPLE NO.

VBK6C

Lab Name: MITKEM CORPORATION Contract: \_\_\_\_\_

Lab Code: MITKEM Case No.: \_\_\_\_\_ SAS No.: \_\_\_\_\_ SDG No.: MD0529

Matrix: (soil/water) WATER Lab Sample ID: MB-18113

Sample wt/vol: 5.000 (g/mL) ML Lab File ID: V6D6113

Level: (low/med) LOW Date Received: \_\_\_\_\_

% Moisture: not dec. \_\_\_\_\_ Date Analyzed: 05/13/05

GC Column: DB-624 ID: 0.25 (mm) Dilution Factor: 1.0

Soil Extract Volume: \_\_\_\_\_ (uL) Soil Aliquot Volume: \_\_\_\_\_ (uL)

CAS NO. COMPOUND

CONCENTRATION UNITS:  
(ug/L or ug/Kg) UG/L Q

75-71-8	Dichlorodifluoromethane	10	U
74-87-3	Chloromethane	10	U
75-01-4	Vinyl Chloride	10	U
74-83-9	Bromomethane	10	U
75-00-3	Chloroethane	10	U
75-69-4	Trichlorofluoromethane	10	U
75-35-4	1,1-Dichloroethene	10	U
76-13-1	1,1,2-Trichloro-1,2,2-trifluoroethane	10	U
67-64-1	Acetone	10	U
75-15-0	Carbon Disulfide	10	U
79-20-9	Methyl Acetate	10	U
75-09-2	Methylene Chloride	10	U
156-60-5	trans-1,2-Dichloroethene	10	U
1634-04-4	Methyl tert-Butyl Ether	10	U
75-34-3	1,1-Dichloroethane	10	U
156-59-2	cis-1,2-Dichloroethene	10	U
78-93-3	2-Butanone	10	U
67-66-3	Chloroform	10	U
71-55-6	1,1,1-Trichloroethane	10	U
110-82-7	Cyclohexane	10	U
56-23-5	Carbon Tetrachloride	10	U
71-43-2	Benzene	10	U
107-06-2	1,2-Dichloroethane	10	U

1B  
VOLATILE ORGANICS ANALYSIS DATA SHEET

EPA SAMPLE NO.

VBLK6C

Lab Name: MITKEM CORPORATION Contract: \_\_\_\_\_

Lab Code: MITKEM Case No.: \_\_\_\_\_ SAS No.: \_\_\_\_\_ SDG No.: MD0529

Matrix: (soil/water) WATER Lab Sample ID: MB-18113

Sample wt/vol: 5.000 (g/mL) ML Lab File ID: V6D6113

Level: (low/med) LOW Date Received: \_\_\_\_\_

% Moisture: not dec. \_\_\_\_\_ Date Analyzed: 05/13/05

GC Column: DB-624 ID: 0.25 (mm) Dilution Factor: 1.0

Soil Extract Volume: \_\_\_\_\_ (uL) Soil Aliquot Volume: \_\_\_\_\_ (uL)

CAS NO. COMPOUND

CONCENTRATION UNITS:  
(ug/L or ug/Kg) UG/L Q

79-01-6	Trichloroethene	10	U
108-87-2	Methylcyclohexane	10	U
78-87-5	1,2-Dichloropropane	10	U
75-27-4	Bromodichloromethane	10	U
10061-01-5	cis-1,3-Dichloropropene	10	U
108-10-1	4-Methyl-2-Pentanone	10	U
108-88-3	Toluene	10	U
10061-02-6	trans-1,3-Dichloropropene	10	U
79-00-5	1,1,2-Trichloroethane	10	U
127-18-4	Tetrachloroethene	10	U
591-78-6	2-Hexanone	10	U
124-48-1	Dibromochloromethane	10	U
106-93-4	1,2-Dibromoethane	10	U
108-90-7	Chlorobenzene	10	U
100-41-4	Ethylbenzene	10	U
1330-20-7	Xylene (Total)	10	U
100-42-5	Styrene	10	U
75-25-2	Bromoform	10	U
98-82-8	Isopropylbenzene	10	U
79-34-5	1,1,2,2-Tetrachloroethane	10	U
541-73-1	1,3-Dichlorobenzene	10	U
106-46-7	1,4-Dichlorobenzene	10	U
95-50-1	1,2-Dichlorobenzene	10	U
96-12-8	1,2-Dibromo-3-chloropropane	10	U
120-82-1	1,2,4-Trichlorobenzene	10	U

1F  
VOLATILE ORGANICS ANALYSIS DATA SHEET  
TENTATIVELY IDENTIFIED COMPOUNDS

EPA SAMPLE NO.

VBLK6C

Lab Name: MITKEM CORPORATION Contract: \_\_\_\_\_

Lab Code: MITKEM Case No.: \_\_\_\_\_ SAS No.: \_\_\_\_\_ SDG No.: MD0529

Matrix: (soil/water) WATER

Lab Sample ID: MB-18113

Sample wt/vol: 5.000 (g/mL) ML

Lab File ID: V6D6113

Level: (low/med) LOW

Date Received: \_\_\_\_\_

% Moisture: not dec. \_\_\_\_\_

Date Analyzed: 05/13/05

GC Column: DB-624 ID: 0.25 (mm)

Dilution Factor: 1.0

Soil Extract Volume: \_\_\_\_\_ (uL)

Soil Aliquot Volume: \_\_\_\_\_ (uL)

Number TICs found: 0

CONCENTRATION UNITS:  
(ug/L or ug/Kg) ug/L

CAS NUMBER	COMPOUND NAME	RT	EST. CONC.	Q
=====	=====	=====	=====	=====
1.				
2.				
3.				
4.				
5.				
6.				
7.				
8.				
9.				
10.				
11.				
12.				
13.				
14.				
15.				
16.				
17.				
18.				
19.				
20.				
21.				
22.				
23.				
24.				
25.				
26.				
27.				
28.				
29.				
30.				



4A  
VOLATILE METHOD BLANK SUMMARY

EPA SAMPLE NO.

VBLK6E

Lab Name: MITKEM CORPORATION Contract: \_\_\_\_\_

Lab Code: MITKEM Case No.: \_\_\_\_\_ SAS No.: \_\_\_\_\_ SDG No.: MD0529

Lab File ID: V6D6148 Lab Sample ID: MB-18128

Date Analyzed: 05/16/05 Time Analyzed: 1456

GC Column: DB-624 ID: 0.25 (mm) Heated Purge: (Y/N) N

Instrument ID: V6

THIS METHOD BLANK APPLIES TO THE FOLLOWING SAMPLES, MS, and MSD:

	EPA SAMPLE NO.	LAB SAMPLE ID	LAB FILE ID	TIME ANALYZED
	=====	=====	=====	=====
01	V6ELCS	LCS-18128	V6D6149	1531
02	B-390DL	D0529-01CDL	V6D6156	1848
03	B-390DLMS	D0529-01CDLMS	V6D6157	1914
04	B-390DLMSD	D0529-01CDLMSD	V6D6158	1941
05				
06				
07				
08				
09				
10				
11				
12				
13				
14				
15				
16				
17				
18				
19				
20				
21				
22				
23				
24				
25				
26				
27				
28				
29				
30				

COMMENTS: \_\_\_\_\_

\_\_\_\_\_

1A  
VOLATILE ORGANICS ANALYSIS DATA SHEET

EPA SAMPLE NO.

VBLK6E

Lab Name: MITKEM CORPORATION Contract: \_\_\_\_\_

Lab Code: MITKEM Case No.: \_\_\_\_\_ SAS No.: \_\_\_\_\_ SDG No.: MD0529

Matrix: (soil/water) SOIL Lab Sample ID: MB-18128

Sample wt/vol: 4.0(g/mL) G Lab File ID: V6D6148

Level: (low/med) MED Date Received: \_\_\_\_\_

% Moisture: not dec. \_\_\_\_\_ Date Analyzed: 05/16/05

GC Column: DB-624 ID: 0.25 (mm) Dilution Factor: 1.0

Soil Extract Volume: 10000(uL) Soil Aliquot Volume: 100(uL)

CONCENTRATION UNITS:  
(ug/L or ug/Kg) UG/KG Q

CAS NO.	COMPOUND		
75-71-8	Dichlorodifluoromethane	1300	U
74-87-3	Chloromethane	1300	U
75-01-4	Vinyl Chloride	1300	U
74-83-9	Bromomethane	1300	U
75-00-3	Chloroethane	1300	U
75-69-4	Trichlorofluoromethane	1300	U
75-35-4	1,1-Dichloroethene	1300	U
76-13-1	1,1,2-Trichloro-1,2,2-trifluoroethane	1300	U
67-64-1	Acetone	1300	U
75-15-0	Carbon Disulfide	1300	U
79-20-9	Methyl Acetate	1300	U
75-09-2	Methylene Chloride	1300	U
156-60-5	trans-1,2-Dichloroethene	1300	U
1634-04-4	Methyl tert-Butyl Ether	1300	U
75-34-3	1,1-Dichloroethane	1300	U
156-59-2	cis-1,2-Dichloroethene	1300	U
78-93-3	2-Butanone	1300	U
67-66-3	Chloroform	1300	U
71-55-6	1,1,1-Trichloroethane	1300	U
110-82-7	Cyclohexane	1300	U
56-23-5	Carbon Tetrachloride	1300	U
71-43-2	Benzene	1300	U
107-06-2	1,2-Dichloroethane	1300	U

1B  
VOLATILE ORGANICS ANALYSIS DATA SHEET

EPA SAMPLE NO.

VBK6E

Lab Name: MITKEM CORPORATION

Contract: \_\_\_\_\_

Lab Code: MITKEM

Case No.: \_\_\_\_\_

SAS No.: \_\_\_\_\_

SDG No.: MD0529

Matrix: (soil/water) SOIL

Lab Sample ID: MB-18128

Sample wt/vol: 4.0 (g/mL) G

Lab File ID: V6D6148

Level: (low/med) MED

Date Received: \_\_\_\_\_

% Moisture: not dec. \_\_\_\_\_

Date Analyzed: 05/16/05

GC Column: DB-624 ID: 0.25 (mm)

Dilution Factor: 1.0

Soil Extract Volume: 10000 (uL)

Soil Aliquot Volume: 100 (uL)

CAS NO. COMPOUND

CONCENTRATION UNITS:  
(ug/L or ug/Kg) UG/KG Q

79-01-6	Trichloroethene	1300	U
108-87-2	Methylcyclohexane	1300	U
78-87-5	1,2-Dichloropropane	1300	U
75-27-4	Bromodichloromethane	1300	U
10061-01-5	cis-1,3-Dichloropropene	1300	U
108-10-1	4-Methyl-2-Pentanone	1300	U
108-88-3	Toluene	1300	U
10061-02-6	trans-1,3-Dichloropropene	1300	U
79-00-5	1,1,2-Trichloroethane	1300	U
127-18-4	Tetrachloroethene	1300	U
591-78-6	2-Hexanone	1300	U
124-48-1	Dibromochloromethane	1300	U
106-93-4	1,2-Dibromoethane	1300	U
108-90-7	Chlorobenzene	1300	U
100-41-4	Ethylbenzene	1300	U
1330-20-7	Xylene (Total)	1300	U
100-42-5	Styrene	1300	U
75-25-2	Bromoform	1300	U
98-82-8	Isopropylbenzene	1300	U
79-34-5	1,1,2,2-Tetrachloroethane	1300	U
541-73-1	1,3-Dichlorobenzene	1300	U
106-46-7	1,4-Dichlorobenzene	1300	U
95-50-1	1,2-Dichlorobenzene	1300	U
96-12-8	1,2-Dibromo-3-chloropropane	1300	U
120-82-1	1,2,4-Trichlorobenzene	1300	U

1F  
VOLATILE ORGANICS ANALYSIS DATA SHEET  
TENTATIVELY IDENTIFIED COMPOUNDS

EPA SAMPLE NO.

VBK6E

Lab Name: MITKEM CORPORATION Contract: \_\_\_\_\_

Lab Code: MITKEM Case No.: \_\_\_\_\_ SAS No.: \_\_\_\_\_ SDG No.: MD0529

Matrix: (soil/water) SOIL Lab Sample ID: MB-18128

Sample wt/vol: 4.0 (g/mL) G Lab File ID: V6D6148

Level: (low/med) MED Date Received: \_\_\_\_\_

% Moisture: not dec. \_\_\_\_\_ Date Analyzed: 05/16/05

GC Column: DB-624 ID: 0.25 (mm) Dilution Factor: 1.0

Soil Extract Volume: 10000 (uL) Soil Aliquot Volume: 100 (uL)

Number TICs found: 0

CONCENTRATION UNITS:  
(ug/L or ug/Kg) ug/Kg

CAS NUMBER	COMPOUND NAME	RT	EST. CONC.	Q
1.				
2.				
3.				
4.				
5.				
6.				
7.				
8.				
9.				
10.				
11.				
12.				
13.				
14.				
15.				
16.				
17.				
18.				
19.				
20.				
21.				
22.				
23.				
24.				
25.				
26.				
27.				
28.				
29.				
30.				

4A  
VOLATILE METHOD BLANK SUMMARY

EPA SAMPLE NO.

VBLK6F

Lab Name: MITKEM CORPORATION Contract: \_\_\_\_\_

Lab Code: MITKEM Case No.: \_\_\_\_\_ SAS No.: \_\_\_\_\_ SDG No.: MD0529

Lab File ID: V6D6172 Lab Sample ID: MB-18151

Date Analyzed: 05/17/05 Time Analyzed: 1055

GC Column: DB-624 ID: 0.25 (mm) Heated Purge: (Y/N) N

Instrument ID: V6

THIS METHOD BLANK APPLIES TO THE FOLLOWING SAMPLES, MS, and MSD:

	EPA SAMPLE NO.	LAB SAMPLE ID	LAB FILE ID	TIME ANALYZED
01	VHBLK6F	VHBLK6F	V6D6177	1443
02				
03				
04				
05				
06				
07				
08				
09				
10				
11				
12				
13				
14				
15				
16				
17				
18				
19				
20				
21				
22				
23				
24				
25				
26				
27				
28				
29				
30				

COMMENTS: \_\_\_\_\_

\_\_\_\_\_

1A  
VOLATILE ORGANICS ANALYSIS DATA SHEET

EPA SAMPLE NO.

VBK6F

Lab Name: MITKEM CORPORATION Contract: \_\_\_\_\_

Lab Code: MITKEM Case No.: \_\_\_\_\_ SAS No.: \_\_\_\_\_ SDG No.: MD0529

Matrix: (soil/water) WATER Lab Sample ID: MB-18151

Sample wt/vol: 5.000 (g/mL) ML Lab File ID: V6D6172

Level: (low/med) LOW Date Received: \_\_\_\_\_

% Moisture: not dec. \_\_\_\_\_ Date Analyzed: 05/17/05

GC Column: DB-624 ID: 0.25 (mm) Dilution Factor: 1.0

Soil Extract Volume: \_\_\_\_\_ (uL) Soil Aliquot Volume: \_\_\_\_\_ (uL)

CAS NO. COMPOUND

CONCENTRATION UNITS:  
(ug/L or ug/Kg) UG/L Q

75-71-8	Dichlorodifluoromethane	10	U
74-87-3	Chloromethane	10	U
75-01-4	Vinyl Chloride	10	U
74-83-9	Bromomethane	10	U
75-00-3	Chloroethane	10	U
75-69-4	Trichlorofluoromethane	10	U
75-35-4	1,1-Dichloroethene	10	U
76-13-1	1,1,2-Trichloro-1,2,2-trifluoroethane	10	U
67-64-1	Acetone	10	U
75-15-0	Carbon Disulfide	10	U
79-20-9	Methyl Acetate	10	U
75-09-2	Methylene Chloride	10	U
156-60-5	trans-1,2-Dichloroethene	10	U
1634-04-4	Methyl tert-Butyl Ether	10	U
75-34-3	1,1-Dichloroethane	10	U
156-59-2	cis-1,2-Dichloroethene	10	U
78-93-3	2-Butanone	10	U
67-66-3	Chloroform	10	U
71-55-6	1,1,1-Trichloroethane	10	U
110-82-7	Cyclohexane	10	U
56-23-5	Carbon Tetrachloride	10	U
71-43-2	Benzene	10	U
107-06-2	1,2-Dichloroethane	10	U

1B  
VOLATILE ORGANICS ANALYSIS DATA SHEET

EPA SAMPLE NO.

VBLK6F

Lab Name: MITKEM CORPORATION Contract: \_\_\_\_\_

Lab Code: MITKEM Case No.: \_\_\_\_\_ SAS No.: \_\_\_\_\_ SDG No.: MD0529

Matrix: (soil/water) WATER Lab Sample ID: MB-18151

Sample wt/vol: 5.000 (g/mL) ML Lab File ID: V6D6172

Level: (low/med) LOW Date Received: \_\_\_\_\_

% Moisture: not dec. \_\_\_\_\_ Date Analyzed: 05/17/05

GC Column: DB-624 ID: 0.25 (mm) Dilution Factor: 1.0

Soil Extract Volume: \_\_\_\_\_ (uL) Soil Aliquot Volume: \_\_\_\_\_ (uL)

CAS NO. COMPOUND CONCENTRATION UNITS:  
(ug/L or ug/Kg) UG/L Q

79-01-6	Trichloroethene	10	U
108-87-2	Methylcyclohexane	10	U
78-87-5	1,2-Dichloropropane	10	U
75-27-4	Bromodichloromethane	10	U
10061-01-5	cis-1,3-Dichloropropene	10	U
108-10-1	4-Methyl-2-Pentanone	10	U
108-88-3	Toluene	10	U
10061-02-6	trans-1,3-Dichloropropene	10	U
79-00-5	1,1,2-Trichloroethane	10	U
127-18-4	Tetrachloroethene	10	U
591-78-6	2-Hexanone	10	U
124-48-1	Dibromochloromethane	10	U
106-93-4	1,2-Dibromoethane	10	U
108-90-7	Chlorobenzene	10	U
100-41-4	Ethylbenzene	10	U
1330-20-7	Xylene (Total)	10	U
100-42-5	Styrene	10	U
75-25-2	Bromoform	10	U
98-82-8	Isopropylbenzene	10	U
79-34-5	1,1,2,2-Tetrachloroethane	10	U
541-73-1	1,3-Dichlorobenzene	10	U
106-46-7	1,4-Dichlorobenzene	10	U
95-50-1	1,2-Dichlorobenzene	10	U
96-12-8	1,2-Dibromo-3-chloropropane	10	U
120-82-1	1,2,4-Trichlorobenzene	10	U

1F  
VOLATILE ORGANICS ANALYSIS DATA SHEET  
TENTATIVELY IDENTIFIED COMPOUNDS

EPA SAMPLE NO.

VBLK6F

Lab Name: MITKEM CORPORATION Contract: \_\_\_\_\_

Lab Code: MITKEM Case No.: \_\_\_\_\_ SAS No.: \_\_\_\_\_ SDG No.: MD0529

Matrix: (soil/water) WATER Lab Sample ID: MB-18151

Sample wt/vol: 5.000 (g/mL) ML Lab File ID: V6D6172

Level: (low/med) LOW Date Received: \_\_\_\_\_

% Moisture: not dec. \_\_\_\_\_ Date Analyzed: 05/17/05

GC Column: DB-624 ID: 0.25 (mm) Dilution Factor: 1.0

Soil Extract Volume: \_\_\_\_\_ (uL) Soil Aliquot Volume: \_\_\_\_\_ (uL)

Number TICs found: 0

CONCENTRATION UNITS:  
(ug/L or ug/Kg) ug/L

CAS NUMBER	COMPOUND NAME	RT	EST. CONC.	Q
1.				
2.				
3.				
4.				
5.				
6.				
7.				
8.				
9.				
10.				
11.				
12.				
13.				
14.				
15.				
16.				
17.				
18.				
19.				
20.				
21.				
22.				
23.				
24.				
25.				
26.				
27.				
28.				
29.				
30.				



4A  
VOLATILE METHOD BLANK SUMMARY

EPA SAMPLE NO.

VBK6G

Lab Name: MITKEM CORPORATION Contract: \_\_\_\_\_  
 Lab Code: MITKEM Case No.: \_\_\_\_\_ SAS No.: \_\_\_\_\_ SDG No.: MD0529  
 Lab File ID: V6D6173 Lab Sample ID: MB-18152  
 Date Analyzed: 05/17/05 Time Analyzed: 1121  
 GC Column: DB-624 ID: 0.25 (mm) Heated Purge: (Y/N) N  
 Instrument ID: V6

THIS METHOD BLANK APPLIES TO THE FOLLOWING SAMPLES, MS, and MSD:

	EPA SAMPLE NO.	LAB SAMPLE ID	LAB FILE ID	TIME ANALYZED
01	B-330DL	D0529-02ADL	V6D6175	1331
02				
03				
04				
05				
06				
07				
08				
09				
10				
11				
12				
13				
14				
15				
16				
17				
18				
19				
20				
21				
22				
23				
24				
25				
26				
27				
28				
29				
30				

COMMENTS: \_\_\_\_\_  
 \_\_\_\_\_

1A  
VOLATILE ORGANICS ANALYSIS DATA SHEET

EPA SAMPLE NO.

VBK6G

Lab Name: MITKEM CORPORATION

Contract: \_\_\_\_\_

Lab Code: MITKEM Case No.: \_\_\_\_\_

SAS No.: \_\_\_\_\_ SDG No.: MD0529

Matrix: (soil/water) SOIL

Lab Sample ID: MB-18152

Sample wt/vol: 4.0(g/mL) G

Lab File ID: V6D6173

Level: (low/med) MED

Date Received: \_\_\_\_\_

% Moisture: not dec. \_\_\_\_\_

Date Analyzed: 05/17/05

GC Column: DB-624 ID: 0.25 (mm)

Dilution Factor: 1.0

Soil Extract Volume: 10000(uL)

Soil Aliquot Volume: 100(uL)

CAS NO. COMPOUND

CONCENTRATION UNITS:  
(ug/L or ug/Kg) UG/KG Q

75-71-8	Dichlorodifluoromethane	1300	U
74-87-3	Chloromethane	1300	U
75-01-4	Vinyl Chloride	1300	U
74-83-9	Bromomethane	1300	U
75-00-3	Chloroethane	1300	U
75-69-4	Trichlorofluoromethane	1300	U
75-35-4	1,1-Dichloroethene	1300	U
76-13-1	1,1,2-Trichloro-1,2,2-trifluoroethane	1300	U
67-64-1	Acetone	1300	U
75-15-0	Carbon Disulfide	1300	U
79-20-9	Methyl Acetate	1300	U
75-09-2	Methylene Chloride	1300	U
156-60-5	trans-1,2-Dichloroethene	1300	U
1634-04-4	Methyl tert-Butyl Ether	1300	U
75-34-3	1,1-Dichloroethane	1300	U
156-59-2	cis-1,2-Dichloroethene	1300	U
78-93-3	2-Butanone	1300	U
67-66-3	Chloroform	1300	U
71-55-6	1,1,1-Trichloroethane	1300	U
110-82-7	Cyclohexane	1300	U
56-23-5	Carbon Tetrachloride	1300	U
71-43-2	Benzene	1300	U
107-06-2	1,2-Dichloroethane	1300	U

1B  
VOLATILE ORGANICS ANALYSIS DATA SHEET

EPA SAMPLE NO.

VBLK6G

Lab Name: MITKEM CORPORATION Contract: \_\_\_\_\_

Lab Code: MITKEM Case No.: \_\_\_\_\_ SAS No.: \_\_\_\_\_ SDG No.: MD0529

Matrix: (soil/water) SOIL Lab Sample ID: MB-18152

Sample wt/vol: 4.0(g/mL) G Lab File ID: V6D6173

Level: (low/med) MED Date Received: \_\_\_\_\_

% Moisture: not dec. \_\_\_\_\_ Date Analyzed: 05/17/05

GC Column: DB-624 ID: 0.25 (mm) Dilution Factor: 1.0

Soil Extract Volume: 10000 (uL) Soil Aliquot Volume: 100 (uL)

CAS NO. COMPOUND

CONCENTRATION UNITS:  
(ug/L or ug/Kg) UG/KG Q

79-01-6	Trichloroethene	1300	U
108-87-2	Methylcyclohexane	1300	U
78-87-5	1,2-Dichloropropane	1300	U
75-27-4	Bromodichloromethane	1300	U
10061-01-5	cis-1,3-Dichloropropene	1300	U
108-10-1	4-Methyl-2-Pentanone	1300	U
108-88-3	Toluene	1300	U
10061-02-6	trans-1,3-Dichloropropene	1300	U
79-00-5	1,1,2-Trichloroethane	1300	U
127-18-4	Tetrachloroethene	1300	U
591-78-6	2-Hexanone	1300	U
124-48-1	Dibromochloromethane	1300	U
106-93-4	1,2-Dibromoethane	1300	U
108-90-7	Chlorobenzene	1300	U
100-41-4	Ethylbenzene	1300	U
1330-20-7	Xylene (Total)	1300	U
100-42-5	Styrene	1300	U
75-25-2	Bromoform	1300	U
98-82-8	Isopropylbenzene	1300	U
79-34-5	1,1,2,2-Tetrachloroethane	1300	U
541-73-1	1,3-Dichlorobenzene	1300	U
106-46-7	1,4-Dichlorobenzene	1300	U
95-50-1	1,2-Dichlorobenzene	1300	U
96-12-8	1,2-Dibromo-3-chloropropane	1300	U
120-82-1	1,2,4-Trichlorobenzene	1300	U

1F  
VOLATILE ORGANICS ANALYSIS DATA SHEET  
TENTATIVELY IDENTIFIED COMPOUNDS

EPA SAMPLE NO.

VBLK6G

Lab Name: MITKEM CORPORATION Contract: \_\_\_\_\_

Lab Code: MITKEM Case No.: \_\_\_\_\_ SAS No.: \_\_\_\_\_ SDG No.: MD0529

Matrix: (soil/water) SOIL Lab Sample ID: MB-18152

Sample wt/vol: 4.0 (g/mL) G Lab File ID: V6D6173

Level: (low/med) MED Date Received: \_\_\_\_\_

% Moisture: not dec. \_\_\_\_\_ Date Analyzed: 05/17/05

GC Column: DB-624 ID: 0.25 (mm) Dilution Factor: 1.0

Soil Extract Volume: 10000 (uL) Soil Aliquot Volume: 100 (uL)

Number TICs found: 0

CONCENTRATION UNITS:  
(ug/L or ug/Kg) ug/Kg

CAS NUMBER	COMPOUND NAME	RT	EST. CONC.	Q
1.				
2.				
3.				
4.				
5.				
6.				
7.				
8.				
9.				
10.				
11.				
12.				
13.				
14.				
15.				
16.				
17.				
18.				
19.				
20.				
21.				
22.				
23.				
24.				
25.				
26.				
27.				
28.				
29.				
30.				

1A  
VOLATILE ORGANICS ANALYSIS DATA SHEET

EPA SAMPLE NO.

VHBLK6F

Lab Name: MITKEM CORPORATION Contract: \_\_\_\_\_

Lab Code: MITKEM Case No.: \_\_\_\_\_ SAS No.: \_\_\_\_\_ SDG No.: MD0529

Matrix: (soil/water) WATER Lab Sample ID: VHBLK6F

Sample wt/vol: 5.000 (g/mL) ML Lab File ID: V6D6177

Level: (low/med) LOW Date Received: 05/07/05

% Moisture: not dec. \_\_\_\_\_ Date Analyzed: 05/17/05

GC Column: DB-624 ID: 0.25 (mm) Dilution Factor: 1.0

Soil Extract Volume: \_\_\_\_\_ (uL) Soil Aliquot Volume: \_\_\_\_\_ (uL)

CAS NO. COMPOUND CONCENTRATION UNITS:  
(ug/L or ug/Kg) UG/L Q

75-71-8	Dichlorodifluoromethane	10	U
74-87-3	Chloromethane	10	U
75-01-4	Vinyl Chloride	10	U
74-83-9	Bromomethane	10	U
75-00-3	Chloroethane	10	U
75-69-4	Trichlorofluoromethane	10	U
75-35-4	1,1-Dichloroethene	10	U
76-13-1	1,1,2-Trichloro-1,2,2-trifluoroethane	10	U
67-64-1	Acetone	10	U
75-15-0	Carbon Disulfide	10	U
79-20-9	Methyl Acetate	10	U
75-09-2	Methylene Chloride	10	U
156-60-5	trans-1,2-Dichloroethene	10	U
1634-04-4	Methyl tert-Butyl Ether	10	U
75-34-3	1,1-Dichloroethane	10	U
156-59-2	cis-1,2-Dichloroethene	10	U
78-93-3	2-Butanone	10	U
67-66-3	Chloroform	10	U
71-55-6	1,1,1-Trichloroethane	10	U
110-82-7	Cyclohexane	10	U
56-23-5	Carbon Tetrachloride	10	U
71-43-2	Benzene	10	U
107-06-2	1,2-Dichloroethane	10	U

1B  
VOLATILE ORGANICS ANALYSIS DATA SHEET

EPA SAMPLE NO.

VHBLK6F

Lab Name: MITKEM CORPORATION

Contract: \_\_\_\_\_

Lab Code: MITKEM

Case No.: \_\_\_\_\_

SAS No.: \_\_\_\_\_

SDG No.: MD0529

Matrix: (soil/water) WATER

Lab Sample ID: VHBLK6F

Sample wt/vol: 5.000 (g/mL) ML

Lab File ID: V6D6177

Level: (low/med) LOW

Date Received: 05/07/05

% Moisture: not dec. \_\_\_\_\_

Date Analyzed: 05/17/05

GC Column: DB-624 ID: 0.25 (mm)

Dilution Factor: 1.0

Soil Extract Volume: \_\_\_\_\_ (uL)

Soil Aliquot Volume: \_\_\_\_\_ (uL)

CAS NO.

COMPOUND

CONCENTRATION UNITS:  
(ug/L or ug/Kg) UG/L Q

79-01-6	Trichloroethene	10	U
108-87-2	Methylcyclohexane	10	U
78-87-5	1,2-Dichloropropane	10	U
75-27-4	Bromodichloromethane	10	U
10061-01-5	cis-1,3-Dichloropropene	10	U
108-10-1	4-Methyl-2-Pentanone	10	U
108-88-3	Toluene	10	U
10061-02-6	trans-1,3-Dichloropropene	10	U
79-00-5	1,1,2-Trichloroethane	10	U
127-18-4	Tetrachloroethene	10	U
591-78-6	2-Hexanone	10	U
124-48-1	Dibromochloromethane	10	U
106-93-4	1,2-Dibromoethane	10	U
108-90-7	Chlorobenzene	10	U
100-41-4	Ethylbenzene	10	U
1330-20-7	Xylene (Total)	10	U
100-42-5	Styrene	10	U
75-25-2	Bromoform	10	U
98-82-8	Isopropylbenzene	10	U
79-34-5	1,1,2,2-Tetrachloroethane	10	U
541-73-1	1,3-Dichlorobenzene	10	U
106-46-7	1,4-Dichlorobenzene	10	U
95-50-1	1,2-Dichlorobenzene	10	U
96-12-8	1,2-Dibromo-3-chloropropane	10	U
120-82-1	1,2,4-Trichlorobenzene	10	U

1F  
VOLATILE ORGANICS ANALYSIS DATA SHEET  
TENTATIVELY IDENTIFIED COMPOUNDS

EPA SAMPLE NO.

VHBLK6F

Lab Name: MITKEM CORPORATION Contract: \_\_\_\_\_

Lab Code: MITKEM Case No.: \_\_\_\_\_ SAS No.: \_\_\_\_\_ SDG No.: MD0529

Matrix: (soil/water) WATER Lab Sample ID: VHBLK6F

Sample wt/vol: 5.000 (g/mL) ML Lab File ID: V6D6177

Level: (low/med) LOW Date Received: 05/07/05

% Moisture: not dec. \_\_\_\_\_ Date Analyzed: 05/17/05

GC Column: DB-624 ID: 0.25 (mm) Dilution Factor: 1.0

Soil Extract Volume: \_\_\_\_\_ (uL) Soil Aliquot Volume: \_\_\_\_\_ (uL)

Number TICs found: 0 CONCENTRATION UNITS:  
(ug/L or ug/Kg) ug/L

CAS NUMBER	COMPOUND NAME	RT	EST. CONC.	Q
1.				
2.				
3.				
4.				
5.				
6.				
7.				
8.				
9.				
10.				
11.				
12.				
13.				
14.				
15.				
16.				
17.				
18.				
19.				
20.				
21.				
22.				
23.				
24.				
25.				
26.				
27.				
28.				
29.				
30.				

4B  
SEMIVOLATILE METHOD BLANK SUMMARY

EPA SAMPLE NO.

SBLK1W

Lab Name: MITKEM CORPORATION

Contract: \_\_\_\_\_

Lab Code: MITKEM Case No.: \_\_\_\_\_

SAS No.: \_\_\_\_\_ SDG No.: MD0529

Lab File ID: S1E4507

Lab Sample ID: MB-18091

Instrument ID: S1

Date Extracted: 05/12/05

Matrix: (soil/water) WATER

Date Analyzed: 05/25/05

Level: (low/med) LOW

Time Analyzed: 0931

THIS METHOD BLANK APPLIES TO THE FOLLOWING SAMPLES, MS, and MSD:

	EPA SAMPLE NO.	LAB SAMPLE ID	LAB FILE ID	DATE ANALYZED
01	S1WLCS	LCS-18091	S1E4508	05/25/05
02	S1WLCSD	LCSD-18091	S1E4509	05/25/05
03	RINSATE2	D0529-03B	S1E4516	05/25/05
04				
05				
06				
07				
08				
09				
10				
11				
12				
13				
14				
15				
16				
17				
18				
19				
20				
21				
22				
23				
24				
25				
26				
27				
28				
29				
30				

COMMENTS: \_\_\_\_\_  
 \_\_\_\_\_



1C  
SEMIVOLATILE ORGANICS ANALYSIS DATA SHEET

EPA SAMPLE NO.

SBLK1W

Lab Name: MITKEM CORPORATION Contract: \_\_\_\_\_

Lab Code: MITKEM Case No.: \_\_\_\_\_ SAS No.: \_\_\_\_\_ SDG No.: MD0529

Matrix: (soil/water) WATER Lab Sample ID: MB-18091

Sample wt/vol: 1000 (g/mL) ML Lab File ID: S1E4507

Level: (low/med) LOW Date Received: \_\_\_\_\_

% Moisture: \_\_\_\_\_ Decanted: (Y/N) \_\_\_\_\_ Date Extracted: 05/12/05

Concentrated Extract Volume: 1000 (uL) Date Analyzed: 05/25/05

Injection Volume: 2.0 (uL) Dilution Factor: 1.0

GPC Cleanup: (Y/N) N pH: \_\_\_\_\_ Extraction: (Type) CONT

CONCENTRATION UNITS:  
(ug/L or ug/Kg) UG/L Q

CAS NO.	COMPOUND		
100-52-7	Benzaldehyde	10	U
108-95-2	Phenol	10	U
111-44-4	bis(2-Chloroethyl) Ether	10	U
95-57-8	2-Chlorophenol	10	U
95-48-7	2-Methylphenol	10	U
108-60-1	2,2'-oxybis(1-Chloropropane)	10	U
98-86-2	Acetophenone	10	U
106-44-5	4-Methylphenol	10	U
621-64-7	N-Nitroso-di-n-propylamine	10	U
67-72-1	Hexachloroethane	10	U
98-95-3	Nitrobenzene	10	U
78-59-1	Isophorone	10	U
88-75-5	2-Nitrophenol	10	U
105-67-9	2,4-Dimethylphenol	10	U
111-91-1	bis(2-Chloroethoxy)methane	10	U
120-83-2	2,4-Dichlorophenol	10	U
91-20-3	Naphthalene	10	U
106-47-8	4-Chloroaniline	10	U
87-68-3	Hexachlorobutadiene	10	U
105-60-2	Caprolactam	10	U
59-50-7	4-Chloro-3-Methylphenol	10	U
91-57-6	2-Methylnaphthalene	10	U
77-47-4	Hexachlorocyclopentadiene	10	U
88-06-2	2,4,6-Trichlorophenol	10	U
95-95-4	2,4,5-Trichlorophenol	25	U
92-52-4	1,1'-Biphenyl	10	U
91-58-7	2-Chloronaphthalene	10	U
88-74-4	2-Nitroaniline	25	U
131-11-3	Dimethylphthalate	10	U
606-20-2	2,6-Dinitrotoluene	10	U
208-96-8	Acenaphthylene	10	U
99-09-2	3-Nitroaniline	25	U
83-32-9	Acenaphthene	10	U

1D  
SEMIVOLATILE ORGANICS ANALYSIS DATA SHEET

EPA SAMPLE NO.

SBLK1W

Lab Name: MITKEM CORPORATION Contract: \_\_\_\_\_

Lab Code: MITKEM Case No.: \_\_\_\_\_ SAS No.: \_\_\_\_\_ SDG No.: MD0529

Matrix: (soil/water) WATER Lab Sample ID: MB-18091

Sample wt/vol: 1000 (g/mL) ML Lab File ID: S1E4507

Level: (low/med) LOW Date Received: \_\_\_\_\_

% Moisture: \_\_\_\_\_ Decanted: (Y/N) \_\_\_\_\_ Date Extracted: 05/12/05

Concentrated Extract Volume: 1000 (uL) Date Analyzed: 05/25/05

Injection Volume: 2.0 (uL) Dilution Factor: 1.0

GPC Cleanup: (Y/N) N pH: \_\_\_\_\_ Extraction: (Type) CONT

CONCENTRATION UNITS:  
(ug/L or ug/Kg) UG/L Q

CAS NO.	COMPOUND		
51-28-5	2,4-Dinitrophenol	25	U
100-02-7	4-Nitrophenol	25	U
132-64-9	Dibenzofuran	10	U
121-14-2	2,4-Dinitrotoluene	10	U
84-66-2	Diethylphthalate	10	U
86-73-7	Fluorene	10	U
7005-72-3	4-Chlorophenyl-phenylether	10	U
100-01-6	4-Nitroaniline	25	U
534-52-1	4,6-Dinitro-2-methylphenol	25	U
86-30-6	N-Nitrosodiphenylamine (1)	10	U
101-55-3	4-Bromophenyl-phenylether	10	U
118-74-1	Hexachlorobenzene	10	U
1912-24-9	Atrazine	10	U
87-86-5	Pentachlorophenol	25	U
85-01-8	Phenanthrene	10	U
120-12-7	Anthracene	10	U
86-74-8	Carbazole	10	U
84-74-2	Di-n-butylphthalate	10	U
206-44-0	Fluoranthene	10	U
129-00-0	Pyrene	10	U
85-68-7	Butylbenzylphthalate	10	U
91-94-1	3,3'-Dichlorobenzidine	10	U
56-55-3	Benzo(a)anthracene	10	U
218-01-9	Chrysene	10	U
117-81-7	bis(2-Ethylhexyl)phthalate	10	U
117-84-0	Di-n-octylphthalate	10	U
205-99-2	Benzo(b)fluoranthene	10	U
207-08-9	Benzo(k)fluoranthene	10	U
50-32-8	Benzo(a)pyrene	10	U
193-39-5	Indeno(1,2,3-cd)pyrene	10	U
53-70-3	Dibenzo(a,h)anthracene	10	U
191-24-2	Benzo(g,h,i)perylene	10	U

(1) - Cannot be separated from Diphenylamine

1G  
SEMIVOLATILE ORGANICS ANALYSIS DATA SHEET  
TENTATIVELY IDENTIFIED COMPOUNDS

EPA SAMPLE NO.

SBLK1W

Lab Name: MITKEM CORPORATION Contract: \_\_\_\_\_

Lab Code: MITKEM Case No.: \_\_\_\_\_ SAS No.: \_\_\_\_\_ SDG No.: MD0529

Matrix: (soil/water) WATER Lab Sample ID: MB-18091

Sample wt/vol: 1000 (g/mL) ML Lab File ID: S1E4507

Level: (low/med) LOW Date Received: \_\_\_\_\_

% Moisture: \_\_\_\_\_ Decanted: (Y/N) \_\_\_\_\_ Date Extracted: 05/12/05

Concentrated Extract Volume: 1000 (uL) Date Analyzed: 05/25/05

Injection Volume: 2.0 (uL) Dilution Factor: 1.0

GPC Cleanup: (Y/N) N pH: \_\_\_\_\_ Extraction: (Type) CONT

Number TICs found: 0

CONCENTRATION UNITS:  
(ug/L or ug/Kg) ug/L

CAS NUMBER	COMPOUND NAME	RT	EST. CONC.	Q
1.				
2.				
3.				
4.				
5.				
6.				
7.				
8.				
9.				
10.				
11.				
12.				
13.				
14.				
15.				
16.				
17.				
18.				
19.				
20.				
21.				
22.				
23.				
24.				
25.				
26.				
27.				
28.				
29.				
30.				

4B  
SEMIVOLATILE METHOD BLANK SUMMARY

EPA SAMPLE NO.

SBLK1X

Lab Name: MITKEM CORPORATION Contract: \_\_\_\_\_

Lab Code: MITKEM Case No.: \_\_\_\_\_ SAS No.: \_\_\_\_\_ SDG No.: MD0529

Lab File ID: S1E4510 Lab Sample ID: MB-18109

Instrument ID: S1 Date Extracted: 05/13/05

Matrix: (soil/water) SOIL Date Analyzed: 05/25/05

Level: (low/med) LOW Time Analyzed: 1104

THIS METHOD BLANK APPLIES TO THE FOLLOWING SAMPLES, MS, and MSD:

	EPA SAMPLE NO.	LAB SAMPLE ID	LAB FILE ID	DATE ANALYZED
	=====	=====	=====	=====
01	S1XLCS	LCS-18109	S1E4511	05/25/05
02	B-390	D0529-01A	S1E4515	05/25/05
03	B-390MS	D0529-01AMS	S1E4517	05/25/05
04	B-390MSD	D0529-01AMSD	S1E4518	05/25/05
05				
06				
07				
08				
09				
10				
11				
12				
13				
14				
15				
16				
17				
18				
19				
20				
21				
22				
23				
24				
25				
26				
27				
28				
29				
30				

COMMENTS: \_\_\_\_\_

\_\_\_\_\_

1C  
SEMIVOLATILE ORGANICS ANALYSIS DATA SHEET

EPA SAMPLE NO.

SBLK1X

Lab Name: MITKEM CORPORATION Contract: \_\_\_\_\_

Lab Code: MITKEM Case No.: \_\_\_\_\_ SAS No.: \_\_\_\_\_ SDG No.: MD0529

Matrix: (soil/water) SOIL Lab Sample ID: MB-18109

Sample wt/vol: 30.0(g/mL) G Lab File ID: S1E4510

Level: (low/med) LOW Date Received: \_\_\_\_\_

% Moisture: 0 Decanted: (Y/N) N Date Extracted: 05/13/05

Concentrated Extract Volume: 500(uL) Date Analyzed: 05/25/05

Injection Volume: 2.0(uL) Dilution Factor: 1.0

GPC Cleanup: (Y/N) Y pH: \_\_\_\_\_ Extraction: (Type) SONC

CONCENTRATION UNITS:  
(ug/L or ug/Kg) UG/KG Q

CAS NO.	COMPOUND		
100-52-7	Benzaldehyde	330	U
108-95-2	Phenol	330	U
111-44-4	bis(2-Chloroethyl) Ether	330	U
95-57-8	2-Chlorophenol	330	U
95-48-7	2-Methylphenol	330	U
108-60-1	2,2'-oxybis(1-Chloropropane)	330	U
98-86-2	Acetophenone	330	U
106-44-5	4-Methylphenol	330	U
621-64-7	N-Nitroso-di-n-propylamine	330	U
67-72-1	Hexachloroethane	330	U
98-95-3	Nitrobenzene	330	U
78-59-1	Isophorone	330	U
88-75-5	2-Nitrophenol	330	U
105-67-9	2,4-Dimethylphenol	330	U
111-91-1	bis(2-Chloroethoxy) methane	330	U
120-83-2	2,4-Dichlorophenol	330	U
91-20-3	Naphthalene	330	U
106-47-8	4-Chloroaniline	330	U
87-68-3	Hexachlorobutadiene	330	U
105-60-2	Caprolactam	330	U
59-50-7	4-Chloro-3-Methylphenol	330	U
91-57-6	2-Methylnaphthalene	330	U
77-47-4	Hexachlorocyclopentadiene	330	U
88-06-2	2,4,6-Trichlorophenol	330	U
95-95-4	2,4,5-Trichlorophenol	830	U
92-52-4	1,1'-Biphenyl	330	U
91-58-7	2-Chloronaphthalene	330	U
88-74-4	2-Nitroaniline	830	U
131-11-3	Dimethylphthalate	330	U
606-20-2	2,6-Dinitrotoluene	330	U
208-96-8	Acenaphthylene	330	U
99-09-2	3-Nitroaniline	830	U
83-32-9	Acenaphthene	330	U

1D  
SEMIVOLATILE ORGANICS ANALYSIS DATA SHEET

EPA SAMPLE NO.

SBLK1X

Lab Name: MITKEM CORPORATION Contract: \_\_\_\_\_

Lab Code: MITKEM Case No.: \_\_\_\_\_ SAS No.: \_\_\_\_\_ SDG No.: MD0529

Matrix: (soil/water) SOIL Lab Sample ID: MB-18109

Sample wt/vol: 30.0 (g/mL) G Lab File ID: S1E4510

Level: (low/med) LOW Date Received: \_\_\_\_\_

% Moisture: 0 Decanted: (Y/N) N Date Extracted: 05/13/05

Concentrated Extract Volume: 500 (uL) Date Analyzed: 05/25/05

Injection Volume: 2.0 (uL) Dilution Factor: 1.0

GPC Cleanup: (Y/N) Y pH: \_\_\_\_\_ Extraction: (Type) SONC

CONCENTRATION UNITS:  
(ug/L or ug/Kg) UG/KG Q

CAS NO.	COMPOUND		
51-28-5	2,4-Dinitrophenol	830	U
100-02-7	4-Nitrophenol	830	U
132-64-9	Dibenzofuran	330	U
121-14-2	2,4-Dinitrotoluene	330	U
84-66-2	Diethylphthalate	330	U
86-73-7	Fluorene	330	U
7005-72-3	4-Chlorophenyl-phenylether	330	U
100-01-6	4-Nitroaniline	830	U
534-52-1	4,6-Dinitro-2-methylphenol	830	U
86-30-6	N-Nitrosodiphenylamine (1)	330	U
101-55-3	4-Bromophenyl-phenylether	330	U
118-74-1	Hexachlorobenzene	330	U
1912-24-9	Atrazine	330	U
87-86-5	Pentachlorophenol	830	U
85-01-8	Phenanthrene	330	U
120-12-7	Anthracene	330	U
86-74-8	Carbazole	330	U
84-74-2	Di-n-butylphthalate	330	U
206-44-0	Fluoranthene	330	U
129-00-0	Pyrene	330	U
85-68-7	Butylbenzylphthalate	330	U
91-94-1	3,3'-Dichlorobenzidine	330	U
56-55-3	Benzo(a)anthracene	330	U
218-01-9	Chrysene	330	U
117-81-7	bis(2-Ethylhexyl)phthalate	330	U
117-84-0	Di-n-octylphthalate	330	U
205-99-2	Benzo(b)fluoranthene	330	U
207-08-9	Benzo(k)fluoranthene	330	U
50-32-8	Benzo(a)pyrene	330	U
193-39-5	Indeno(1,2,3-cd)pyrene	330	U
53-70-3	Dibenzo(a,h)anthracene	330	U
191-24-2	Benzo(g,h,i)perylene	330	U

(1) - Cannot be separated from Diphenylamine

1G  
SEMIVOLATILE ORGANICS ANALYSIS DATA SHEET  
TENTATIVELY IDENTIFIED COMPOUNDS

EPA SAMPLE NO.

SBLK1X

Lab Name: MITKEM CORPORATION Contract: \_\_\_\_\_

Lab Code: MITKEM Case No.: \_\_\_\_\_ SAS No.: \_\_\_\_\_ SDG No.: MD0529

Matrix: (soil/water) SOIL Lab Sample ID: MB-18109

Sample wt/vol: 30.0 (g/mL) G Lab File ID: S1E4510

Level: (low/med) LOW Date Received: \_\_\_\_\_

% Moisture: \_\_\_\_\_ Decanted: (Y/N) \_\_\_\_\_ Date Extracted: 05/13/05

Concentrated Extract Volume: 500 (uL) Date Analyzed: 05/25/05

Injection Volume: 2.0 (uL) Dilution Factor: 1.0

GPC Cleanup: (Y/N) Y pH: \_\_\_\_\_ Extraction: (Type) SONC

Number TICs found: 0

CONCENTRATION UNITS:  
(ug/L or ug/Kg) ug/Kg

CAS NUMBER	COMPOUND NAME	RT	EST. CONC.	Q
=====	=====	=====	=====	=====
1.				
2.				
3.				
4.				
5.				
6.				
7.				
8.				
9.				
10.				
11.				
12.				
13.				
14.				
15.				
16.				
17.				
18.				
19.				
20.				
21.				
22.				
23.				
24.				
25.				
26.				
27.				
28.				
29.				
30.				

4C  
PESTICIDE METHOD BLANK SUMMARY

EPA SAMPLE NO.

PBLK4F

Lab Name: MITKEM CORPORATION Contract: \_\_\_\_\_

Lab Code: MITKEM Case No.: \_\_\_\_\_ SAS No.: \_\_\_\_\_ SDG No.: D0529

Lab Sample ID: MB-18090 Lab File ID: E4C6532F

Matrix (soil/water) WATER Extraction: (Type) SEPF

Sulfur Cleanup (Y/N) Y Date Extracted: 05/12/05

Date Analyzed (1): 05/26/05 Date Analyzed (2): 05/26/05

Time Analyzed (1): 1623 Time Analyzed (2): 1623

Instrument ID (1): E4 Instrument ID (2): E4

GC Column (1): CLPPEST ID: 0.53 (mm) GC Column (2): CLPPESTII ID: 0.53 (mm)

THIS METHOD BLANK APPLIES TO THE FOLLOWING SAMPLES, MS, and MSD:

	EPA SAMPLE NO.	LAB SAMPLE ID	DATE ANALYZED 1	DATE ANALYZED 2
01	P4FLCS	LCS-18090	05/26/05	05/26/05
02	P4FLCSD	LCSD-18090	05/26/05	05/26/05
03	RINSATE2	D0529-03B	05/26/05	05/26/05
04				
05				
06				
07				
08				
09				
10				
11				
12				
13				
14				
15				
16				
17				
18				
19				
20				
21				
22				
23				
24				
25				
26				

COMMENTS: \_\_\_\_\_



1E  
PESTICIDE ORGANICS ANALYSIS DATA SHEET

EPA SAMPLE NO.

PBLK4F

Lab Name: MITKEM CORPORATION Contract: \_\_\_\_\_

Lab Code: MITKEM Case No.: \_\_\_\_\_ SAS No.: \_\_\_\_\_ SDG No.: D0529

Matrix: (soil/water) WATER Lab Sample ID: MB-18090

Sample wt/vol: 1000 (g/mL) ML Lab File ID: E4C6532F

% Moisture: \_\_\_\_\_ Decanted: (Y/N) \_\_\_\_\_ Date Received: \_\_\_\_\_

Extraction: (Type) SEPF Date Extracted: 05/12/05

Concentrated Extract Volume: 10000 (uL) Date Analyzed: 05/26/05

Injection Volume: 1.0 (uL) Dilution Factor: 1.0

GPC Cleanup: (Y/N) N pH: \_\_\_\_\_ Sulfur Cleanup: (Y/N) Y

CONCENTRATION UNITS:  
(ug/L or ug/Kg) UG/L Q

CAS NO.	COMPOUND		
319-84-6	alpha-BHC	0.050	U
319-85-7	beta-BHC	0.050	U
319-86-8	delta-BHC	0.050	U
58-89-9	gamma-BHC (Lindane)	0.050	U
76-44-8	Heptachlor	0.050	U
309-00-2	Aldrin	0.050	U
1024-57-3	Heptachlor epoxide	0.050	U
959-98-8	Endosulfan I	0.050	U
60-57-1	Dieldrin	0.10	U
72-55-9	4,4'-DDE	0.10	U
72-20-8	Endrin	0.10	U
33213-65-9	Endosulfan II	0.10	U
72-54-8	4,4'-DDD	0.10	U
1031-07-8	Endosulfan sulfate	0.10	U
50-29-3	4,4'-DDT	0.10	U
72-43-5	Methoxychlor	0.50	U
53494-70-5	Endrin ketone	0.10	U
7421-93-4	Endrin aldehyde	0.10	U
5103-71-9	alpha-Chlordane	0.050	U
5103-74-2	gamma-Chlordane	0.050	U
8001-35-2	Toxaphene	5.0	U
12674-11-2	Aroclor-1016	1.0	U
11104-28-2	Aroclor-1221	2.0	U
11141-16-5	Aroclor-1232	1.0	U
53469-21-9	Aroclor-1242	1.0	U
12672-29-6	Aroclor-1248	1.0	U
11097-69-1	Aroclor-1254	1.0	U
11096-82-5	Aroclor-1260	1.0	U

4C  
PESTICIDE METHOD BLANK SUMMARY

EPA SAMPLE NO.

PBLK4E

Lab Name: MITKEM CORPORATION Contract: \_\_\_\_\_

Lab Code: MITKEM Case No.: \_\_\_\_\_ SAS No.: \_\_\_\_\_ SDG No.: D0529

Lab Sample ID: MB-18108 Lab File ID: E4C6522F

Matrix (soil/water) SOIL Extraction: (Type) SONC

Sulfur Cleanup (Y/N) Y Date Extracted: 05/13/05

Date Analyzed (1): 05/26/05 Date Analyzed (2): 05/26/05

Time Analyzed (1): 0927 Time Analyzed (2): 0927

Instrument ID (1): E4 Instrument ID (2): E4

GC Column (1): CLPPEST ID: 0.53 (mm) GC Column (2): CLPPESTII ID: 0.53 (mm)

THIS METHOD BLANK APPLIES TO THE FOLLOWING SAMPLES, MS, and MSD:

	EPA SAMPLE NO.	LAB SAMPLE ID	DATE ANALYZED 1	DATE ANALYZED 2
	=====	=====	=====	=====
01	P4ELCS	LCS-18108	05/26/05	05/26/05
02	B-390	D0529-01A	05/26/05	05/26/05
03	B-390MS	D0529-01AMS	05/26/05	05/26/05
04	B-390MSD	D0529-01AMSD	05/26/05	05/26/05
05				
06				
07				
08				
09				
10				
11				
12				
13				
14				
15				
16				
17				
18				
19				
20				
21				
22				
23				
24				
25				
26				

COMMENTS: \_\_\_\_\_

1E  
PESTICIDE ORGANICS ANALYSIS DATA SHEET

EPA SAMPLE NO.

PBLK4E

Lab Name: MITKEM CORPORATION Contract: \_\_\_\_\_

Lab Code: MITKEM Case No.: \_\_\_\_\_ SAS No.: \_\_\_\_\_ SDG No.: D0529

Matrix: (soil/water) SOIL Lab Sample ID: MB-18108

Sample wt/vol: 30.0 (g/mL) G Lab File ID: E4C6522F

% Moisture: 0 Decanted: (Y/N) N Date Received: \_\_\_\_\_

Extraction: (Type) SONC Date Extracted: 05/13/05

Concentrated Extract Volume: 5000 (uL) Date Analyzed: 05/26/05

Injection Volume: 1.0 (uL) Dilution Factor: 1.0

GPC Cleanup: (Y/N) Y pH: \_\_\_\_\_ Sulfur Cleanup: (Y/N) Y

CONCENTRATION UNITS:  
(ug/L or ug/Kg) UG/KG Q

CAS NO. COMPOUND

319-84-6	alpha-BHC	1.7	U
319-85-7	beta-BHC	1.7	U
319-86-8	delta-BHC	1.7	U
58-89-9	gamma-BHC (Lindane)	1.7	U
76-44-8	Heptachlor	1.7	U
309-00-2	Aldrin	1.7	U
1024-57-3	Heptachlor epoxide	1.7	U
959-98-8	Endosulfan I	1.7	U
60-57-1	Dieldrin	3.3	U
72-55-9	4,4'-DDE	3.3	U
72-20-8	Endrin	3.3	U
33213-65-9	Endosulfan II	3.3	U
72-54-8	4,4'-DDD	3.3	U
1031-07-8	Endosulfan sulfate	3.3	U
50-29-3	4,4'-DDT	3.3	U
72-43-5	Methoxychlor	17	U
53494-70-5	Endrin ketone	3.3	U
7421-93-4	Endrin aldehyde	3.3	U
5103-71-9	alpha-Chlordane	1.7	U
5103-74-2	gamma-Chlordane	1.7	U
8001-35-2	Toxaphene	170	U
12674-11-2	Aroclor-1016	33	U
11104-28-2	Aroclor-1221	67	U
11141-16-5	Aroclor-1232	33	U
53469-21-9	Aroclor-1242	33	U
12672-29-6	Aroclor-1248	33	U
11097-69-1	Aroclor-1254	33	U
11096-82-5	Aroclor-1260	33	U

1E  
PESTICIDE ORGANICS ANALYSIS DATA SHEET

EPA SAMPLE NO.

PIBLKC2

Lab Name: MITKEM CORPORATION Contract: \_\_\_\_\_

Lab Code: MITKEM Case No.: \_\_\_\_\_ SAS No.: \_\_\_\_\_ SDG No.: D0529

Matrix: (soil/water) WATER Lab Sample ID: PIBLKC2

Sample wt/vol: 1000 (g/mL) ML Lab File ID: E4C6446F

% Moisture: \_\_\_\_\_ Decanted: (Y/N) \_\_\_\_\_ Date Received: \_\_\_\_\_

Extraction: (Type) \_\_\_\_\_ Date Extracted: \_\_\_\_\_

Concentrated Extract Volume: 10000 (uL) Date Analyzed: 05/05/05

Injection Volume: 1.0 (uL) Dilution Factor: 1.0

GPC Cleanup: (Y/N) N pH: \_\_\_\_\_ Sulfur Cleanup: (Y/N) N

CONCENTRATION UNITS:  
(ug/L or ug/Kg) UG/L Q

CAS NO.	COMPOUND		
319-84-6	alpha-BHC	0.050	U
319-85-7	beta-BHC	0.050	U
319-86-8	delta-BHC	0.050	U
58-89-9	gamma-BHC (Lindane)	0.050	U
76-44-8	Heptachlor	0.050	U
309-00-2	Aldrin	0.050	U
1024-57-3	Heptachlor epoxide	0.050	U
959-98-8	Endosulfan I	0.050	U
60-57-1	Dieldrin	0.10	U
72-55-9	4,4'-DDE	0.10	U
72-20-8	Endrin	0.10	U
33213-65-9	Endosulfan II	0.10	U
72-54-8	4,4'-DDD	0.10	U
1031-07-8	Endosulfan sulfate	0.10	U
50-29-3	4,4'-DDT	0.10	U
72-43-5	Methoxychlor	0.50	U
53494-70-5	Endrin ketone	0.10	U
7421-93-4	Endrin aldehyde	0.10	U
5103-71-9	alpha-Chlordane	0.050	U
5103-74-2	gamma-Chlordane	0.050	U
8001-35-2	Toxaphene	5.0	U
12674-11-2	Aroclor-1016	1.0	U
11104-28-2	Aroclor-1221	2.0	U
11141-16-5	Aroclor-1232	1.0	U
53469-21-9	Aroclor-1242	1.0	U
12672-29-6	Aroclor-1248	1.0	U
11097-69-1	Aroclor-1254	1.0	U
11096-82-5	Aroclor-1260	1.0	U

1E  
PESTICIDE ORGANICS ANALYSIS DATA SHEET

EPA SAMPLE NO.

PIBLKC2

Lab Name: MITKEM CORPORATION Contract: \_\_\_\_\_

Lab Code: MITKEM Case No.: \_\_\_\_\_ SAS No.: \_\_\_\_\_ SDG No.: D0529

Matrix: (soil/water) WATER Lab Sample ID: PIBLKC2

Sample wt/vol: 1000 (g/mL) ML Lab File ID: E4C6446R

% Moisture: \_\_\_\_\_ Decanted: (Y/N) \_\_\_\_\_ Date Received: \_\_\_\_\_

Extraction: (Type) \_\_\_\_\_ Date Extracted: \_\_\_\_\_

Concentrated Extract Volume: 10000 (uL) Date Analyzed: 05/05/05

Injection Volume: 1.0 (uL) Dilution Factor: 1.0

GPC Cleanup: (Y/N) N pH: \_\_\_\_\_ Sulfur Cleanup: (Y/N) N

CONCENTRATION UNITS:

(ug/L or ug/Kg) UG/L Q

CAS NO.	COMPOUND		
319-84-6	alpha-BHC	0.050	U
319-85-7	beta-BHC	0.050	U
319-86-8	delta-BHC	0.050	U
58-89-9	gamma-BHC (Lindane)	0.050	U
76-44-8	Heptachlor	0.050	U
309-00-2	Aldrin	0.050	U
1024-57-3	Heptachlor epoxide	0.050	U
959-98-8	Endosulfan I	0.050	U
60-57-1	Dieldrin	0.10	U
72-55-9	4,4'-DDE	0.10	U
72-20-8	Endrin	0.10	U
33213-65-9	Endosulfan II	0.10	U
72-54-8	4,4'-DDD	0.10	U
1031-07-8	Endosulfan sulfate	0.10	U
50-29-3	4,4'-DDT	0.10	U
72-43-5	Methoxychlor	0.50	U
53494-70-5	Endrin ketone	0.10	U
7421-93-4	Endrin aldehyde	0.10	U
5103-71-9	alpha-Chlordane	0.050	U
5103-74-2	gamma-Chlordane	0.050	U
8001-35-2	Toxaphene	5.0	U
12674-11-2	Aroclor-1016	1.0	U
11104-28-2	Aroclor-1221	2.0	U
11141-16-5	Aroclor-1232	1.0	U
53469-21-9	Aroclor-1242	1.0	U
12672-29-6	Aroclor-1248	1.0	U
11097-69-1	Aroclor-1254	1.0	U
11096-82-5	Aroclor-1260	1.0	U

1E  
PESTICIDE ORGANICS ANALYSIS DATA SHEET

EPA SAMPLE NO.

PIBLKCG

Lab Name: MITKEM CORPORATION Contract: \_\_\_\_\_

Lab Code: MITKEM Case No.: \_\_\_\_\_ SAS No.: \_\_\_\_\_ SDG No.: D0529

Matrix: (soil/water) WATER Lab Sample ID: PIBLKCG

Sample wt/vol: 1000 (g/mL) ML Lab File ID: E4C6520F

% Moisture: \_\_\_\_\_ Decanted: (Y/N) \_\_\_\_\_ Date Received: \_\_\_\_\_

Extraction: (Type) \_\_\_\_\_ Date Extracted: \_\_\_\_\_

Concentrated Extract Volume: 10000 (uL) Date Analyzed: 05/26/05

Injection Volume: 1.0 (uL) Dilution Factor: 1.0

GPC Cleanup: (Y/N) N pH: \_\_\_\_\_ Sulfur Cleanup: (Y/N) Y

CONCENTRATION UNITS:  
(ug/L or ug/Kg) UG/L Q

CAS NO.	COMPOUND		
319-84-6	alpha-BHC	0.050	U
319-85-7	beta-BHC	0.050	U
319-86-8	delta-BHC	0.050	U
58-89-9	gamma-BHC (Lindane)	0.050	U
76-44-8	Heptachlor	0.050	U
309-00-2	Aldrin	0.050	U
1024-57-3	Heptachlor epoxide	0.050	U
959-98-8	Endosulfan I	0.050	U
60-57-1	Dieldrin	0.10	U
72-55-9	4,4'-DDE	0.10	U
72-20-8	Endrin	0.10	U
33213-65-9	Endosulfan II	0.10	U
72-54-8	4,4'-DDD	0.10	U
1031-07-8	Endosulfan sulfate	0.10	U
50-29-3	4,4'-DDT	0.10	U
72-43-5	Methoxychlor	0.50	U
53494-70-5	Endrin ketone	0.10	U
7421-93-4	Endrin aldehyde	0.10	U
5103-71-9	alpha-Chlordane	0.050	U
5103-74-2	gamma-Chlordane	0.050	U
8001-35-2	Toxaphene	5.0	U
12674-11-2	Aroclor-1016	1.0	U
11104-28-2	Aroclor-1221	2.0	U
11141-16-5	Aroclor-1232	1.0	U
53469-21-9	Aroclor-1242	1.0	U
12672-29-6	Aroclor-1248	1.0	U
11097-69-1	Aroclor-1254	1.0	U
11096-82-5	Aroclor-1260	1.0	U

1E  
PESTICIDE ORGANICS ANALYSIS DATA SHEET

EPA SAMPLE NO.

PIBLKCG

Lab Name: MITKEM CORPORATION Contract: \_\_\_\_\_

Lab Code: MITKEM Case No.: \_\_\_\_\_ SAS No.: \_\_\_\_\_ SDG No.: D0529

Matrix: (soil/water) WATER Lab Sample ID: PIBLKCG

Sample wt/vol: 1000 (g/mL) ML Lab File ID: E4C6520R

% Moisture: \_\_\_\_\_ Decanted: (Y/N) \_\_\_\_\_ Date Received: \_\_\_\_\_

Extraction: (Type) \_\_\_\_\_ Date Extracted: \_\_\_\_\_

Concentrated Extract Volume: 10000 (uL) Date Analyzed: 05/26/05

Injection Volume: 1.0 (uL) Dilution Factor: 1.0

GPC Cleanup: (Y/N) N pH: \_\_\_\_\_ Sulfur Cleanup: (Y/N) Y

CONCENTRATION UNITS:  
(ug/L or ug/Kg) UG/L Q

CAS NO.	COMPOUND		
319-84-6	alpha-BHC	0.050	U
319-85-7	beta-BHC	0.050	U
319-86-8	delta-BHC	0.050	U
58-89-9	gamma-BHC (Lindane)	0.050	U
76-44-8	Heptachlor	0.050	U
309-00-2	Aldrin	0.050	U
1024-57-3	Heptachlor epoxide	0.050	U
959-98-8	Endosulfan I	0.050	U
60-57-1	Dieldrin	0.10	U
72-55-9	4,4'-DDE	0.10	U
72-20-8	Endrin	0.10	U
33213-65-9	Endosulfan II	0.10	U
72-54-8	4,4'-DDD	0.10	U
1031-07-8	Endosulfan sulfate	0.10	U
50-29-3	4,4'-DDT	0.10	U
72-43-5	Methoxychlor	0.50	U
53494-70-5	Endrin ketone	0.10	U
7421-93-4	Endrin aldehyde	0.10	U
5103-71-9	alpha-Chlordane	0.050	U
5103-74-2	gamma-Chlordane	0.050	U
8001-35-2	Toxaphene	5.0	U
12674-11-2	Aroclor-1016	1.0	U
11104-28-2	Aroclor-1221	2.0	U
11141-16-5	Aroclor-1232	1.0	U
53469-21-9	Aroclor-1242	1.0	U
12672-29-6	Aroclor-1248	1.0	U
11097-69-1	Aroclor-1254	1.0	U
11096-82-5	Aroclor-1260	1.0	U

1E  
PESTICIDE ORGANICS ANALYSIS DATA SHEET

EPA SAMPLE NO.

PIBLKCH

Lab Name: MITKEM CORPORATION Contract: \_\_\_\_\_

Lab Code: MITKEM Case No.: \_\_\_\_\_ SAS No.: \_\_\_\_\_ SDG No.: D0529

Matrix: (soil/water) WATER Lab Sample ID: PIBLKCH

Sample wt/vol: 1000 (g/mL) ML Lab File ID: E4C6525F

% Moisture: \_\_\_\_\_ Decanted: (Y/N) \_\_\_\_\_ Date Received: \_\_\_\_\_

Extraction: (Type) \_\_\_\_\_ Date Extracted: \_\_\_\_\_

Concentrated Extract Volume: 10000 (uL) Date Analyzed: 05/26/05

Injection Volume: 1.0 (uL) Dilution Factor: 1.0

GPC Cleanup: (Y/N) N pH: \_\_\_\_\_ Sulfur Cleanup: (Y/N) Y

CONCENTRATION UNITS:  
(ug/L or ug/Kg) UG/L Q

CAS NO.	COMPOUND		
319-84-6	alpha-BHC	0.050	U
319-85-7	beta-BHC	0.050	U
319-86-8	delta-BHC	0.050	U
58-89-9	gamma-BHC (Lindane)	0.050	U
76-44-8	Heptachlor	0.050	U
309-00-2	Aldrin	0.050	U
1024-57-3	Heptachlor epoxide	0.050	U
959-98-8	Endosulfan I	0.050	U
60-57-1	Dieldrin	0.10	U
72-55-9	4,4'-DDE	0.10	U
72-20-8	Endrin	0.10	U
33213-65-9	Endosulfan II	0.10	U
72-54-8	4,4'-DDD	0.10	U
1031-07-8	Endosulfan sulfate	0.10	U
50-29-3	4,4'-DDT	0.10	U
72-43-5	Methoxychlor	0.50	U
53494-70-5	Endrin ketone	0.10	U
7421-93-4	Endrin aldehyde	0.10	U
5103-71-9	alpha-Chlordane	0.050	U
5103-74-2	gamma-Chlordane	0.050	U
8001-35-2	Toxaphene	5.0	U
12674-11-2	Aroclor-1016	1.0	U
11104-28-2	Aroclor-1221	2.0	U
11141-16-5	Aroclor-1232	1.0	U
53469-21-9	Aroclor-1242	1.0	U
12672-29-6	Aroclor-1248	1.0	U
11097-69-1	Aroclor-1254	1.0	U
11096-82-5	Aroclor-1260	1.0	U



1E  
PESTICIDE ORGANICS ANALYSIS DATA SHEET

EPA SAMPLE NO.

PIBLKCH

Lab Name: MITKEM CORPORATION Contract: \_\_\_\_\_

Lab Code: MITKEM Case No.: \_\_\_\_\_ SAS No.: \_\_\_\_\_ SDG No.: D0529

Matrix: (soil/water) WATER Lab Sample ID: PIBLKCH

Sample wt/vol: 1000 (g/mL) ML Lab File ID: E4C6525R

% Moisture: \_\_\_\_\_ Decanted: (Y/N) \_\_\_\_\_ Date Received: \_\_\_\_\_

Extraction: (Type) \_\_\_\_\_ Date Extracted: \_\_\_\_\_

Concentrated Extract Volume: 10000 (uL) Date Analyzed: 05/26/05

Injection Volume: 1.0 (uL) Dilution Factor: 1.0

GPC Cleanup: (Y/N) N pH: \_\_\_\_\_ Sulfur Cleanup: (Y/N) Y

CONCENTRATION UNITS:  
(ug/L or ug/Kg) UG/L Q

CAS NO.	COMPOUND		
319-84-6	alpha-BHC	0.050	U
319-85-7	beta-BHC	0.050	U
319-86-8	delta-BHC	0.050	U
58-89-9	gamma-BHC (Lindane)	0.050	U
76-44-8	Heptachlor	0.050	U
309-00-2	Aldrin	0.050	U
1024-57-3	Heptachlor epoxide	0.050	U
959-98-8	Endosulfan I	0.050	U
60-57-1	Dieldrin	0.10	U
72-55-9	4,4'-DDE	0.10	U
72-20-8	Endrin	0.10	U
33213-65-9	Endosulfan II	0.10	U
72-54-8	4,4'-DDD	0.10	U
1031-07-8	Endosulfan sulfate	0.10	U
50-29-3	4,4'-DDT	0.10	U
72-43-5	Methoxychlor	0.50	U
53494-70-5	Endrin ketone	0.10	U
7421-93-4	Endrin aldehyde	0.10	U
5103-71-9	alpha-Chlordane	0.050	U
5103-74-2	gamma-Chlordane	0.050	U
8001-35-2	Toxaphene	5.0	U
12674-11-2	Aroclor-1016	1.0	U
11104-28-2	Aroclor-1221	2.0	U
11141-16-5	Aroclor-1232	1.0	U
53469-21-9	Aroclor-1242	1.0	U
12672-29-6	Aroclor-1248	1.0	U
11097-69-1	Aroclor-1254	1.0	U
11096-82-5	Aroclor-1260	1.0	U

1E  
PESTICIDE ORGANICS ANALYSIS DATA SHEET

EPA SAMPLE NO.

PIBLKCI

Lab Name: MITKEM CORPORATION Contract: \_\_\_\_\_

Lab Code: MITKEM Case No.: \_\_\_\_\_ SAS No.: \_\_\_\_\_ SDG No.: D0529

Matrix: (soil/water) WATER Lab Sample ID: PIBLKCI

Sample wt/vol: 1000 (g/mL) ML Lab File ID: E4C6540F

% Moisture: \_\_\_\_\_ Decanted: (Y/N) \_\_\_\_\_ Date Received: \_\_\_\_\_

Extraction: (Type) \_\_\_\_\_ Date Extracted: \_\_\_\_\_

Concentrated Extract Volume: 10000 (uL) Date Analyzed: 05/26/05

Injection Volume: 1.0 (uL) Dilution Factor: 1.0

GPC Cleanup: (Y/N) N pH: \_\_\_\_\_ Sulfur Cleanup: (Y/N) Y

CONCENTRATION UNITS:

(ug/L or ug/Kg) UG/L Q

CAS NO.

COMPOUND

319-84-6	alpha-BHC	0.050	U
319-85-7	beta-BHC	0.050	U
319-86-8	delta-BHC	0.050	U
58-89-9	gamma-BHC (Lindane)	0.050	U
76-44-8	Heptachlor	0.050	U
309-00-2	Aldrin	0.050	U
1024-57-3	Heptachlor epoxide	0.050	U
959-98-8	Endosulfan I	0.050	U
60-57-1	Dieldrin	0.10	U
72-55-9	4,4'-DDE	0.10	U
72-20-8	Endrin	0.10	U
33213-65-9	Endosulfan II	0.10	U
72-54-8	4,4'-DDD	0.10	U
1031-07-8	Endosulfan sulfate	0.10	U
50-29-3	4,4'-DDT	0.10	U
72-43-5	Methoxychlor	0.50	U
53494-70-5	Endrin ketone	0.10	U
7421-93-4	Endrin aldehyde	0.10	U
5103-71-9	alpha-Chlordane	0.050	U
5103-74-2	gamma-Chlordane	0.050	U
8001-35-2	Toxaphene	5.0	U
12674-11-2	Aroclor-1016	1.0	U
11104-28-2	Aroclor-1221	2.0	U
11141-16-5	Aroclor-1232	1.0	U
53469-21-9	Aroclor-1242	1.0	U
12672-29-6	Aroclor-1248	1.0	U
11097-69-1	Aroclor-1254	1.0	U
11096-82-5	Aroclor-1260	1.0	U

1E  
PESTICIDE ORGANICS ANALYSIS DATA SHEET

EPA SAMPLE NO.

PIBLKCI

Lab Name: MITKEM CORPORATION Contract: \_\_\_\_\_

Lab Code: MITKEM Case No.: \_\_\_\_\_ SAS No.: \_\_\_\_\_ SDG No.: D0529

Matrix: (soil/water) WATER Lab Sample ID: PIBLKCI

Sample wt/vol: 1000 (g/mL) ML Lab File ID: E4C6540R

% Moisture: \_\_\_\_\_ Decanted: (Y/N) \_\_\_\_\_ Date Received: \_\_\_\_\_

Extraction: (Type) \_\_\_\_\_ Date Extracted: \_\_\_\_\_

Concentrated Extract Volume: 10000 (uL) Date Analyzed: 05/26/05

Injection Volume: 1.0 (uL) Dilution Factor: 1.0

GPC Cleanup: (Y/N) N pH: \_\_\_\_\_ Sulfur Cleanup: (Y/N) Y

CONCENTRATION UNITS:  
(ug/L or ug/Kg) UG/L Q

CAS NO.	COMPOUND		
319-84-6	alpha-BHC	0.050	U
319-85-7	beta-BHC	0.050	U
319-86-8	delta-BHC	0.050	U
58-89-9	gamma-BHC (Lindane)	0.050	U
76-44-8	Heptachlor	0.050	U
309-00-2	Aldrin	0.050	U
1024-57-3	Heptachlor epoxide	0.050	U
959-98-8	Endosulfan I	0.050	U
60-57-1	Dieldrin	0.10	U
72-55-9	4,4'-DDE	0.10	U
72-20-8	Endrin	0.10	U
33213-65-9	Endosulfan II	0.10	U
72-54-8	4,4'-DDD	0.10	U
1031-07-8	Endosulfan sulfate	0.10	U
50-29-3	4,4'-DDT	0.10	U
72-43-5	Methoxychlor	0.50	U
53494-70-5	Endrin ketone	0.10	U
7421-93-4	Endrin aldehyde	0.10	U
5103-71-9	alpha-Chlordane	0.050	U
5103-74-2	gamma-Chlordane	0.050	U
8001-35-2	Toxaphene	5.0	U
12674-11-2	Aroclor-1016	1.0	U
11104-28-2	Aroclor-1221	2.0	U
11141-16-5	Aroclor-1232	1.0	U
53469-21-9	Aroclor-1242	1.0	U
12672-29-6	Aroclor-1248	1.0	U
11097-69-1	Aroclor-1254	1.0	U
11096-82-5	Aroclor-1260	1.0	U

U.S. EPA - CLP

3  
BLANKS

Lab Name: Mitkem Corporation

Contract: 3563S-04

Lab Code: MITKEM

Case No.

SAS No.:

SDG No.: MD0529

Preparation Blank Matrix (soil/water): WATER

Preparation Blank Concentration Units (ug/L or mg/kg): UG/L

Analyte	Initial Calib. Blank (ug/L) C		Continuing Calibration Blank (ug/L)						Prepa- ration Blank C		M
	1	C	2	C	3	C					
Mercury	0.1	U	0.1	U	0.1	U	0.1	U	0.100	U	

U.S. EPA - CLP

3  
BLANKS

Lab Name: Mitkem Corporation

Contract: 3563S-04

Lab Code: MITKEM

Case No.

SAS No.:

SDG No.: MD0529

Preparation Blank Matrix (soil/water): SOIL

Preparation Blank Concentration Units (ug/L or mg/kg): MG/KG

Analyte	Initial Calib. Blank (ug/L)		Continuing Calibration Blank (ug/L)						Prepa- ration Blank		C	M
		C	1	C	2	C	3	C				
Mercury									0.050	U		CV

## U.S. EPA - CLP

3  
BLANKSLab Name: Mitkem CorporationContract: 3563S-04Lab Code: MITKEM

Case No.

SAS No.:

SDG No.: MD0529Preparation Blank Matrix (soil/water): SOILPreparation Blank Concentration Units (ug/L or mg/kg): MG/KG

Analyte	Initial Calib. Blank (ug/L)		Continuing Calibration Blank (ug/L)						Prepa- ration Blank		C	M
		C	1	C	2	C	3	C		C		
Cyanide	-2.1	B	-2.1	B	-6.1	B	2.0	U	-0.113	B		

U.S. EPA - CLP

3  
BLANKS

Lab Name: Mitkem Corporation

Contract: 3563S-04

Lab Code: MITKEM

Case No.

SAS No.:

SDG No.: MD0529

Preparation Blank Matrix (soil/water):

Preparation Blank Concentration Units (ug/L or mg/kg):

Analyte	Initial Calib. Blank (ug/L)		Continuing Calibration Blank (ug/L)						Prepa- ration Blank		M
		C	1	C	2	C	3	C		C	
Cyanide			-2.3	B	-2.1	B	-2.7	B			CA

U.S. EPA - CLP

3  
BLANKS

Lab Name: Mitkem Corporation

Contract: 3563S-04

Lab Code: MITKEM

Case No.

SAS No.:

SDG No.: MD0529

Preparation Blank Matrix (soil/water): WATER

Preparation Blank Concentration Units (ug/L or mg/kg): UG/L

Analyte	Initial Calib. Blank (ug/L) C		Continuing Calibration Blank (ug/L)						Prepa- ration Blank C		M
	1	C	2	C	3	C					
Cyanide	2.0	U	2.0	U	2.0	U	2.0	U	2.000	U	



## U.S. EPA - CLP

3  
BLANKS

Lab Name: Mitkem CorporationContract: 3563S-04Lab Code: MITKEM

Case No.

SAS No.:

SDG No.: MD0529

Preparation Blank Matrix (soil/water):

Preparation Blank Concentration Units (ug/L or mg/kg):

Analyte	Initial Calib. Blank (ug/L)		Continuing Calibration Blank (ug/L)						Prepa- ration Blank		M
	C		1	C	2	C	3	C	C		
Cyanide			2.0	U							CA

## U.S. EPA - CLP

3  
BLANKSLab Name: Mitkem CorporationContract: 3563S-04Lab Code: MITKEM

Case No.

SAS No.:

SDG No.: MD0529Preparation Blank Matrix (soil/water): SOILPreparation Blank Concentration Units (ug/L or mg/kg): MG/KG

Analyte	Initial Calib. Blank (ug/L) C		Continuing Calibration Blank (ug/L)						Prepa- ration Blank C		M
	1	C	2	C	3	C					
Aluminum	18.0	U	22.3	B	18.0	U	31.6	B	3.600	U	
Arsenic	2.0	U	2.0	U	2.0	U	2.0	U	0.400	U	
Barium	0.7	B	1.5	B	1.2	B	1.2	B	0.217	B	
Beryllium	0.2	U	0.2	U	0.2	U	0.2	U	0.040	U	
Cadmium	0.2	U	0.2	U	0.2	U	0.2	U	0.040	U	
Calcium	50.0	U	51.8	B	50.0	U	50.0	U	21.140	B	
Chromium	0.5	U	0.5	B	0.5	U	0.5	U	0.100	U	
Cobalt	0.4	B	0.7	B	0.4	B	0.6	B	0.080	U	
Copper	3.8	B	5.3	B	3.5	B	4.9	B	0.936	B	
Iron	4.0	U	8.7	B	10.3	B	9.5	B	5.228	B	
Lead	0.9	U	0.9	U	0.9	U	0.9	U	0.180	U	
Magnesium	9.0	U	97.8	B	9.0	U	81.2	B	1.800	U	
Manganese	0.4	U	0.4	U	0.4	U	0.4	U	0.182	B	
Nickel	0.7	U	0.8	B	0.7	U	0.8	B	0.140	U	
Selenium	3.0	U	3.0	U	3.0	U	3.0	U	0.600	U	
Silver	6.7	B	2.4	B	0.7	U	0.7	B	0.182	B	
Thallium	2.0	U	2.0	U	2.4	B	2.0	U	0.400	U	
Vanadium	0.4	U	0.4	U	0.4	U	0.4	U	0.080	U	
Zinc	5.1	B	6.3	B	7.7	B	5.8	B	3.893	B	

## U.S. EPA - CLP

3  
BLANKSLab Name: Mitkem CorporationContract: 3563S-04Lab Code: MITKEM

Case No.

SAS No.:

SDG No.: MD0529Preparation Blank Matrix (soil/water): WATERPreparation Blank Concentration Units (ug/L or mg/kg): UG/L

Analyte	Initial Calib. Blank (ug/L)	C	Continuing Calibration Blank (ug/L)						Prepa- ration Blank	C	M
			1	C	2	C	3	C			
Aluminum			24.4	B	29.0	B			26.446	B	P
Arsenic			2.0	U	2.0	U			2.000	U	P
Barium			0.9	B	0.9	B			1.188	B	P
Beryllium			0.2	U	0.2	U			0.200	U	P
Cadmium			0.2	U	0.2	U			0.200	U	P
Calcium			50.0	U	50.0	U			174.660	B	P
Chromium			0.5	U	0.5	U			0.500	U	P
Cobalt			0.4	B	0.7	B			0.615	B	P
Copper			3.7	B	5.1	B			4.483	B	P
Iron			4.0	U	6.2	B			15.250	B	P
Lead			0.9	U	0.9	U			0.900	U	P
Magnesium			9.0	U	91.9	B			18.695	B	P
Manganese			0.7	B	0.4	U			1.671	B	P
Nickel			0.7	U	0.8	B			0.928	B	P
Selenium			3.0	U	3.0	U			3.000	U	P
Silver			0.7	B	0.7	U			1.667	B	P
Thallium			2.0	U	2.0	U			2.000	U	P
Vanadium			0.5	B	0.4	U			0.400	U	P
Zinc			5.3	B	4.9	B			18.634	B	P

U.S. EPA - CLP

3  
BLANKS

Lab Name: Mitkem Corporation

Contract: 3563S-04

Lab Code: MITKEM

Case No.

SAS No.:

SDG No.: MD0529

Preparation Blank Matrix (soil/water): SOIL

Preparation Blank Concentration Units (ug/L or mg/kg): MG/KG

Analyte	Initial Calib. Blank (ug/L) C		Continuing Calibration Blank (ug/L)						Prepa- ration Blank C		M
	1	C	2	C	3	C					
Sodium	32.0	U	39.5	B	32.0	U	32.0	U	6.574	B	

U.S. EPA - CLP

3  
BLANKS

Lab Name: Mitkem Corporation

Contract: 3563S-04

Lab Code: MITKEM

Case No.

SAS No.:

SDG No.: MD0529

Preparation Blank Matrix (soil/water): WATER

Preparation Blank Concentration Units (ug/L or mg/kg): UG/L

Analyte	Initial Calib. Blank (ug/L)		Continuing Calibration Blank (ug/L)						Prepa- ration Blank		M
		C	1	C	2	C	3	C		C	
Sodium									32.000	U	P

U.S. EPA - CLP

3  
BLANKS

Lab Name: Mitkem Corporation

Contract: 3563S-04

Lab Code: MITKEM

Case No.

SAS No.:

SDG No.: MD0529

Preparation Blank Matrix (soil/water): SOIL

Preparation Blank Concentration Units (ug/L or mg/kg): MG/KG

Analyte	Initial Calib. Blank (ug/L) C		Continuing Calibration Blank (ug/L)						Prepa- ration Blank C		M
	1	C	2	C	3	C					
Potassium	55.0	U	55.0	U	55.0	U	55.0	U	11.000	U	

U.S. EPA - CLP

3  
BLANKS

Lab Name: Mitkem Corporation

Contract: 3563S-04

Lab Code: MITKEM Case No.

SAS No.:

SDG No.: MD0529

Preparation Blank Matrix (soil/water): WATER

Preparation Blank Concentration Units (ug/L or mg/kg): UG/L

Analyte	Initial Calib. Blank (ug/L)		Continuing Calibration Blank (ug/L)						Prepa- ration Blank		C	M
		C	1	C	2	C	3	C				
Potassium									-83.081		B	P

U.S. EPA - CLP

3  
BLANKS

Lab Name: Mitkem Corporation

Contract: 3563S-04

Lab Code: MITKEM

Case No.

SAS No.:

SDG No.: MD0529

Preparation Blank Matrix (soil/water): SOIL

Preparation Blank Concentration Units (ug/L or mg/kg): MG/KG

Analyte	Initial Calib. Blank (ug/L)		Continuing Calibration Blank (ug/L)						Prepa- ration Blank		M
		C	1	C	2	C	3	C		C	
Antimony	11.5	B	2.4	B	5.7	B	3.5	B	1.202	B	



U.S. EPA - CLP

3  
BLANKS

Lab Name: Mitkem Corporation

Contract: 3563S-04

Lab Code: MITKEM

Case No.

SAS No.:

SDG No.: MD0529

Preparation Blank Matrix (soil/water): WATER

Preparation Blank Concentration Units (ug/L or mg/kg): UG/L

Analyte	Initial Calib. Blank (ug/L)		Continuing Calibration Blank (ug/L)						Prepa- ration Blank		M
	C		1	C	2	C	3	C	C		
Antimony									3.512	B	P

8A  
VOLATILE INTERNAL STANDARD AREA AND RT SUMMARY

Lab Name: MITKEM CORPORATION Contract: \_\_\_\_\_  
 Lab Code: MITKEM Case No.: \_\_\_\_\_ SAS No.: \_\_\_\_\_ SDG No.: MD0529  
 EPA Sample No. (VSTD050##): VSTD0505L Date Analyzed: 05/13/05  
 Lab File ID (Standard): V5F9941 Time Analyzed: 1009  
 Instrument ID: V5 Heated Purge: (Y/N) Y  
 GC Column: DB-624 ID: 0.25 (mm)

	IS1 (BCM) AREA #	RT #	IS2 (DFB) AREA #	RT #	IS3 (CBZ) AREA #	RT #
=====	=====	=====	=====	=====	=====	=====
12 HOUR STD	401080	5.11	1943927	6.11	1744916	9.20
UPPER LIMIT	802160	5.61	3887854	6.61	3489832	9.70
LOWER LIMIT	200540	4.61	971964	5.61	872458	8.70
=====	=====	=====	=====	=====	=====	=====
EPA SAMPLE						
=====	=====	=====	=====	=====	=====	=====
01 VBLK5L	328905	5.11	1640816	6.11	1457585	9.20
02 V5LLCS	365739	5.11	1912671	6.11	1679425	9.20
03 B-390	355616	5.12	1759581	6.11	1628523	9.20
04 B-390MS	341675	5.11	1728135	6.10	1506395	9.20
05 B-390MSD	335369	5.11	1650884	6.11	1494050	9.20
06 B-330	330080	5.11	1619431	6.11	1594240	9.20
07						
08						
09						
10						
11						
12						
13						
14						
15						
16						
17						
18						
19						
20						
21						
22						

IS1 (BCM) = Bromochloromethane  
 IS2 (DFB) = 1,4-Difluorobenzene  
 IS3 (CBZ) = Chlorobenzene-d5

AREA UPPER LIMIT = +100% of internal standard area  
 AREA LOWER LIMIT = - 50% of internal standard area  
 RT UPPER LIMIT = + 0.50 minutes of internal standard RT  
 RT LOWER LIMIT = - 0.50 minutes of internal standard RT

# Column used to flag values outside QC limits with an asterisk.  
 \* Values outside of QC limits

8A  
VOLATILE INTERNAL STANDARD AREA AND RT SUMMARY

Lab Name: MITKEM CORPORATION Contract: \_\_\_\_\_  
 Lab Code: MITKEM Case No.: \_\_\_\_\_ SAS No.: \_\_\_\_\_ SDG No.: MD0529  
 EPA Sample No. (VSTD050##): VSTD0506C Date Analyzed: 05/13/05  
 Lab File ID (Standard): V6D6112 Time Analyzed: 1047  
 Instrument ID: V6 Heated Purge: (Y/N) N  
 GC Column: DB-624 ID: 0.25 (mm)

	IS1 (BCM) AREA #	RT #	IS2 (DFB) AREA #	RT #	IS3 (CBZ) AREA #	RT #
=====	=====	=====	=====	=====	=====	=====
12 HOUR STD	364428	4.70	1895337	5.80	1794683	9.31
UPPER LIMIT	728856	5.20	3790674	6.30	3589366	9.81
LOWER LIMIT	182214	4.20	947669	5.30	897342	8.81
=====	=====	=====	=====	=====	=====	=====
EPA SAMPLE						
=====	=====	=====	=====	=====	=====	=====
01 VBLK6C	361873	4.70	1792107	5.80	1624719	9.30
02 V6CLCS	359222	4.71	1880181	5.80	1723154	9.31
03 RINSATE	332774	4.70	1584616	5.80	1496596	9.31
04						
05						
06						
07						
08						
09						
10						
11						
12						
13						
14						
15						
16						
17						
18						
19						
20						
21						
22						

IS1 (BCM) = Bromochloromethane  
 IS2 (DFB) = 1,4-Difluorobenzene  
 IS3 (CBZ) = Chlorobenzene-d5

AREA UPPER LIMIT = +100% of internal standard area  
 AREA LOWER LIMIT = - 50% of internal standard area  
 RT UPPER LIMIT = + 0.50 minutes of internal standard RT  
 RT LOWER LIMIT = - 0.50 minutes of internal standard RT

# Column used to flag values outside QC limits with an asterisk.  
 \* Values outside of QC limits

8A  
VOLATILE INTERNAL STANDARD AREA AND RT SUMMARY

Lab Name: MITKEM CORPORATION

Contract: \_\_\_\_\_

Lab Code: MITKEM Case No.: \_\_\_\_\_

SAS No.: \_\_\_\_\_ SDG No.: MD0529

EPA Sample No. (VSTD050##): VSTD0506D

Date Analyzed: 05/16/05

Lab File ID (Standard): V6D6141

Time Analyzed: 1018

Instrument ID: V6

Heated Purge: (Y/N) N

GC Column: DB-624 ID: 0.25 (mm)

	IS1 (BCM) AREA #	RT #	IS2 (DFB) AREA #	RT #	IS3 (CBZ) AREA #	RT #
=====	=====	=====	=====	=====	=====	=====
12 HOUR STD	366813	4.70	1958069	5.80	1845177	9.31
UPPER LIMIT	733626	5.20	3916138	6.30	3690354	9.81
LOWER LIMIT	183407	4.20	979035	5.30	922589	8.81
=====	=====	=====	=====	=====	=====	=====
EPA SAMPLE						
=====	=====	=====	=====	=====	=====	=====
01 VBLK6E	372701	4.70	1797753	5.80	1674592	9.31
02 V6ELCS	359448	4.70	1799759	5.79	1689352	9.31
03 B-390DL	349266	4.70	1720031	5.80	1627737	9.31
04 B-390DLMS	369893	4.70	1857421	5.80	1724237	9.31
05 B-390DLMSD	356254	4.70	1795355	5.79	1702012	9.30
06						
07						
08						
09						
10						
11						
12						
13						
14						
15						
16						
17						
18						
19						
20						
21						
22						

IS1 (BCM) = Bromochloromethane  
IS2 (DFB) = 1,4-Difluorobenzene  
IS3 (CBZ) = Chlorobenzene-d5

AREA UPPER LIMIT = +100% of internal standard area  
AREA LOWER LIMIT = - 50% of internal standard area  
RT UPPER LIMIT = + 0.50 minutes of internal standard RT  
RT LOWER LIMIT = - 0.50 minutes of internal standard RT

# Column used to flag values outside QC limits with an asterisk.  
\* Values outside of QC limits

8A  
VOLATILE INTERNAL STANDARD AREA AND RT SUMMARY

Lab Name: MITKEM CORPORATION Contract: \_\_\_\_\_  
 Lab Code: MITKEM Case No.: \_\_\_\_\_ SAS No.: \_\_\_\_\_ SDG No.: MD0529  
 EPA Sample No. (VSTD050##): VSTD0506F Date Analyzed: 05/17/05  
 Lab File ID (Standard): V6D6171 Time Analyzed: 1010  
 Instrument ID: V6 Heated Purge: (Y/N) N  
 GC Column: DB-624 ID: 0.25 (mm)

	IS1 (BCM) AREA #	RT #	IS2 (DFB) AREA #	RT #	IS3 (CBZ) AREA #	RT #
=====	=====	=====	=====	=====	=====	=====
12 HOUR STD	373860	4.70	1901929	5.80	1790182	9.31
UPPER LIMIT	747720	5.20	3803858	6.30	3580364	9.81
LOWER LIMIT	186930	4.20	950965	5.30	895091	8.81
=====	=====	=====	=====	=====	=====	=====
EPA SAMPLE						
=====	=====	=====	=====	=====	=====	=====
01 VBLK6F	392115	4.70	1989492	5.80	1826842	9.31
02 VBLK6G	402849	4.71	2027826	5.79	1847884	9.30
03 B-330DL	347239	4.71	1650019	5.79	1745614	9.30
04 VHBLK6F	349512	4.70	1720241	5.80	1610539	9.31
05						
06						
07						
08						
09						
10						
11						
12						
13						
14						
15						
16						
17						
18						
19						
20						
21						
22						

IS1 (BCM) = Bromochloromethane  
 IS2 (DFB) = 1,4-Difluorobenzene  
 IS3 (CBZ) = Chlorobenzene-d5

AREA UPPER LIMIT = +100% of internal standard area  
 AREA LOWER LIMIT = - 50% of internal standard area  
 RT UPPER LIMIT = + 0.50 minutes of internal standard RT  
 RT LOWER LIMIT = - 0.50 minutes of internal standard RT

# Column used to flag values outside QC limits with an asterisk.  
 \* Values outside of QC limits

8B  
SEMIVOLATILE INTERNAL STANDARD AREA AND RT SUMMARY

Lab Name: MITKEM CORPORATION Contract: \_\_\_\_\_  
 Lab Code: MITKEM Case No.: \_\_\_\_\_ SAS No.: \_\_\_\_\_ SDG No.: MD0529  
 EPA Sample No. (SSTD050##): SSTD0501W Date Analyzed: 05/25/05  
 Lab File ID (Standard): S1E4506 Time Analyzed: 0853  
 Instrument ID: S1 GC Column: DB-5MS ID: 0.25 (mm)

	IS1 (DCB) AREA #	RT #	IS2 (NPT) AREA #	RT #	IS3 (ANT) AREA #	RT #
=====	=====	=====	=====	=====	=====	=====
12 HOUR STD	297131	5.52	1124444	7.44	619103	10.22
UPPER LIMIT	594262	6.02	2248888	7.94	1238206	10.72
LOWER LIMIT	148566	5.02	562222	6.94	309552	9.72
=====	=====	=====	=====	=====	=====	=====
EPA SAMPLE NO.						
=====	=====	=====	=====	=====	=====	=====
01 SBLK1W	270712	5.52	973479	7.43	533791	10.22
02 S1WLCS	309175	5.52	1080842	7.43	578022	10.22
03 S1WLCS	280993	5.52	911999	7.44	534085	10.21
04 SBLK1X	329414	5.52	1105742	7.44	571539	10.22
05 S1XLCS	324831	5.52	1105487	7.44	522000	10.22
06 B-390	375666	5.52	1347228	7.43	660674	10.21
07 RINSATE2	370640	5.52	1294587	7.43	714495	10.22
08 B-390MS	463323	5.52	1482829	7.44	786670	10.22
09 B-390MSD	456818	5.52	1497779	7.43	639126	10.22
10						
11						
12						
13						
14						
15						
16						
17						
18						
19						
20						
21						
22						

IS1 (DCB) = 1,4-Dichlorobenzene-d4  
 IS2 (NPT) = Naphthalene-d8  
 IS3 (ANT) = Acenaphthene-d10

AREA UPPER LIMIT = +100% of internal standard area  
 AREA LOWER LIMIT = - 50% of internal standard area  
 RT UPPER LIMIT = + 0.50 minutes of internal standard RT  
 RT LOWER LIMIT = - 0.50 minutes of internal standard RT

# Column used to flag values outside QC limits with an asterisk.  
 \* Values outside of QC limits

8C  
SEMIVOLATILE INTERNAL STANDARD AREA AND RT SUMMARY

Lab Name: MITKEM CORPORATION Contract: \_\_\_\_\_  
 Lab Code: MITKEM Case No.: \_\_\_\_\_ SAS No.: \_\_\_\_\_ SDG No.: MD0529  
 EPA Sample No. (SSTD050##): SSTD0501W Date Analyzed: 05/25/05  
 Lab File ID (Standard): S1E4506 Time Analyzed: 0853  
 Instrument ID: S1 GC Column: DB-5MS ID: 0.25 (mm)

	IS4 (PHN) AREA #	RT #	IS5 (CRY) AREA #	RT #	IS6 (PRY) AREA #	RT #
=====	=====	=====	=====	=====	=====	=====
12 HOUR STD	1018707	12.60	1266448	16.86	973706	18.99
UPPER LIMIT	2037414	13.10	2532896	17.36	1947412	19.49
LOWER LIMIT	509354	12.10	633224	16.36	486853	18.49
=====	=====	=====	=====	=====	=====	=====
EPA SAMPLE NO.						
=====	=====	=====	=====	=====	=====	=====
01 SBLK1W	954565	12.60	932856	16.85	939850	18.98
02 S1WLCS	994520	12.60	1091720	16.86	1004047	18.98
03 S1WLCSD	874804	12.59	943573	16.85	913301	18.98
04 SBLK1X	901246	12.59	829293	16.85	888495	18.98
05 S1XLCS	771615	12.60	654829	16.85	684521	18.98
06 B-390	1102637	12.59	1021343	16.86	992447	18.98
07 RINSATE2	1188261	12.60	1154248	16.85	1034238	18.98
08 B-390MS	1193192	12.59	1099183	16.85	1063998	18.98
09 B-390MSD	1037534	12.60	1224768	16.87	1110466	19.00
10						
11						
12						
13						
14						
15						
16						
17						
18						
19						
20						
21						
22						

IS4 (PHN) = Phenanthrene-d10  
 IS5 (CRY) = Chrysene-d12  
 IS6 (PRY) = Perylene-d12

AREA UPPER LIMIT = +100% of internal standard area  
 AREA LOWER LIMIT = - 50% of internal standard area  
 RT UPPER LIMIT = + 0.50 minutes of internal standard RT  
 RT LOWER LIMIT = - 0.50 minutes of internal standard RT

# Column used to flag values outside QC limits with an asterisk.  
 \* Values outside of QC limits

## Mitkem Corporation

New York State Department of Environmental Conservation  
Sample Identification and Analytical Requirements Summary

Project Name: **5 HUNTS ROAD**

SDG: D0529

[illegible]

NYASP 10/95



# Mitkem Corporation

## New York State Department of Environmental Conservation

### Sample Preparation and Analyses Summary Volatile (VOA) Analyses

Project Name: **5 HUNTS ROAD**

SDG: **D0529**

Laboratory Sample ID	Matrix	Date Collected	Date Received by Lab	Date Extracted	Date Analyzed
D0529-01C	SL	5/5/05	5/7/05	5/13/05; 5/16/05	5/13/05; 5/16/05
D0529-01CMS	SL	5/5/05	5/7/05	↓	↓
D0529-01CMSD	SL	5/5/05	5/7/05		
D0529-02A	SL	5/5/05	5/7/05		5/13/05; 5/17/05
D0529-03A	AQ	5/5/05	5/7/05	NA	5/13/05

NYASP 10/95

# Mitkem Corporation

## New York State Department of Environmental Conservation

### Sample Preparation and Analyses Summary Semivolatile (SVOA) Analyses

Project Name: **5 HUNTS ROAD**

SDG: **D0529**

Laboratory Sample ID	Matrix	Date Collected	Date Received by Lab	Date Extracted	Date Analyzed
D0529-01A	SL	5/5/05	5/7/05	5/13/05	5/25/05
D0529-01AMS	SL	5/5/05	5/7/05	↓	↓
D0529-01AMSD	SL	5/5/05	5/7/05	↓	↓
D0529-03B	AQ	5/5/05	5/7/05	5/12/05	5/25/05

NYASP 10/95

## Mitkem Corporation

### New York State Department of Environmental Conservation

#### Sample Preparation and Analyses Summary Pesticides/PCB Analyses

Project Name: **5 HUNTS ROAD**

SDG: **D0529**

Laboratory Sample ID	Matrix	Date Collected	Date Received by Lab	Date Extracted	Date Analyzed
D0529-01A	SL	5/5/05	5/7/05	5/13/05	5/26/05
D0529-01AMS	SL	5/5/05	5/7/05	↓	↓
D0529-01AMSD	SL	5/5/05	5/7/05	↓	↓
D0529-03B	AQ	5/5/05	5/7/05	5/12/05	5/26/05

NYASP 10/95

# Mitkem Corporation

## New York State Department of Environmental Conservation

### Sample Preparation and Analyses Summary Volatile (VOA) Analyses

Project Name: **5 HUNTS ROAD**

SDG: **D0529**

Laboratory Sample ID	Matrix	Analytical Protocol	Extraction Method	Low/Medium Level	Dil/Conc Factor
D0529-01C	SL	ASP	NA; Methanol	Low; Medium	1; 125
D0529-01CMS	SL	ASP	↓	↓	↓
D0529-01CMSD	SL	ASP	↓	↓	↓
D0529-02A	SL	ASP	NA; Methanol	Low; Medium	5; 6100
D0529-03A	AQ	ASP	NA	NA	1

NYASP 10/95

## Mitkem Corporation

New York State Department of Environmental Conservation

### Sample Preparation and Analyses Summary

#### Semivolatile (SVOA) Analyses

Project Name: **5 HUNTS ROAD**

SDG: D0529

[illegible]

NYASP 10/95

# Mitkem Corporation

## New York State Department of Environmental Conservation

### Sample Preparation and Analyses Summary Pesticides/PCB Analyses

Project Name: **5 HUNTS ROAD**

SDG: **D0529**

Laboratory Sample ID	Matrix	Analytical Protocol	Extraction Method	Auxiliary Cleanup	Dil/Conc Factor
D0529-01A	SL	ASP	35SD3	GPE/Florisil/copper	1
D0529-01AMS	SL	ASP	↓	↓	↓
D0529-01AMSD	SL	ASP	↓	↓	↓
D0529-03B	AQ	ASP	3510C	Florisil/copper	1

NYASP 10/95

# Mitkem Corporation

## New York State Department of Environmental Conservation

### Sample Preparation and Analyses Summary Inorganic Analyses

Project Name: **5 HUNTS ROAD**

SDG: **D0529**

Laboratory Sample ID	Matrix	Metals Requested	Date Received by Lab	Date Analyzed
D0529-01A	SL	6010/7471	5/7/05	5/13/05 - 5/20/05
D0529-01AMS	SL	6010/7471	5/7/05	↓
D0529-01AMSD	SL	6010/7471	5/7/05	
D0529-03D	AQ	6010/7471	5/7/05	5/13/05 - 5/20/05

NYASP 10/95

Analytical Data Package for Day Environmental, Inc.

Client Project No.: 5 Hunt Road, Jamestown, NY

Mitkem Work Order ID: D0529

June 1, 2005

Prepared For: Day Environmental, Inc.  
40 Commercial Street  
Rochester, NY 14614  
Attn: Mr. Chris Davidson

Prepared By: Mitkem Corporation  
175 Metro Center Boulevard  
Warwick, RI 02886  
(401) 732-3400



## SDG Narrative

Mitkem Corporation submits the enclosed data package in response to Day Environmental Inc.'s 5 Hunt Road, Jamestown, NY project. Under this deliverable, analysis results are presented for one aqueous and two soil samples that were received on May 7, 2005. Analyses were performed per specifications in the project's contract and the chain of custody forms. Sample Identifications were shortened where necessary due to limitations in data reporting software. Following the narrative is a table of sample identifications for cross-referencing full client sample ID, shortened client sample ID and laboratory sample ID, along with the Mitkem Work Order.

The analyses were performed and reported per NYSDEC ASP (2000 update) requirement for Category B deliverable.

The following observation and/or deviations are observed for the following analyses:

### 1. Overall observation:

Where needed, manual integrations were performed to improve data quality. The corrections were reviewed and associated hardcopies generated and reported as required. Manual integrations are coded to provide the data reviewer justification for such action. The codes are labeled on the ion chromatogram signal (GC/MS signal) and chromatogram for GC based analysis as follows:

- M1            peak tailing or fronting.
- M2            peak co-elution.
- M3            rising or falling baseline.
- M4            retention time shift.
- M5            miscellaneous – under this category, the justification is explained.

The enclosed report includes the originals of all data with the exception of logbook pages and certain initial calibrations. Photocopies of logbook pages are included, with the originals maintained on file at the laboratory. The originals of initial calibrations that are shared among several cases are maintained on file at the laboratory, with photocopies included in the data package.

## 2. Volatiles Analysis:

Trap used for instruments V5 and V6: OI Analytical #10 trap containing 8 cm each of Tenax, silica gel and carbon molecular sieve.

GC column used: 30 m x 0.25 mm id (1.4 um film thickness) DB-624 capillary column.

Alkanes were determined as part of TIC. The alkanes are reported in the Alkane Narrative Report following the SDG Narrative.

The aqueous sample was acid preserved; pH <2.

Surrogate recovery: recoveries were within the QC limits with the exception of high recovery of bromofluorobenzene in sample B-330. The sample was re-analyzed at dilution with surrogate recoveries within the QC limits.

Lab control sample: spike recoveries were within the QC limits.

Matrix spike/matrix spike duplicate: duplicate matrix spikes were performed on sample B-390 for both the low-level and medium-level analyses. Spike recoveries and replicate RPDs were within the QC limits.

Sample analysis: sample B-330 was initially analyzed using 1g of sample. This is equivalent to a 5x dilution. Due to high concentration of target analytes, samples B-330 and B-390 were re-analyzed at dilution by medium-level analysis. In addition to the medium-level analysis, sample B-330 was further analyzed at 50x dilution. No other unusual observation was made for the analysis.

## 3. Semivolatile Analysis:

GC column: 30 m x 0.25 mm id (0.5 um film thickness) DB-5MS capillary column

Surrogate recovery: recoveries were within the QC limits.

Lab control sample/lab control sample duplicate: spike recoveries were within the QC limits with the exception of high recovery of 4-nitrophenol and pentachlorophenol in S1WLCS and high recovery of 4-nitrophenol in the duplicate. Replicate RPDs were within the QC limits.

Matrix spike/matrix spike duplicate: duplicate matrix spikes were performed on sample B-390. Spike recoveries and replicate RPDs were within the QC limits.

Sample analysis: no other unusual observation was made for the analysis.

#### 4. Pesticides/PCB Analysis:

GC column used: 30 m x 0.53 mm id (0.5 um film thickness) CLPPest and 30 m x 0.53 mm id (0.42 um film thickness) CLPPestII megabore columns

Surrogate recovery: recoveries were within the QC limits with the exception of high recovery of tetrachloro-m-xylene in one column for sample RINSATE2.

Lab control sample/lab control sample duplicate: spike recoveries and replicate RPDs were within the QC limits.

Matrix spike/matrix spike duplicate: duplicate matrix spikes were performed on sample B-390. Spike recoveries and replicate RPDs were within the QC limits.

Sample analysis: no other unusual observation was made for the analysis.

#### 5. Metals Analysis:

Mercury was analyzed using a Perkin Elmer Model 100 FIMS cold vapor atomic absorption analyzer. The other elements were analyzed using either a Perkin Elmer Model 3100XL Optima or a Perkin Elmer Model 4300DV ICAP.

Lab control sample: spike recoveries were within the QC limits.

Matrix spike: matrix spike was performed on sample B-390. Spike recoveries were within the QC limits with the exception of antimony, selenium and silver. Antimony, selenium and silver are flagged with an "N" on the data report forms. A post digest spike was performed and reported for antimony and selenium. The percent recovery for manganese could not be accurately determined, as the sample concentration was significantly greater than the spike concentration. When the sample concentration is more than four times the spike concentration, it tends to obscure the relatively smaller spike amount; control limits do not apply in this circumstance.

Matrix duplicate: matrix duplicate was performed on sample B-390. Replicate RPDs were within the QC limits with the exception of arsenic, calcium, chromium, iron, magnesium and manganese. These elements are flagged with an "\*" on the data report forms.

Sample analysis: serial dilution was performed on samples B-390 and RINSATE2 with spike recoveries within the QC limits with the exception of copper for sample B-390. Copper is flagged with an "E" on the data report forms. No other unusual observation was made for the analysis.

#### 6. Cyanide Analysis:

The cyanide samples were prepared using minidistill apparatus by Kontes. The resultant distillates were analyzed using a Lachat QuikChem 8000 autoanalyzer.

Lab control sample: spike recovery was within the QC limits.


Matrix spike: matrix spike was performed on soil sample B-390 and aqueous sample RINSATE2. Spike recovery was within the QC limits for both samples.

Matrix duplicate: matrix duplicate was performed on soil sample B-390 and aqueous sample RINSATE2. Replicate RPD was within the QC limits for both samples.

Sample analysis: no unusual observation was made for the analysis.

All pages in this report have been numbered consecutively, starting with the title page and ending with a page saying only "Last Page of Data Report".

I certify that this data package is in compliance, both technically and for completeness, for other than the conditions detailed above. Release of the data contained in this hardcopy data package has been authorized by the laboratory manager or his designee, as verified by the following signature.



Agnes Ng  
CLP Project Manager  
06/01/05

ALKANE NARRATIVE REPORT  
Report date : 05/31/2005  
SDG: MD0529

Client Sample ID: B-330	Lab Sample ID: D0529-02A	File ID: V5F9954
Compound	RT	Est. Conc. Q
-----	-----	-----
Branched Alkane	10.12	5200 J
Cyclic Alkane	10.25	9100 J
Branched Alkane	11.74	3400 J

Client Sample ID: B-330DL	Lab Sample ID: D0529-02ADL	File ID: V6D6175
Compound	RT	Est. Conc. Q
-----	-----	-----
Branched Alkane	10.41	280000 JD
Branched Alkane	11.85	430000 JD
Cyclic Alkane	12.18	210000 JD
Branched Alkane	12.40	190000 JD
Branched Alkane	12.55	220000 JD

Client ID: DAY

Project: Jamestown

Location: 5 HUNTS ROAD

Comments: N/A

Case:

SDG:

PO: 3563S-04

Report Level: ASP-B

EDD:

HC Due: 05/30/05

Fax Due:

Sample ID	Client Sample ID	Collection Date	Date Received	Matrix	Test Code	Lab Test Comments	Isd	MS	SEL	Storage
D0529-01A	B-390	05/05/05 08:43	05/07/05	Soil	OLM4.2_PH	NYS CLP - ADD LCS, OLM		✓		C2
					OLM4.2_PP_S	NYS CLP - ADD LCS, OLM		✓		C2
					OLM4.2_SVOA_S	NYS CLP - ADD LCS, OLM		✓		C2
					PMoist					C2
D0529-01B	B-390	05/05/05 08:43	05/07/05	Soil	ILM4.1_CN_S			✓		C2
					ILM4.1_HG_S	ILM		✓		C2
					ILM4.1_JCP_S	ILM		✓	✓	C2
D0529-01C	B-390	05/05/05 08:43	05/07/05	Soil	OLM4.2_VOA_LOW_S	NYS CLP - ADD LCS		✓		VOA
D0529-02A	B-330	05/05/05 08:29	05/07/05	Soil	OLM4.2_VOA_LOW_S	NYS CLP - ADD LCS				VOA
					PMoist					VOA
D0529-03A	RINSATE2	05/05/05 07:45	05/07/05	Aqueous	OLM4.2_VOA_W	NYS CLP - ADD LCS				VOA
D0529-03B	RINSATE2	05/05/05 07:45	05/07/05	Aqueous	OLM4.2_PP_W	NYS CLP - ADD LCS				C2
					OLM4.2_SVOA_W	NYS CLP - ADD LCS				C2

Client Rep: Agnes R Ng

Page 1 of 2

Client ID: DAY

Project: Jamestown

Location: 5 HUNTS ROAD

Comments: N/A

Case:

SDG:

PO: 3563S-04

Report Level: ASP-B

EDD:

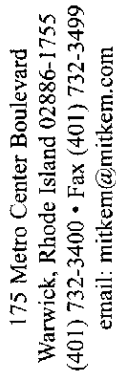
HC Due: 05/30/05

Fax Due:

Sample ID	Client Sample ID	Collection Date	Date Received	Matrix	Test Code	Lab Test Comments	Iold	MS	SEL	Storage
D0529-03C	RINSATE2	05/05/05 07:45	05/07/05	Aqueous	ILM4.1_CN_W					C2
D0529-03D	RINSATE2	05/05/05 07:45	05/07/05	Aqueous	ILM4.1_HG_W	ILM				M4
					ILM4.1_JCP_W	ILM			✓	M4

## Sample Transmittal Documentation





## Page 1 of 1

-0010

WHITE: LABORATORY COPY  
YELLOW: REPORT COPY  
PINK: CLIENT'S COPY

**MITKEM CORPORATION**  
**Sample Condition Form**

Page 1 of 1

Received By: <u>ARN</u>		Reviewed By: <u>JH</u>		Date: <u>5/7/05</u>		MITKEM Project #: <u>D0529</u>		
Client Project: <u>James town</u>				Client: <u>Day</u>				
		Lab Sample ID		Preservation (pH)				Soil Headspace or Air Bubbles ≥ 1/4"
				HNO <sub>3</sub>	H <sub>2</sub> SO <sub>4</sub>	HCl	NaOH	
Cooler Sealed <u>Yes</u> / No		<u>D0529</u>	<u>01</u>					<u>US</u>
		<u>↓</u>	<u>02</u>					<u>US</u>
1) Custody Seal(s)      Present / Absent		<u>D0529</u>	<u>03</u>	<u>C2</u>			<u>712</u>	<u>11</u>
Coolers / Bottles								
Intact / Broken								
2) Custody Seal Number(s)								
3) Chain-of-Custody								
<u>Present</u> / Absent								
4) Cooler Temperature								
Coolant Condition								
5) Airbill(s)								
Airbill Number(s)								
<u>Present</u> / Absent								
<u>FedEx</u>								
<u>350764707960</u>								
6) Sample Bottles								
<u>Intact</u> /Broken/Leaking								
7) Date Received								
<u>5/7/05</u>								
8) Time Received								
<u>930</u>								
Preservative Name/Lot No:								

VOA Matrix Key:

**US** = Unpreserved Soil    **A** = Air

**UA** = Unpreserved Aqueo   **H** = HCl

**M/N** = MeOH & NaHSO<sub>4</sub>   **E** = Encore

**N** = NaHSO<sub>4</sub>    **M** = MeOH

See Sample Condition Notification/Corrective Action Form    yes / no

Rad OK    yes/ no



\* Volatiles \*

2A  
WATER VOLATILE SYSTEM MONITORING COMPOUND RECOVERY

Lab Name: MITKEM CORPORATION Contract: \_\_\_\_\_

Lab Code: MITKEM Case No.: \_\_\_\_\_ SAS No.: \_\_\_\_\_ SDG No.: MD0529

	EPA SAMPLE NO.	SMC1 (TOL) #	SMC2 (BFB) #	SMC3 (DCE) #	OTHER	TOT OUT
01	VBLK6C	107	98	102		0
02	V6CLCS	96	89	101		0
03	RINSATE	106	101	106		0
04	VBLK6F	92	88	88		0
05	VHBLK6F	89	93	92		0
06						
07						
08						
09						
10						
11						
12						
13						
14						
15						
16						
17						
18						
19						
20						
21						
22						
23						
24						
25						
26						
27						
28						
29						
30						

QC LIMITS

SMC1 (TOL) = Toluene-d8 (88-110)  
 SMC2 (BFB) = Bromofluorobenzene (86-115)  
 SMC3 (DCE) = 1,2-Dichloroethane-d4 (76-114)

# Column to be used to flag recovery values

\* Values outside of contract required QC limits

2B  
SOIL VOLATILE SYSTEM MONITORING COMPOUND RECOVERY

Lab Name: MITKEM CORPORATION Contract: \_\_\_\_\_

Lab Code: MITKEM Case No.: \_\_\_\_\_ SAS No.: \_\_\_\_\_ SDG No.: MD0529

Level: (low/med) LOW

	EPA SAMPLE NO.	SMC1 (TOL) #	SMC2 (BFB) #	SMC3 (DCE) #	OTHER	TOT OUT
01	VBLK5L	102	96	104		0
02	V5LLCS	100	95	96		0
03	B-390	96	100	97		0
04	B-390MS	101	99	95		0
05	B-390MSD	99	101	99		0
06	B-330	100	140*	100		1
07						
08						
09						
10						
11						
12						
13						
14						
15						
16						
17						
18						
19						
20						
21						
22						
23						
24						
25						
26						
27						
28						
29						
30						

QC LIMITS

SMC1 (TOL) = Toluene-d8 (84-138)  
 SMC2 (BFB) = Bromofluorobenzene (59-113)  
 SMC3 (DCE) = 1,2-Dichloroethane-d4 (70-121)

# Column to be used to flag recovery values

\* Values outside of contract required QC limits

2B  
SOIL VOLATILE SYSTEM MONITORING COMPOUND RECOVERY

Lab Name: MITKEM CORPORATION Contract: \_\_\_\_\_

Lab Code: MITKEM Case No.: \_\_\_\_\_ SAS No.: \_\_\_\_\_ SDG No.: MD0529

Level: (low/med) MED

	EPA SAMPLE NO.	SMC1 (TOL) #	SMC2 (BFB) #	SMC3 (DCE) #	OTHER	TOT OUT
	=====	=====	=====	=====	=====	=====
01	VBLK6E	92	90	87		0
02	V6ELCS	100	97	95		0
03	B-390DL	97	94	93		0
04	B-390DLMS	93	93	89		0
05	B-390DLMSD	101	97	96		0
06	VBLK6G	87	84	86		0
07	B-330DL	90	111	97		0
08						
09						
10						
11						
12						
13						
14						
15						
16						
17						
18						
19						
20						
21						
22						
23						
24						
25						
26						
27						
28						
29						
30						

QC LIMITS

SMC1 (TOL) = Toluene-d8 (84-138)  
 SMC2 (BFB) = Bromofluorobenzene (59-113)  
 SMC3 (DCE) = 1,2-Dichloroethane-d4 (70-121)

# Column to be used to flag recovery values

\* Values outside of contract required QC limits

3B  
SOIL VOLATILE MATRIX SPIKE/MATRIX SPIKE DUPLICATE RECOVERY

Lab Name: MITKEM CORPORATION Contract: \_\_\_\_\_  
 Lab Code: MITKEM Case No.: \_\_\_\_\_ SAS No.: \_\_\_\_\_ SDG No.: MD0529  
 Matrix Spike - EPA Sample No.: B-390DL Level: (low/med) MED

COMPOUND	SPIKE ADDED (ug/Kg)	SAMPLE CONCENTRATION (ug/Kg)	MS CONCENTRATION (ug/Kg)	MS % REC #	QC. LIMITS REC.
=====	=====	=====	=====	=====	=====
1,1-Dichloroethene	7500	0.0	6300	84	59-172
Trichloroethene	7500	0.0	7100	95	62-137
Benzene	7500	0.0	7800	104	66-142
Toluene	7500	0.0	7900	105	59-139
Chlorobenzene	7500	0.0	8100	108	60-133

COMPOUND	SPIKE ADDED (ug/Kg)	MSD CONCENTRATION (ug/Kg)	MSD % REC #	% RPD #	QC LIMITS RPD	REC.
=====	=====	=====	=====	=====	=====	=====
1,1-Dichloroethene	7500	7300	97	14	22	59-172
Trichloroethene	7500	8000	107	12	24	62-137
Benzene	7500	8800	117	12	21	66-142
Toluene	7500	8800	117	11	21	59-139
Chlorobenzene	7500	8800	117	8	21	60-133

# Column to be used to flag recovery and RPD values with an asterisk

\* Values outside of QC limits

RPD: 0 out of 5 outside limits

Spike Recovery: 0 out of 10 outside limits

COMMENTS: \_\_\_\_\_  
 \_\_\_\_\_  
 \_\_\_\_\_

3B  
SOIL VOLATILE MATRIX SPIKE/MATRIX SPIKE DUPLICATE RECOVERY

Lab Name: MITKEM CORPORATION Contract: \_\_\_\_\_  
 Lab Code: MITKEM Case No.: \_\_\_\_\_ SAS No.: \_\_\_\_\_ SDG No.: TEST2  
 Matrix Spike - EPA Sample No.: B-390 Level: (low/med) LOW

COMPOUND	SPIKE ADDED (ug/Kg)	SAMPLE CONCENTRATION (ug/Kg)	MS CONCENTRATION (ug/Kg)	MS % REC #	QC. LIMITS REC.
1,1-Dichloroethene	58	0.0	70	121	59-172
Trichloroethene	58	5	68	109	62-137
Benzene	58	0.0	65	112	66-142
Toluene	58	0.0	62	107	59-139
Chlorobenzene	58	0.0	60	103	60-133

COMPOUND	SPIKE ADDED (ug/Kg)	MSD CONCENTRATION (ug/Kg)	MSD % REC #	% RPD #	QC LIMITS RPD	REC.
1,1-Dichloroethene	60	63	105	14	22	59-172
Trichloroethene	60	72	112	3	24	62-137
Benzene	60	69	115	3	21	66-142
Toluene	60	64	107	0	21	59-139
Chlorobenzene	60	62	103	0	21	60-133

# Column to be used to flag recovery and RPD values with an asterisk

\* Values outside of QC limits

RPD: 0 out of 5 outside limits

Spike Recovery: 0 out of 10 outside limits

COMMENTS: \_\_\_\_\_



FORM 3  
WATER VOLATILE LAB CONTROL SAMPLE

Lab Name: MITKEM CORPORATION Contract: \_\_\_\_\_  
Lab Code: MITKEM Case No.: \_\_\_\_\_ SAS No.: \_\_\_\_\_ SDG No.: MD0529  
Matrix Spike - Sample No.: V6CLCS

COMPOUND	SPIKE ADDED (ug/L)	SAMPLE CONCENTRATION (ug/L)	LCS CONCENTRATION (ug/L)	LCS % REC #	QC. LIMITS REC.
=====	=====	=====	=====	=====	=====
1,1-Dichloroethene	50		55	110	59-172
Trichloroethene	50		52	104	62-137
Benzene	50		60	120	66-142
Toluene	50		62	124	59-139
Chlorobenzene	50		63	126	60-133

# Column to be used to flag recovery and RPD values with an asterisk

\* Values outside of QC limits

RPD: 0 out of 0 outside limits

Spike Recovery: 0 out of 5 outside limits

COMMENTS: \_\_\_\_\_  
\_\_\_\_\_

FORM III VOA

FORM 3  
SOIL VOLATILE LAB CONTROL SAMPLE

Lab Name: MITKEM CORPORATION Contract: \_\_\_\_\_  
 Lab Code: MITKEM Case No.: \_\_\_\_\_ SAS No.: \_\_\_\_\_ SDG No.: MD0529  
 Matrix Spike - Sample No.: V5LLCS Level: (low/med) LOW

COMPOUND	SPIKE ADDED (ug/Kg)	SAMPLE CONCENTRATION (ug/Kg)	LCS CONCENTRATION (ug/Kg)	LCS % REC #	QC. LIMITS REC.
1,1-Dichloroethene	50		56	112	59-172
Trichloroethene	50		56	112	62-137
Benzene	50		57	114	66-142
Toluene	50		56	112	59-139
Chlorobenzene	50		58	116	60-133

# Column to be used to flag recovery and RPD values with an asterisk

\* Values outside of QC limits

RPD: 0 out of 0 outside limits

Spike Recovery: 0 out of 5 outside limits

COMMENTS: \_\_\_\_\_

FORM III VOA

FORM 3  
SOIL VOLATILE LAB CONTROL SAMPLE

Lab Name: MITKEM CORPORATION Contract: \_\_\_\_\_  
Lab Code: MITKEM Case No.: \_\_\_\_\_ SAS No.: \_\_\_\_\_ SDG No.: MD0529  
Matrix Spike - Sample No.: V6ELCS Level: (low/med) MED

COMPOUND	SPIKE ADDED (ug/Kg)	SAMPLE CONCENTRATION (ug/Kg)	LCS CONCENTRATION (ug/Kg)	LCS % REC #	QC. LIMITS REC.
=====	=====	=====	=====	=====	=====
1,1-Dichloroethene	6300		4800	76	61-145
Trichloroethene	6300		6300	100	71-120
Benzene	6300		7000	111	76-127
Toluene	6300		7100	113	76-125
Chlorobenzene	6300		7200	114	75-130

# Column to be used to flag recovery and RPD values with an asterisk

\* Values outside of QC limits

RPD: 0 out of 0 outside limits

Spike Recovery: 0 out of 5 outside limits

COMMENTS: \_\_\_\_\_  
\_\_\_\_\_

FORM III VOA

4A  
VOLATILE METHOD BLANK SUMMARY

EPA SAMPLE NO.

VBLK5L

Lab Name: MITKEM CORPORATION

Contract: \_\_\_\_\_

Lab Code: MITKEM Case No.: \_\_\_\_\_

SAS No.: \_\_\_\_\_ SDG No.: MD0529

Lab File ID: V5F9942

Lab Sample ID: MB-18114

Date Analyzed: 05/13/05

Time Analyzed: 1059

GC Column: DB-624 ID: 0.25 (mm)

Heated Purge: (Y/N) Y

Instrument ID: V5

THIS METHOD BLANK APPLIES TO THE FOLLOWING SAMPLES, MS, and MSD:

	EPA SAMPLE NO.	LAB SAMPLE ID	LAB FILE ID	TIME ANALYZED
	=====	=====	=====	=====
01	V5LLCS	LCS-18114	V5F9943	1136
02	B-390	D0529-01C	V5F9951	1546
03	B-390MS	D0529-01CMS	V5F9952	1619
04	B-390MSD	D0529-01CMSD	V5F9953	1652
05	B-330	D0529-02A	V5F9954	1724
06				
07				
08				
09				
10				
11				
12				
13				
14				
15				
16				
17				
18				
19				
20				
21				
22				
23				
24				
25				
26				
27				
28				
29				
30				

COMMENTS:

\_\_\_\_\_

\_\_\_\_\_

4A  
VOLATILE METHOD BLANK SUMMARY

EPA SAMPLE NO.

VBK6C

Lab Name: MITKEM CORPORATION

Contract: \_\_\_\_\_

Lab Code: MITKEM Case No.: \_\_\_\_\_

SAS No.: \_\_\_\_\_ SDG No.: MD0529

Lab File ID: V6D6113

Lab Sample ID: MB-18113

Date Analyzed: 05/13/05

Time Analyzed: 1141

GC Column: DB-624 ID: 0.25 (mm)

Heated Purge: (Y/N) N

Instrument ID: V6

THIS METHOD BLANK APPLIES TO THE FOLLOWING SAMPLES, MS, and MSD:

	EPA SAMPLE NO.	LAB SAMPLE ID	LAB FILE ID	TIME ANALYZED
01	V6CLCS	LCS-18113	V6D6115	1342
02	RINSATE	D0529-03A	V6D6128	2004
03				
04				
05				
06				
07				
08				
09				
10				
11				
12				
13				
14				
15				
16				
17				
18				
19				
20				
21				
22				
23				
24				
25				
26				
27				
28				
29				
30				

COMMENTS:

4A  
VOLATILE METHOD BLANK SUMMARY

EPA SAMPLE NO.

VBLK6E

Lab Name: MITKEM CORPORATION Contract: \_\_\_\_\_

Lab Code: MITKEM Case No.: \_\_\_\_\_ SAS No.: \_\_\_\_\_ SDG No.: MD0529

Lab File ID: V6D6148 Lab Sample ID: MB-18128

Date Analyzed: 05/16/05 Time Analyzed: 1456

GC Column: DB-624 ID: 0.25 (mm) Heated Purge: (Y/N) N

Instrument ID: V6

THIS METHOD BLANK APPLIES TO THE FOLLOWING SAMPLES, MS, and MSD:

	EPA SAMPLE NO.	LAB SAMPLE ID	LAB FILE ID	TIME ANALYZED
	=====	=====	=====	=====
01	V6ELCS	LCS-18128	V6D6149	1531
02	B-390DL	D0529-01CDL	V6D6156	1848
03	B-390DLMS	D0529-01CDLMS	V6D6157	1914
04	B-390DLMSD	D0529-01CDLMSD	V6D6158	1941
05				
06				
07				
08				
09				
10				
11				
12				
13				
14				
15				
16				
17				
18				
19				
20				
21				
22				
23				
24				
25				
26				
27				
28				
29				
30				

COMMENTS: \_\_\_\_\_

\_\_\_\_\_

4A  
VOLATILE METHOD BLANK SUMMARY

EPA SAMPLE NO.

VBK6F

Lab Name: MITKEM CORPORATION

Contract: \_\_\_\_\_

Lab Code: MITKEM Case No.: \_\_\_\_\_

SAS No.: \_\_\_\_\_ SDG No.: MD0529

Lab File ID: V6D6172

Lab Sample ID: MB-18151

Date Analyzed: 05/17/05

Time Analyzed: 1055

GC Column: DB-624 ID: 0.25 (mm)

Heated Purge: (Y/N) N

Instrument ID: V6

THIS METHOD BLANK APPLIES TO THE FOLLOWING SAMPLES, MS, and MSD:

	EPA SAMPLE NO.	LAB SAMPLE ID	LAB FILE ID	TIME ANALYZED
01	VHBLK6F	VHBLK6F	V6D6177	1443
02				
03				
04				
05				
06				
07				
08				
09				
10				
11				
12				
13				
14				
15				
16				
17				
18				
19				
20				
21				
22				
23				
24				
25				
26				
27				
28				
29				
30				

COMMENTS:

4A  
VOLATILE METHOD BLANK SUMMARY

EPA SAMPLE NO.

VBLK6G

Lab Name: MITKEM CORPORATION Contract: \_\_\_\_\_

Lab Code: MITKEM Case No.: \_\_\_\_\_ SAS No.: \_\_\_\_\_ SDG No.: MD0529

Lab File ID: V6D6173 Lab Sample ID: MB-18152

Date Analyzed: 05/17/05 Time Analyzed: 1121

GC Column: DB-624 ID: 0.25 (mm) Heated Purge: (Y/N) N

Instrument ID: V6

THIS METHOD BLANK APPLIES TO THE FOLLOWING SAMPLES, MS, and MSD:

	EPA SAMPLE NO.	LAB SAMPLE ID	LAB FILE ID	TIME ANALYZED
01	B-330DL	D0529-02ADL	V6D6175	1331
02				
03				
04				
05				
06				
07				
08				
09				
10				
11				
12				
13				
14				
15				
16				
17				
18				
19				
20				
21				
22				
23				
24				
25				
26				
27				
28				
29				
30				

COMMENTS: \_\_\_\_\_

\_\_\_\_\_



5A  
VOLATILE ORGANIC INSTRUMENT PERFORMANCE CHECK  
BROMOFLUOROBENZENE (BFB)

Lab Name: MITKEM CORPORATION Contract: \_\_\_\_\_  
 Lab Code: MITKEM Case No.: \_\_\_\_\_ SAS No.: \_\_\_\_\_ SDG No.: MD0529  
 Lab File ID: V5F9475 BFB Injection Date: 04/13/05  
 Instrument ID: V5 BFB Injection Time: 1045  
 GC Column: DB-624 ID: 0.25 (mm)

m/e	ION ABUNDANCE CRITERIA	% RELATIVE ABUNDANCE
50	8.0 - 40.0% of mass 95	19.4
75	30.0 - 66.0% of mass 95	46.0
95	Base Peak, 100% relative abundance	100.0
96	5.0 - 9.0% of mass 95	6.7
173	Less than 2.0% of mass 174	0.2 ( 0.2)1
174	50.0 - 120.0% of mass 95	87.2
175	4.0 - 9.0% of mass 174	6.3 ( 7.2)1
176	93.0 - 101.0% of mass 174	85.4 ( 97.9)1
177	5.0 - 9.0% of mass 176	5.7 ( 6.6)2

1-Value is % mass 174

2-Value is % mass 176

THIS CHECK APPLIES TO THE FOLLOWING SAMPLES, MS, MSD, BLANKS, AND STANDARDS:

	EPA SAMPLE NO.	LAB SAMPLE ID	LAB FILE ID	DATE ANALYZED	TIME ANALYZED
01	VSTD0505Z	VSTD0505Z	V5F9476	04/13/05	1117
02	VSTD0105Z	VSTD0105Z	V5F9477	04/13/05	1227
03	VSTD2005Z	VSTD2005Z	V5F9478	04/13/05	1340
04	VSTD1005Z	VSTD1005Z	V5F9479	04/13/05	1426
05	VSTD0205Z	VSTD0205Z	V5F9480	04/13/05	1455
06					
07					
08					
09					
10					
11					
12					
13					
14					
15					
16					
17					
18					
19					
20					
21					
22					

5A  
VOLATILE ORGANIC INSTRUMENT PERFORMANCE CHECK  
BROMOFLUOROBENZENE (BFB)

Lab Name: MITKEM CORPORATION Contract: \_\_\_\_\_  
 Lab Code: MITKEM Case No.: \_\_\_\_\_ SAS No.: \_\_\_\_\_ SDG No.: MD0529  
 Lab File ID: V5F9940 BFB Injection Date: 05/13/05  
 Instrument ID: V5 BFB Injection Time: 0926  
 GC Column: DB-624 ID: 0.25 (mm)

m/e	ION ABUNDANCE CRITERIA	% RELATIVE ABUNDANCE
50	8.0 - 40.0% of mass 95	19.9
75	30.0 - 66.0% of mass 95	47.5
95	Base Peak, 100% relative abundance	100.0
96	5.0 - 9.0% of mass 95	6.8
173	Less than 2.0% of mass 174	0.0 ( 0.0)1
174	50.0 - 120.0% of mass 95	82.3
175	4.0 - 9.0% of mass 174	5.9 ( 7.1)1
176	93.0 - 101.0% of mass 174	79.9 ( 97.1)1
177	5.0 - 9.0% of mass 176	5.3 ( 6.6)2

1-Value is % mass 174

2-Value is % mass 176

THIS CHECK APPLIES TO THE FOLLOWING SAMPLES, MS, MSD, BLANKS, AND STANDARDS:

	EPA SAMPLE NO.	LAB SAMPLE ID	LAB FILE ID	DATE ANALYZED	TIME ANALYZED
01	VSTD0505L	VSTD0505L	V5F9941	05/13/05	1009
02	VBLK5L	MB-18114	V5F9942	05/13/05	1059
03	V5LLCS	LCS-18114	V5F9943	05/13/05	1136
04	B-390	D0529-01C	V5F9951	05/13/05	1546
05	B-390MS	D0529-01CMS	V5F9952	05/13/05	1619
06	B-390MSD	D0529-01CMSD	V5F9953	05/13/05	1652
07	B-330	D0529-02A	V5F9954	05/13/05	1724
08					
09					
10					
11					
12					
13					
14					
15					
16					
17					
18					
19					
20					
21					
22					

5A  
VOLATILE ORGANIC INSTRUMENT PERFORMANCE CHECK  
BROMOFLUOROBENZENE (BFB)

Lab Name: MITKEM CORPORATION Contract: \_\_\_\_\_  
 Lab Code: MITKEM Case No.: \_\_\_\_\_ SAS No.: \_\_\_\_\_ SDG No.: MD0529  
 Lab File ID: V6D6090 BFB Injection Date: 05/12/05  
 Instrument ID: V6 BFB Injection Time: 0937  
 GC Column: DB-624 ID: 0.25 (mm)

m/e	ION ABUNDANCE CRITERIA	% RELATIVE ABUNDANCE
50	8.0 - 40.0% of mass 95	18.6
75	30.0 - 66.0% of mass 95	45.5
95	Base Peak, 100% relative abundance	100.0
96	5.0 - 9.0% of mass 95	6.7
173	Less than 2.0% of mass 174	0.4 ( 0.5)1
174	50.0 - 120.0% of mass 95	84.9
175	4.0 - 9.0% of mass 174	6.0 ( 7.1)1
176	93.0 - 101.0% of mass 174	81.1 ( 95.5)1
177	5.0 - 9.0% of mass 176	5.3 ( 6.5)2

1-Value is % mass 174

2-Value is % mass 176

THIS CHECK APPLIES TO THE FOLLOWING SAMPLES, MS, MSD, BLANKS, AND STANDARDS:

	EPA SAMPLE NO.	LAB SAMPLE ID	LAB FILE ID	DATE ANALYZED	TIME ANALYZED
01	VSTD0506B	VSTD0506B	V6D6091	05/12/05	1240
02	VSTD2006B	VSTD2006B	V6D6093	05/12/05	1332
03	VSTD1006B	VSTD1006B	V6D6094	05/12/05	1358
04	VSTD0206B	VSTD0206B	V6D6095	05/12/05	1425
05	VSTD0106B	VSTD0106B	V6D6096	05/12/05	1506
06					
07					
08					
09					
10					
11					
12					
13					
14					
15					
16					
17					
18					
19					
20					
21					
22					

5A  
VOLATILE ORGANIC INSTRUMENT PERFORMANCE CHECK  
BROMOFLUOROBENZENE (BFB)

Lab Name: MITKEM CORPORATION Contract: \_\_\_\_\_  
 Lab Code: MITKEM Case No.: \_\_\_\_\_ SAS No.: \_\_\_\_\_ SDG No.: MD0529  
 Lab File ID: V6D6110 BFB Injection Date: 05/13/05  
 Instrument ID: V6 BFB Injection Time: 0927  
 GC Column: DB-624 ID: 0.25 (mm)

m/e	ION ABUNDANCE CRITERIA	% RELATIVE ABUNDANCE
50	8.0 - 40.0% of mass 95	21.4
75	30.0 - 66.0% of mass 95	47.3
95	Base Peak, 100% relative abundance	100.0
96	5.0 - 9.0% of mass 95	6.8
173	Less than 2.0% of mass 174	0.6 ( 0.8)1
174	50.0 - 120.0% of mass 95	71.7
175	4.0 - 9.0% of mass 174	4.9 ( 6.8)1
176	93.0 - 101.0% of mass 174	70.5 ( 98.4)1
177	5.0 - 9.0% of mass 176	4.8 ( 6.8)2

1-Value is % mass 174 2-Value is % mass 176

THIS CHECK APPLIES TO THE FOLLOWING SAMPLES, MS, MSD, BLANKS, AND STANDARDS:

	EPA SAMPLE NO.	LAB SAMPLE ID	LAB FILE ID	DATE ANALYZED	TIME ANALYZED
01	VSTD0506C	VSTD0506C	V6D6112	05/13/05	1047
02	VBLK6C	MB-18113	V6D6113	05/13/05	1141
03	V6CLCS	LCS-18113	V6D6115	05/13/05	1342
04	RINSATE	D0529-03A	V6D6128	05/13/05	2004
05					
06					
07					
08					
09					
10					
11					
12					
13					
14					
15					
16					
17					
18					
19					
20					
21					
22					

5A  
VOLATILE ORGANIC INSTRUMENT PERFORMANCE CHECK  
BROMOFLUOROBENZENE (BFB)

Lab Name: MITKEM CORPORATION Contract: \_\_\_\_\_  
 Lab Code: MITKEM Case No.: \_\_\_\_\_ SAS No.: \_\_\_\_\_ SDG No.: MD0529  
 Lab File ID: V6D6140 BFB Injection Date: 05/16/05  
 Instrument ID: V6 BFB Injection Time: 0912  
 GC Column: DB-624 ID: 0.25 (mm)

m/e	ION ABUNDANCE CRITERIA	% RELATIVE ABUNDANCE
50	8.0 - 40.0% of mass 95	20.6
75	30.0 - 66.0% of mass 95	45.7
95	Base Peak, 100% relative abundance	100.0
96	5.0 - 9.0% of mass 95	6.7
173	Less than 2.0% of mass 174	0.5 ( 0.7)1
174	50.0 - 120.0% of mass 95	75.6
175	4.0 - 9.0% of mass 174	5.6 ( 7.4)1
176	93.0 - 101.0% of mass 174	73.6 ( 97.3)1
177	5.0 - 9.0% of mass 176	4.5 ( 6.2)2

1-Value is % mass 174

2-Value is % mass 176

THIS CHECK APPLIES TO THE FOLLOWING SAMPLES, MS, MSD, BLANKS, AND STANDARDS:

	EPA SAMPLE NO.	LAB SAMPLE ID	LAB FILE ID	DATE ANALYZED	TIME ANALYZED
01	VSTD0506D	VSTD0506D	V6D6141	05/16/05	1018
02	VSTD0106D	VSTD0106D	V6D6142	05/16/05	1108
03	VSTD2006D	VSTD2006D	V6D6143	05/16/05	1134
04	VSTD1006D	VSTD1006D	V6D6144	05/16/05	1205
05	VSTD0206D	VSTD0206D	V6D6145	05/16/05	1231
06	VBLK6E	MB-18128	V6D6148	05/16/05	1456
07	V6ELCS	LCS-18128	V6D6149	05/16/05	1531
08	B-390DL	D0529-01CDL	V6D6156	05/16/05	1848
09	B-390DLMS	D0529-01CDLMS	V6D6157	05/16/05	1914
10	B-390DLMSD	D0529-01CDLMSD	V6D6158	05/16/05	1941
11					
12					
13					
14					
15					
16					
17					
18					
19					
20					
21					
22					

5A  
VOLATILE ORGANIC INSTRUMENT PERFORMANCE CHECK  
BROMOFLUOROBENZENE (BFB)

Lab Name: MITKEM CORPORATION Contract: \_\_\_\_\_  
 Lab Code: MITKEM Case No.: \_\_\_\_\_ SAS No.: \_\_\_\_\_ SDG No.: MD0529  
 Lab File ID: V6D6170 BFB Injection Date: 05/17/05  
 Instrument ID: V6 BFB Injection Time: 0946  
 GC Column: DB-624 ID: 0.25 (mm)

m/e	ION ABUNDANCE CRITERIA	% RELATIVE ABUNDANCE
50	8.0 - 40.0% of mass 95	19.3
75	30.0 - 66.0% of mass 95	46.4
95	Base Peak, 100% relative abundance	100.0
96	5.0 - 9.0% of mass 95	6.8
173	Less than 2.0% of mass 174	0.6 ( 0.8)1
174	50.0 - 120.0% of mass 95	76.9
175	4.0 - 9.0% of mass 174	5.6 ( 7.3)1
176	93.0 - 101.0% of mass 174	74.8 ( 97.2)1
177	5.0 - 9.0% of mass 176	4.7 ( 6.2)2

1-Value is % mass 174

2-Value is % mass 176

THIS CHECK APPLIES TO THE FOLLOWING SAMPLES, MS, MSD, BLANKS, AND STANDARDS:

	EPA SAMPLE NO.	LAB SAMPLE ID	LAB FILE ID	DATE ANALYZED	TIME ANALYZED
01	VSTD0506F	VSTD0506F	V6D6171	05/17/05	1010
02	VBLK6F	MB-18151	V6D6172	05/17/05	1055
03	VBLK6G	MB-18152	V6D6173	05/17/05	1121
04	B-330DL	D0529-02ADL	V6D6175	05/17/05	1331
05	VHBLK6F	VHBLK6F	V6D6177	05/17/05	1443
06					
07					
08					
09					
10					
11					
12					
13					
14					
15					
16					
17					
18					
19					
20					
21					
22					

8A  
VOLATILE INTERNAL STANDARD AREA AND RT SUMMARY

Lab Name: MITKEM CORPORATION Contract: \_\_\_\_\_  
 Lab Code: MITKEM Case No.: \_\_\_\_\_ SAS No.: \_\_\_\_\_ SDG No.: MD0529  
 EPA Sample No. (VSTD050##): VSTD0505L Date Analyzed: 05/13/05  
 Lab File ID (Standard): V5F9941 Time Analyzed: 1009  
 Instrument ID: V5 Heated Purge: (Y/N) Y  
 GC Column: DB-624 ID: 0.25 (mm)

	IS1 (BCM) AREA #	RT #	IS2 (DFB) AREA #	RT #	IS3 (CBZ) AREA #	RT #
=====	=====	=====	=====	=====	=====	=====
12 HOUR STD	401080	5.11	1943927	6.11	1744916	9.20
UPPER LIMIT	802160	5.61	3887854	6.61	3489832	9.70
LOWER LIMIT	200540	4.61	971964	5.61	872458	8.70
=====	=====	=====	=====	=====	=====	=====
EPA SAMPLE						
=====	=====	=====	=====	=====	=====	=====
01 VBLK5L	328905	5.11	1640816	6.11	1457585	9.20
02 V5LLCS	365739	5.11	1912671	6.11	1679425	9.20
03 B-390	355616	5.12	1759581	6.11	1628523	9.20
04 B-390MS	341675	5.11	1728135	6.10	1506395	9.20
05 B-390MSD	335369	5.11	1650884	6.11	1494050	9.20
06 B-330	330080	5.11	1619431	6.11	1594240	9.20
07						
08						
09						
10						
11						
12						
13						
14						
15						
16						
17						
18						
19						
20						
21						
22						

IS1 (BCM) = Bromochloromethane  
 IS2 (DFB) = 1,4-Difluorobenzene  
 IS3 (CBZ) = Chlorobenzene-d5

AREA UPPER LIMIT = +100% of internal standard area  
 AREA LOWER LIMIT = - 50% of internal standard area  
 RT UPPER LIMIT = + 0.50 minutes of internal standard RT  
 RT LOWER LIMIT = - 0.50 minutes of internal standard RT

# Column used to flag values outside QC limits with an asterisk.  
 \* Values outside of QC limits

8A  
VOLATILE INTERNAL STANDARD AREA AND RT SUMMARY

Lab Name: MITKEM CORPORATION

Contract: \_\_\_\_\_

Lab Code: MITKEM Case No.: \_\_\_\_\_

SAS No.: \_\_\_\_\_ SDG No.: MD0529

EPA Sample No. (VSTD050##): VSTD0506C

Date Analyzed: 05/13/05

Lab File ID (Standard): V6D6112

Time Analyzed: 1047

Instrument ID: V6

Heated Purge: (Y/N) N

GC Column: DB-624 ID: 0.25 (mm)

	IS1 (BCM) AREA #	RT #	IS2 (DFB) AREA #	RT #	IS3 (CBZ) AREA #	RT #
=====	=====	=====	=====	=====	=====	=====
12 HOUR STD	364428	4.70	1895337	5.80	1794683	9.31
UPPER LIMIT	728856	5.20	3790674	6.30	3589366	9.81
LOWER LIMIT	182214	4.20	947669	5.30	897342	8.81
=====	=====	=====	=====	=====	=====	=====
EPA SAMPLE						
=====	=====	=====	=====	=====	=====	=====
01 VBLK6C	361873	4.70	1792107	5.80	1624719	9.30
02 V6CLCS	359222	4.71	1880181	5.80	1723154	9.31
03 RINSATE	332774	4.70	1584616	5.80	1496596	9.31
04						
05						
06						
07						
08						
09						
10						
11						
12						
13						
14						
15						
16						
17						
18						
19						
20						
21						
22						

IS1 (BCM) = Bromochloromethane  
IS2 (DFB) = 1,4-Difluorobenzene  
IS3 (CBZ) = Chlorobenzene-d5

AREA UPPER LIMIT = +100% of internal standard area  
AREA LOWER LIMIT = - 50% of internal standard area  
RT UPPER LIMIT = + 0.50 minutes of internal standard RT  
RT LOWER LIMIT = - 0.50 minutes of internal standard RT

# Column used to flag values outside QC limits with an asterisk.  
\* Values outside of QC limits



8A  
VOLATILE INTERNAL STANDARD AREA AND RT SUMMARY

Lab Name: MITKEM CORPORATION

Contract: \_\_\_\_\_

Lab Code: MITKEM Case No.: \_\_\_\_\_

SAS No.: \_\_\_\_\_ SDG No.: MD0529

EPA Sample No. (VSTD050##): VSTD0506D

Date Analyzed: 05/16/05

Lab File ID (Standard): V6D6141

Time Analyzed: 1018

Instrument ID: V6

Heated Purge: (Y/N) N

GC Column: DB-624 ID: 0.25 (mm)

	IS1 (BCM)		IS2 (DFB)		IS3 (CBZ)	
	AREA #	RT #	AREA #	RT #	AREA #	RT #
=====	=====	=====	=====	=====	=====	=====
12 HOUR STD	366813	4.70	1958069	5.80	1845177	9.31
UPPER LIMIT	733626	5.20	3916138	6.30	3690354	9.81
LOWER LIMIT	183407	4.20	979035	5.30	922589	8.81
=====	=====	=====	=====	=====	=====	=====
EPA SAMPLE						
=====	=====	=====	=====	=====	=====	=====
01 VBLK6E	372701	4.70	1797753	5.80	1674592	9.31
02 V6ELCS	359448	4.70	1799759	5.79	1689352	9.31
03 B-390DL	349266	4.70	1720031	5.80	1627737	9.31
04 B-390DLMS	369893	4.70	1857421	5.80	1724237	9.31
05 B-390DLMSD	356254	4.70	1795355	5.79	1702012	9.30
06						
07						
08						
09						
10						
11						
12						
13						
14						
15						
16						
17						
18						
19						
20						
21						
22						

IS1 (BCM) = Bromochloromethane  
IS2 (DFB) = 1,4-Difluorobenzene  
IS3 (CBZ) = Chlorobenzene-d5

AREA UPPER LIMIT = +100% of internal standard area  
AREA LOWER LIMIT = - 50% of internal standard area  
RT UPPER LIMIT = + 0.50 minutes of internal standard RT  
RT LOWER LIMIT = - 0.50 minutes of internal standard RT

# Column used to flag values outside QC limits with an asterisk.  
\* Values outside of QC limits

8A  
VOLATILE INTERNAL STANDARD AREA AND RT SUMMARY

Lab Name: MITKEM CORPORATION

Contract: \_\_\_\_\_

Lab Code: MITKEM Case No.: \_\_\_\_\_

SAS No.: \_\_\_\_\_ SDG No.: MD0529

EPA Sample No. (VSTD050##): VSTD0506F

Date Analyzed: 05/17/05

Lab File ID (Standard): V6D6171

Time Analyzed: 1010

Instrument ID: V6

Heated Purge: (Y/N) N

GC Column: DB-624 ID: 0.25 (mm)

	IS1 (BCM) AREA #	RT #	IS2 (DFB) AREA #	RT #	IS3 (CBZ) AREA #	RT #
=====	=====	=====	=====	=====	=====	=====
12 HOUR STD	373860	4.70	1901929	5.80	1790182	9.31
UPPER LIMIT	747720	5.20	3803858	6.30	3580364	9.81
LOWER LIMIT	186930	4.20	950965	5.30	895091	8.81
=====	=====	=====	=====	=====	=====	=====
EPA SAMPLE						
=====	=====	=====	=====	=====	=====	=====
01 VBLK6F	392115	4.70	1989492	5.80	1826842	9.31
02 VBLK6G	402849	4.71	2027826	5.79	1847884	9.30
03 B-330DL	347239	4.71	1650019	5.79	1745614	9.30
04 VHBLK6F	349512	4.70	1720241	5.80	1610539	9.31
05						
06						
07						
08						
09						
10						
11						
12						
13						
14						
15						
16						
17						
18						
19						
20						
21						
22						

IS1 (BCM) = Bromochloromethane  
IS2 (DFB) = 1,4-Difluorobenzene  
IS3 (CBZ) = Chlorobenzene-d5

AREA UPPER LIMIT = +100% of internal standard area  
AREA LOWER LIMIT = - 50% of internal standard area  
RT UPPER LIMIT = + 0.50 minutes of internal standard RT  
RT LOWER LIMIT = - 0.50 minutes of internal standard RT

# Column used to flag values outside QC limits with an asterisk.  
\* Values outside of QC limits

1A  
VOLATILE ORGANICS ANALYSIS DATA SHEET

EPA SAMPLE NO.

B-330

Lab Name: MITKEM CORPORATION Contract: \_\_\_\_\_

Lab Code: MITKEM Case No.: \_\_\_\_\_ SAS No.: \_\_\_\_\_ SDG No.: MD0529

Matrix: (soil/water) SOIL Lab Sample ID: D0529-02A

Sample wt/vol: 1.0(g/mL) G Lab File ID: V5F9954

Level: (low/med) LOW Date Received: 05/07/05

% Moisture: not dec. 13 Date Analyzed: 05/13/05

GC Column: DB-624 ID: 0.25 (mm) Dilution Factor: 1.0

Soil Extract Volume: \_\_\_\_\_ (mL) Soil Aliquot Volume: \_\_\_\_\_ (uL)

CONCENTRATION UNITS:  
(ug/L or ug/Kg) UG/KG Q

CAS NO.	COMPOUND		
75-71-8	Dichlorodifluoromethane	57	U
74-87-3	Chloromethane	57	U
75-01-4	Vinyl Chloride	50	J
74-83-9	Bromomethane	57	U
75-00-3	Chloroethane	57	U
75-69-4	Trichlorofluoromethane	57	U
75-35-4	1,1-Dichloroethene	57	U
76-13-1	1,1,2-Trichloro-1,2,2-trifluoroethane	57	U
67-64-1	Acetone	57	U
75-15-0	Carbon Disulfide	57	U
79-20-9	Methyl Acetate	57	U
75-09-2	Methylene Chloride	14	J
156-60-5	trans-1,2-Dichloroethene	13	J
1634-04-4	Methyl tert-Butyl Ether	57	U
75-34-3	1,1-Dichloroethane	57	U
156-59-2	cis-1,2-Dichloroethene	1100	
78-93-3	2-Butanone	57	U
67-66-3	Chloroform	57	U
71-55-6	1,1,1-Trichloroethane	14	J
110-82-7	Cyclohexane	57	U
56-23-5	Carbon Tetrachloride	57	U
71-43-2	Benzene	57	U
107-06-2	1,2-Dichloroethane	57	U

1B  
VOLATILE ORGANICS ANALYSIS DATA SHEET

EPA SAMPLE NO.

B-330

Lab Name: MITKEM CORPORATION

Contract: \_\_\_\_\_

Lab Code: MITKEM Case No.: \_\_\_\_\_

SAS No.: \_\_\_\_\_

SDG No.: MD0529

Matrix: (soil/water) SOIL

Lab Sample ID: D0529-02A

Sample wt/vol: 1.0 (g/mL) G

Lab File ID: V5F9954

Level: (low/med) LOW

Date Received: 05/07/05

% Moisture: not dec. 13

Date Analyzed: 05/13/05

GC Column: DB-624 ID: 0.25 (mm)

Dilution Factor: 1.0

Soil Extract Volume: \_\_\_\_\_ (mL)

Soil Aliquot Volume: \_\_\_\_\_ (uL)

CAS NO. COMPOUND

CONCENTRATION UNITS:  
(ug/L or ug/Kg) UG/KG Q

79-01-6	Trichloroethene	6500	E
108-87-2	Methylcyclohexane	17	J
78-87-5	1,2-Dichloropropane	57	U
75-27-4	Bromodichloromethane	57	U
10061-01-5	cis-1,3-Dichloropropene	57	U
108-10-1	4-Methyl-2-Pentanone	57	U
108-88-3	Toluene	8	J
10061-02-6	trans-1,3-Dichloropropene	57	U
79-00-5	1,1,2-Trichloroethane	57	U
127-18-4	Tetrachloroethene	12000	E
591-78-6	2-Hexanone	57	U
124-48-1	Dibromochloromethane	57	U
106-93-4	1,2-Dibromoethane	57	U
108-90-7	Chlorobenzene	8	J
100-41-4	Ethylbenzene	6	J
1330-20-7	Xylene (Total)	10	J
100-42-5	Styrene	57	U
75-25-2	Bromoform	57	U
98-82-8	Isopropylbenzene	57	U
79-34-5	1,1,2,2-Tetrachloroethane	57	U
541-73-1	1,3-Dichlorobenzene	57	U
106-46-7	1,4-Dichlorobenzene	57	U
95-50-1	1,2-Dichlorobenzene	57	U
96-12-8	1,2-Dibromo-3-chloropropane	57	U
120-82-1	1,2,4-Trichlorobenzene	57	U

1F  
VOLATILE ORGANICS ANALYSIS DATA SHEET  
TENTATIVELY IDENTIFIED COMPOUNDS

EPA SAMPLE NO.

B-330

Lab Name: MITKEM CORPORATION Contract: \_\_\_\_\_

Lab Code: MITKEM Case No.: \_\_\_\_\_ SAS No.: \_\_\_\_\_ SDG No.: MD0529

Matrix: (soil/water) SOIL Lab Sample ID: D0529-02A

Sample wt/vol: 1.0 (g/mL) G Lab File ID: V5F9954

Level: (low/med) LOW Date Received: 05/07/05

% Moisture: not dec. 13 Date Analyzed: 05/13/05

GC Column: DB-624 ID: 0.25 (mm) Dilution Factor: 1.0

Soil Extract Volume: \_\_\_\_\_ (mL) Soil Aliquot Volume: \_\_\_\_\_ (uL)

Number TICs found: 30

CONCENTRATION UNITS:  
(ug/L or ug/Kg) ug/Kg

CAS NUMBER	COMPOUND NAME	RT	EST. CONC.	Q
1.	UNKNOWN	8.95	1500	J
2.	UNKNOWN	9.85	2200	J
3.	BRANCHED ALKANE	10.12	5200	J
4.	CYCLIC ALKANE	10.25	9100	J
5.	UNKNOWN	10.37	1500	J
6.	UNKNOWN	10.46	5300	J
7.	UNKNOWN	10.78	4900	J
8.	UNKNOWN	10.94	2200	J
9.	UNKNOWN	11.07	2400	J
10.	UNKNOWN	11.13	4100	J
11.	UNKNOWN	11.21	1400	J
12.	UNKNOWN	11.35	3500	J
13.	UNKNOWN	11.48	3500	J
14.	UNKNOWN	11.57	5100	J
15.	UNKNOWN	11.67	3400	J
16.	BRANCHED ALKANE	11.74	3400	J
17.	UNKNOWN	11.83	3400	J
18.	UNKNOWN	11.98	3800	J
19.	UNKNOWN	12.03	3100	J
20.	UNKNOWN	12.08	3400	J
21.	UNKNOWN	12.18	7600	J
22.	UNKNOWN	12.30	3100	J
23. 91-17-8	NAPHTHALENE, DECAHYDRO-	12.40	5300	NJ
24.	UNKNOWN	12.57	6400	J
25.	UNKNOWN	12.64	4600	J
26.	UNKNOWN	12.78	1400	J
27.	UNKNOWN	12.90	2100	J
28.	UNKNOWN	12.98	3400	J
29.	UNKNOWN	13.18	2900	J
30.	UNKNOWN	13.29	5200	J

Data File: \\AVOCADRO\ORGANICS\organic\voa\5.i\050513.B\VF9954.D

Date : 13-MAY-2005 17:24

Client ID: B-330

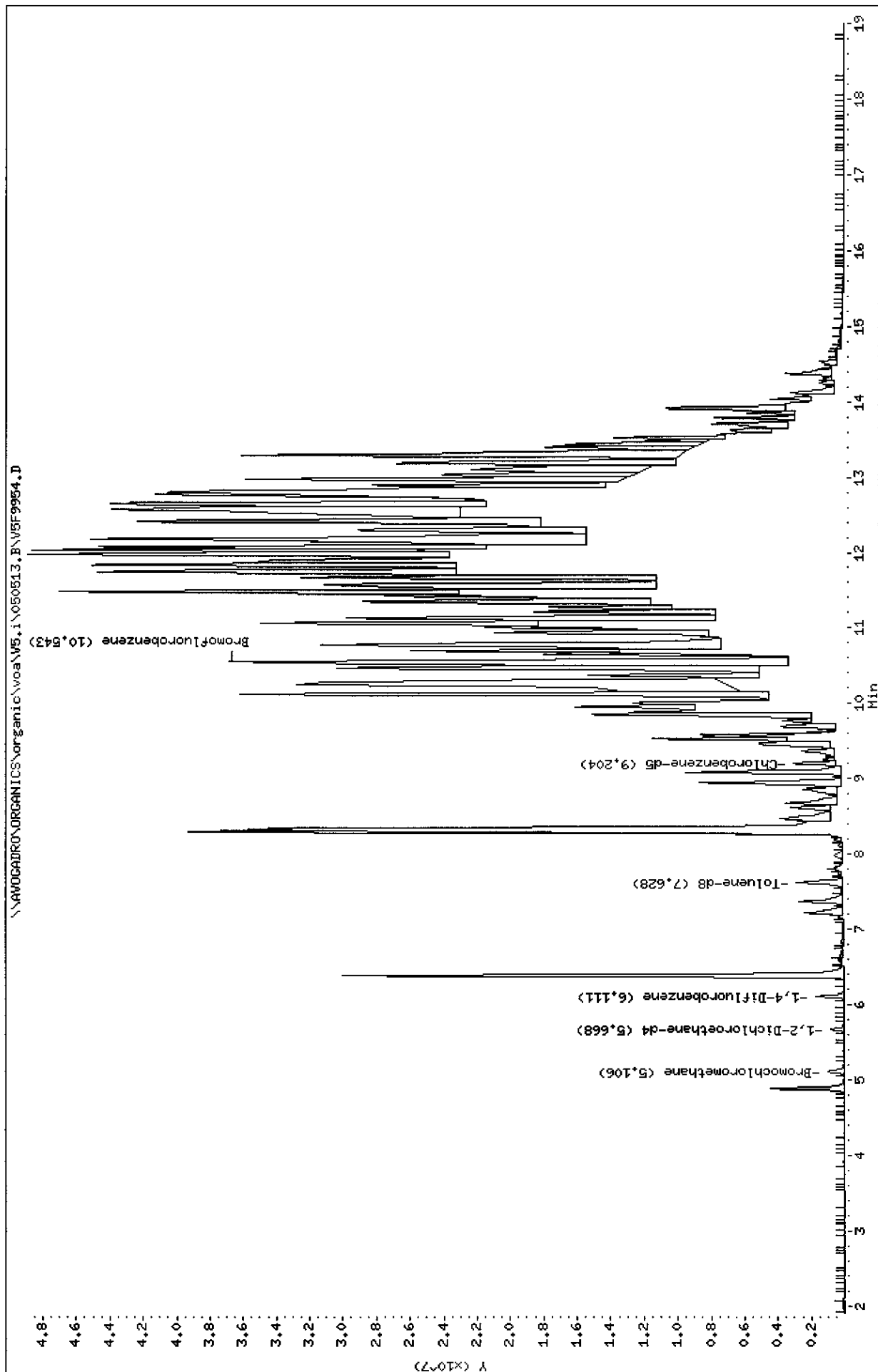
Sample Info: ,D0529-02A,,18114

Instrument: v5.i

Operator: JC SRC: LIMS

Column diameter: 0.25

Column phase: DB-624



Data File: \\AVOGADRO\ORGANICS\organic\voa\V5.i\050513.B\V5F9954.D  
Report Date: 25-May-2005 10:48

Mitkem Corporation

CLP OLM 3/4.X / ASP 95-1 Low Soil - Heated Purge  
Data file : \\AVOGADRO\ORGANICS\organic\voa\V5.i\050513.B\V5F9954.D  
Lab Smp Id: D0529-02A Client Smp ID: B-330  
Inj Date : 13-MAY-2005 17:24  
Operator : JC SRC: LIMS Inst ID: v5.i  
Smp Info : ,D0529-02A,,18114  
Misc Info :  
Comment :  
Method : \\AVOGADRO\ORGANICS\organic\voa\V5.i\050513.B\v5clp4h.m  
Meth Date : 25-May-2005 10:43 mtl Quant Type: ISTD  
Cal Date : 13-MAY-2005 10:09 Cal File: V5F9941.D✓  
Als bottle: 14  
Dil Factor: 1.00000  
Integrator: HP RTE Compound Sublist: CLP4.sub  
Target Version: 4.03  
Processing Host: TARGET3

Concentration Formula:  $\text{Amt} * \text{DF} * \text{Uf} * 5 / (\text{Ws} * (100 - \text{M}) / 100)$

Name	Value	Description
DF	1.000	Dilution Factor
Uf	1.000	ng unit correction factor
Ws	1.000	Weight of sample (g)
M	13.000	% Moisture (not decanted)

Compounds	QUANT SIG MASS	RT	EXP RT	REL RT	RESPONSE	CONCENTRATIONS	
						ON-COLUMN ( ug/L)	FINAL (ug/Kg)
3 Vinyl Chloride	62	1.974	1.980	(0.387)	130975	8.73271	50 (a)
12 Methylene Chloride	84	3.688	3.645	(0.722)	26589	2.41242	14 (a)
13 trans-1,2-Dichloroethene	96	3.914	3.911	(0.767)	26226	2.27640	13 (a)
17 cis-1,2-Dichloroethene	96	4.880	4.876	(0.956)	2272008	195.122	1100
* 18 Bromochloromethane	128	5.106	5.112	(1.000)	330080	50.0000	
20 1,1,1-Trichloroethane	97	5.382	5.378	(0.881)	34084	2.42436	14 (a)
\$ 23 1,2-Dichloroethane-d4	65	5.668	5.674	(1.110)	680234	50.0605	290
* 26 1,4-Difluorobenzene	114	6.111	6.107	(1.000)	1619431	50.0000	
27 Trichloroethene	130	6.377	6.373	(1.044)	13718299	1134.54	6500 (A)
28 Methylcyclohexane	83	6.584	6.580	(1.077)	55056	2.94887	17 (aQ)
\$ 33 Toluene-d8	98	7.628	7.624	(0.829)	1922274	49.7623	290
34 Toluene	91	7.697	7.693	(0.836)	66027	1.41771	8 (a)
37 Tetrachloroethene	164	8.288	8.294	(0.900)	22403052	2174.26	12000 (AM)
* 42 Chlorobenzene-d5	117	9.204	9.200	(1.000)	1594240	50.0000	
43 Chlorobenzene	112	9.233	9.229	(1.003)	42690	1.37499	8 (a)

Split peak  
5/25/05

Compounds	QUANT SIG	RT	EXP RT	REL RT	RESPONSE	CONCENTRATIONS	
						ON-COLUMN	FINAL
	MASS					( ug/L)	(ug/Kg)
=====	=====	==	=====	=====	=====	=====	=====
44 Ethylbenzene	106	9.361	9.357	(1.017)	17989	1.12562	6 (aQ)
45 m,p-Xylene	106	9.499	9.495	(1.032)	32991	1.68421	10 (aQ)
\$ 50 Bromofluorobenzene	95	10.553	10.549	(1.147)	1107535	70.0402	400 (QR)
M 41 Xylene (Total)	106				32991	1.74718	10 (a)

# QC Flag Legend

- a - Target compound detected but, quantitated amount  
Below Limit Of Quantitation(BLOQ).
- A - Target compound detected but, quantitated amount  
exceeded maximum amount.
- Q - Qualifier signal failed the ratio test.
- R - Spike/Surrogate failed recovery limits.
- M - Compound response manually integrated.

SB  
5/25/05



Data File: \\AVOGADRO\ORGANICS\organic\voa\V5.i\050513.B\V5F9954.D  
 Report Date: 25-May-2005 10:48

Mitkem Corporation

CLP OLM 3/4.X / ASP 95-1 Low Soil - Heated Purge  
 Data file : \\AVOGADRO\ORGANICS\organic\voa\V5.i\050513.B\V5F9954.D  
 Lab Smp Id: D0529-02A Client Smp ID: B-330  
 Inj Date : 13-MAY-2005 17:24  
 Operator : JC SRC: LIMS Inst ID: v5.i  
 Smp Info : ,D0529-02A,,18114  
 Misc Info :  
 Comment :  
 Method : \\AVOGADRO\ORGANICS\organic\voa\V5.i\050513.B\v5clp4h.m  
 Meth Date : 25-May-2005 10:43 mtl Quant Type: ISTD  
 Cal Date : 13-MAY-2005 10:09 Cal File: V5F9941.D  
 Als bottle: 14  
 Dil Factor: 1.00000  
 Integrator: HP RTE Compound Sublist: CLP4.sub  
 Target Version: 4.03  
 Processing Host: TARGET3

Concentration Formula:  $\text{Amt} * \text{DF} * \text{Uf} * 5 / (\text{Ws} * (100 - \text{M}) / 100)$

Name	Value	Description
DF	1.000	Dilution Factor
Uf	1.000	ng unit correction factor
Ws	1.000	Weight of sample (g)
M	13.000	% Moisture (not decanted)

ISTD	RT	AREA	AMOUNT
=====	=====	=====	=====
* 42 Chlorobenzene-d5	9.204	4853789	50.000

CONCENTRATIONS					QUANT		
RT	AREA	ON-COL (ug/L)	FINAL (ug/Kg)	QUAL	LIBRARY	LIB ENTRY	CPND #
----	----	-----	-----	----	-----	-----	-----
Unknown				CAS #:			
8.948	24699738	254.437698	1500	0		0	42
Unknown				CAS #:			
9.854	36610770	377.135986	2200	0		0	42
Branched Alkane				CAS #:			
10.120	87241281	898.692558	5200	0		0	42

Data File: \\AVOGADRO\ORGANICS\organic\voa\V5.i\050513.B\V5F9954.D  
 Report Date: 25-May-2005 10:48

RT	AREA	CONCENTRATIONS		QUAL	QUANT		CPND #
		ON-COL ( ug/L)	FINAL (ug/Kg)		LIBRARY	LIB ENTRY	
----	----	-----	-----	----	-----	-----	-----
Cyclic Alkane					CAS #:		
10.248	1.544e+008	1590.89459	9100	0		0	42
Unknown					CAS #:		
10.366	25679882	264.534387	1500	0		0	42
Unknown					CAS #:		
10.464	89833268	925.393213	5300	0		0	42
Unknown					CAS #:		
10.780	83454211	859.681076	4900	0		0	42
Unknown					CAS #:		
10.937	37920924	390.632184	2200	0		0	42
Unknown					CAS #:		
11.065	40547452	417.688655	2400	0		0	42
Unknown					CAS #:		
11.134	69587391	716.835765	4100	0		0	42
Unknown					CAS #:		
11.213	24255807	249.864662	1400	0		0	42
Unknown					CAS #:		
11.351	58641513	604.079751	3500	0		0	42
Unknown					CAS #:		
11.479	58626464	603.924728	3500	0		0	42
Unknown					CAS #:		
11.568	86703461	893.152350	5100	0		0	42
Unknown					CAS #:		
11.666	58251264	600.059706	3400	0		0	42
Branched Alkane					CAS #:		
11.745	57060817	587.796637	3400	0		0	42
Unknown					CAS #:		
11.833	58268697	600.239287	3400	0		0	42
Unknown					CAS #:		
11.981	63455811	653.672945	3800	0		0	42

RT	AREA	CONCENTRATIONS		QUAL	QUANT		CPND #
		ON-COL( ug/L)	FINAL(ug/Kg)		LIBRARY	LIB ENTRY	
=====	=====	=====	=====	=====	=====	=====	=====
Unknown				CAS #:			
12.030	52083167	536.520716	3100	0		0	42
Unknown				CAS #:			
12.080	57844567	595.870226	3400	0		0	42
Unknown				CAS #:			
12.178	1.277e+008	1315.38045	7600	0		0	42
Unknown				CAS #:			
12.296	52099181	536.685680	3100	0		0	42
Naphthalene, decahydro-				CAS #: 91-17-8			
12.405	88760255	914.339859	5300	96	NBS75K.L	65933	42
Unknown				CAS #:			
12.572	1.075e+008	1107.56293	6400	0		0	42
Unknown				CAS #:			
12.641	78231191	805.877542	4600	0		0	42
Unknown				CAS #:			
12.779	24334485	250.675143	1400	0		0	42
Unknown				CAS #:			
12.897	36127671	372.159472	2100	0		0	42
Unknown				CAS #:			
12.976	57600517	593.356211	3400	0		0	42
Unknown				CAS #:			
13.183	49177725	506.591088	2900	0		0	42
Unknown				CAS #:			
13.291	88626302	912.959978	5200	0		0	42

Data File: \\AVOGADRO\ORGANICS\organic\voa\V5.i\050513.B\VF9954.D

Date : 13-MAY-2005 17:24

Client ID: B-330

Instrument: v5.i

Sample Info: ,D0529-02A,,18114

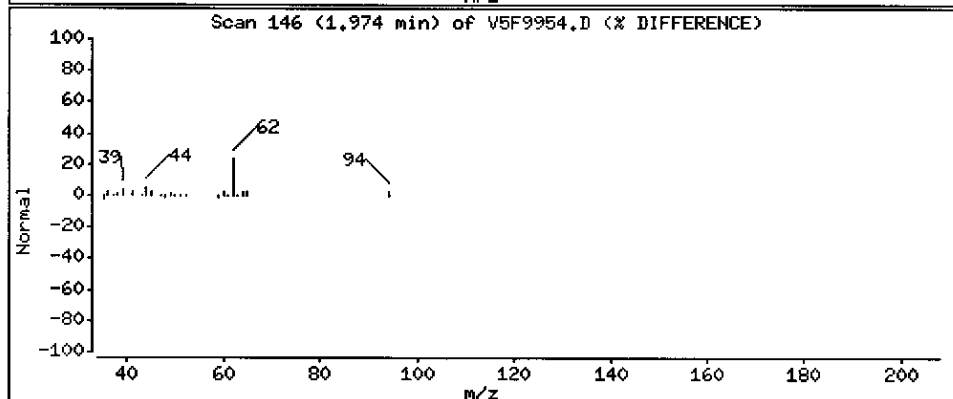
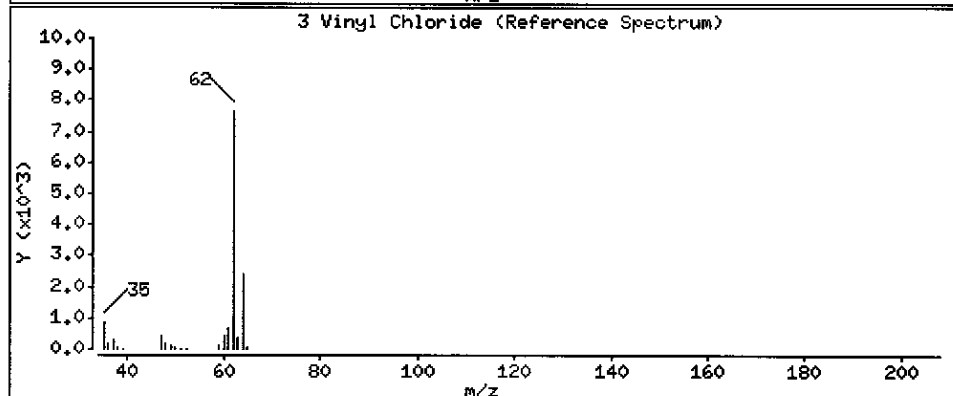
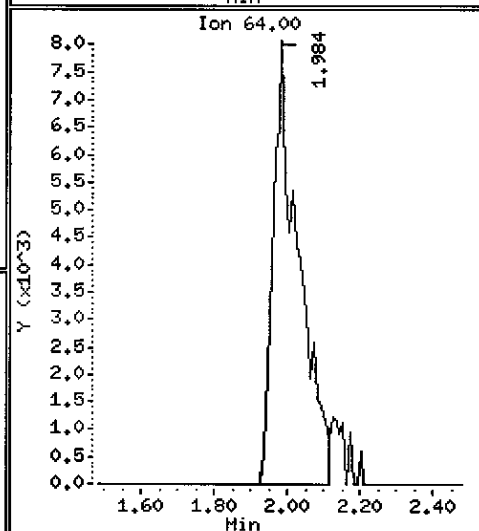
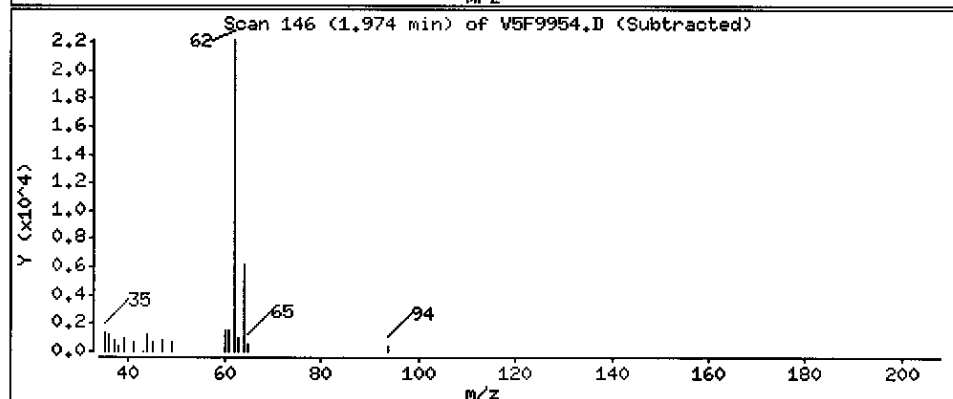
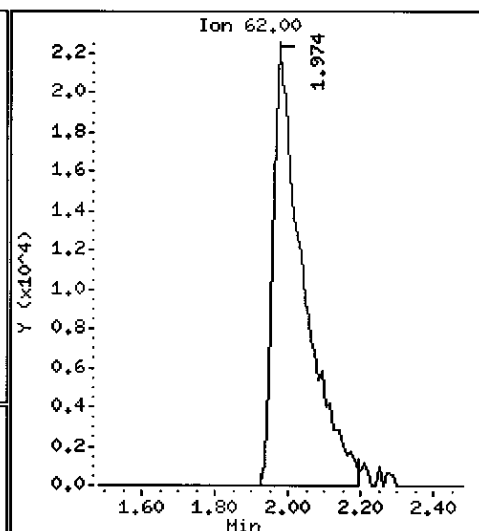
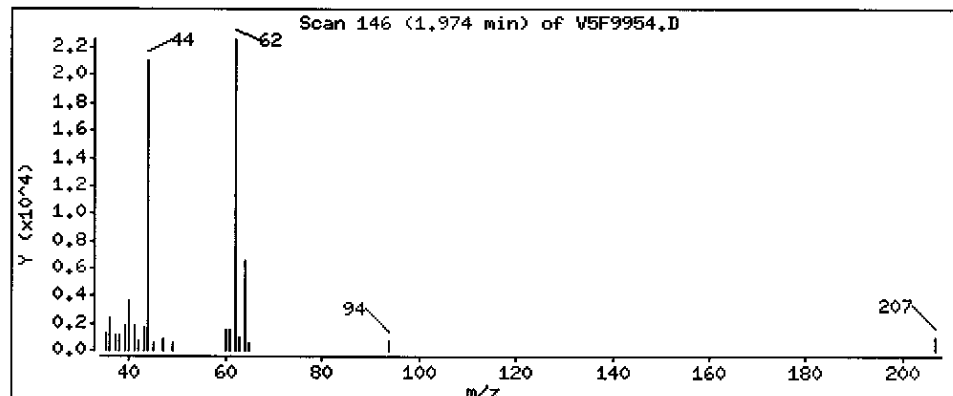
Operator: JC SRC: LIMS

Column phase: DB-624

Column diameter: 0.25

3 Vinyl Chloride

Concentration: 50 ug/Kg



Data File: \\AVOGADRO\ORGANICS\organic\voa\V5.i\050513.B\VF9954.D

Date : 13-MAY-2005 17:24

Client ID: B-330

Instrument: v5.i

Sample Info: ,D0529-02A,,18114

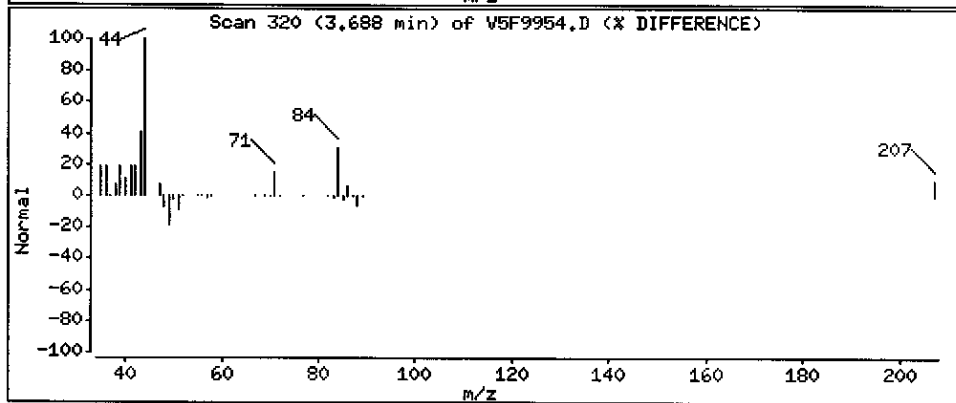
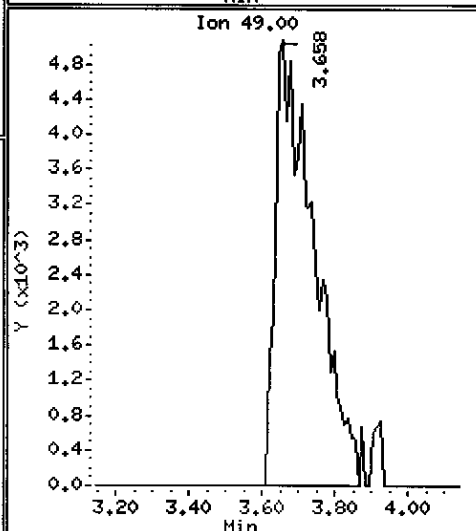
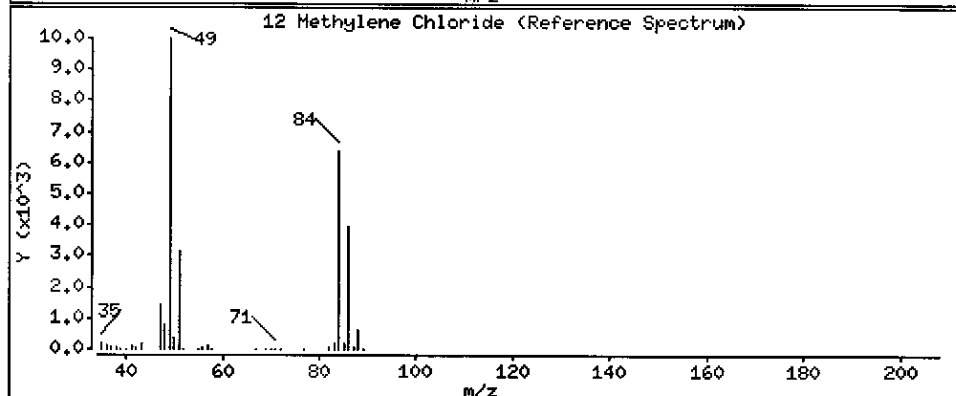
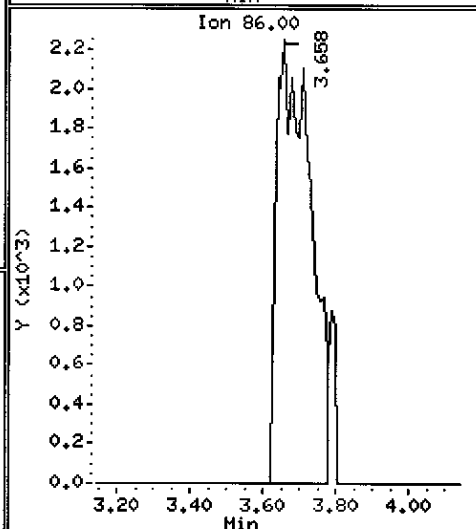
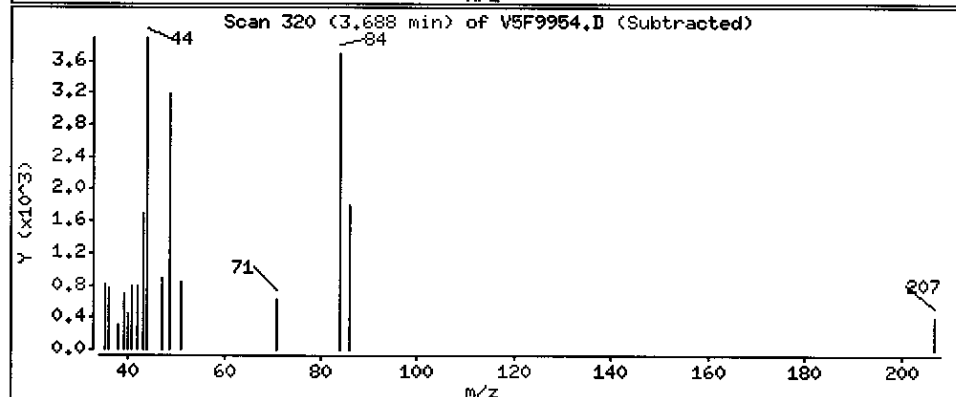
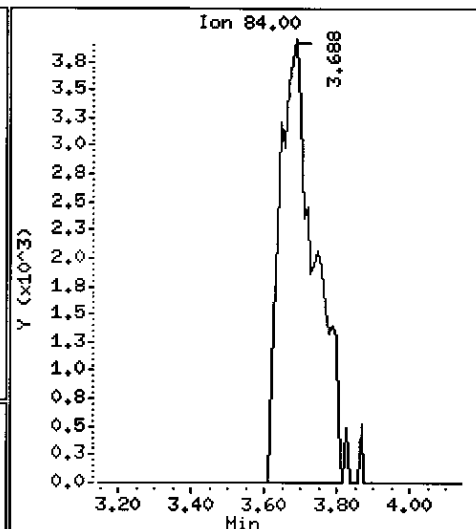
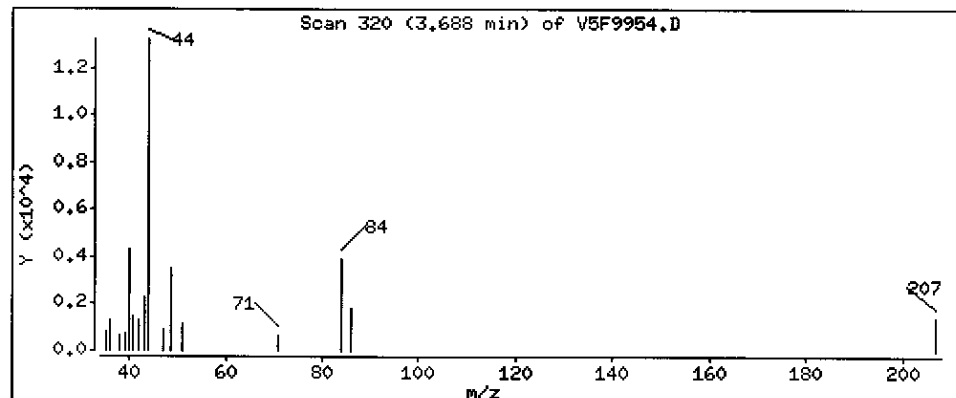
Operator: JC SRC: LIMS

Column phase: DB-624

Column diameter: 0,25

12 Methylene Chloride

Concentration: 14 ug/Kg



Data File: \\AVOGADRO\ORGANICS\organic\voa\5.i\050513.B\5F9954.D

Date : 13-MAY-2005 17:24

Client ID: B-330

Instrument: v5.i

Sample Info: ,D0529-02A,,18114

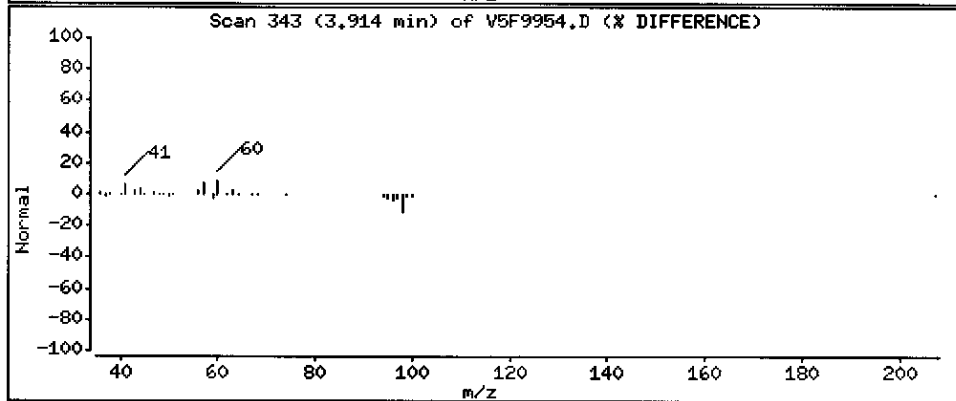
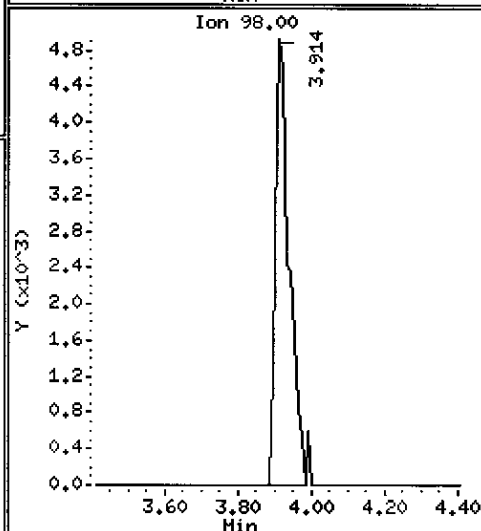
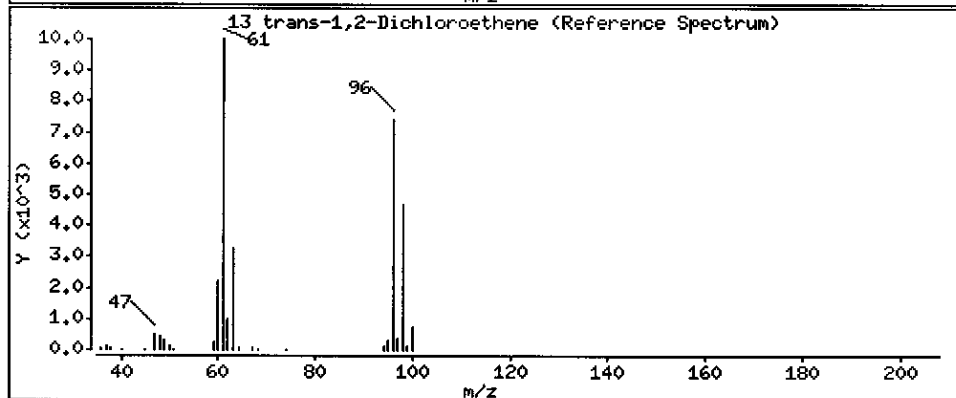
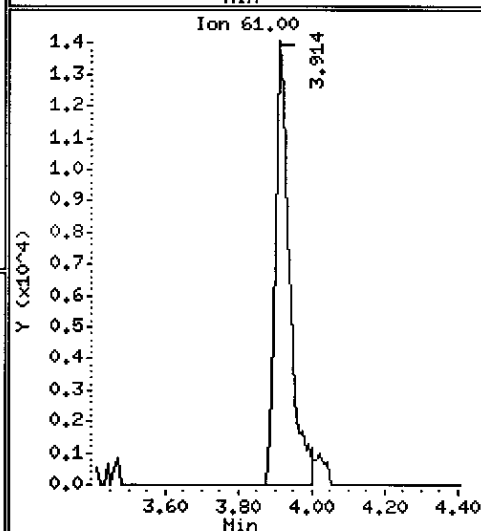
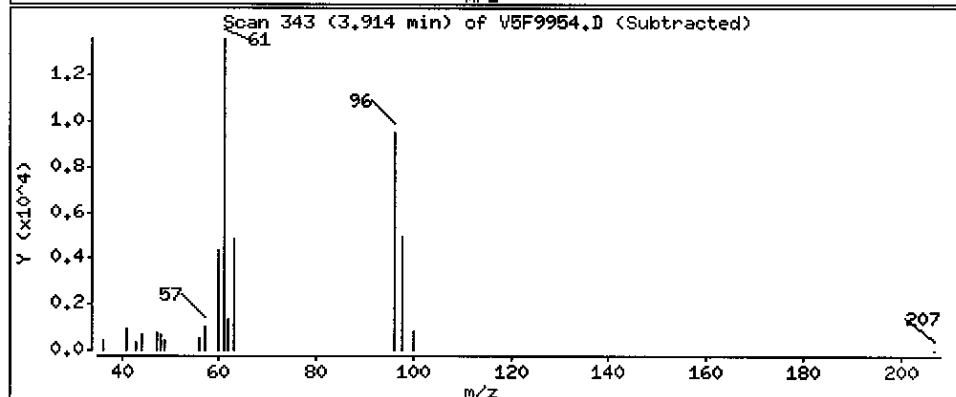
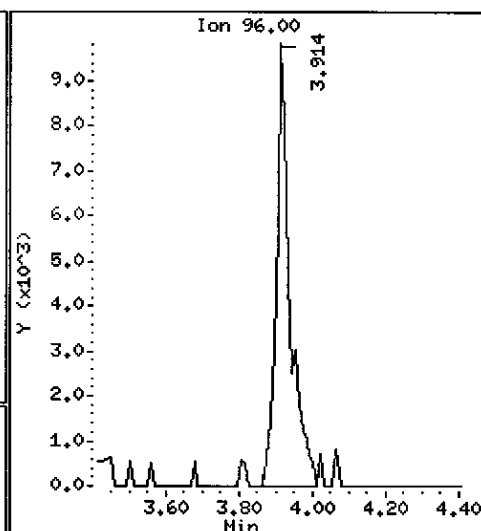
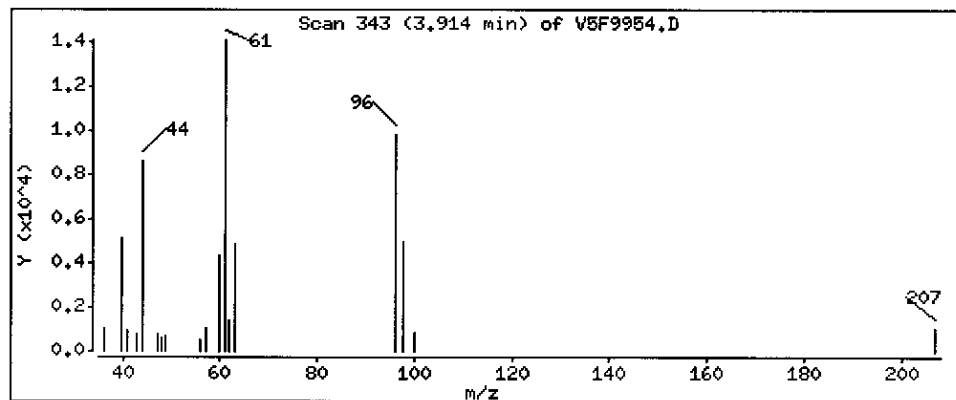
Column phase: DB-624

Operator: JC SRC: LIMS

Column diameter: 0.25

13 trans-1,2-Dichloroethene

Concentration: 13 ug/Kg



Data File: \\AVOGADRO\ORGANICS\organic\voa\v5.i\050513.B\VF9954.D

Date : 13-MAY-2005 17:24

Client ID: B-330

Instrument: v5.i

Sample Info: ,D0529-02A,,18114

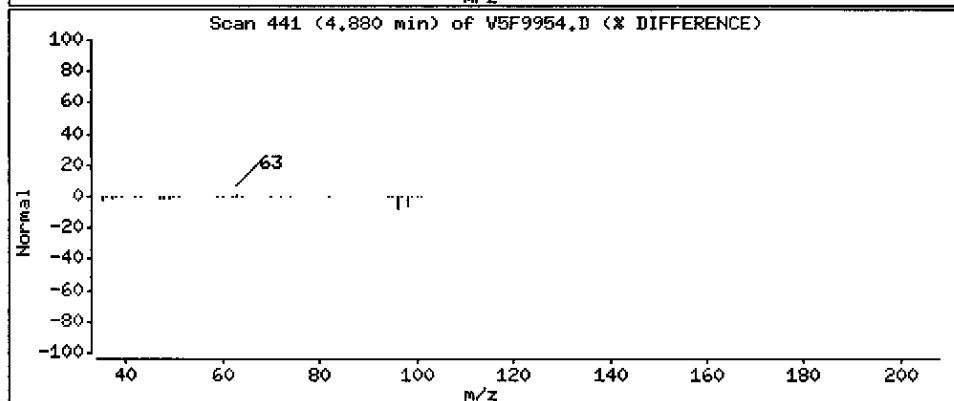
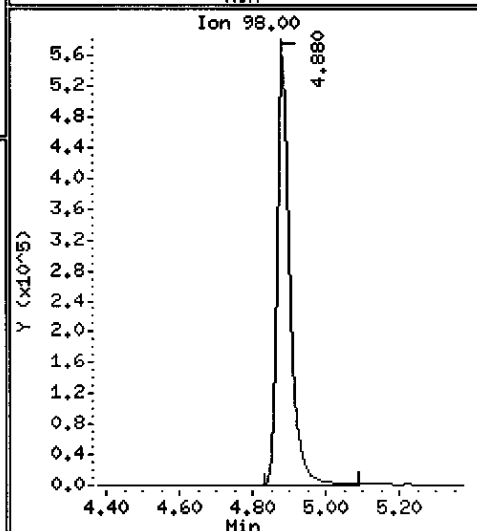
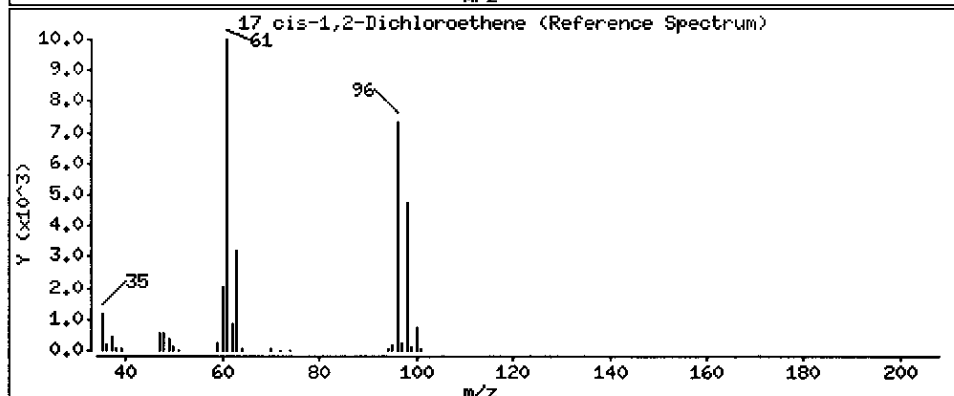
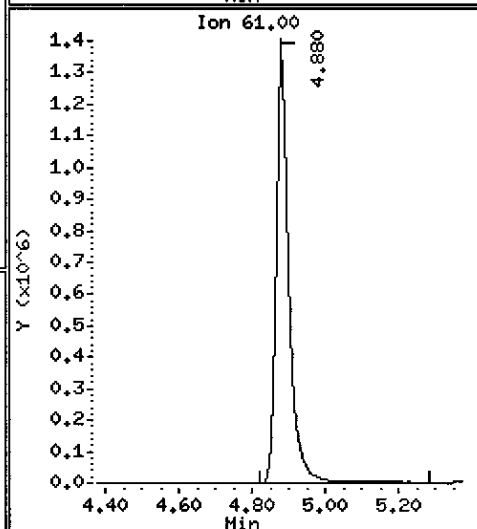
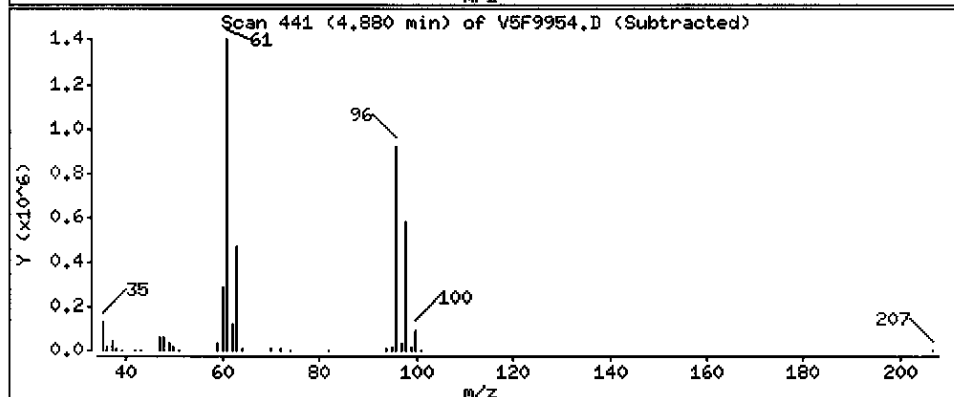
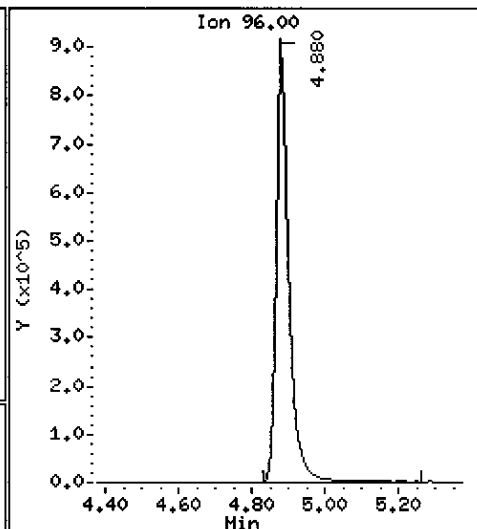
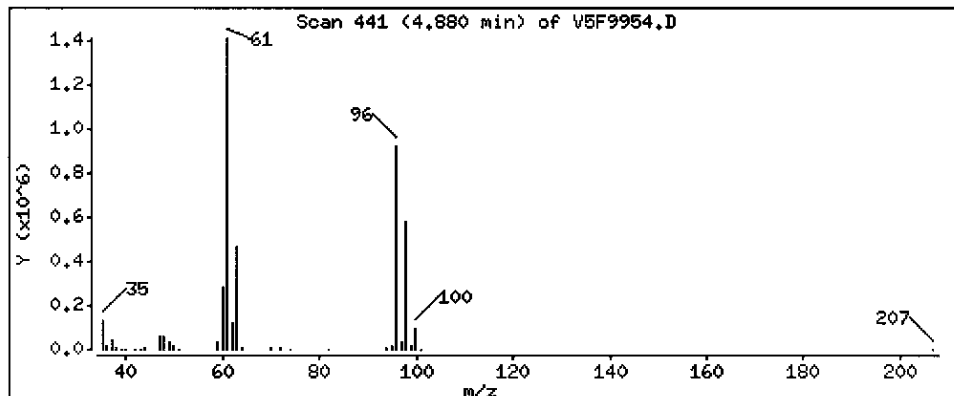
Operator: JC SRC: LIMS

Column phase: DB-624

Column diameter: 0.25

17 cis-1,2-Dichloroethene

Concentration: 1100 ug/Kg



Data File: \\AVOGADRO\ORGANICS\organic\voa\V5.i\050513.B\VF9954.D

Date : 13-MAY-2005 17:24

Client ID: B-330

Instrument: v5.i

Sample Info: ,D0529-02A,,18114

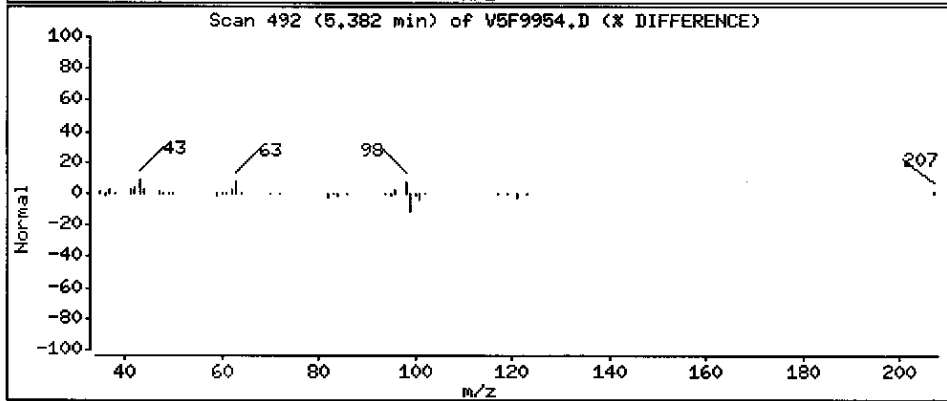
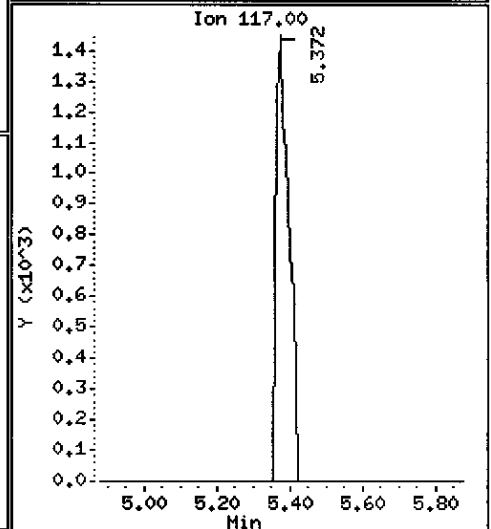
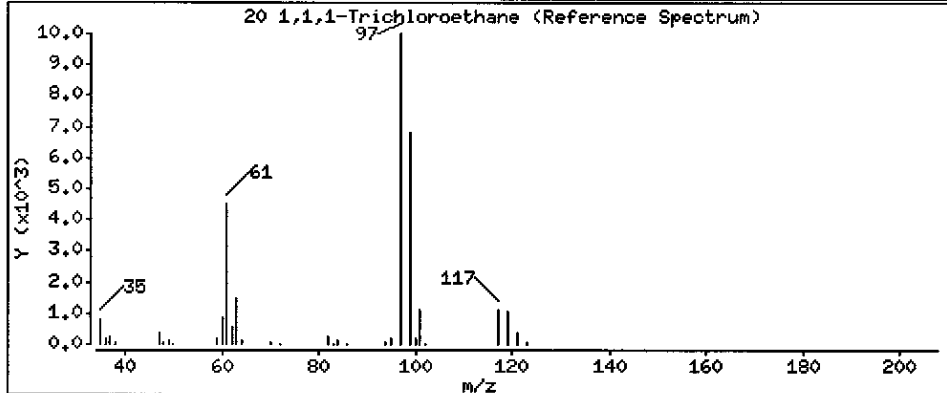
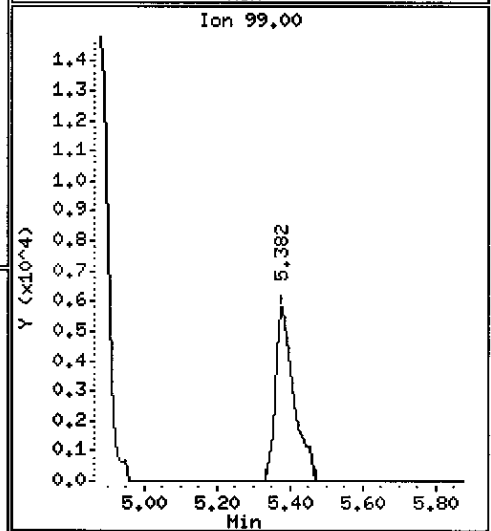
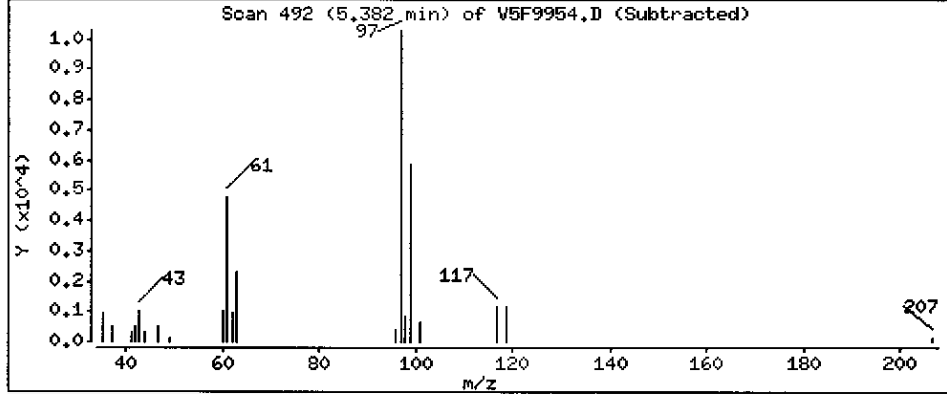
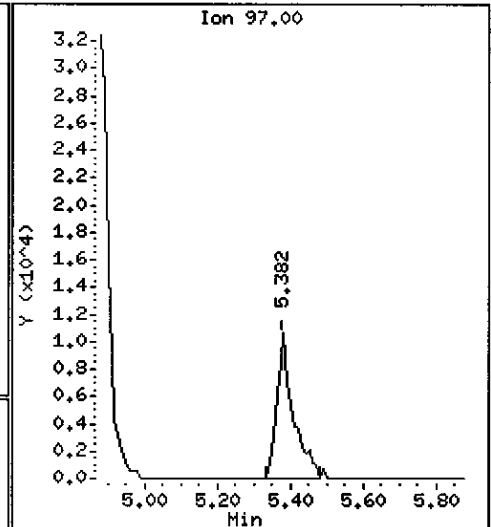
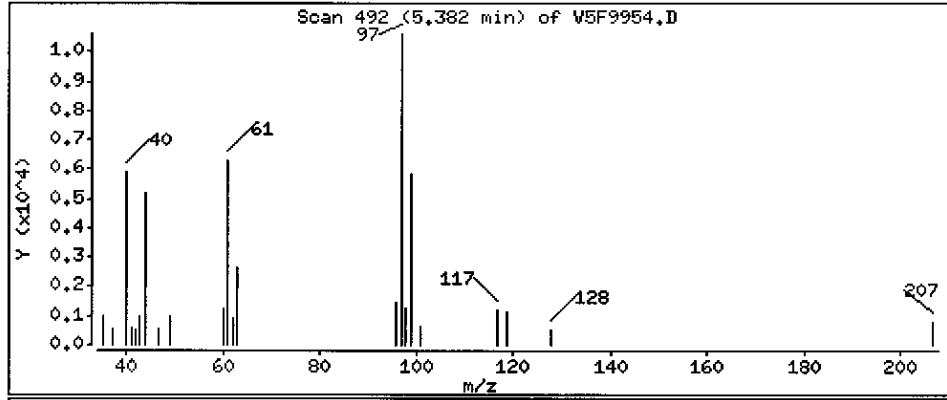
Operator: JC SRC: LIMS

Column phase: DB-624

Column diameter: 0.25

20 1,1,1-Trichloroethane

Concentration: 14 ug/Kg





Data File: \\AVOGADRO\ORGANICS\organic\voa\V5.i\050513.B\V5F9954.D

Date : 13-MAY-2005 17:24

Client ID: B-330

Instrument: v5.i

Sample Info: ,D0529-02A,,18114

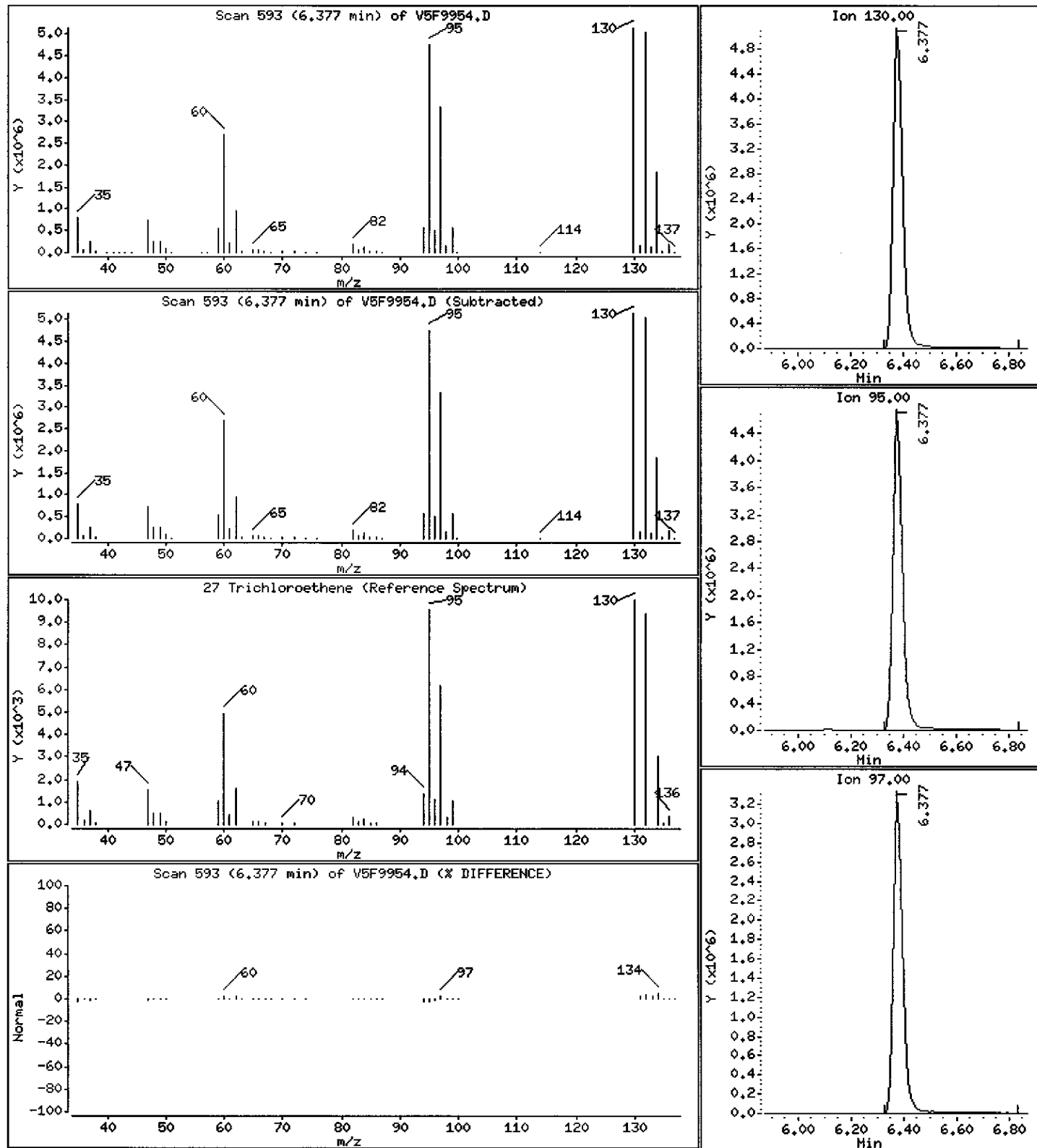
Operator: JC SRC: LIMS

Column phase: DB-624

Column diameter: 0.25

27 Trichloroethene

Concentration: 6500 ug/Kg



Data File: \\AVOGADRO\ORGANICS\organic\voa\5.i\050513.B\VF9954.D

Date : 13-MAY-2005 17:24

Client ID: B-330

Instrument: v5.i

Sample Info: ,D0529-02A,,18114

Operator: JC SRC: LIMS

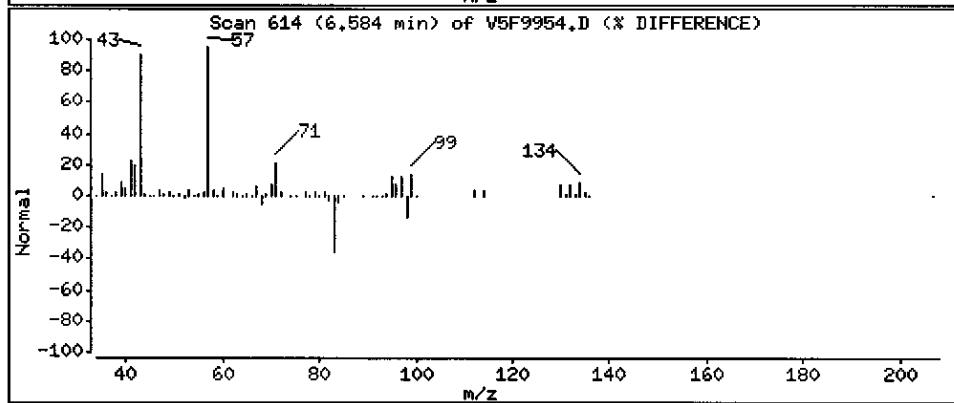
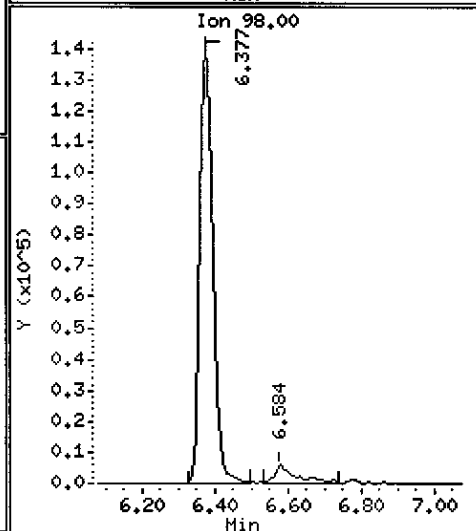
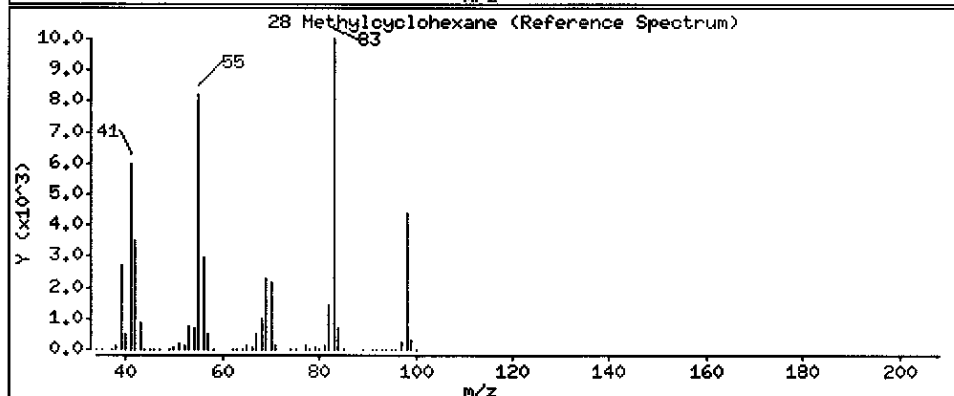
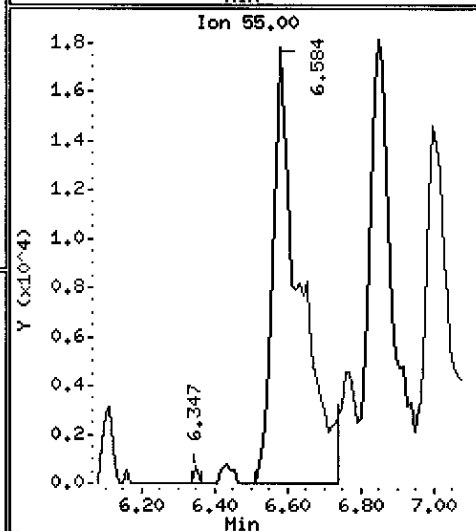
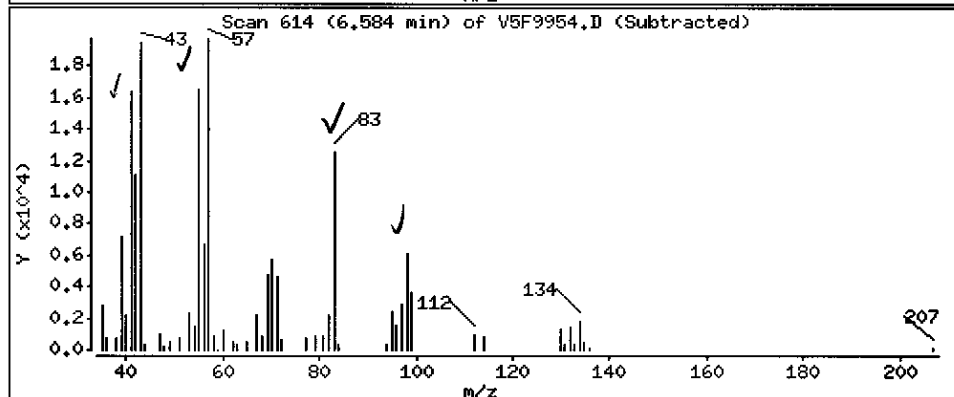
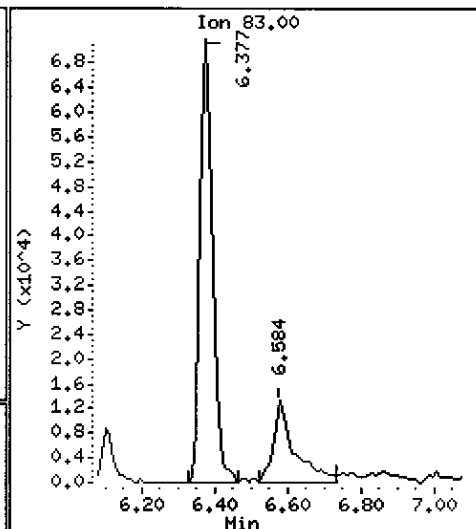
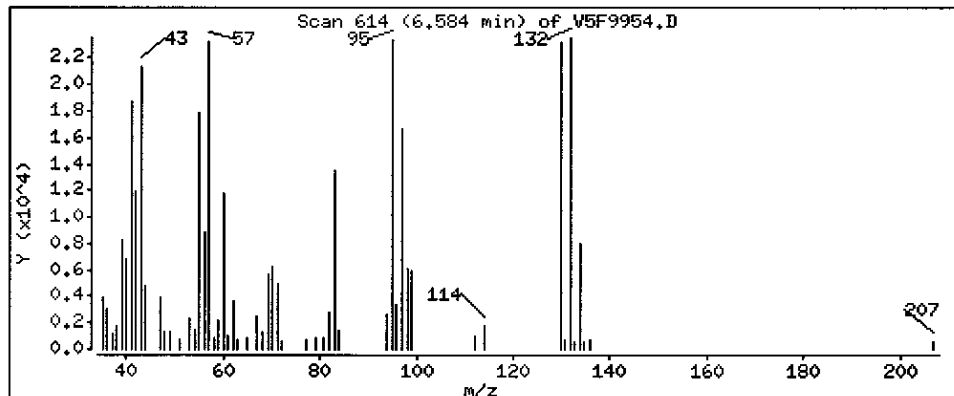
Column diameter: 0.25

Column phase: DB-624

Concentration: 17 ug/Kg

TCE &  
alkane  
coelution  
present  
93%  
5/12/05

28 Methylcyclohexane



Data File: \\AVOCADRO\ORGANICS\organic\voa\V5.i\050513.B\V5F9954.D

Date : 13-MAY-2005 17:24

Client ID: B-330

Instrument: v5.i

Sample Info: ,D0529-02A,,18114

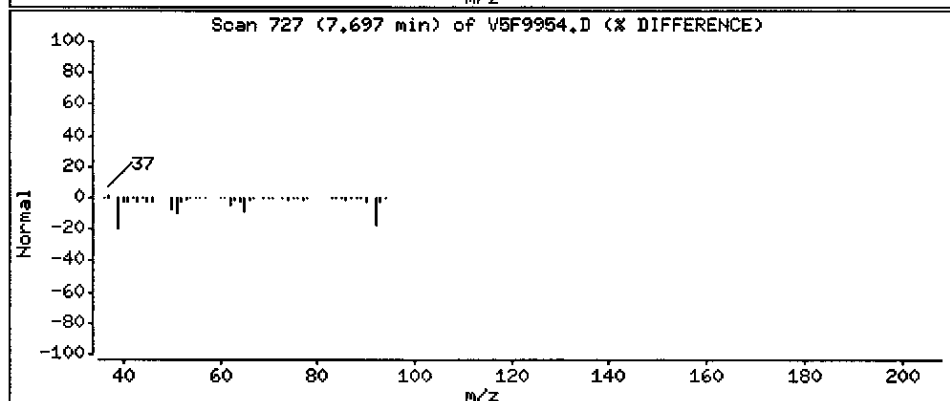
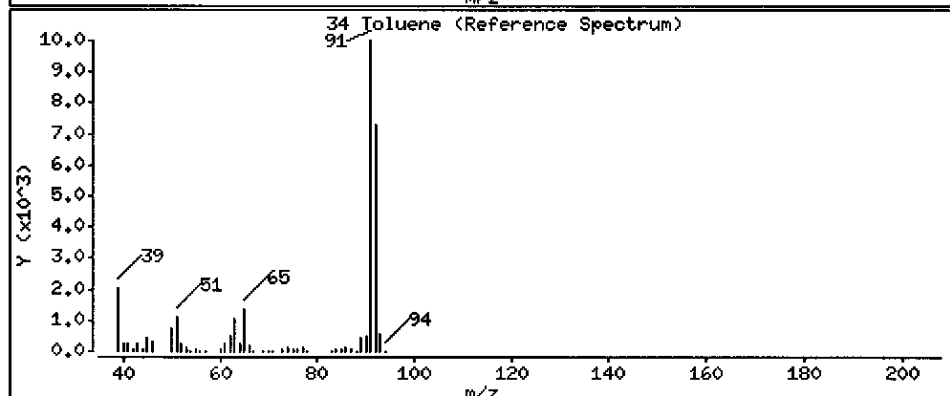
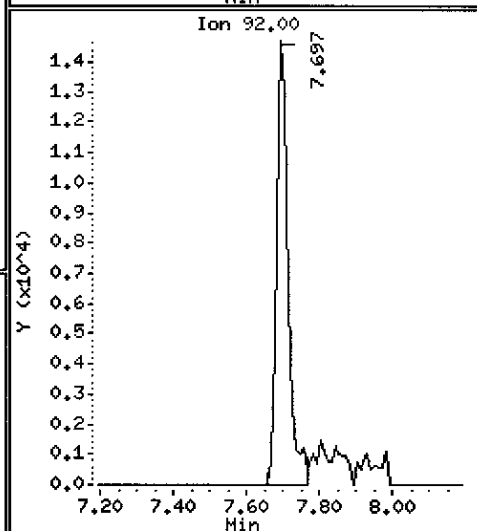
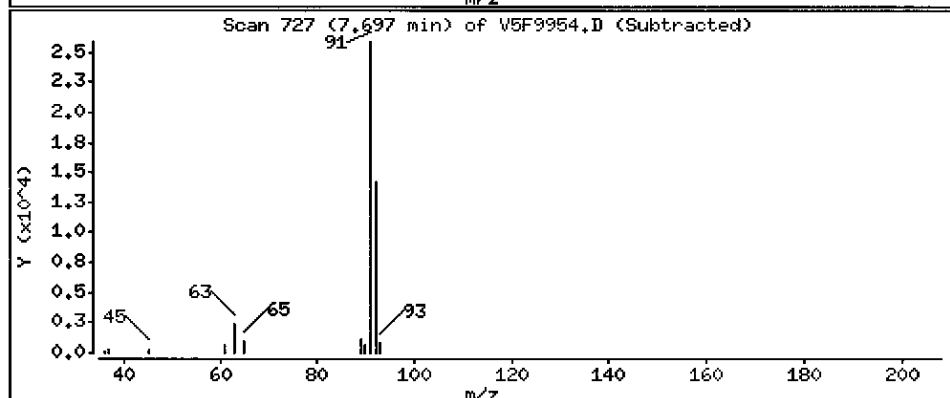
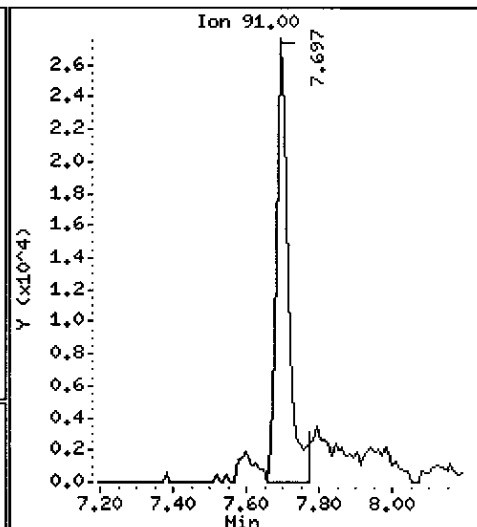
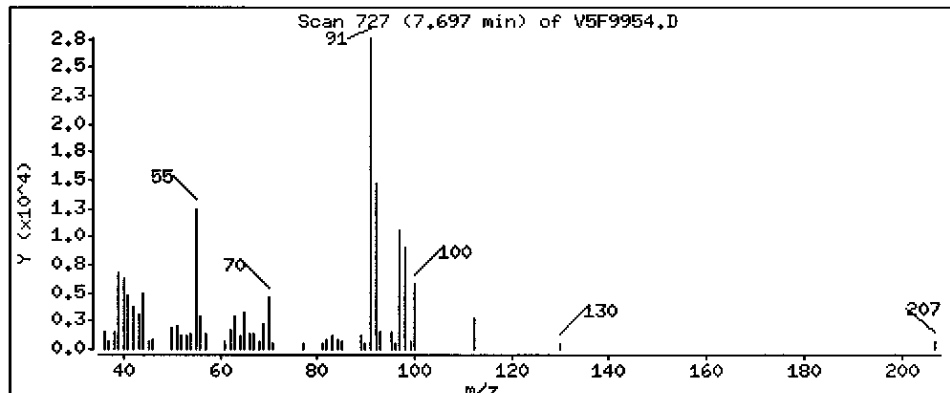
Operator: JC SRC: LIMS

Column phase: DB-624

Column diameter: 0.25

34 Toluene

Concentration: 8 ug/Kg



Date : 13-MAY-2005 17:24

Client ID: B-330

Instrument: v5.i

Sample Info: ,D0529-02A,,18114

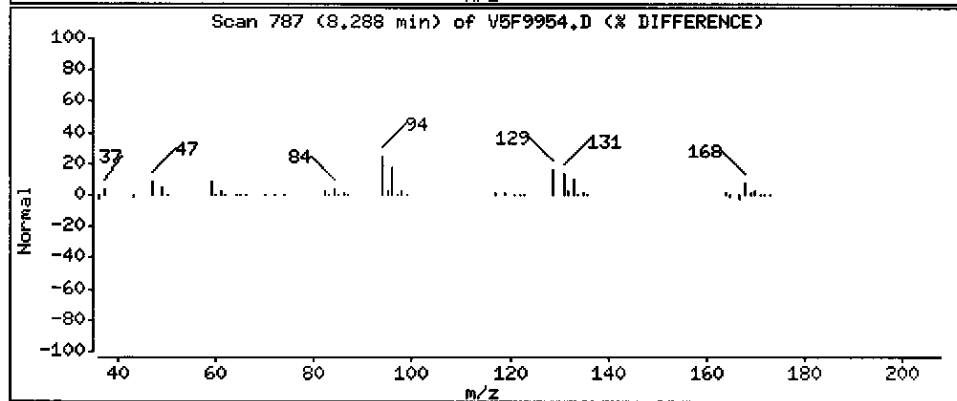
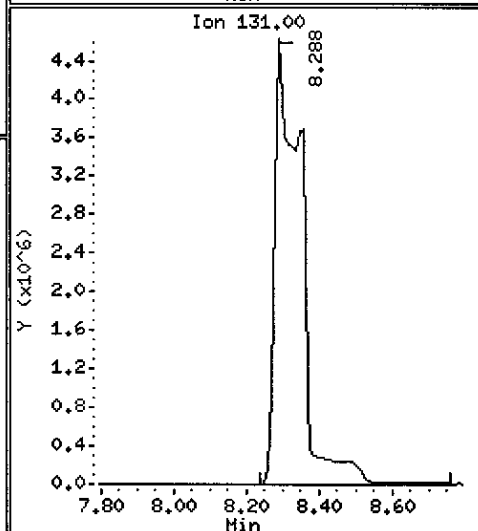
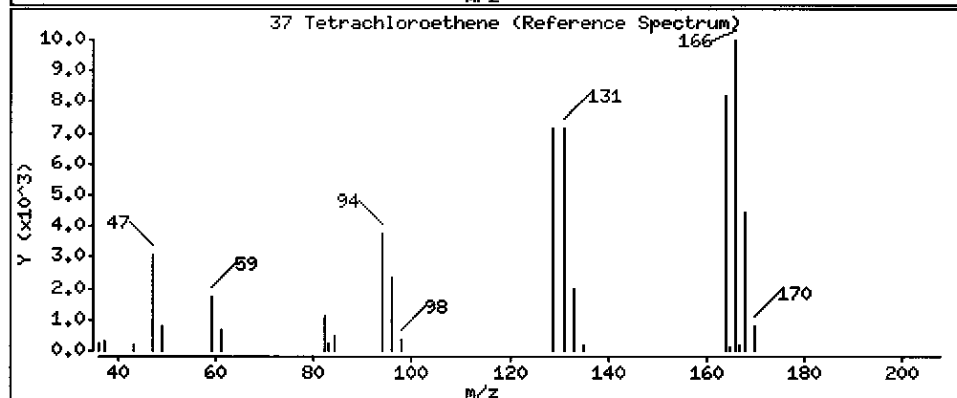
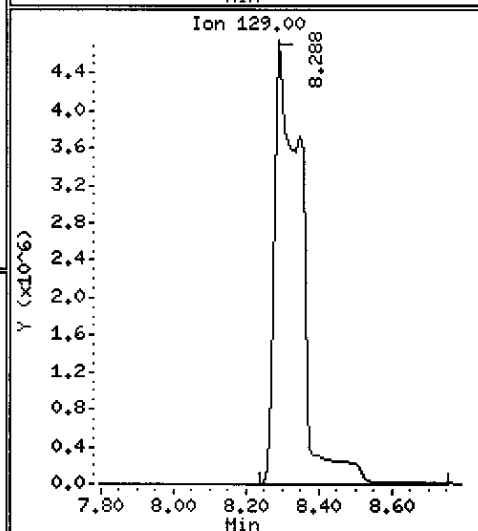
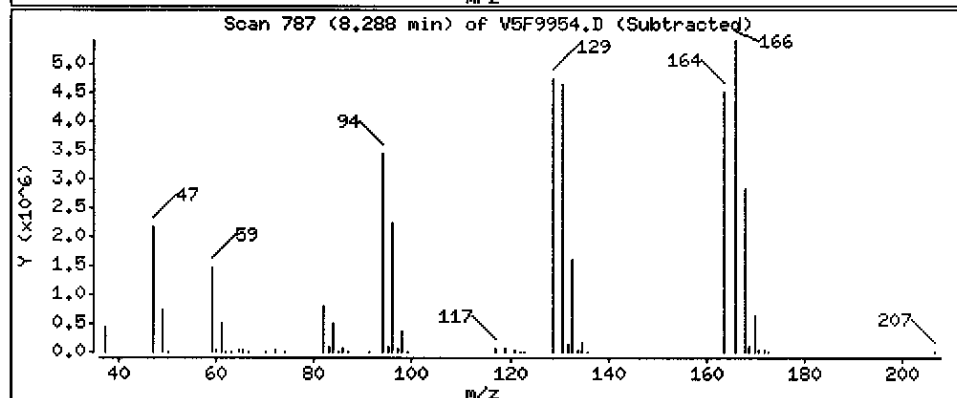
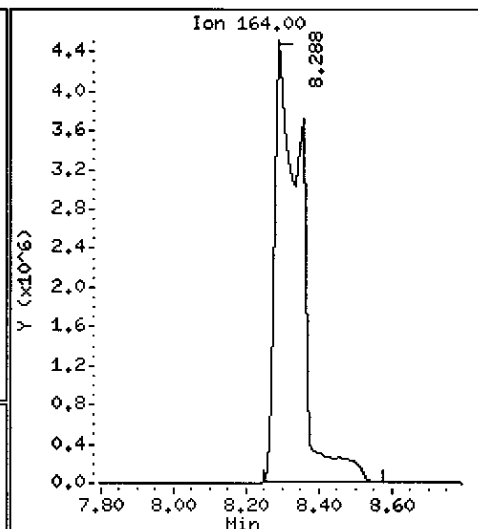
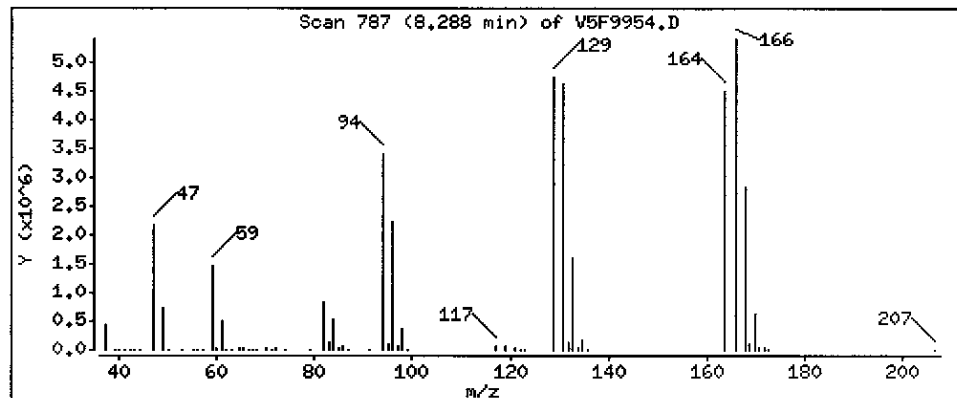
Operator: JC SRC: LIMS

Column phase: DB-624

Column diameter: 0.25

37 Tetrachloroethene

Concentration: 12000 ug/Kg



Data File: \\AVOGADRO\ORGANICS\organic\voa\5.i\050513.B\5F9954.D

Date : 13-MAY-2005 17:24

Client ID: B-330

Instrument: v5.i

Sample Info: ,D0529-02A,,18114

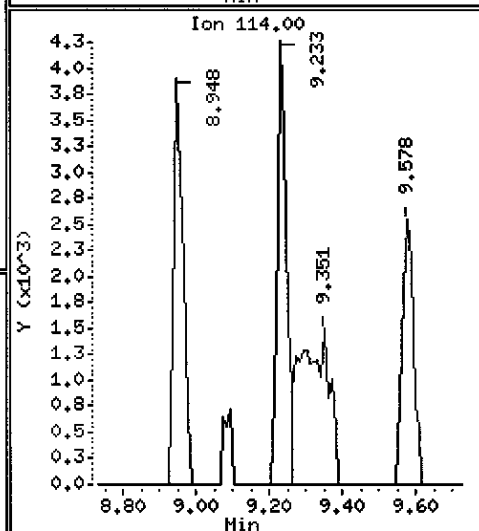
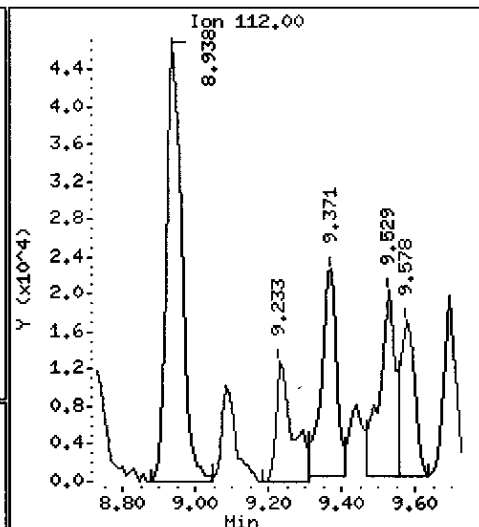
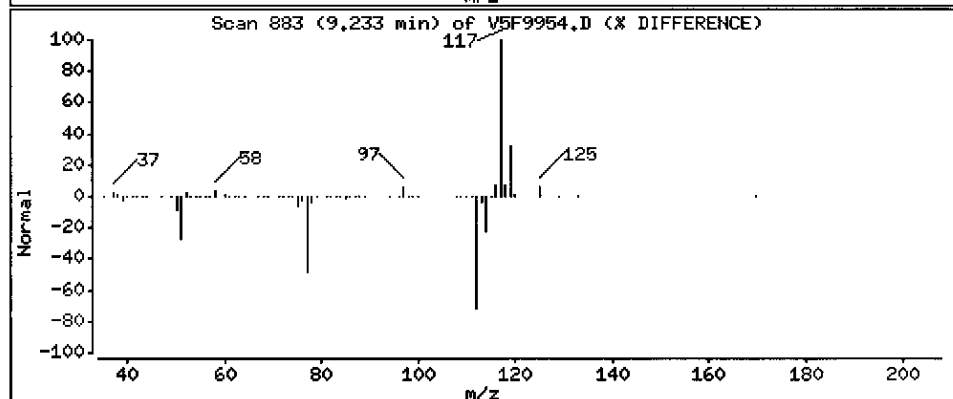
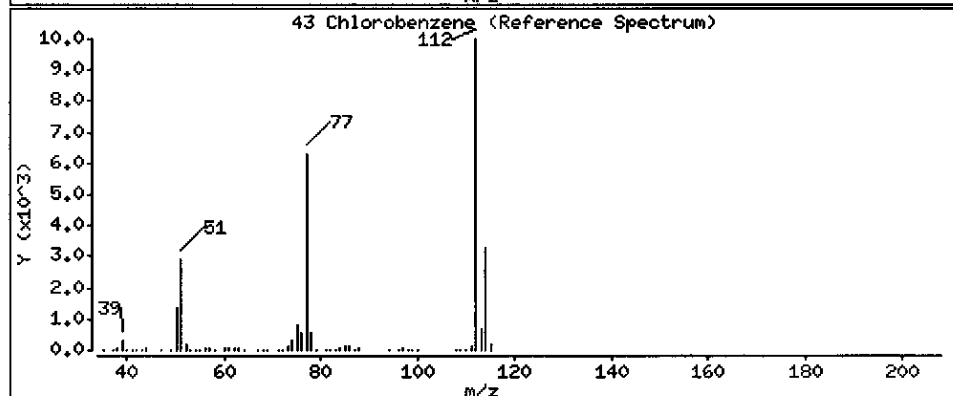
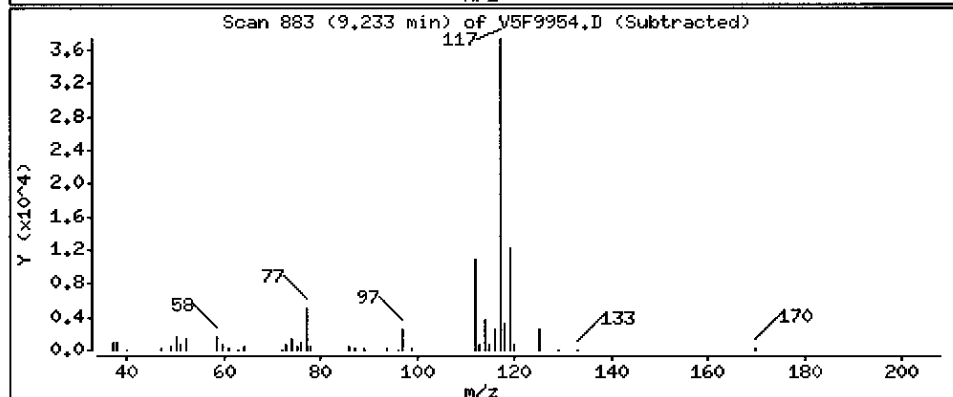
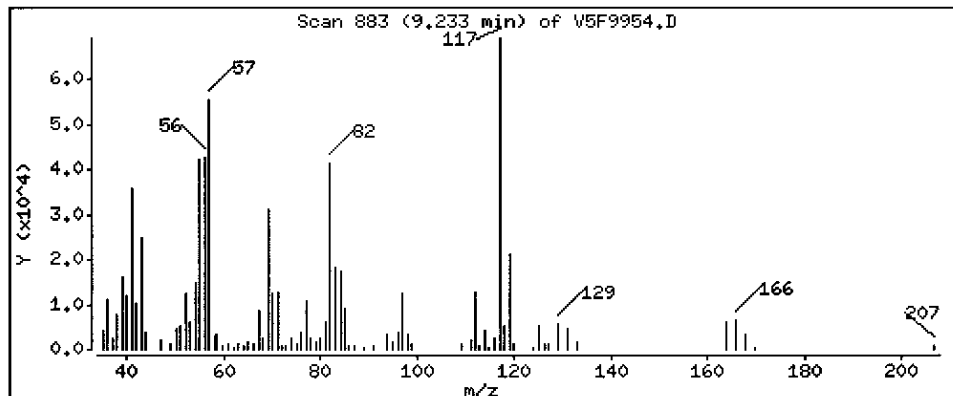
Operator: JC SRC: LIMS

Column phase: DB-624

Column diameter: 0.25

43 Chlorobenzene

Concentration: 8 ug/Kg



m/e 117  
d5-chlorob  
coelution  
2005/07/05

Data File: \\AVOGADRO\ORGANICS\organic\voa\5.i\050513.B\5F9954.D

Date : 13-MAY-2005 17:24

Client ID: B-330

Instrument: v5.i

Sample Info: ,D0529-02A,,18114

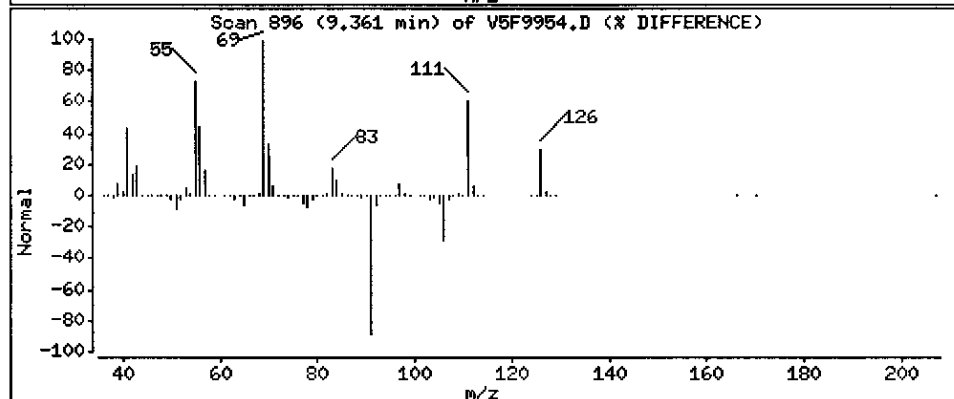
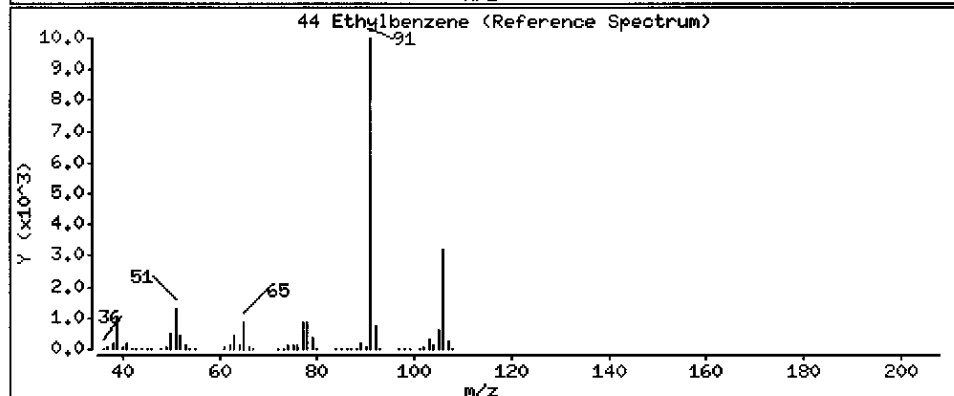
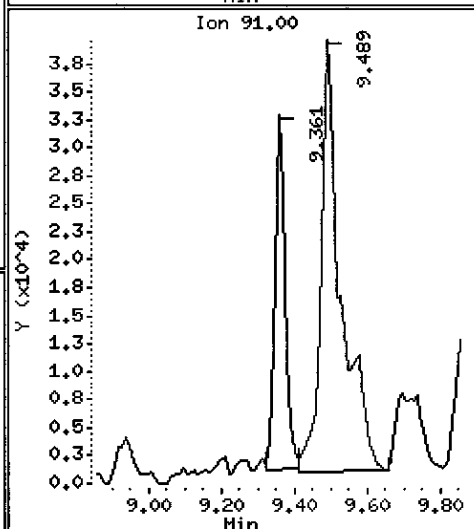
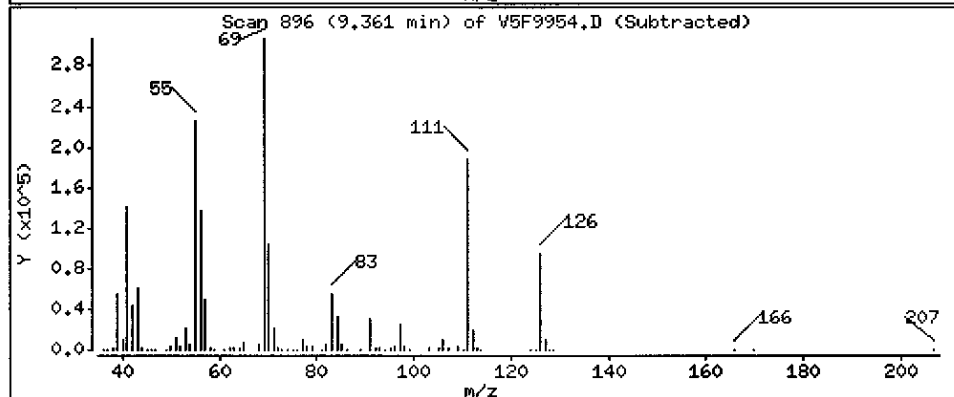
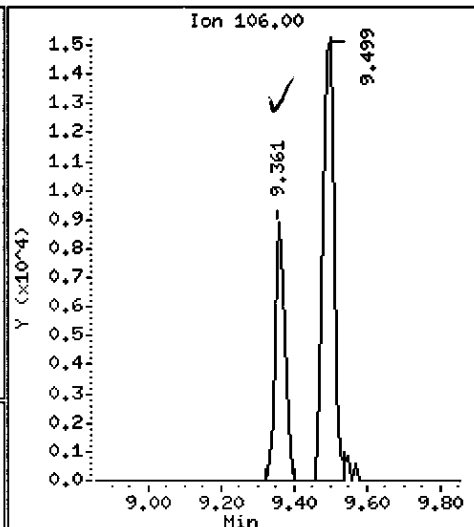
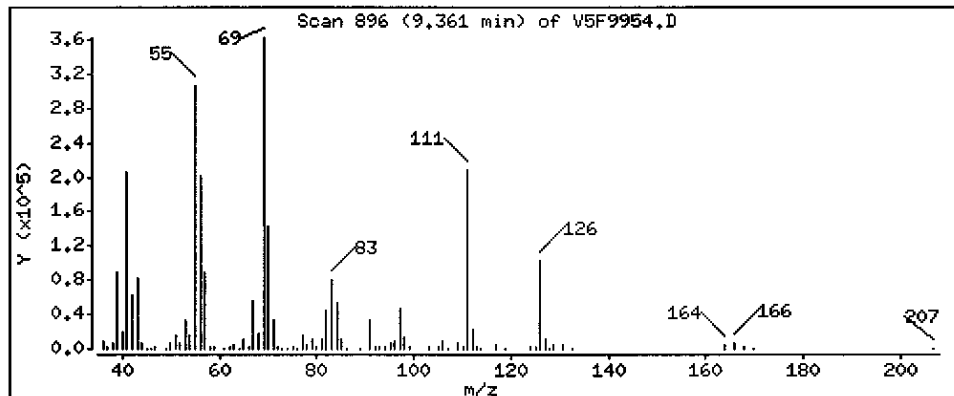
Operator: JC SRC: LIMS

Column phase: DB-624

Column diameter: 0.25

44 Ethylbenzene

Concentration: 6 ug/Kg



Data File: \\AVOGADRO\ORGANICS\organic\voa\5.i\050513.B\5F9954.D

Date : 13-MAY-2005 17:24

Client ID: B-330

Instrument: v5.i

Sample Info: ,D0529-02A,,18114

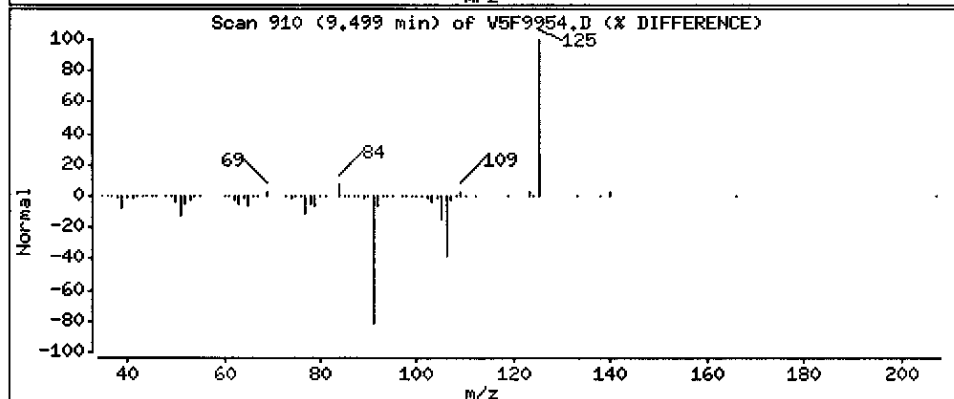
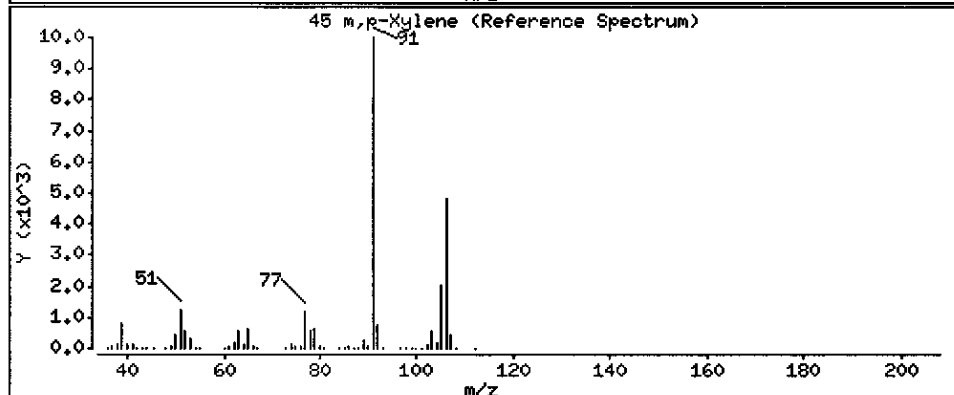
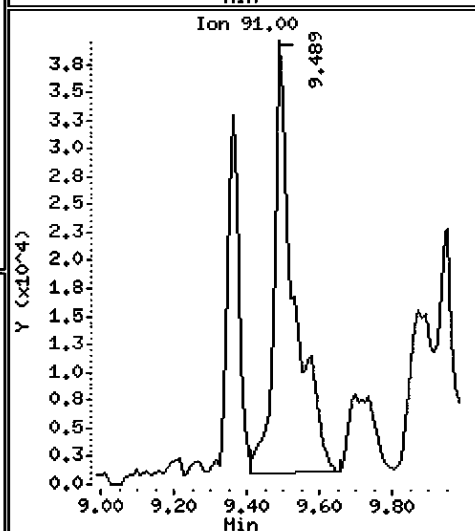
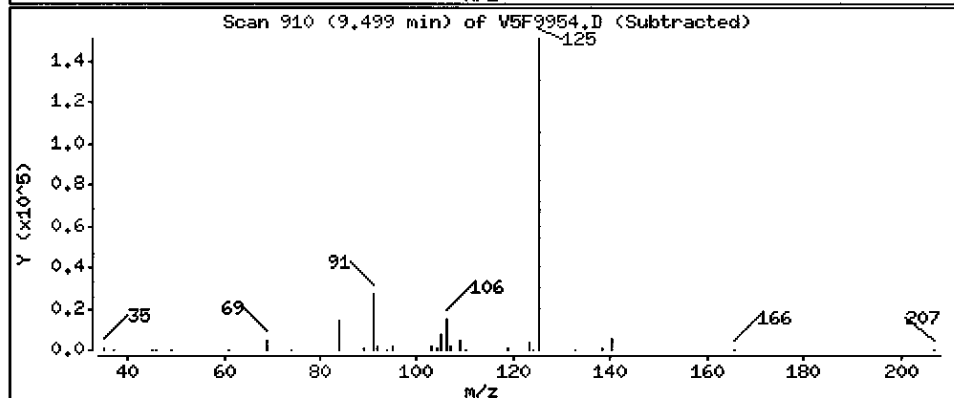
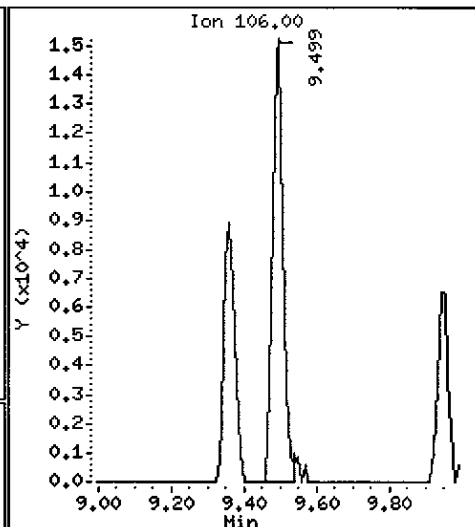
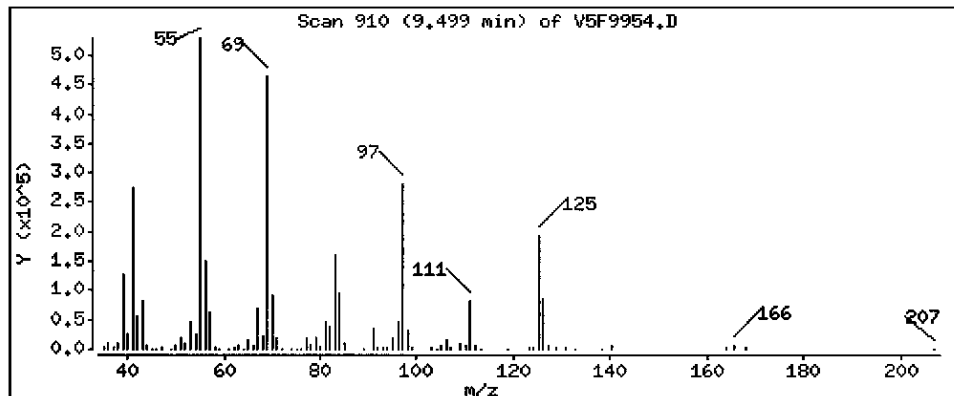
Column phase: DB-624

Operator: JC SRC: LIMS

Column diameter: 0.25

45 m,p-Xylene

Concentration: 10 ug/Kg



Data File: \\AVOGADRO\ORGANICS\organic\voa\V5.i\050513.B\V5F9954.D

Date : 13-MAY-2005 17:24

Client ID: B-330

Instrument: v5.i

Sample Info: ,D0529-02A,,18114

Operator: JC SRC: LIMS

Column phase: DB-624

Column diameter: 0.25

Library Search Compound Match

CAS Number

Library

Entry

Quality

Formula

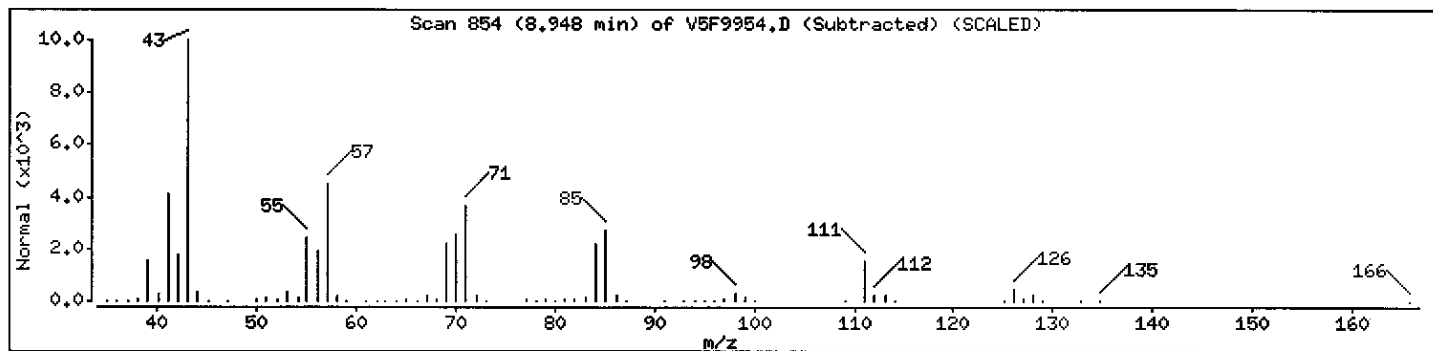
Weight

Unknown

0

0

0





Data File: \\AVOGADRO\ORGANICS\organic\voa\V5.i\050513.B\VF9954.D

Date : 13-MAY-2005 17:24

Client ID: B-330

Instrument: v5.i

Sample Info: ,D0529-02A,,18114

Operator: JC SRC: LIMS

Column phase: DB-624

Column diameter: 0.25

Library Search Compound Match

CAS Number

Library

Entry

Quality

Formula

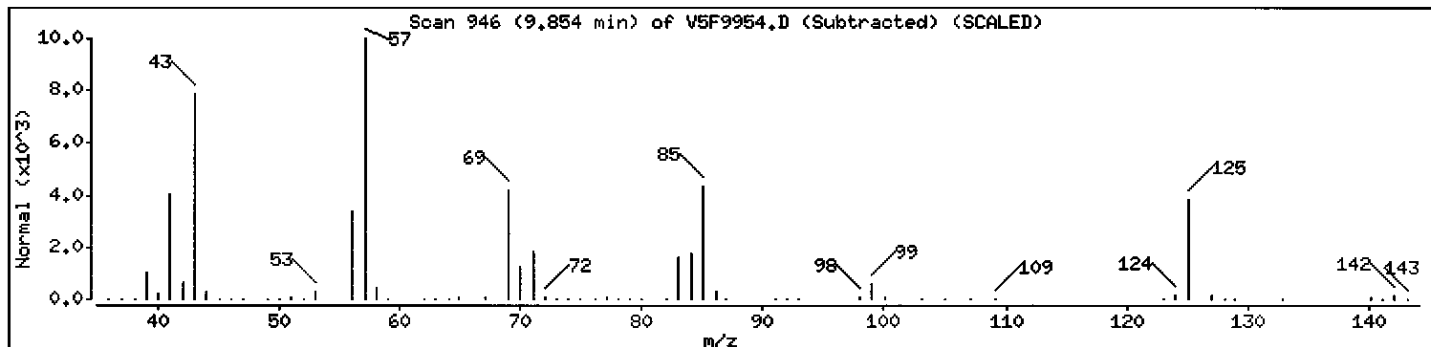
Weight

Unknown

0

0

0



Date : 13-MAY-2005 17:24

Client ID: B-330

Instrument: v5.i

Sample Info: ,D0529-02A,,18114

Operator: JC SRC: LIMS

Column phase: DB-624

Column diameter: 0.25

## Library Search Compound Match

## Branched Alkane

Octane, 2,6-dimethyl-

CAS Number

Library

Entry

Quality

Formula

Weight

2051-30-1

NBS75K.L

66228

90

C10H22

142

Nonane, 3-methyl-

5911-04-6

NBS75K.L

8075

87

C10H22

142

Octane, 3,6-dimethyl-

15869-94-0

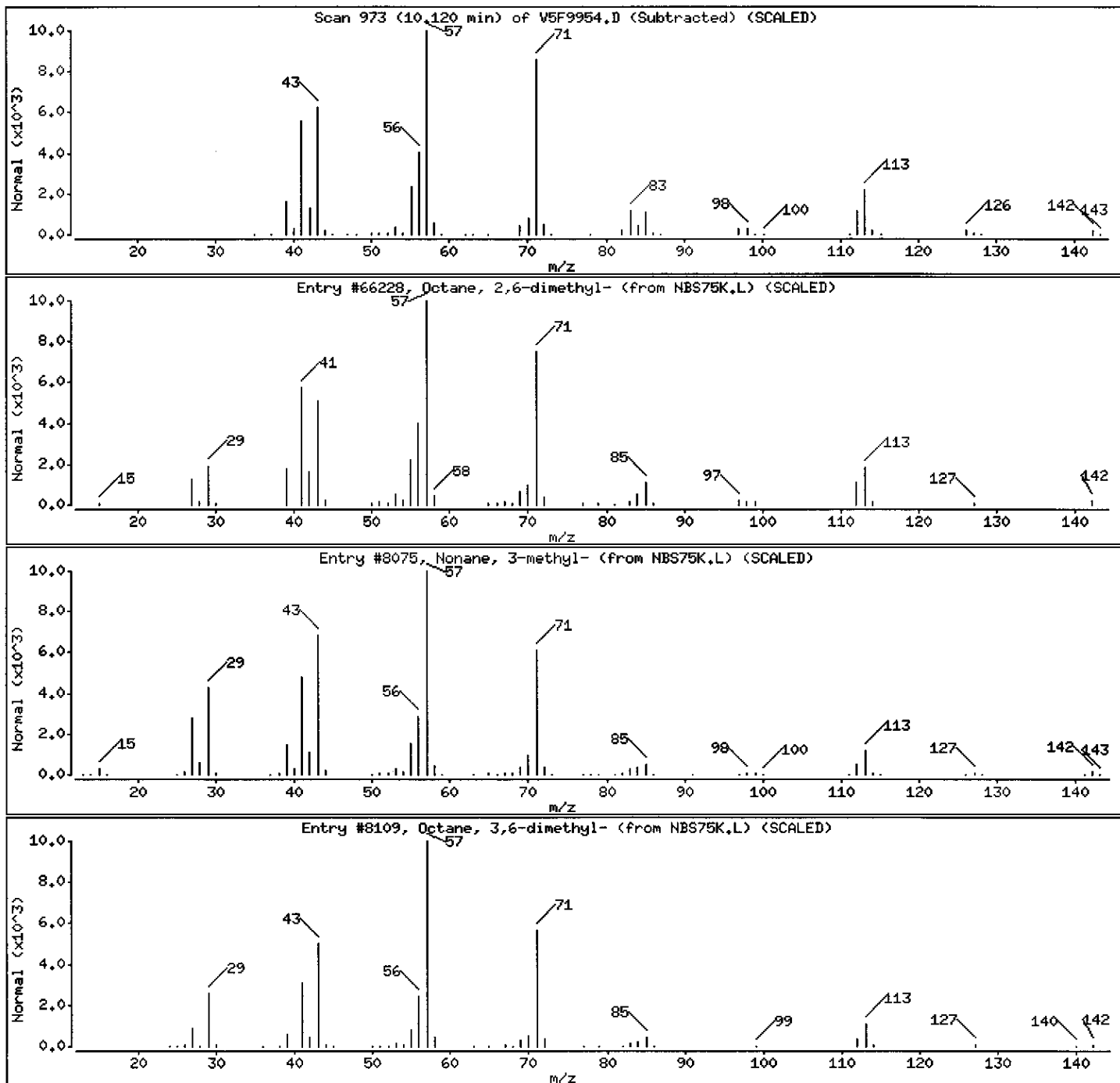
NBS75K.L

8109

74

C10H22

142



Data File: \\AVOCADRO\ORGANICS\organic\voa\V5.i\050513.B\VF9954.D

Date : 13-MAY-2005 17:24

Client ID: B-330

Instrument: v5.i

Sample Info: ,D0529-02A,,18114

Operator: JC SRC: LIMS

Column phase: DB-624

Column diameter: 0.25

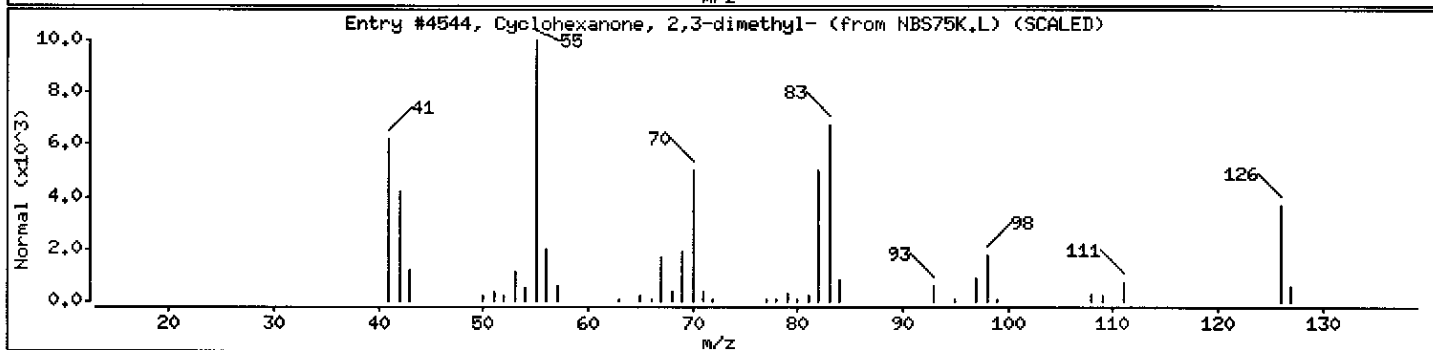
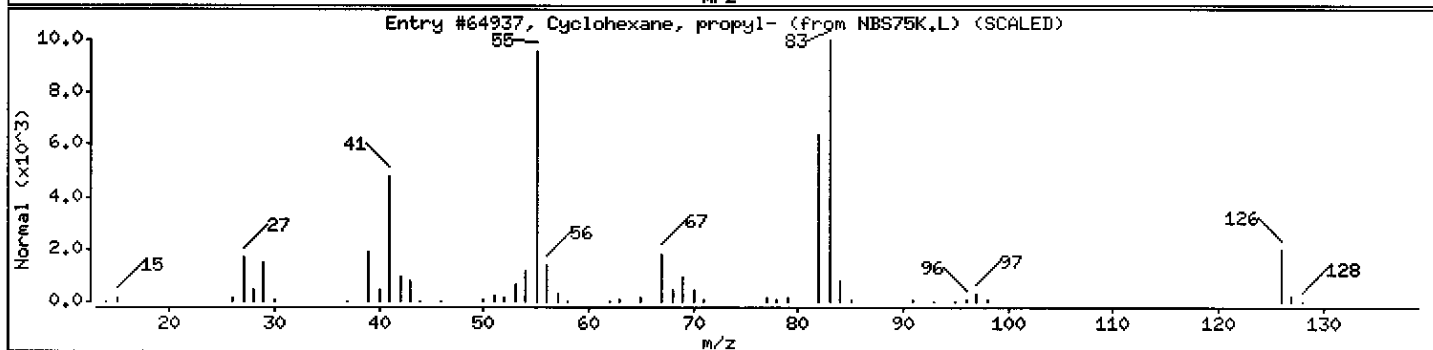
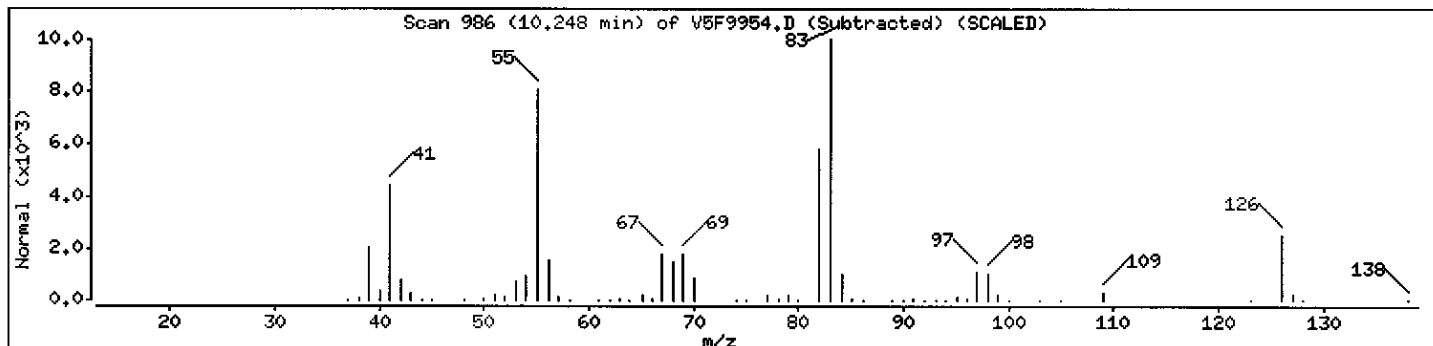
Library Search Compound Match

Cyclic Alkane

Cyclohexane, propyl-

Cyclohexanone, 2,3-dimethyl-

CAS Number	Library	Entry	Quality	Formula	Weight
1678-92-8	NBS75K.L	64937	90	C9H18	126
13395-76-1	NBS75K.L	4544	86	C8H14O	126



Data File: \\AVOGADRO\ORGANICS\organic\voa\W5.i\050513.B\W5F9954.D

Date : 13-MAY-2005 17:24

Client ID: B-330

Instrument: v5.i

Sample Info: ,D0529-02A,,18114

Column phase: DB-624

Operator: JC SRC: LIMS

Column diameter: 0.25

Library Search Compound Match

CAS Number

Library

Entry

Quality

Formula

Weight

Unknown

Cyclohexane, diethyl-

1331-43-7

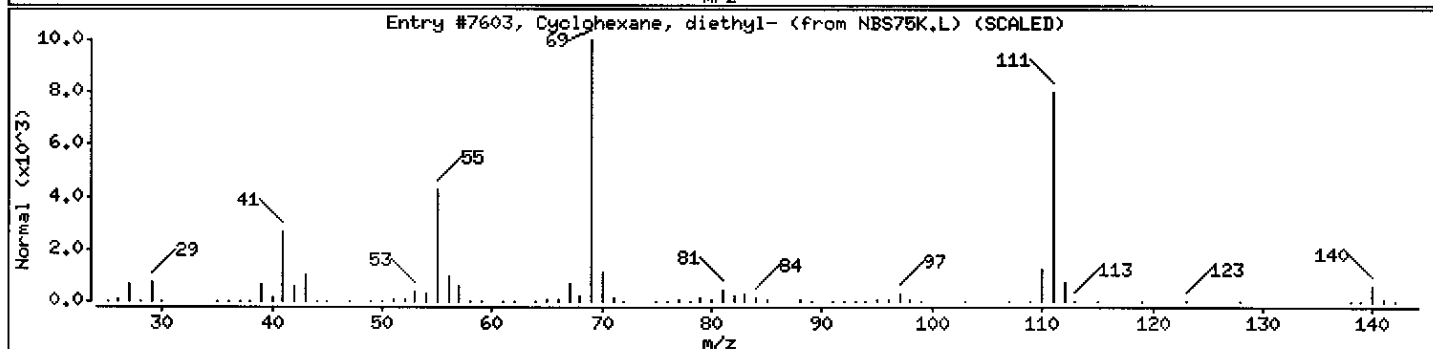
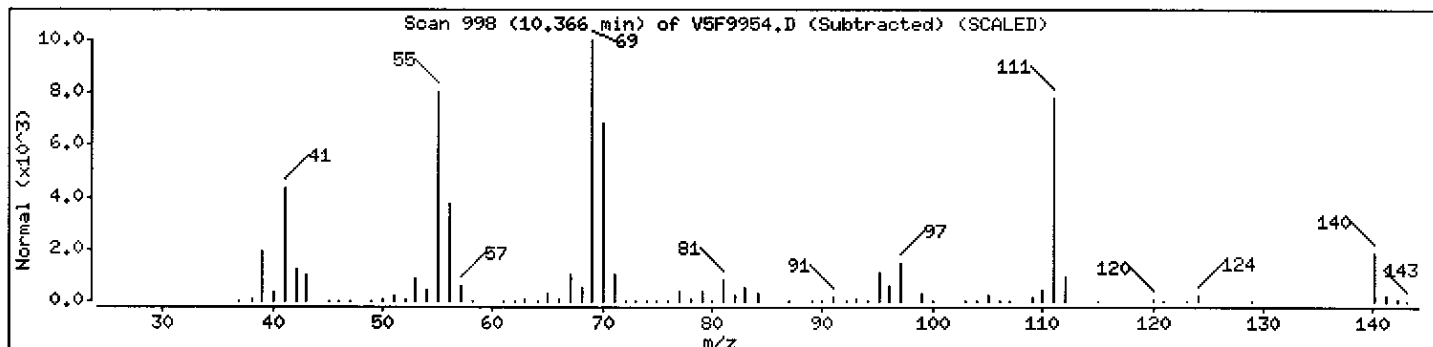
NBS75K.L

7603

68

C10H20

140



Data File: \\AVOGADRO\ORGANICS\organic\voa\v5.i\050513.B\V5F9954.D

Date : 13-MAY-2005 17:24

Client ID: B-330

Instrument: v5.i

Sample Info: ,D0529-02A,,18114

Operator: JC SRC: LIMS

Column phase: DB-624

Column diameter: 0.25

Library Search Compound Match

CAS Number

Library

Entry

Quality

Formula

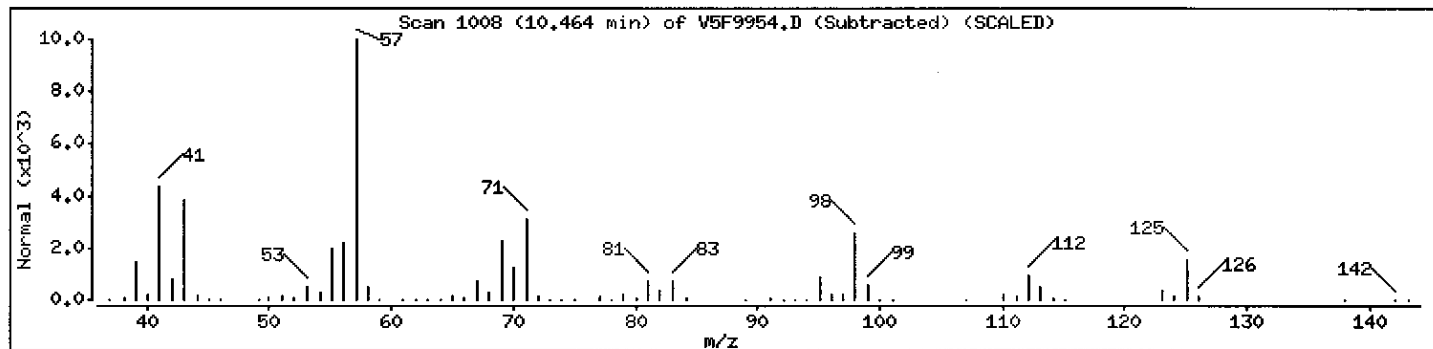
Weight

Unknown

0

0

0



Data File: \\AVOGADRO\ORGANICS\organic\voa\V5.i\050513.B\V5F9954.D

Date : 13-MAY-2005 17:24

Client ID: B-330

Instrument: v5.i

Sample Info: ,D0529-02A,,18114

Operator: JC SRC: LIMS

Column phase: DB-624

Column diameter: 0.25

Library Search Compound Match

CAS Number

Library

Entry

Quality

Formula

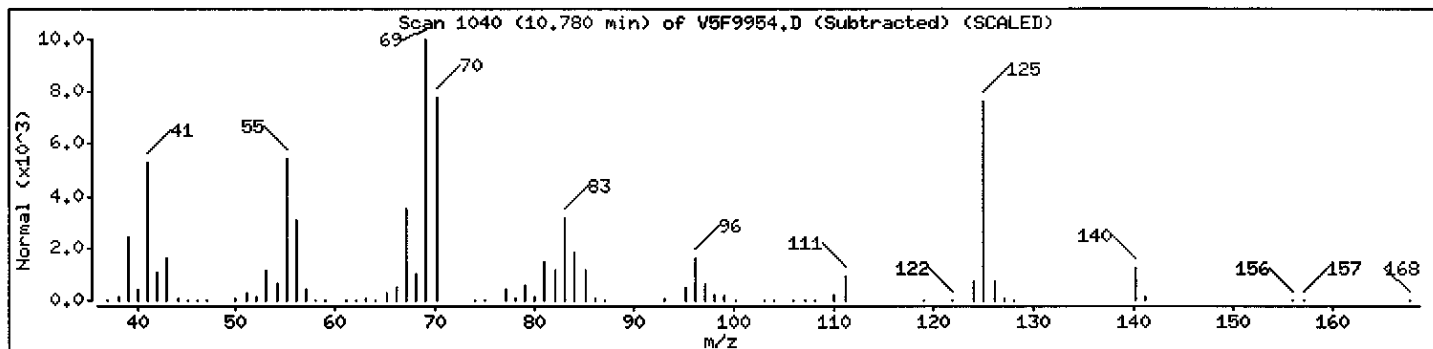
Weight

Unknown

0

0

0



Data File: \\AVOCADRO\ORGANICS\organic\voa\V5.i\050513.B\VF9954.D

Date : 13-MAY-2005 17:24

Client ID: B-330

Instrument: v5.i

Sample Info: ,D0529-02A,,18114

Operator: JC SRC: LIMS

Column phase: DB-624

Column diameter: 0.25

Library Search Compound Match

CAS Number

Library

Entry

Quality

Formula

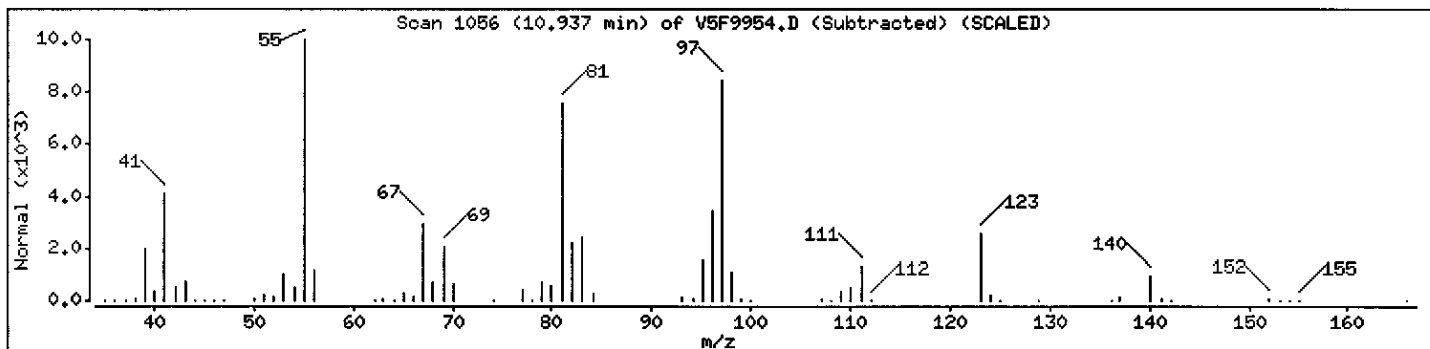
Weight

Unknown

0

0

0



Data File: \\AVOGADRO\ORGANICS\organic\voa\V5.i\050513.B\V5F9954.D

Date : 13-MAY-2005 17:24

Client ID: B-330

Instrument: v5.i

Sample Info: ,D0529-02A,,18114

Column phase: DB-624

Operator: JC SRC: LIMS

Column diameter: 0.25

Library Search Compound Match

CAS Number

Library

Entry

Quality

Formula

Weight

Unknown

3-Nonyl-1-ol

31333-13-8

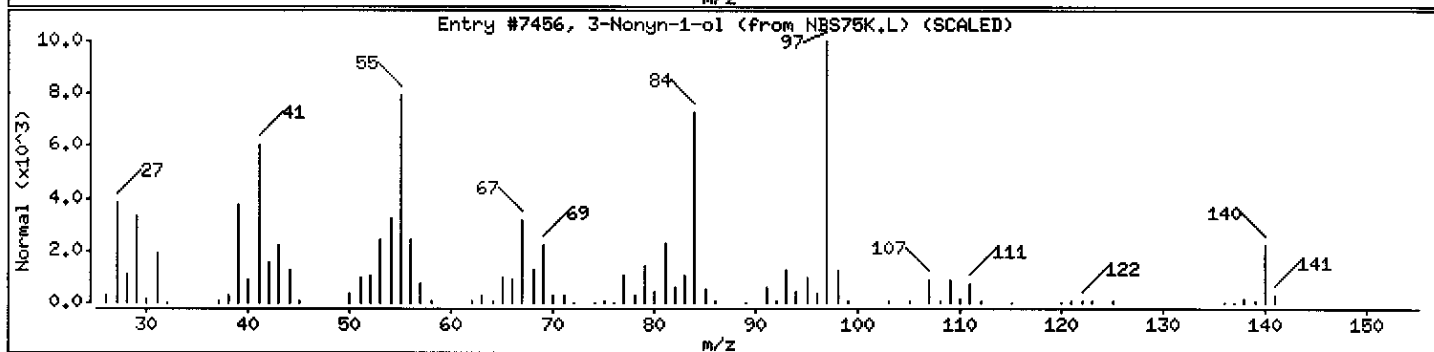
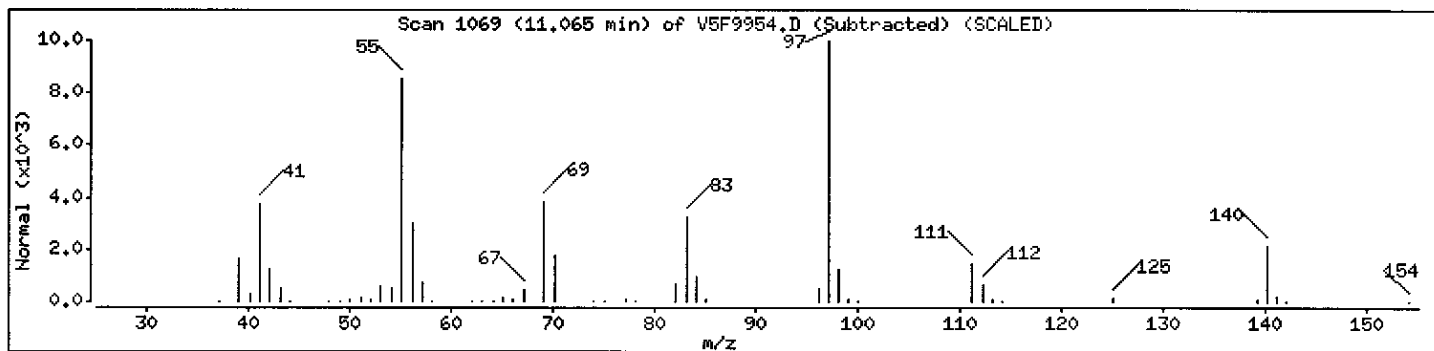
NBS75K.L

7456

72

C9H16O

140





Data File: \\AVOCADRO\ORGANICS\organic\voa\V5.i\050513.B\V5F9954.D

Date : 13-MAY-2005 17:24

Client ID: B-330

Instrument: v5.i

Sample Info: ,D0529-02A,,18114

Column phase: DB-624

Operator: JC SRC: LIMS

Column diameter: 0.25

Library Search Compound Match

CAS Number

Library

Entry

Quality

Formula

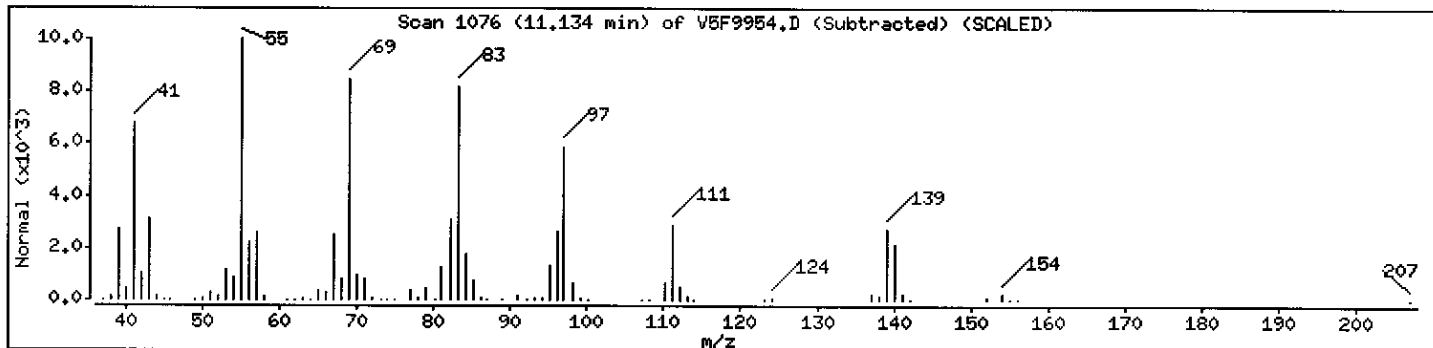
Weight

Unknown

0

0

0



Data File: \\AVOCADRO\ORGANICS\organic\voa\v5.i\050513.B\VF9954.D

Date : 13-MAY-2005 17:24

Client ID: B-330

Instrument: v5.i

Sample Info: ,D0529-02A,,18114

Operator: JC SRC: LIMS

Column phase: DB-624

Column diameter: 0.25

Library Search Compound Match

CAS Number

Library

Entry

Quality

Formula

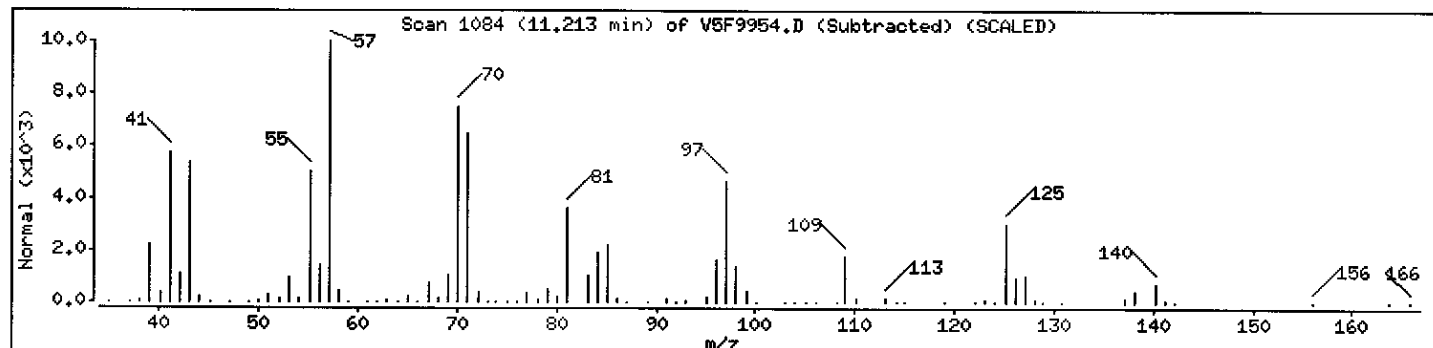
Weight

Unknown

0

0

0



Data File: \\AVOGADRO\ORGANICS\organic\voa\V5.i\050513.B\V5F9954.D

Date : 13-MAY-2005 17:24

Client ID: B-330

Instrument: v5.i

Sample Info: ,D0529-02A,,18114

Operator: JC SRC: LIMS

Column phase: DB-624

Column diameter: 0.25

Library Search Compound Match

CAS Number

Library

Entry

Quality

Formula

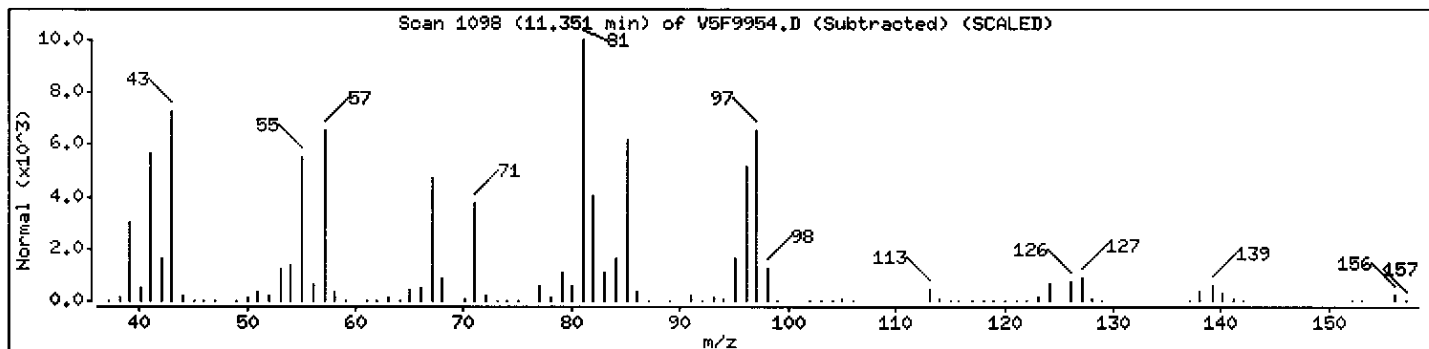
Weight

Unknown

0

0

0



Data File: \\AVOCADRO\ORGANICS\organic\voa\V5.i\050513,B\V5F9954.D

Date : 13-MAY-2005 17:24

Client ID: B-330

Instrument: v5.i

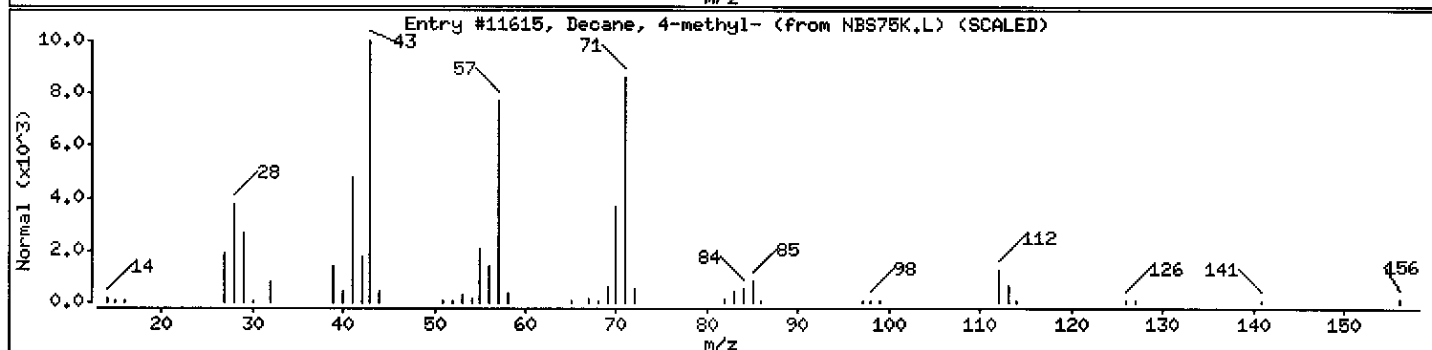
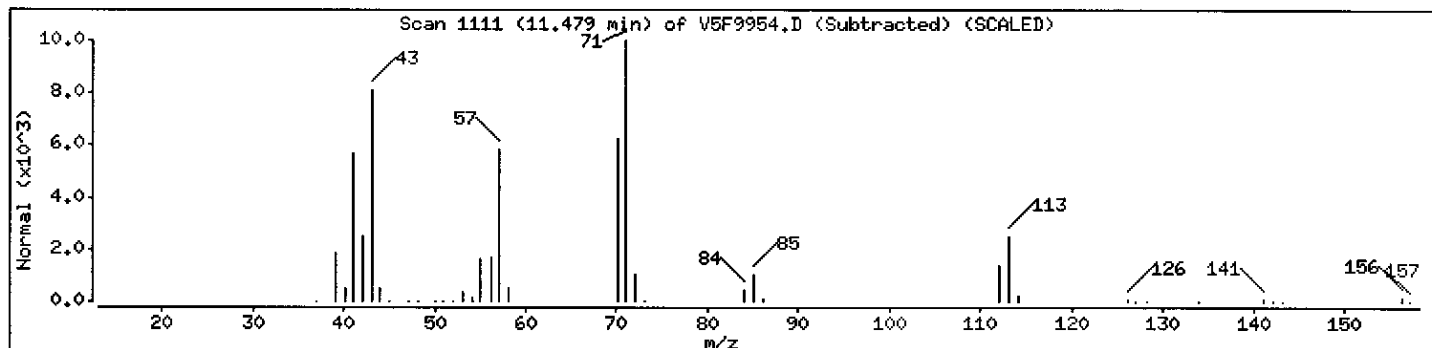
Sample Info: ,D0529-02A,,18114

Operator: JC SRC: LIMS

Column phase: DB-624

Column diameter: 0.25

Library Search Compound Match	CAS Number	Library	Entry	Quality	Formula	Weight
Unknown						
Decane, 4-methyl-	2847-72-5	NBS75K.L	11615	72	C <sub>11</sub> H <sub>24</sub>	156



Data File: \\AVOGADRO\ORGANICS\organic\voa\V5.i\050513.B\V5F9954.D

Date : 13-MAY-2005 17:24

Client ID: B-330

Instrument: v5.i

Sample Info: ,D0529-02A,,18114

Operator: JC SRC: LIMS

Column phase: DB-624

Column diameter: 0.25

Library Search Compound Match

CAS Number

Library

Entry

Quality

Formula

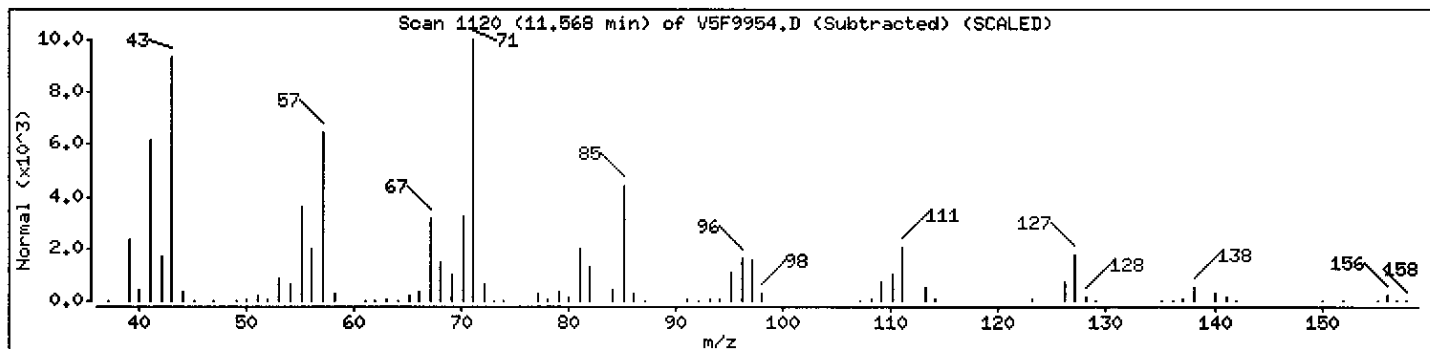
Weight

Unknown

0

0

0



Data File: \\AVOGADRO\ORGANICS\organic\voa\V5.i\050513.B\V5F9954.D

Date : 13-MAY-2005 17:24

Client ID: B-330

Instrument: v5.i

Sample Info: ,D0529-02A,,18114

Operator: JC SRC: LIMS

Column phase: DB-624

Column diameter: 0.25

Library Search Compound Match

CAS Number

Library

Entry

Quality

Formula

Weight

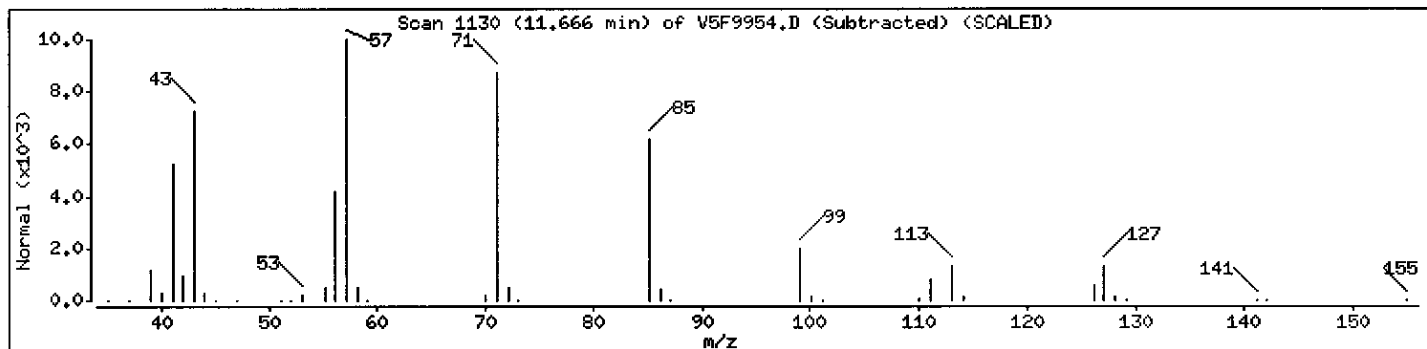
Unknown

0

0

0

Unknown



Data File: \\AVOGADRO\ORGANICS\organic\voa\W5.i\050513.B\W5F9954.D

Date : 13-MAY-2005 17:24

Client ID: B-330

Instrument: v5.i

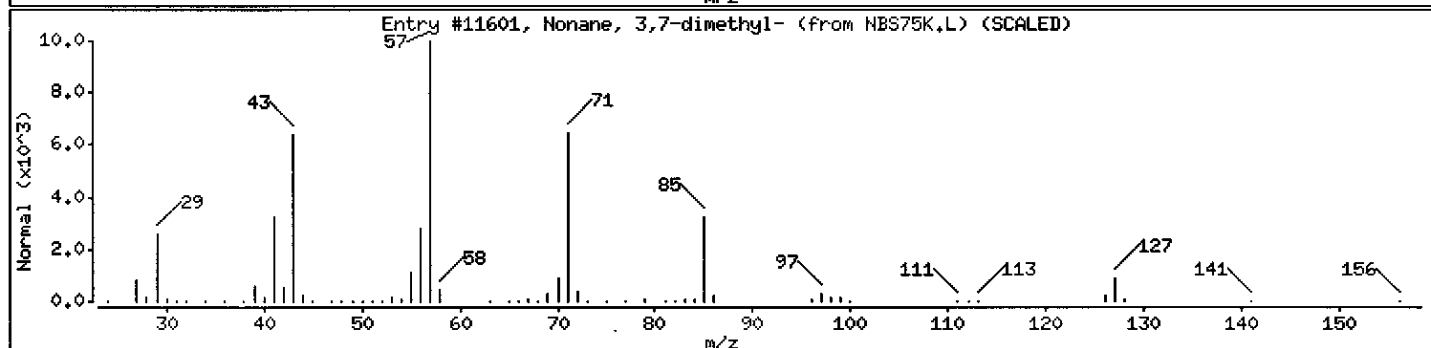
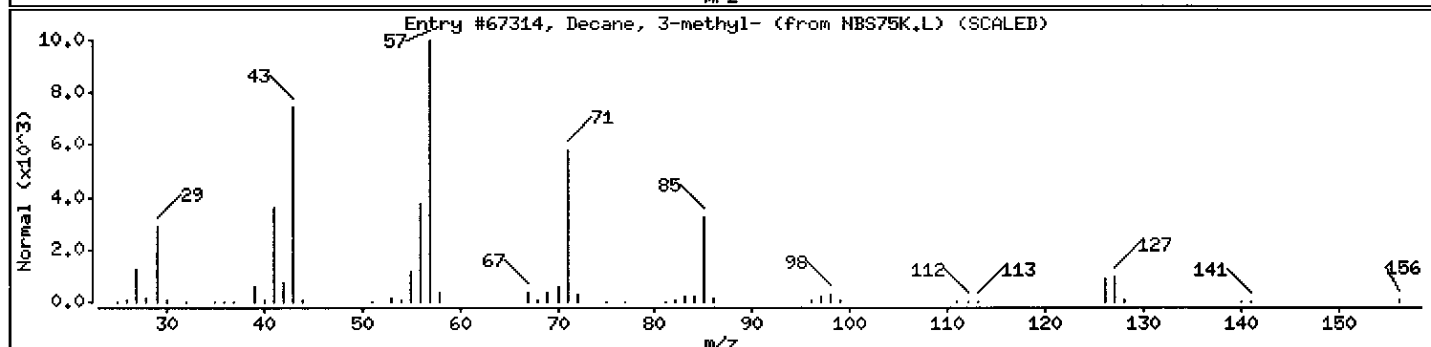
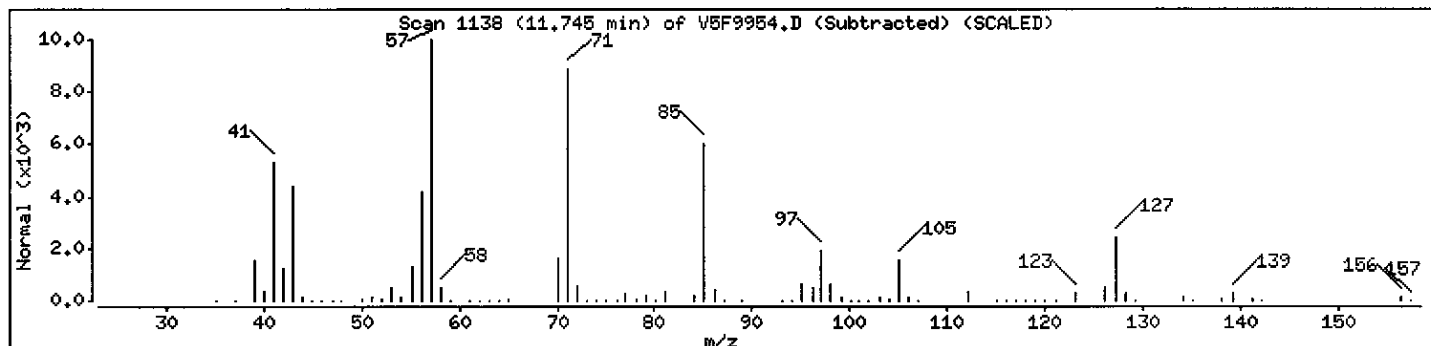
Sample Info: ,D0529-02A,,18114

Operator: JC SRC: LIMS

Column phase: DB-624

Column diameter: 0.25

Library Search Compound Match	CAS Number	Library	Entry	Quality	Formula	Weight
Branched Alkane						
Decane, 3-methyl-	13151-34-3	NBS75K.L	67314	87	C <sub>11</sub> H <sub>24</sub>	156
Nonane, 3,7-dimethyl-	17302-32-8	NBS75K.L	11601	81	C <sub>11</sub> H <sub>24</sub>	156



Data File: \\AVOGADRO\ORGANICS\organic\voa\V5.i\050513.B\V5F9954.D

Date : 13-MAY-2005 17:24

Client ID: B-330

Instrument: v5.i

Sample Info: ,D0529-02A,,18114

Operator: JC SRC: LIMS

Column phase: DB-624

Column diameter: 0.25

Library Search Compound Match

CAS Number

Library

Entry

Quality

Formula

Weight

Unknown

Cyclohexane, butyl-

1678-93-9

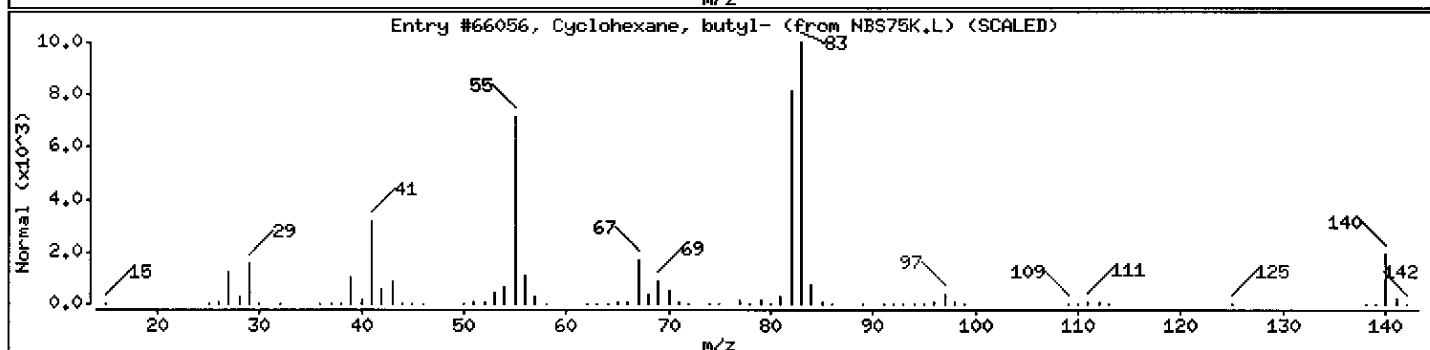
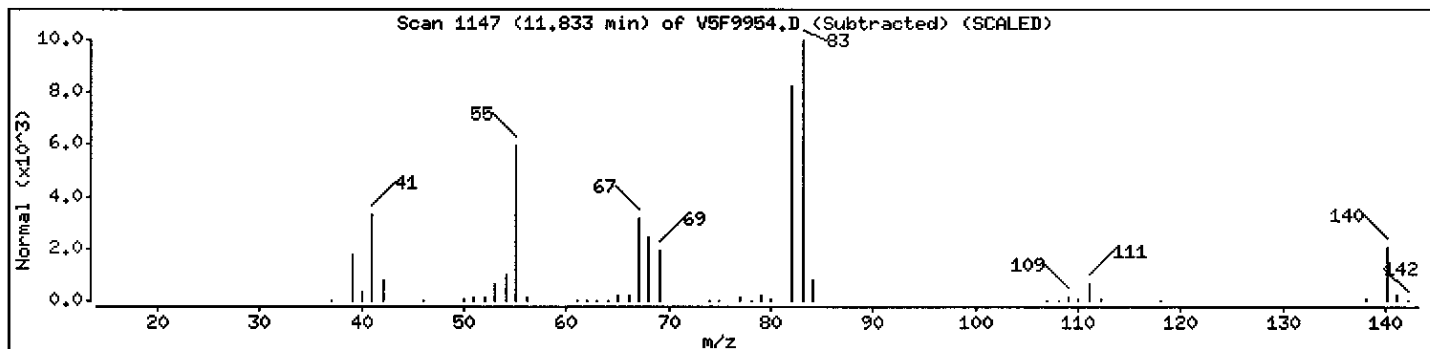
NBS75K.L

66056

80

C10H20

140





Data File: \\AVOGADRO\ORGANICS\organic\vos\v5.i\050513.B\W5F9954.D

Date : 13-MAY-2005 17:24

Client ID: B-330

Instrument: v5.i

Sample Info: ,D0529-02A,,18114

Operator: JC SRC: LIMS

Column phase: DB-624

Column diameter: 0.25

Library Search Compound Match

CAS Number

Library

Entry

Quality

Formula

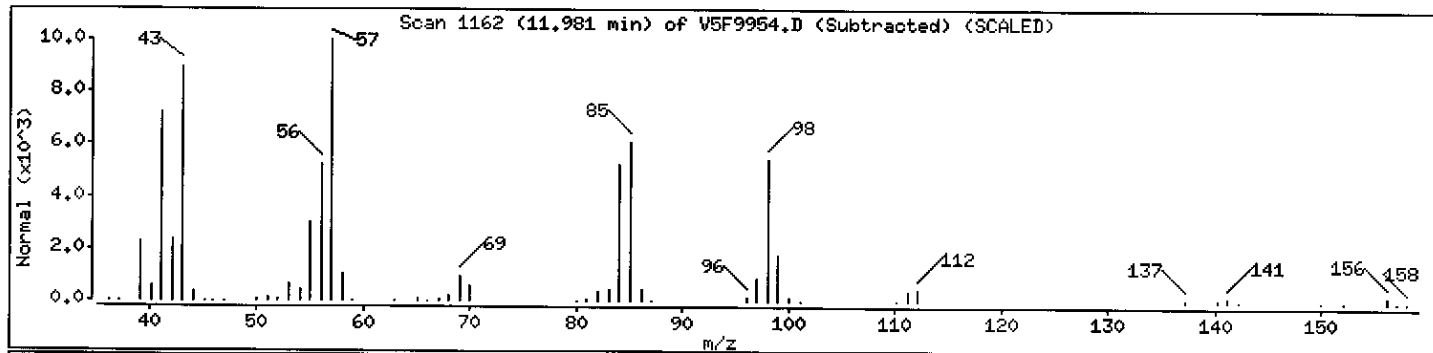
Weight

Unknown

0

0

0



Data File: \\AVOGADRO\ORGANICS\organic\voa\V5.i\050513.B\V5F9954.D

Date : 13-MAY-2005 17:24

Client ID: B-330

Instrument: v5.i

Sample Info: ,D0529-02A,,18114

Operator: JC SRC: LIMS

Column phase: DB-624

Column diameter: 0.25

Library Search Compound Match

CAS Number

Library

Entry

Quality

Formula

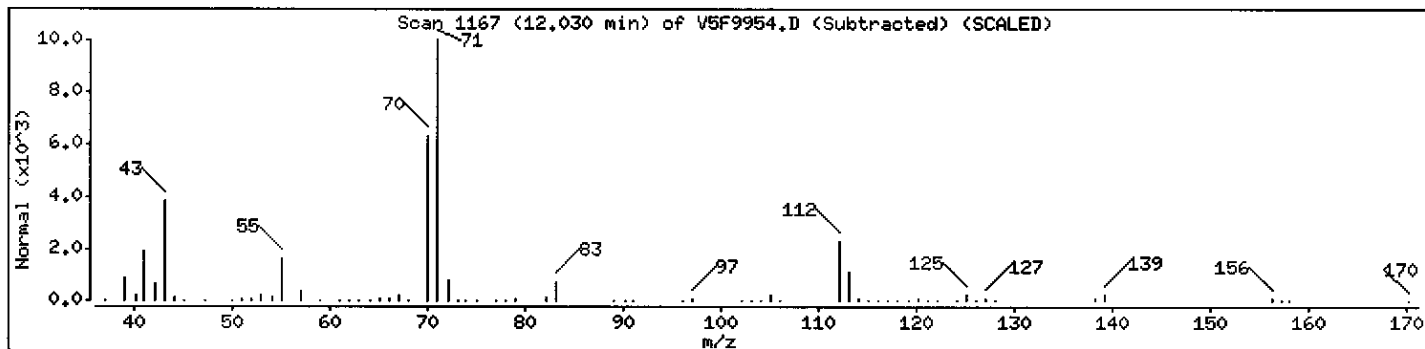
Weight

Unknown

0

0

0



Data File: \\AVOGADRO\ORGANICS\organic\voa\v5.i\050513.B\VF9954.D

Date : 13-MAY-2005 17:24

Client ID: B-330

Instrument: v5.i

Sample Info: ,D0529-02A,,18114

Operator: JC SRC: LIMS

Column phase: DB-624

Column diameter: 0.25

Library Search Compound Match

CAS Number

Library

Entry

Quality

Formula

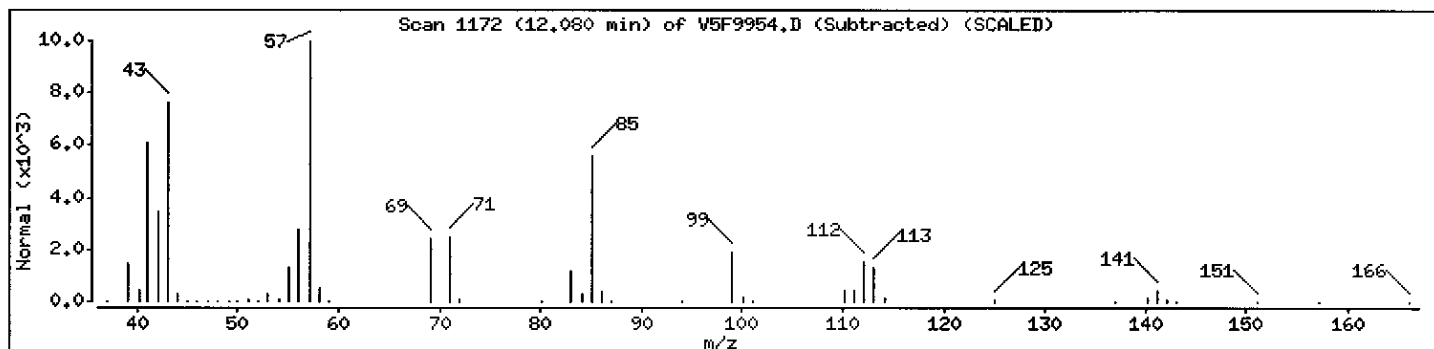
Weight

Unknown

0

0

0



Data File: \\AVOGADRO\ORGANICS\organic\voa\v5.i\050513,B\v5F9954.D

Date : 13-MAY-2005 17:24

Client ID: B-330

Instrument: v5.i

Sample Info: ,D0529-02A,,18114

Operator: JC SRC: LIMS

Column phase: DB-624

Column diameter: 0.25

Library Search Compound Match

CAS Number

Library

Entry

Quality

Formula

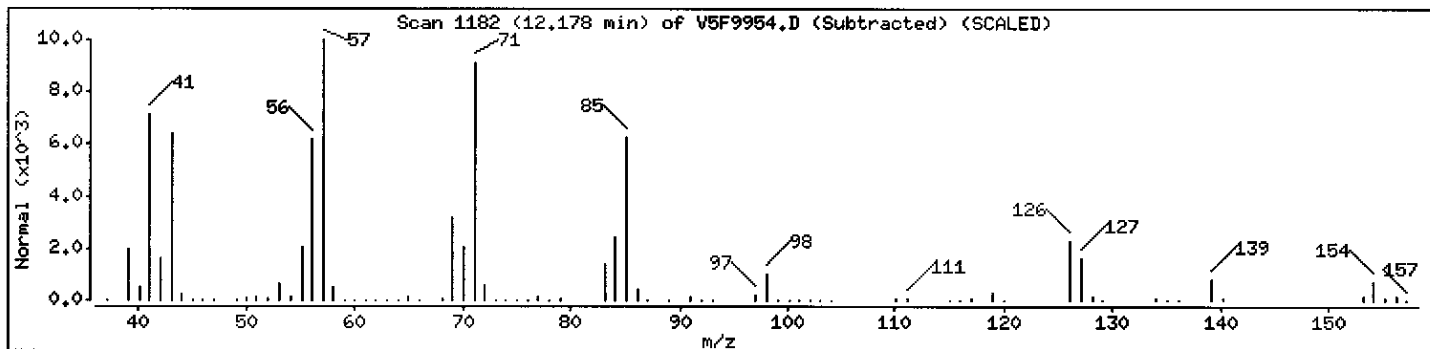
Weight

Unknown

0

0

0



Data File: \\AVOGADRO\ORGANICS\organic\voa\v5.i\050513,B\v5F9954.D

Date : 13-MAY-2005 17:24

Client ID: B-330

Instrument: v5.i

Sample Info: ,D0529-02A,,18114

Operator: JC SRC: LIMS

Column phase: DB-624

Column diameter: 0.25

Library Search Compound Match

CAS Number

Library

Entry

Quality

Formula

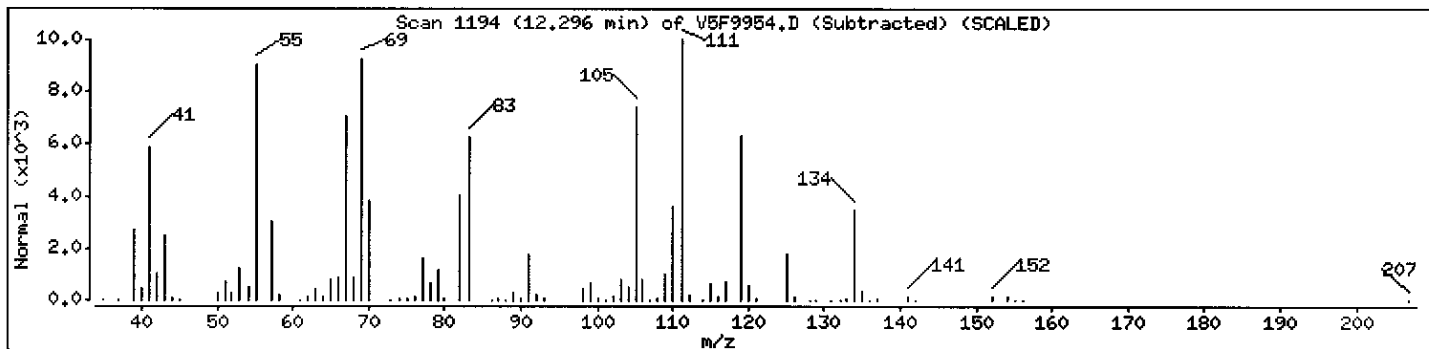
Weight

Unknown

0

0

0



Date : 13-MAY-2005 17:24

Client ID: B-330

Instrument: v5.i

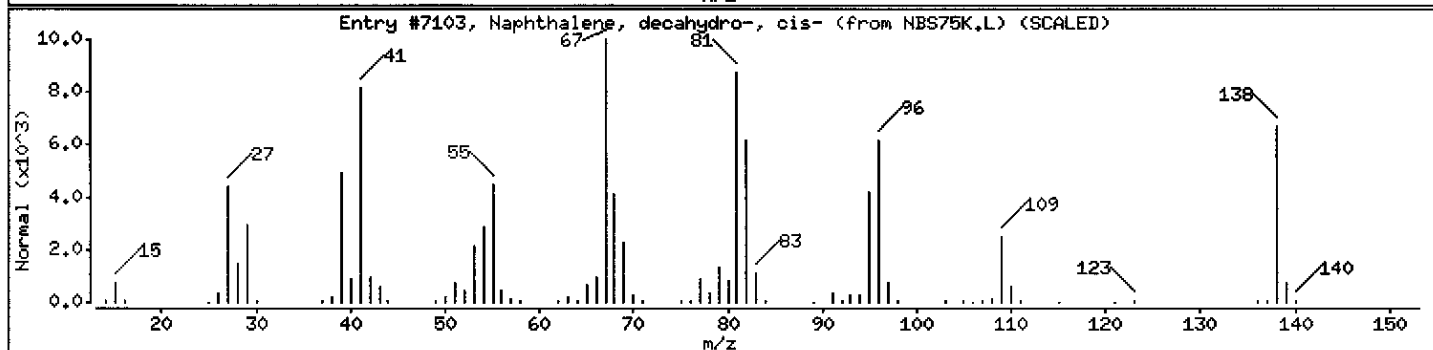
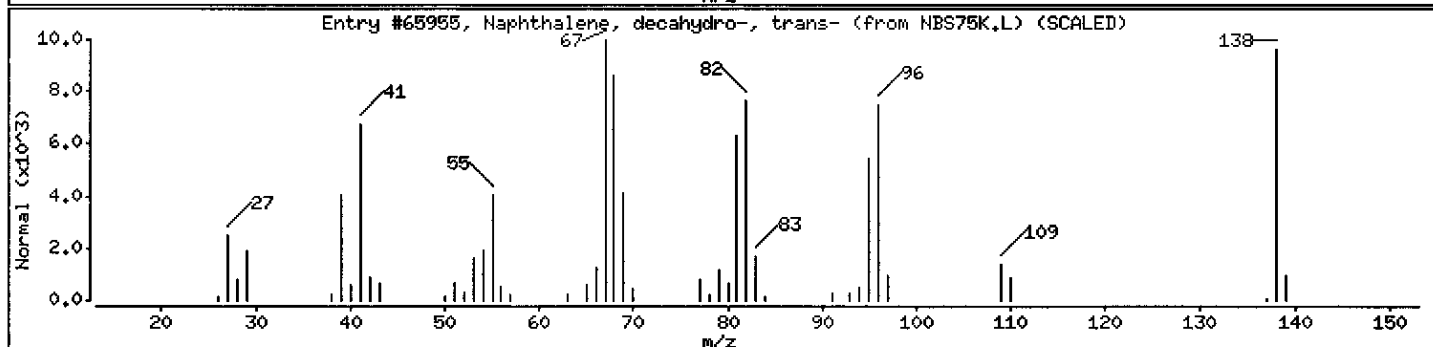
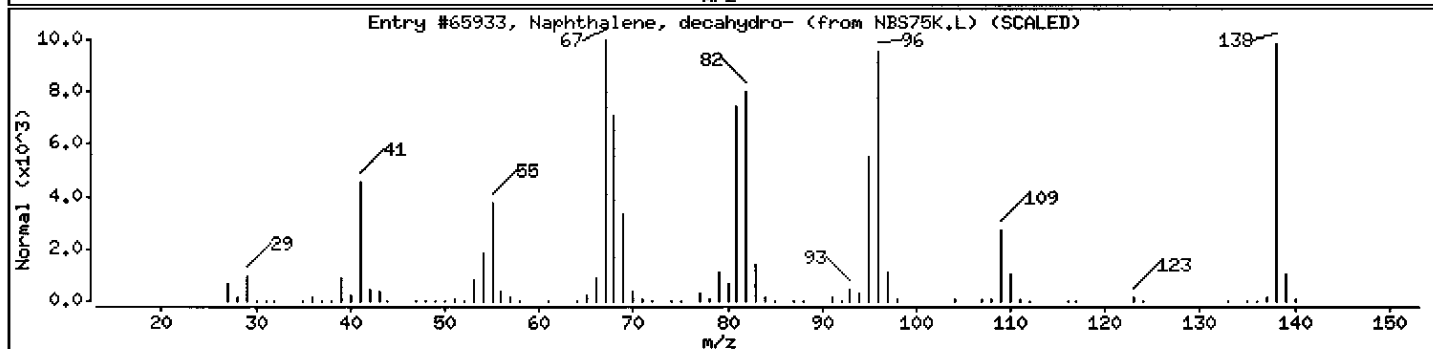
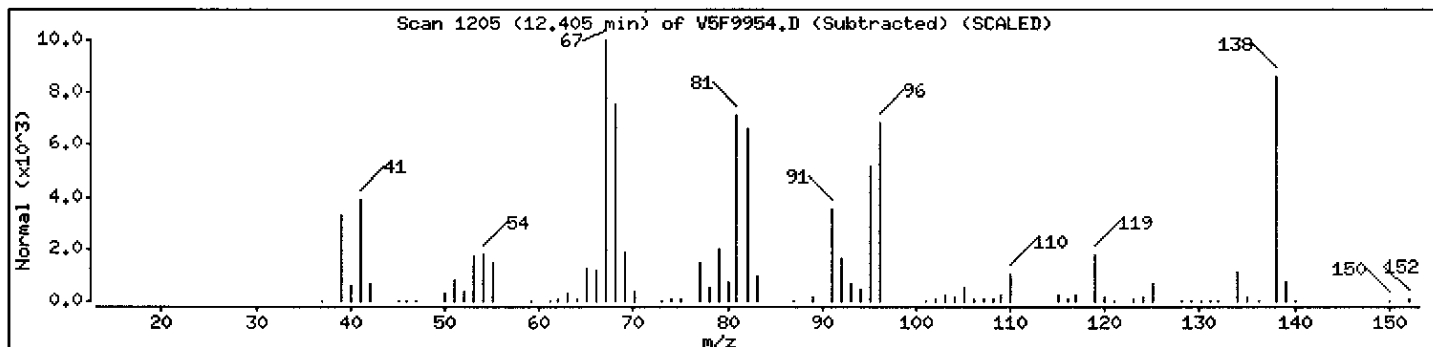
Sample Info: ,D0529-02A,,18114

Column phase: DB-624

Operator: JC SRC: LIHS

Column diameter: 0.25

Library Search Compound Match	CAS Number	Library	Entry	Quality	Formula	Weight
Naphthalene, decahydro-	91-17-8	NBS75K.L	65933	96	C10H18	138
Naphthalene, decahydro-, trans-	493-02-7	NBS75K.L	65955	93	C10H18	138
Naphthalene, decahydro-, cis-	493-01-6	NBS75K.L	7103	89	C10H18	138



Data File: \\AVOCADRO\ORGANICS\organic\voa\W5.i\050513.B\W5F9954.D

Date : 13-MAY-2005 17:24

Client ID: B-330

Instrument: v5.i

Sample Info: ,D0529-02A,,18114

Operator: JC SRC: LIMS

Column phase: DB-624

Column diameter: 0.25

Library Search Compound Match

CAS Number

Library

Entry

Quality

Formula

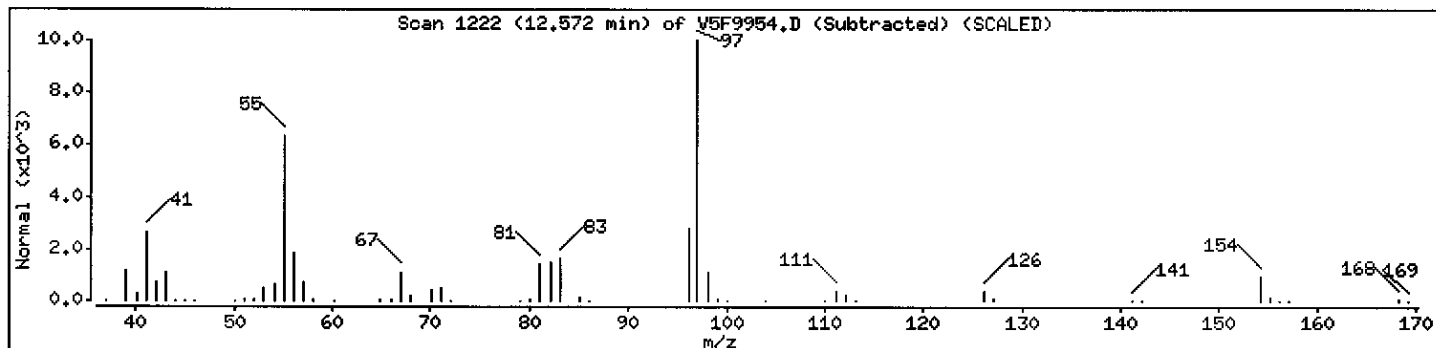
Weight

Unknown

0

0

0



Data File: \\AVOCADRO\ORGANICS\organic\voa\W5.i\050513.B\W5F9954.D

Date : 13-MAY-2005 17:24

Client ID: B-330

Instrument: v5.i

Sample Info: ,D0529-02A,,18114

Operator: JC SRC: LIMS

Column phase: DB-624

Column diameter: 0.25

Library Search Compound Match

CAS Number

Library

Entry

Quality

Formula

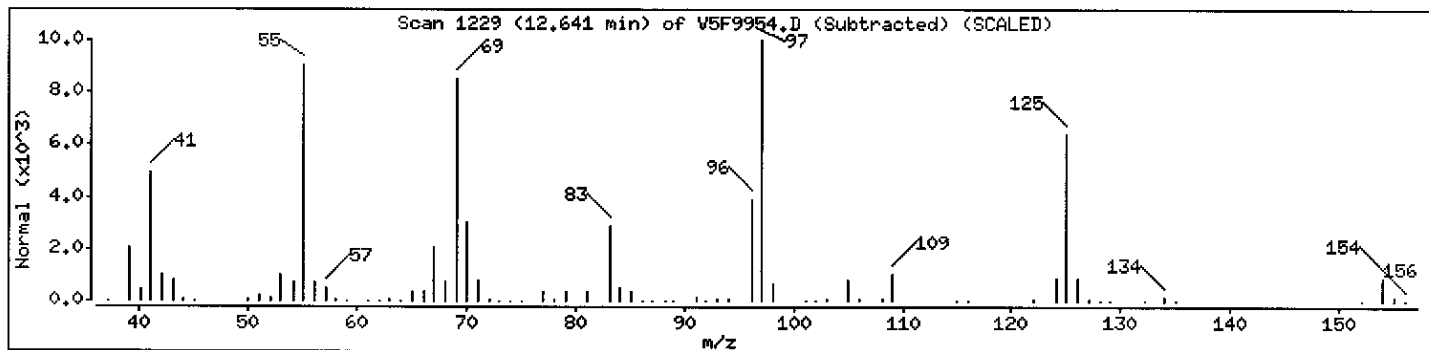
Weight

Unknown

0

0

0





Data File: \\AVOCADRO\ORGANICS\organic\voa\V5.i\050513.B\V5F9954.D

Date : 13-MAY-2005 17:24

Client ID: B-330

Instrument: v5.i

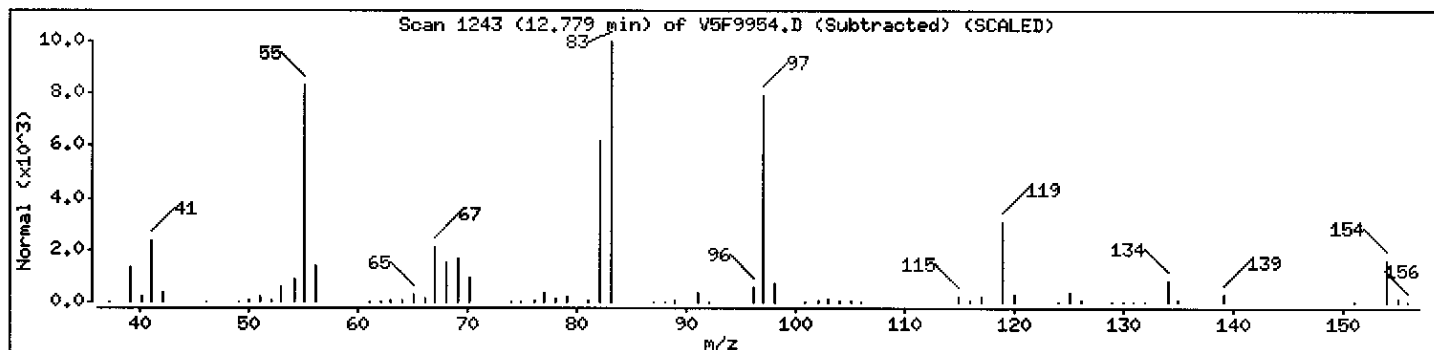
Sample Info: ,D0529-02A,,18114

Operator: JC SRC: LIMS

Column phase: DB-624

Column diameter: 0.25

Library Search Compound Match	CAS Number	Library	Entry	Quality	Formula	Weight
Unknown			0	0		0



Data File: \\AVOGADRO\ORGANICS\organic\voa\V5.i\050513,B\V5F9954.D

Date : 13-MAY-2005 17:24

Client ID: B-330

Instrument: v5.i

Sample Info: ,D0529-02A,,18114

Operator: JC SRC: LIMS

Column phase: DB-624

Column diameter: 0,25

Library Search Compound Match

CAS Number

Library

Entry

Quality

Formula

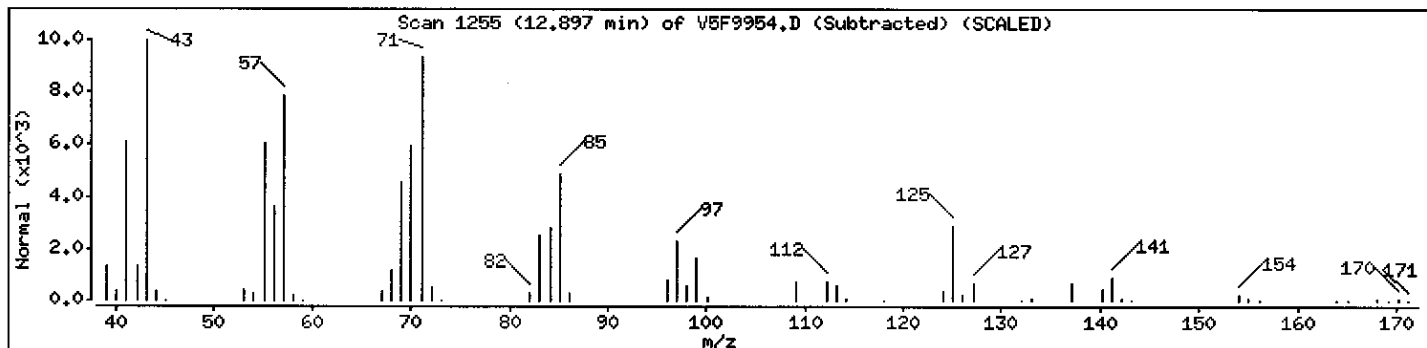
Weight

Unknown

0

0

0



Data File: \\AVOCADRO\ORGANICS\organic\voa\v5.i\050513.B\v5F9954.D

Date : 13-MAY-2005 17:24

Client ID: B-330

Instrument: v5.i

Sample Info: ,D0529-02A,,18114

Operator: JC SRC: LIMS

Column phase: DB-624

Column diameter: 0.25

Library Search Compound Match

CAS Number

Library

Entry

Quality

Formula

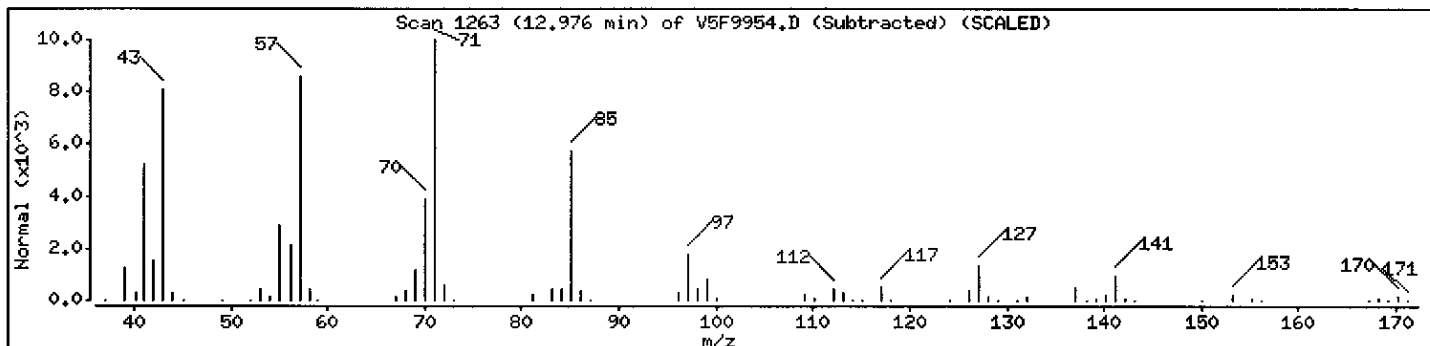
Weight

Unknown

0

0

0



Data File: \\AVOGADRO\ORGANICS\organic\voa\v5.i\050513.B\V5F9954.D

Date : 13-MAY-2005 17:24

Client ID: B-330

Instrument: v5.i

Sample Info: ,D0529-02A,,18114

Operator: JC SRC: LIMS

Column phase: DB-624

Column diameter: 0.25

Library Search Compound Match

CAS Number

Library

Entry

Quality

Formula

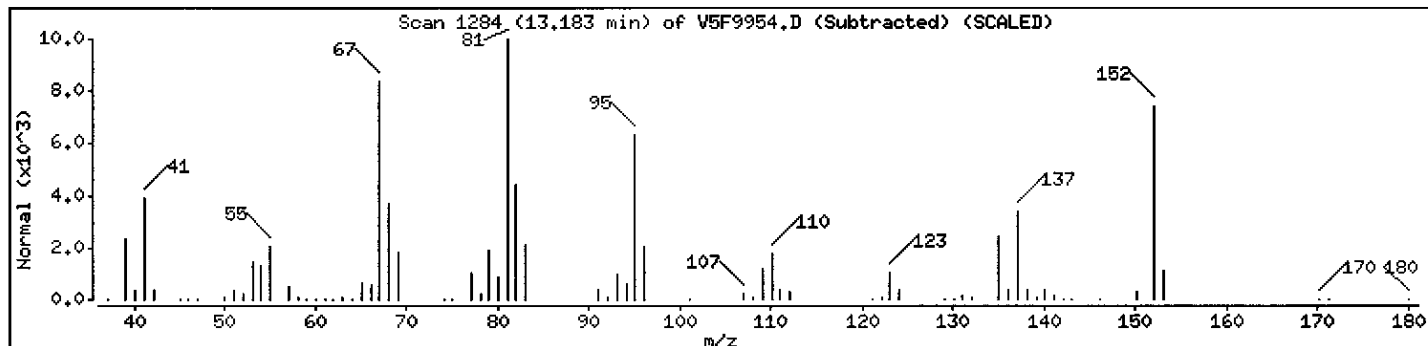
Weight

Unknown

0

0

0



Data File: \\AVOCADRO\ORGANICS\organic\voa\W5.i\050513.B\W5F9954.D

Date : 13-MAY-2005 17:24

Client ID: B-330

Instrument: v5.i

Sample Info: ,D0529-02A,,18114

Operator: JC SRC: LIMS

Column phase: DB-624

Column diameter: 0.25

Library Search Compound Match

Unknown

Cyclohexane, pentyl-

n-Amylcyclohexane

CAS Number

Library

Entry

Quality

Formula

Weight

4292-92-6

NBS75K.L

67185

81

C11H22

154

29949-27-7

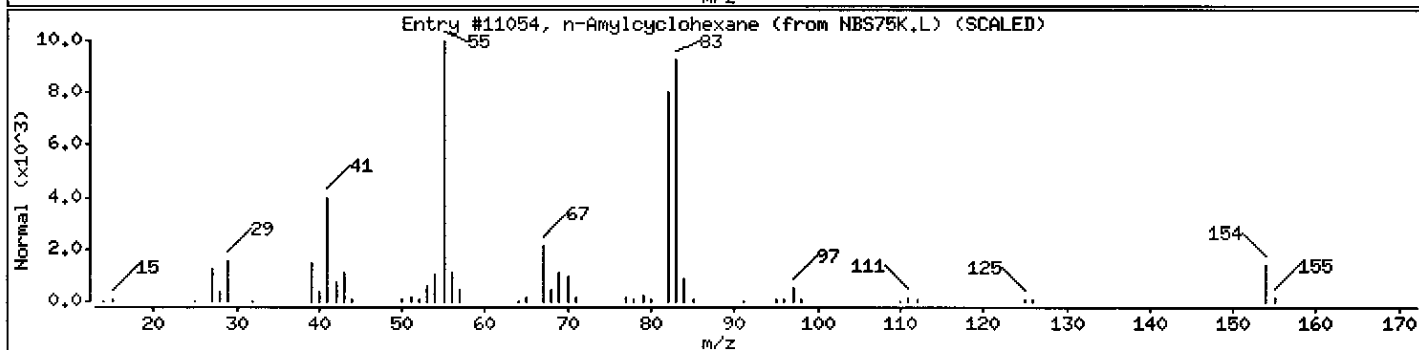
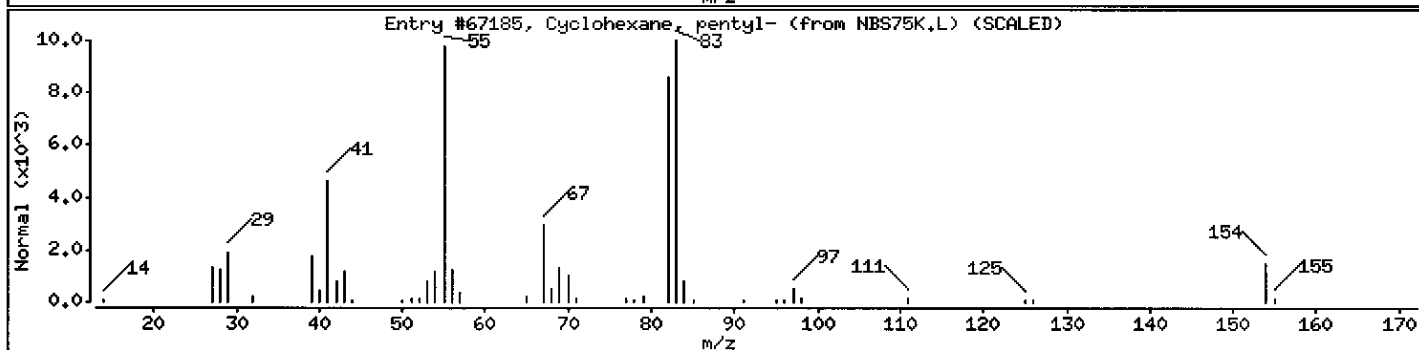
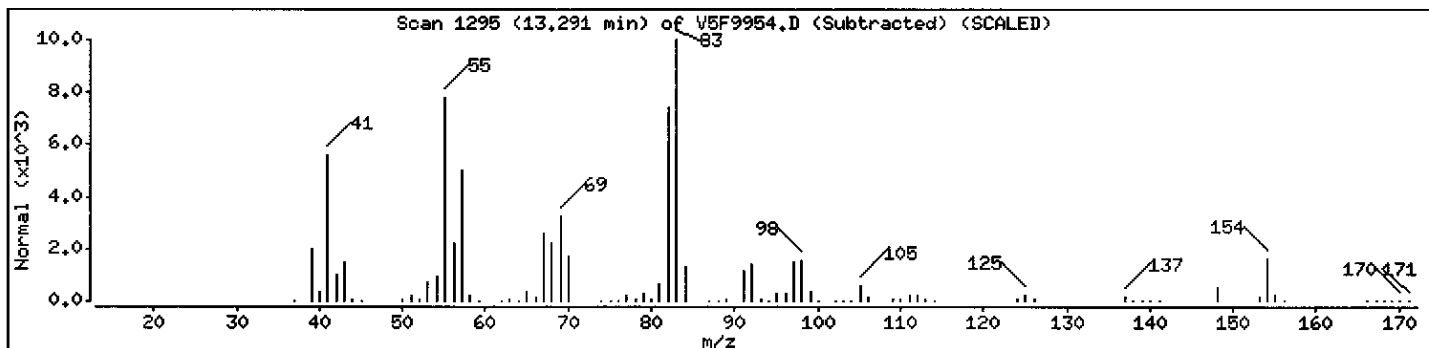
NBS75K.L

11054

76

C11H22

154



1A  
VOLATILE ORGANICS ANALYSIS DATA SHEET

EPA SAMPLE NO.

B-330DL

Lab Name: MITKEM CORPORATION

Contract: \_\_\_\_\_

Lab Code: MITKEM

Case No.: \_\_\_\_\_

SAS No.: \_\_\_\_\_

SDG No.: MD0529

Matrix: (soil/water) SOIL

Lab Sample ID: D0529-02ADL

Sample wt/vol: 4.1(g/mL) G

Lab File ID: V6D6175

Level: (low/med) MED

Date Received: 05/07/05

% Moisture: not dec. 13

Date Analyzed: 05/17/05

GC Column: DB-624 ID: 0.25 (mm)

Dilution Factor: 50.0

Soil Extract Volume: 10000 (uL)

Soil Aliquot Volume: 100 (uL)

CAS NO. COMPOUND

CONCENTRATION UNITS:  
(ug/L or ug/Kg) UG/KG Q

75-71-8	Dichlorodifluoromethane	70000	U
74-87-3	Chloromethane	70000	U
75-01-4	Vinyl Chloride	70000	U
74-83-9	Bromomethane	70000	U
75-00-3	Chloroethane	70000	U
75-69-4	Trichlorofluoromethane	70000	U
75-35-4	1,1-Dichloroethene	70000	U
76-13-1	1,1,2-Trichloro-1,2,2-trifluoroethane	70000	U
67-64-1	Acetone	70000	U
75-15-0	Carbon Disulfide	70000	U
79-20-9	Methyl Acetate	70000	U
75-09-2	Methylene Chloride	70000	U
156-60-5	trans-1,2-Dichloroethene	70000	U
1634-04-4	Methyl tert-Butyl Ether	70000	U
75-34-3	1,1-Dichloroethane	70000	U
156-59-2	cis-1,2-Dichloroethene	70000	U
78-93-3	2-Butanone	70000	U
67-66-3	Chloroform	70000	U
71-55-6	1,1,1-Trichloroethane	70000	U
110-82-7	Cyclohexane	70000	U
56-23-5	Carbon Tetrachloride	70000	U
71-43-2	Benzene	70000	U
107-06-2	1,2-Dichloroethane	70000	U

1B  
VOLATILE ORGANICS ANALYSIS DATA SHEET

EPA SAMPLE NO.

B-330DL

Lab Name: MITKEM CORPORATION

Contract: \_\_\_\_\_

Lab Code: MITKEM Case No.: \_\_\_\_\_

SAS No.: \_\_\_\_\_

SDG No.: MD0529

Matrix: (soil/water) SOIL

Lab Sample ID: D0529-02ADL

Sample wt/vol: 4.1(g/mL) G

Lab File ID: V6D6175

Level: (low/med) MED

Date Received: 05/07/05

% Moisture: not dec. 13

Date Analyzed: 05/17/05

GC Column: DB-624 ID: 0.25 (mm)

Dilution Factor: 50.0

Soil Extract Volume: 10000 (uL)

Soil Aliquot Volume: 100 (uL)

CAS NO. COMPOUND

CONCENTRATION UNITS:  
(ug/L or ug/Kg) UG/KG Q

79-01-6	Trichloroethene	41000	DJ
108-87-2	Methylcyclohexane	70000	U
78-87-5	1,2-Dichloropropane	70000	U
75-27-4	Bromodichloromethane	70000	U
10061-01-5	cis-1,3-Dichloropropene	70000	U
108-10-1	4-Methyl-2-Pentanone	70000	U
108-88-3	Toluene	70000	U
10061-02-6	trans-1,3-Dichloropropene	70000	U
79-00-5	1,1,2-Trichloroethane	70000	U
127-18-4	Tetrachloroethene	1000000	D
591-78-6	2-Hexanone	70000	U
124-48-1	Dibromochloromethane	70000	U
106-93-4	1,2-Dibromoethane	70000	U
108-90-7	Chlorobenzene	70000	U
100-41-4	Ethylbenzene	70000	U
1330-20-7	Xylene (Total)	70000	U
100-42-5	Styrene	70000	U
75-25-2	Bromoform	70000	U
98-82-8	Isopropylbenzene	70000	U
79-34-5	1,1,2,2-Tetrachloroethane	70000	U
541-73-1	1,3-Dichlorobenzene	70000	U
106-46-7	1,4-Dichlorobenzene	70000	U
95-50-1	1,2-Dichlorobenzene	70000	U
96-12-8	1,2-Dibromo-3-chloropropane	70000	U
120-82-1	1,2,4-Trichlorobenzene	70000	U

1F  
VOLATILE ORGANICS ANALYSIS DATA SHEET  
TENTATIVELY IDENTIFIED COMPOUNDS

EPA SAMPLE NO.

B-330DL

Lab Name: MITKEM CORPORATION Contract: \_\_\_\_\_

Lab Code: MITKEM Case No.: \_\_\_\_\_ SAS No.: \_\_\_\_\_ SDG No.: MD0529

Matrix: (soil/water) SOIL Lab Sample ID: D0529-02ADL

Sample wt/vol: 4.1 (g/mL) G Lab File ID: V6D6175

Level: (low/med) MED Date Received: 05/07/05

% Moisture: not dec. 13 Date Analyzed: 05/17/05

GC Column: DB-624 ID: 0.25 (mm) Dilution Factor: 50.0

Soil Extract Volume: 10000 (uL) Soil Aliquot Volume: 100 (uL)

Number TICs found: 30

CONCENTRATION UNITS:  
(ug/L or ug/Kg) ug/Kg

CAS NUMBER	COMPOUND NAME	RT	EST. CONC.	Q
1.	UNKNOWN	10.11	94000	JD
2.	BRANCHED ALKANE	10.41	280000	JD
3.	UNKNOWN	10.52	200000	JD
4.	UNKNOWN	10.58	150000	JD
5.	UNKNOWN	10.80	94000	JD
6.	UNKNOWN	11.05	94000	JD
7.	UNKNOWN	11.08	120000	JD
8.	UNKNOWN	11.41	190000	JD
9.	UNKNOWN	11.48	98000	JD
10.	UNKNOWN	11.80	98000	JD
11.	BRANCHED ALKANE	11.85	430000	JD
12.	UNKNOWN	11.94	190000	JD
13.	UNKNOWN	12.04	160000	JD
14.	UNKNOWN	12.12	260000	JD
15.	CYCLIC ALKANE	12.18	210000	JD
16.	UNKNOWN	12.24	120000	JD
17.	UNKNOWN	12.35	300000	JD
18.	BRANCHED ALKANE	12.40	190000	JD
19.	UNKNOWN	12.44	220000	JD
20.	UNKNOWN	12.49	100000	JD
21.	BRANCHED ALKANE	12.55	220000	JD
22.	UNKNOWN	12.63	120000	JD
23.	UNKNOWN	12.90	610000	JD
24.	UNKNOWN	12.95	410000	JD
25.	UNKNOWN	13.08	360000	JD
26.	UNKNOWN	13.15	300000	JD
27.	UNKNOWN	13.30	210000	JD
28. 2958-76-1	NAPHTHALENE, DECAHYDRO-2-MET	13.45	120000	NJD
29.	UNKNOWN	13.57	200000	JD
30. 527-53-7	BENZENE, 1,2,3,5-TETRAMETHYL	13.68	95000	NJD



Data File: \\AVOGADRO\ORGANICS\organic\voa\W6.i\050517.B\W6D6175.D

Date : 17-MAY-2005 13:31

Client ID: B-330DL

Sample Info: ,D0529-02ADL,18152,

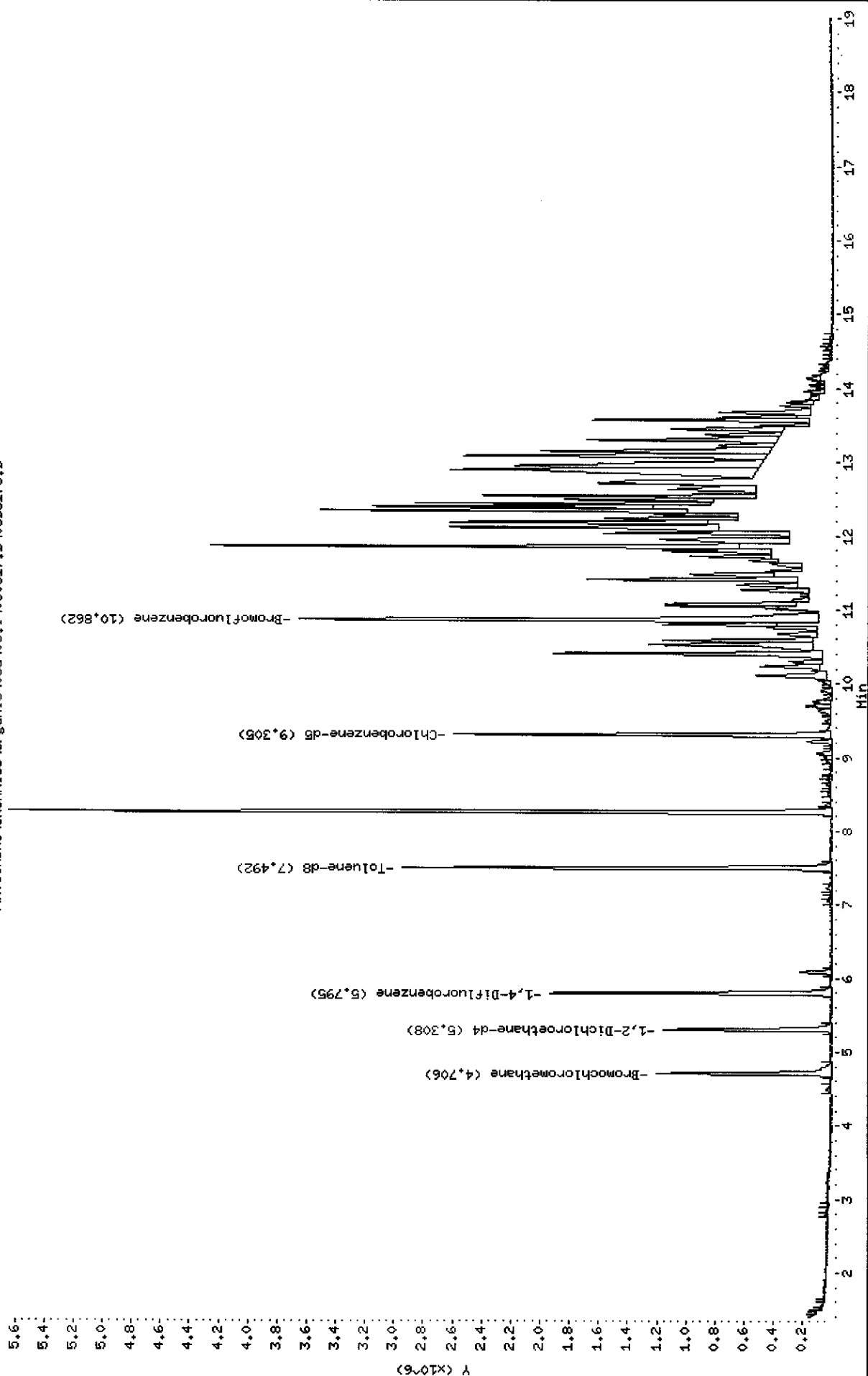
Column phase: DB-624

Instrument: V6.i

Operator: SB SRC: SB

Column diameter: 0.25

\\AVOGADRO\ORGANICS\organic\voa\W6.i\050517.B\W6D6175.D



Mitkem Corporation

CLP OLM4.X - Water and Medium Soils

Data file : \\AVOGADRO\ORGANICS\organic\voa\V6.i\050517.B\V6D6175.D  
Lab Smp Id: D0529-02ADL Client Smp ID: B-330DL  
Inj Date : 17-MAY-2005 13:31  
Operator : SB SRC: SB Inst ID: V6.i  
Smp Info : ,D0529-02ADL,18152,  
Misc Info : ,1,3  
Comment :  
Method : \\AVOGADRO\ORGANICS\organic\voa\V6.i\050517.B\v6clp4s.m  
Meth Date : 25-May-2005 12:05 mtl Quant Type: ISTD  
Cal Date : 17-MAY-2005 10:10 Cal File: V6D6171.D ✓  
Als bottle: 5  
Dil Factor: 50.00000  
Integrator: HP RTE Compound Sublist: CLP4.sub ✓  
Target Version: 4.03  
Processing Host: TARGET3

Concentration Formula:

$$\text{Amt} * \text{DF} * \text{Uf} * ((\text{Vt} + \text{Ws} * \text{M} / 100) * 5) / (\text{Va} * \text{Ws} * ((100 - \text{M}) / 100))$$

Name	Value	Description
DF	50.000 ✓	Dilution Factor
Uf	1.000 ✓	ng unit correction factor
Ws	4.100 ✓	Weight of sample extracted (g)
M	13.000 ✓	% Moisture (not decanted)
Vt	10000.000 ✓	Methanol extract volume (uL)
Va	100.000	Aliquot of methanol (uL)

Compounds	QUANT SIG	RT	EXP RT	REL RT	RESPONSE	CONCENTRATIONS	
						ON-COLUMN	FINAL
	MASS					( ug/L)	(ug/Kg)
* 18 Bromochloromethane	128	4.706	4.703	(1.000)	347239	50.0000	
\$ 23 1,2-Dichloroethane-d4	65	5.308	5.311	(1.128)	945643	48.3041	6800
* 26 1,4-Difluorobenzene	114	5.795	5.798	(1.000)	1650019	50.0000	
27 Trichloroethene	130	6.087	6.090	(1.050)	76178	5.80175	41000 (a)
\$ 33 Toluene-d8	98	7.492	7.495	(0.805)	2196283	44.9707	6300
37 Tetrachloroethene	164	8.258	8.255	(0.888)	1536430	143.573	1000000
* 42 Chlorobenzene-d5	117	9.305	9.308	(1.000)	1745614	50.0000	
\$ 50 Bromofluorobenzene	95	10.862	10.859	(1.167)	1089800	55.4189	7800

SP  
5/25/05

Data File: \\AVOGADRO\ORGANICS\organic\voa\V6.i\050517.B\V6D6175.D  
Report Date: 25-May-2005 12:07

QC Flag Legend

a - Target compound detected but, quantitated amount  
Below Limit Of Quantitation(BLOQ).

Data File: \\AVOGADRO\ORGANICS\organic\voa\V6.i\050517.B\V6D6175.D  
 Report Date: 31-May-2005 10:05

Mitkem Corporation

CLP OLM4.X - Water and Medium Soils

Data file : \\AVOGADRO\ORGANICS\organic\voa\V6.i\050517.B\V6D6175.D  
 Lab Smp Id: D0529-02ADL Client Smp ID: B-330DL  
 Inj Date : 17-MAY-2005 13:31  
 Operator : SB SRC: SB Inst ID: V6.i  
 Smp Info : ,D0529-02ADL,18152,  
 Misc Info : ,1,3  
 Comment :  
 Method : \\AVOGADRO\ORGANICS\organic\voa\V6.i\050517.B\v6clp4s.m  
 Meth Date : 31-May-2005 10:00 mtl Quant Type: ISTD  
 Cal Date : 17-MAY-2005 10:10 Cal File: V6D6171.D  
 Als bottle: 5  
 Dil Factor: 50.00000  
 Integrator: HP RTE Compound Sublist: CLP4.sub  
 Target Version: 4.03  
 Processing Host: TARGET3

Concentration Formula:

$$\text{Amt} * \text{DF} * \text{Uf} * ((\text{Vt} + \text{Ws} * \text{M} / 100) * 5) / (\text{Va} * \text{Ws} * ((100 - \text{M}) / 100))$$

Name	Value	Description
DF	50.000	Dilution Factor
Uf	1.000	ng unit correction factor
Ws	4.100	Weight of sample extracted (g)
M	13.000	% Moisture (not decanted)
Vt	10000.000	Methanol extract volume (uL)
Va	100.000	Aliquot of methanol (uL)

ISTD	RT	AREA	AMOUNT
=====	=====	=====	=====
* 42 Chlorobenzene-d5	9.305	5318498	50.000

CONCENTRATIONS					QUANT		
RT	AREA	ON-COL( ug/L)	FINAL(ug/Kg)	QUAL	LIBRARY	LIB ENTRY	CPND #
----	----	-----	-----	----	-----	-----	-----
Unknown							
10.108	1422614	13.3742083	94000	0		0	42
Branched Alkane							
10.406	4202627	39.5095288	280000	0		0	42

RT	AREA	CONCENTRATIONS		QUAL	QUANT		CPND #
		ON-COL ( ug/L)	FINAL (ug/Kg)		LIBRARY	LIB ENTRY	
====	====	=====	=====	====	=====	=====	=====
Unknown				CAS #:			
10.521	3105298	29.1933738	200000	0		0	42
Unknown				CAS #:			
10.582	2311843	21.7339839	150000	0		0	42
Unknown				CAS #:			
10.795	1423909	13.3863828	94000	0		0	42
Unknown				CAS #:			
11.051	1428569	13.4301921	94000	0		0	42
Unknown				CAS #:			
11.081	1842637	17.3229077	120000	0		0	42
Unknown				CAS #:			
11.410	2882837	27.1019844	190000	0		0	42
Unknown				CAS #:			
11.477	1494574	14.0507151	98000	0		0	42
Unknown				CAS #:			
11.799	1488201	13.9908015	98000	0		0	42
Branched Alkane				CAS #:			
11.854	6479671	60.9163621	430000	0		0	42
Unknown				CAS #:			
11.945	2887974	27.1502781	190000	0		0	42
Unknown				CAS #:			
12.036	2455473	23.0842712	160000	0		0	42
Unknown				CAS #:			
12.115	3914162	36.7976259	260000	0		0	42
Cyclic Alkane				CAS #:			
12.182	3254411	30.5952075	210000	0		0	42
Unknown				CAS #:			
12.237	1778829	16.7230391	120000	0		0	42
Unknown				CAS #:			
12.346	4570940	42.9720948	300000	0		0	42

CONCENTRATIONS					QUANT		
RT	AREA	ON-COL ( ug/L)	FINAL (ug/Kg)	QUAL	LIBRARY	LIB ENTRY	CPND #
----	-----	-----	-----	-----	-----	-----	-----
Branched Alkane				CAS #:			
12.395	2957225	27.8013172	190000	0		0	42
Unknown				CAS #:			
12.438	3385767	31.8301050	220000	0		0	42
Unknown				CAS #:			
12.492	1570006	14.7598627	100000	0		0	42
Branched Alkane				CAS #:			
12.547	3285034	30.8830990	220000	0		0	42
Unknown				CAS #:			
12.632	1877623	17.6518164	120000	0		0	42
Unknown				CAS #:			
12.900	9188937	86.3865794	610000	0		0	42
Unknown				CAS #:			
12.955	6197433	58.2630002	410000	0		0	42
Unknown				CAS #:			
13.083	5504180	51.7456244	360000	0		0	42
Unknown				CAS #:			
13.149	4589188	43.1436469	300000	0		0	42
Unknown				CAS #:			
13.295	3231500	30.3798178	210000	0		0	42
Naphthalene, decahydro-2-methyl-				CAS #: 2958-76-1			
13.454	1785550	16.7862242	120000	97	NBS75K.L	67009	42
Unknown				CAS #:			
13.569	3001968	28.2219529	200000	0		0	42
Benzene, 1,2,3,5-tetramethyl-				CAS #: 527-53-7			
13.679	1441310	13.5499722	95000	89	NBS75K.L	6220	42

Data File: \\AVOCADRO\ORGANICS\organic\voa\W6.i\050517.B\W6D6175.D

Date : 17-MAY-2005 13:31

Client ID: B-330DL

Instrument: V6.i

Sample Info: ,D0529-02ADL,18152,

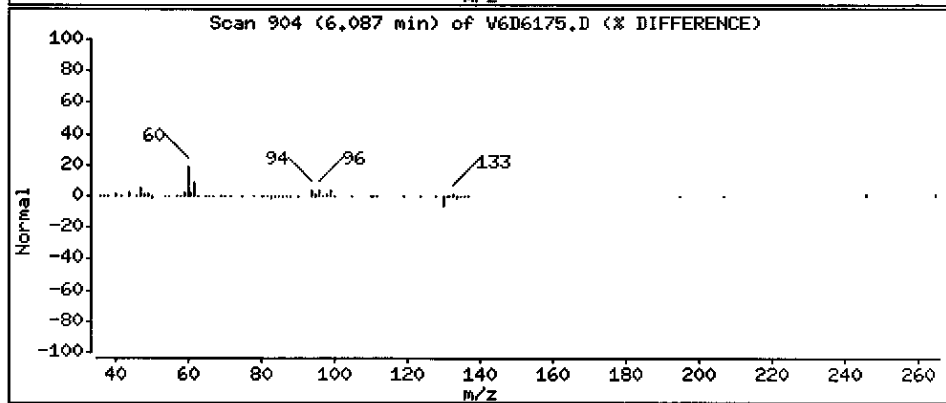
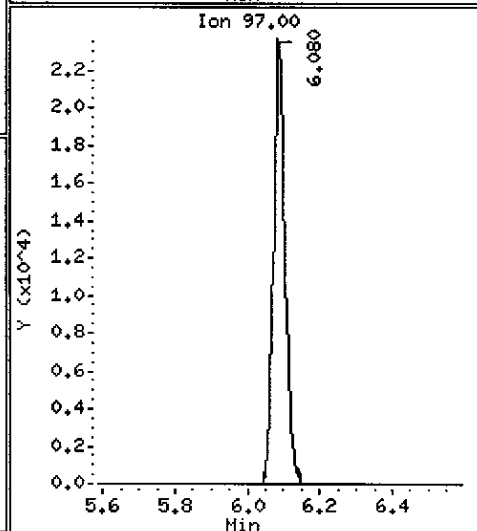
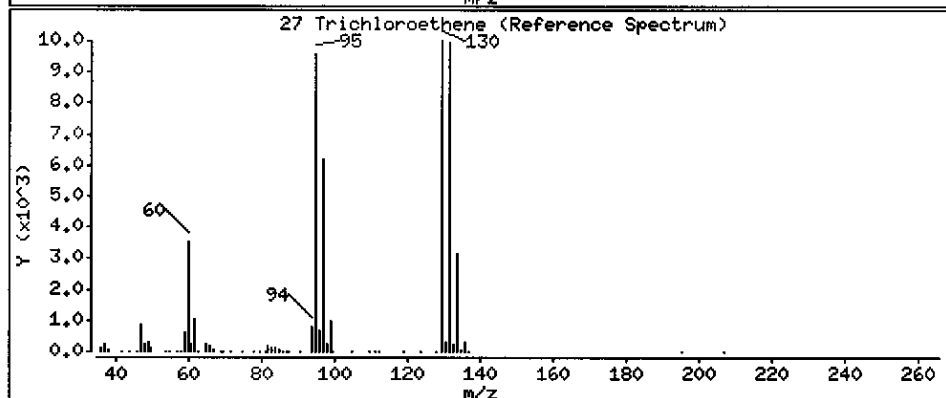
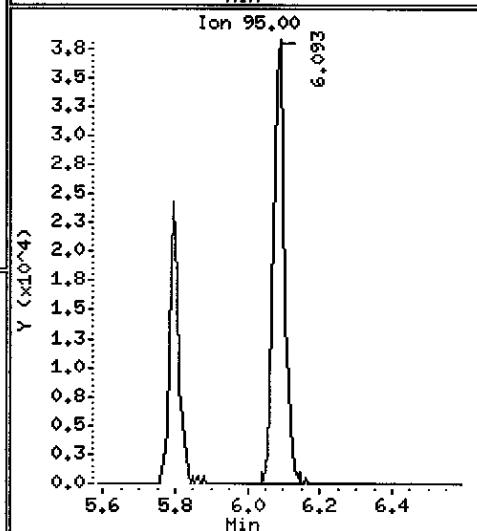
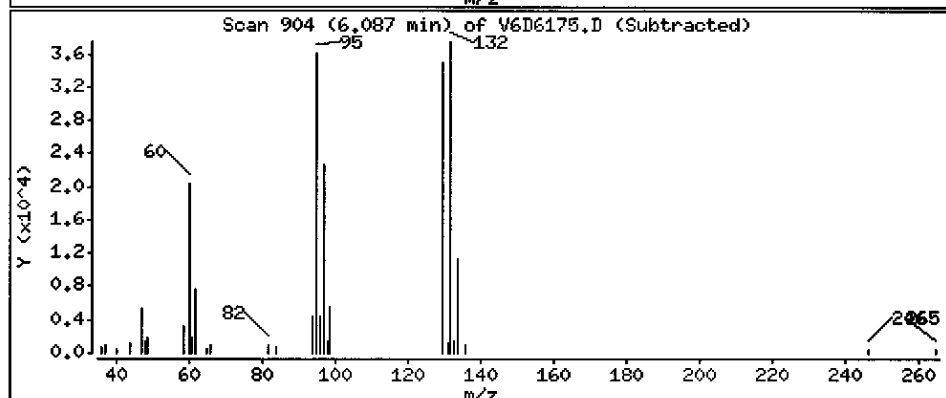
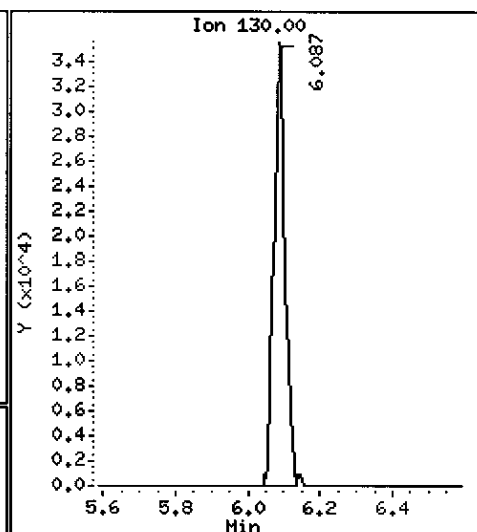
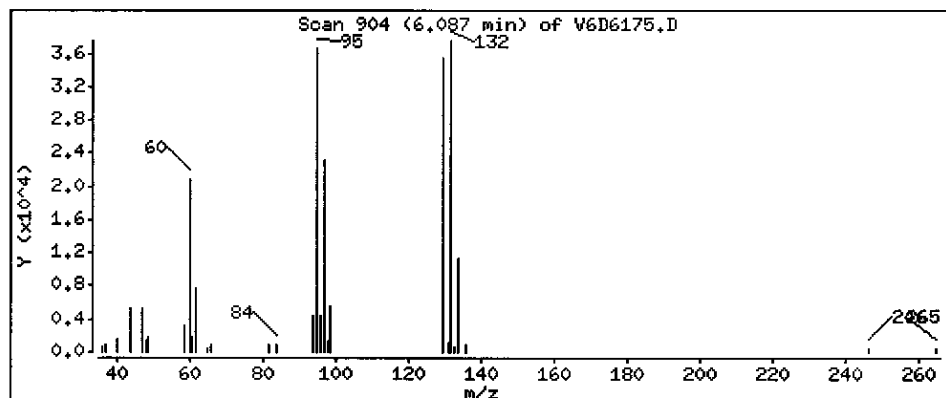
Operator: SB SRC: SB

Column phase: DB-624

Column diameter: 0.25

27 Trichloroethene

Concentration: 41000 ug/Kg



Data File: \\AVOGADRO\ORGANICS\organic\voa\W6.i\050517.B\W6D6175.D

Date : 17-MAY-2005 13:31

Client ID: B-330DL

Instrument: V6.i

Sample Info: ,D0529-02ADL,18152,

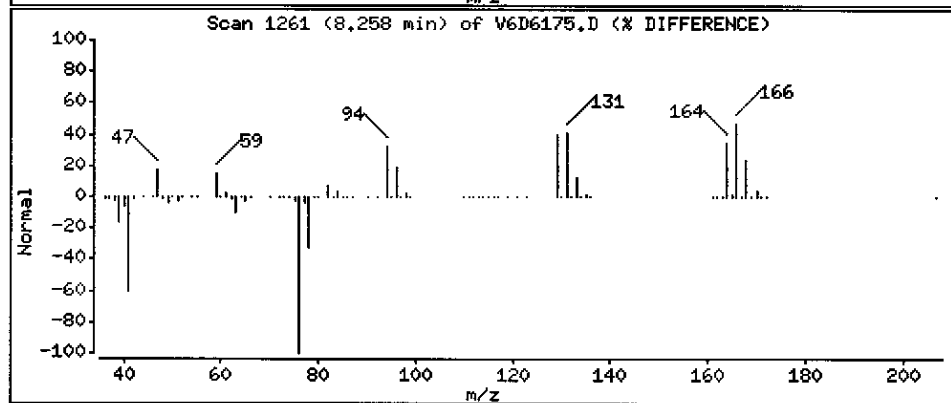
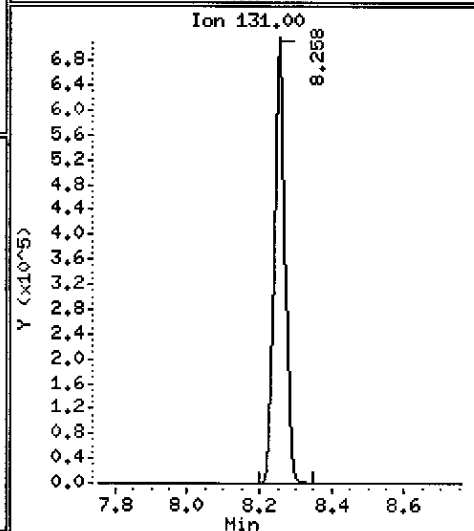
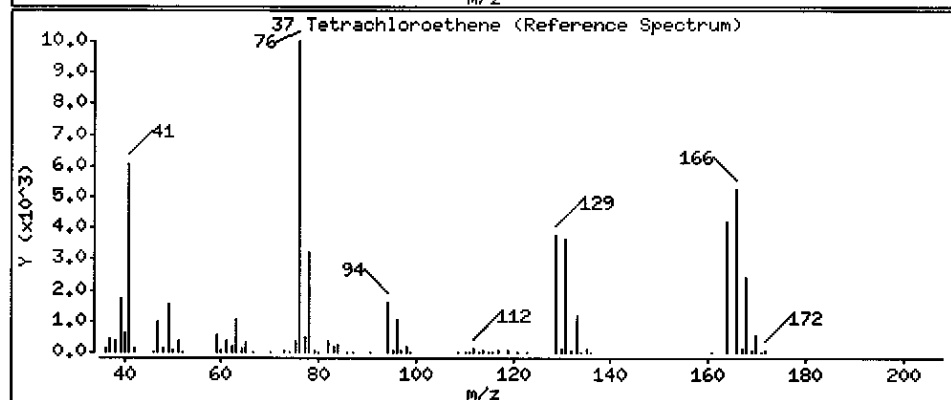
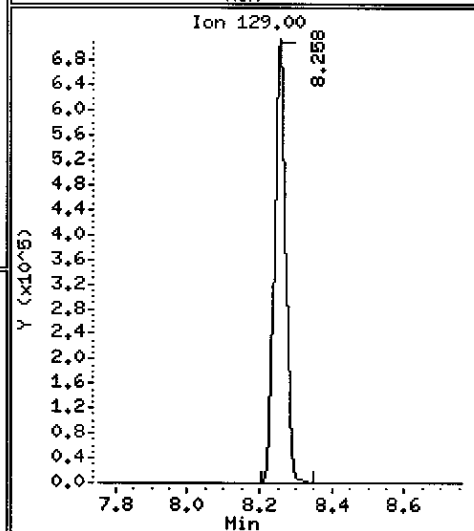
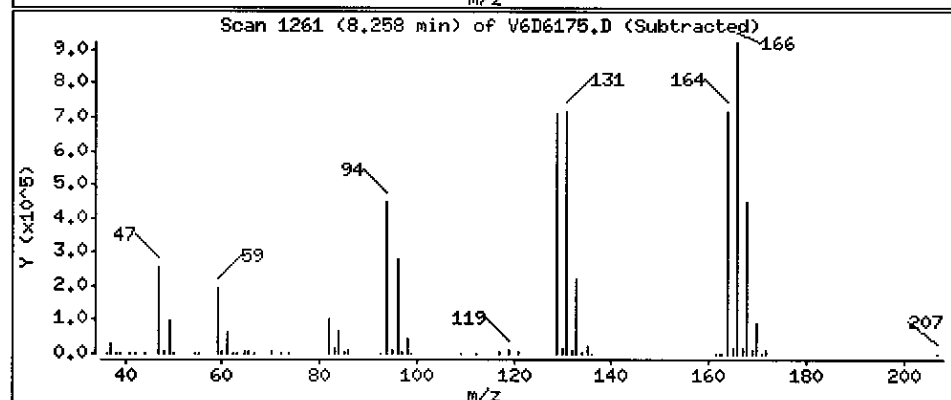
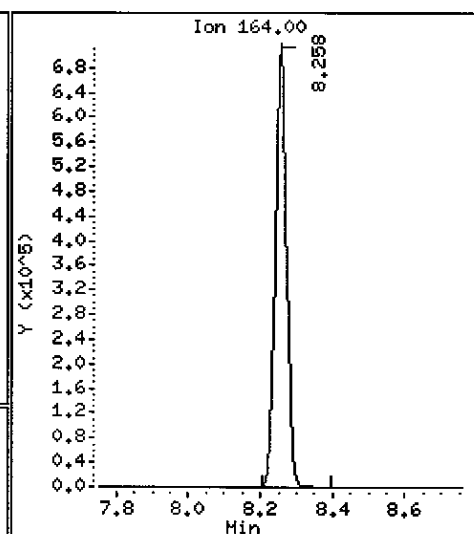
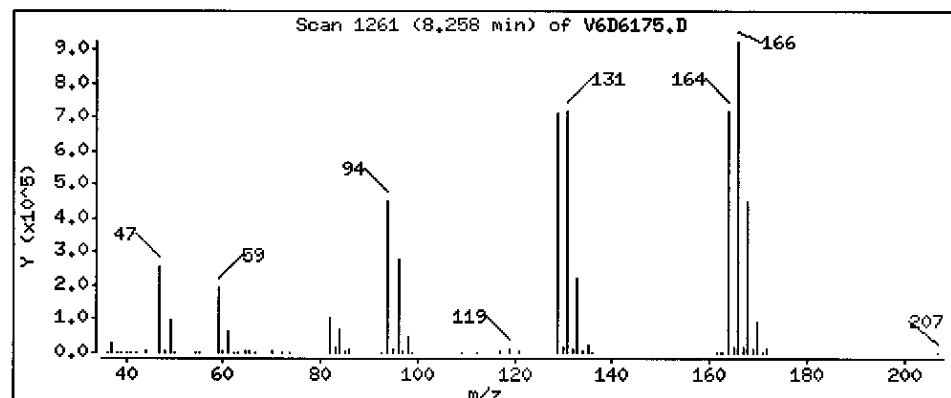
Operator: SB SRC: SB

Column phase: DB-624

Column diameter: 0.25

37 Tetrachloroethene

Concentration: 1000000 ug/Kg





Data File: \\AVOCADRO\ORGANICS\organic\voa\V6.i\050517.B\V6D6175.D

Date : 17-MAY-2005 13:31

Client ID: B-330DL

Instrument: V6.i

Sample Info: ,D0529-02ADL,18152,

Operator: SB SRC: SB

Column phase: DB-624

Column diameter: 0.25

Library Search Compound Match

CAS Number

Library

Entry

Quality

Formula

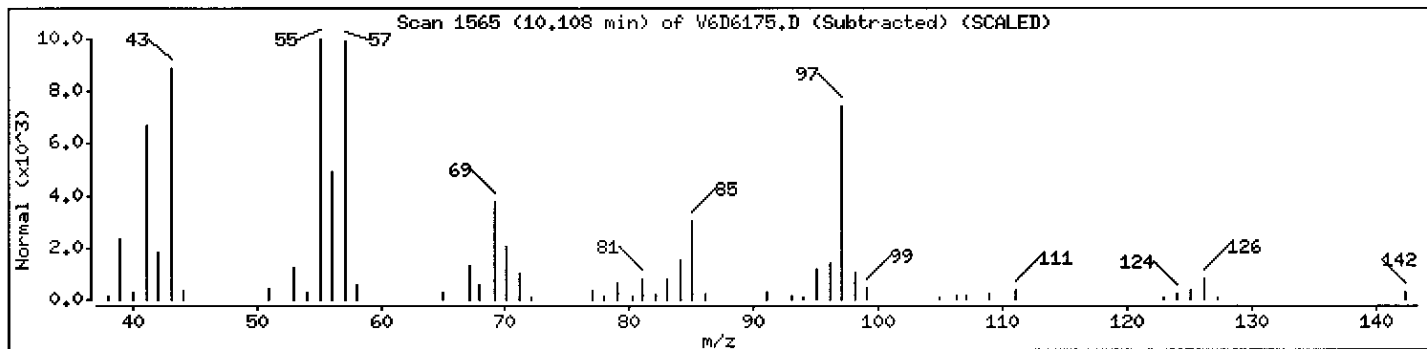
Weight

Unknown

0

0

0



Data File: \\AVOGADRO\ORGANICS\organic\voa\V6.i\050517.B\V6D6175.D

Date : 17-MAY-2005 13:31

Client ID: B-330DL

Instrument: V6.i

Sample Info: ,D0529-02ADL,18152,

Operator: SB SRC: SB

Column phase: DB-624

Column diameter: 0.25

Library Search Compound Match

Branched Alkane

Nonane, 3-methyl-

CAS Number

Library

Entry

Quality

Formula

Weight

5911-04-6

NBS75K.L

66200

90

C10H22

142

Octane, 2,6-dimethyl-

2051-30-1

NBS75K.L

8103

90

C10H22

142

Octane, 3,6-dimethyl-

15869-94-0

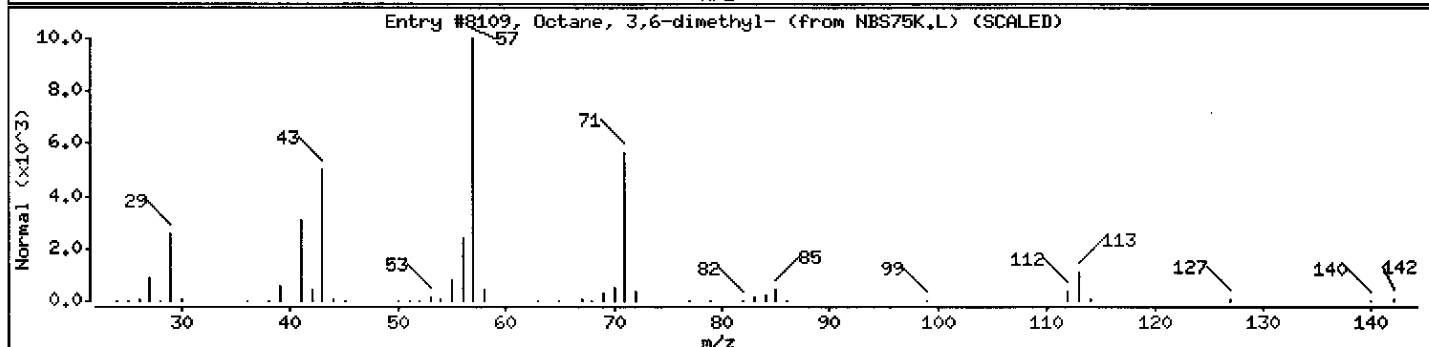
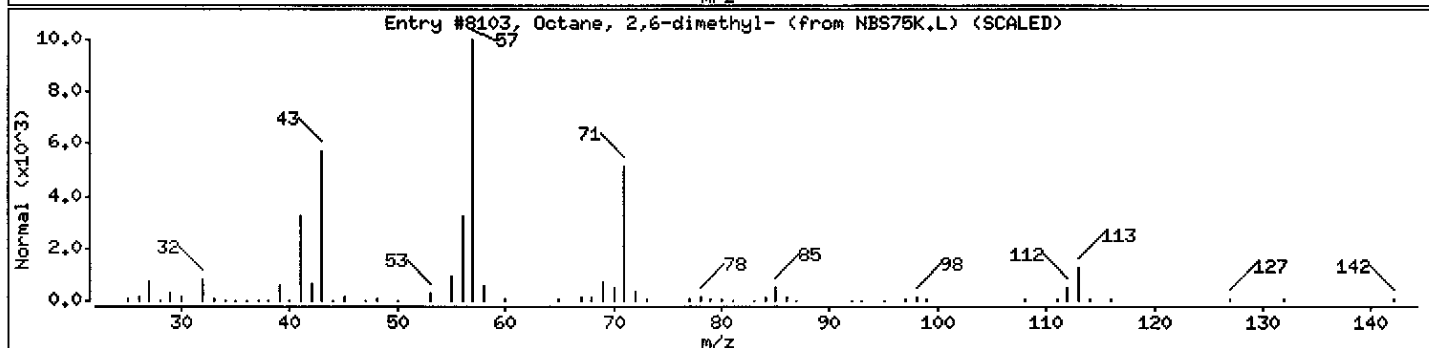
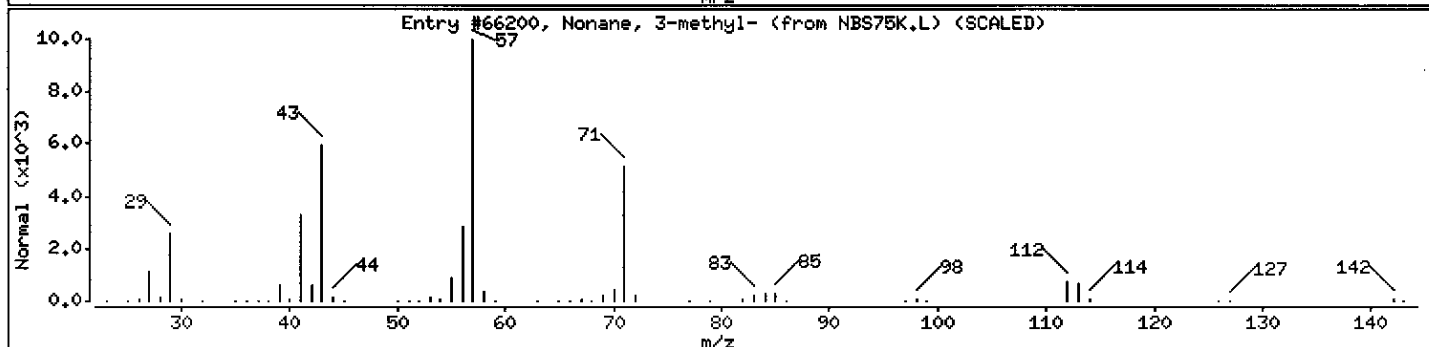
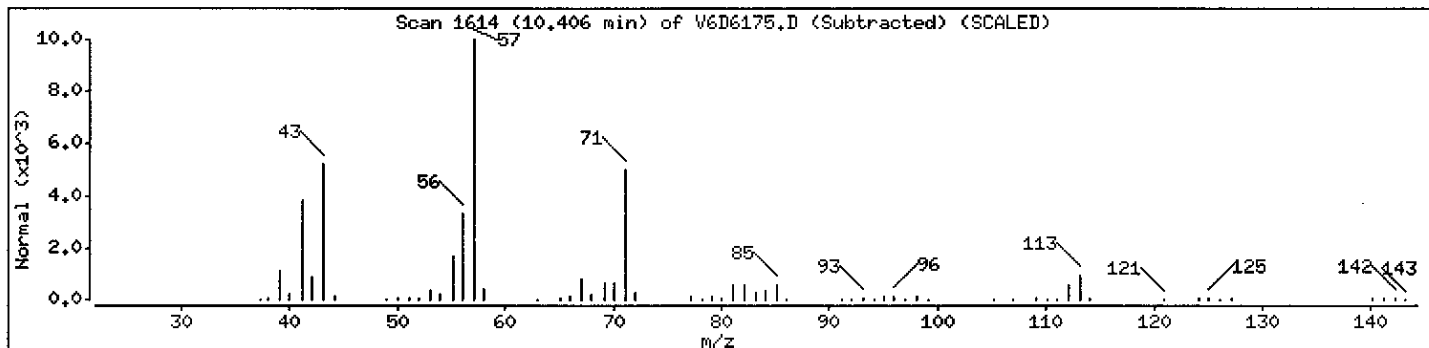
NBS75K.L

8109

90

C10H22

142



Data File: \\AVOGADRO\ORGANICS\organic\voa\V6.i\050517.B\V6D6175.D

Date : 17-MAY-2005 13:31

Client ID: B-330DL

Instrument: V6.i

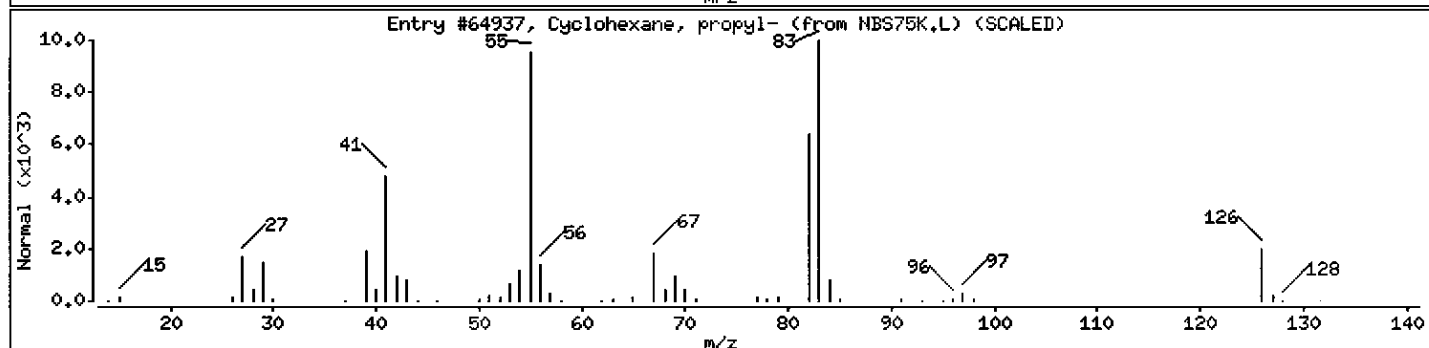
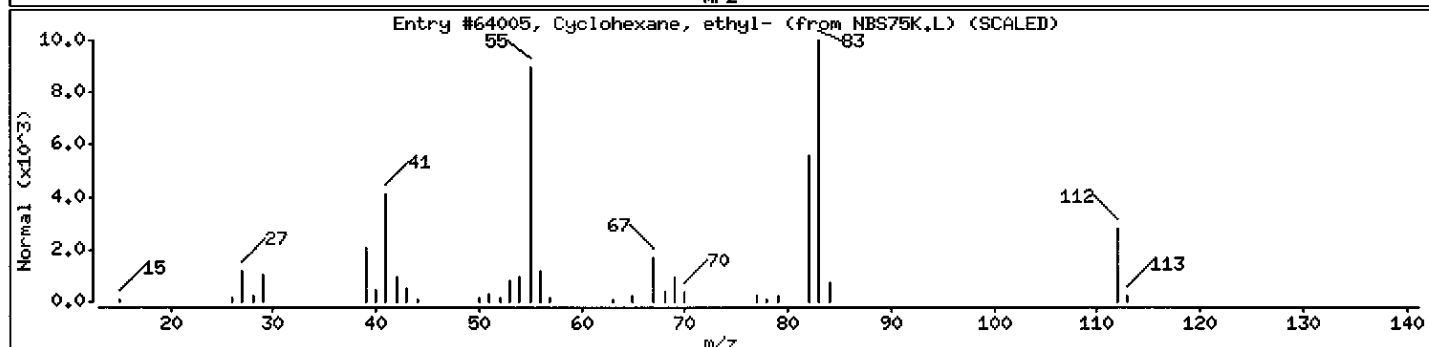
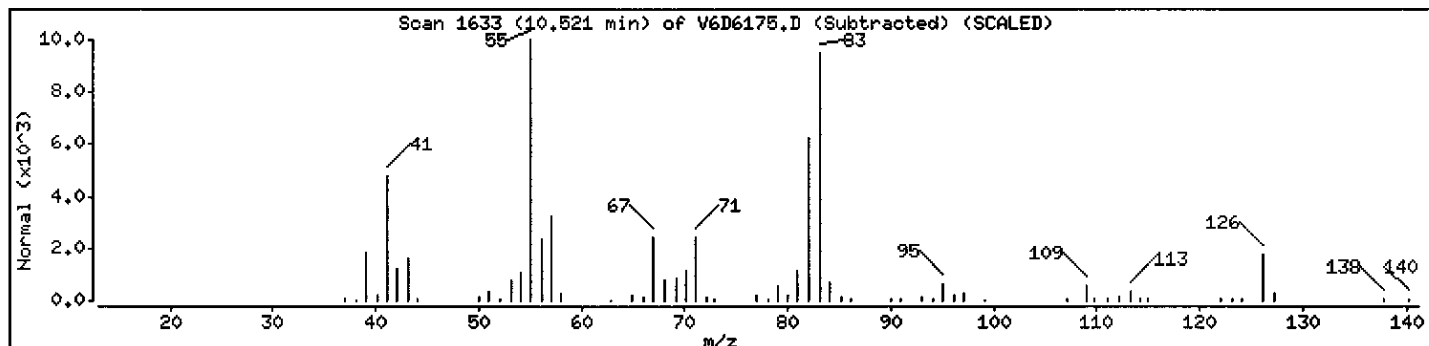
Sample Info: ,D0529-02ADL,18152,

Operator: SB SRC: SB

Column phase: DB-624

Column diameter: 0.25

Library Search Compound Match	CAS Number	Library	Entry	Quality	Formula	Weight
Unknown						
Cyclohexane, ethyl-	1678-91-7	NBS75K.L	64005	76	C8H16	112
Cyclohexane, propyl-	1678-92-8	NBS75K.L	64937	76	C9H18	126



Data File: \\AVOCADRO\ORGANICS\organic\voa\V6.i\050517.B\V6D6175.D

Date : 17-MAY-2005 13:31

Client ID: B-330DL

Instrument: V6.i

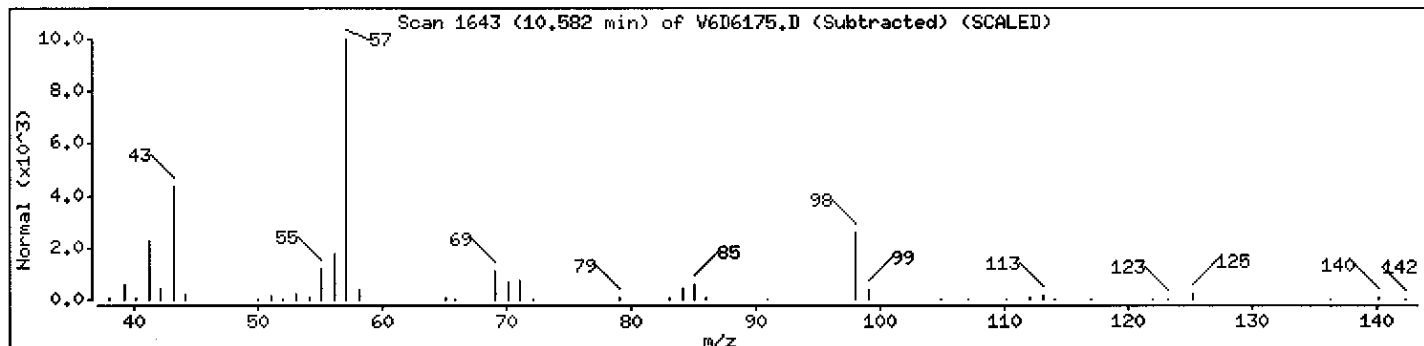
Sample Info: ,D0529-02ADL,18152,

Operator: SB SRC: SB

Column phase: DB-624

Column diameter: 0.25

Library Search Compound Match	CAS Number	Library	Entry	Quality	Formula	Weight
Unknown			0	0		0



Data File: \\AVOGADRO\ORGANICS\organic\voa\V6.i\050517,B\V6D6175.D

Date : 17-MAY-2005 13:31

Client ID: B-330DL

Instrument: V6.i

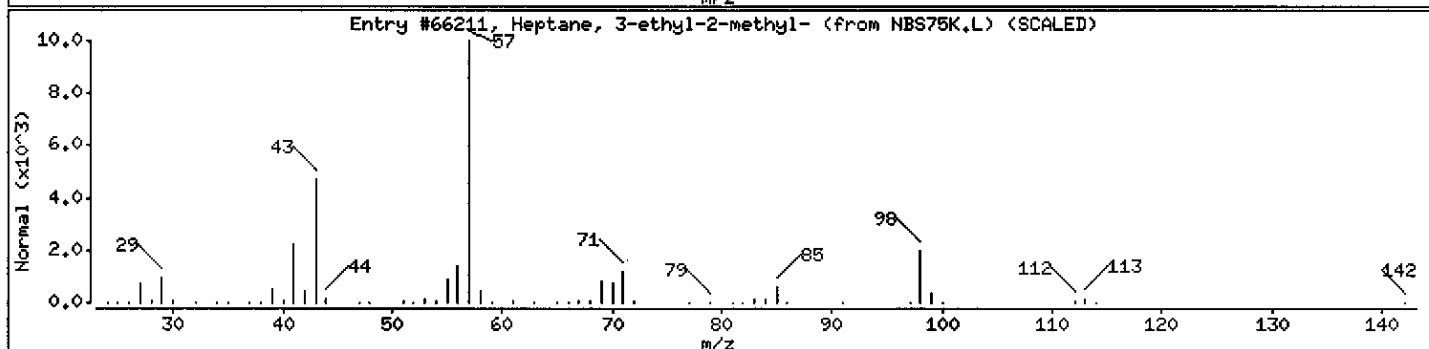
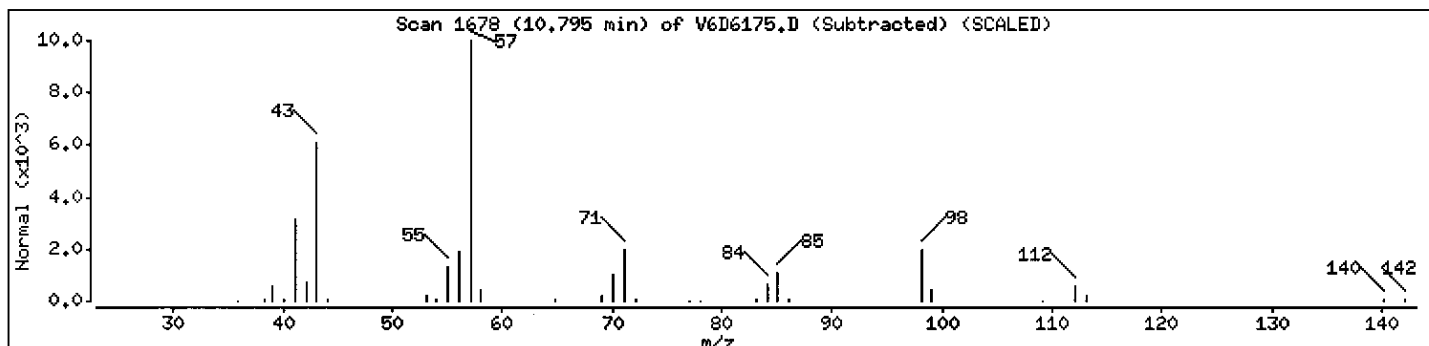
Sample Info: ,D0529-02ADL,18152,

Operator: SB SRC: SB

Column phase: DB-624

Column diameter: 0.25

Library Search Compound Match	CAS Number	Library	Entry	Quality	Formula	Weight
Unknown						
Heptane, 3-ethyl-2-methyl-	14676-29-0	NBS75K.L	66211	72	C10H22	142



Data File: \\AVOGADRO\ORGANICS\organic\voa\V6.i\050517,B\V6D6175.D

Date : 17-MAY-2005 13:31

Client ID: B-330DL

Instrument: V6.i

Sample Info: ,D0529-02ADL,18152,

Operator: SB SRC: SB

Column phase: DB-624

Column diameter: 0.25

Library Search Compound Match

CAS Number

Library

Entry

Quality

Formula

Weight

Unknown

Nonane, 3-methyl-

5911-04-6

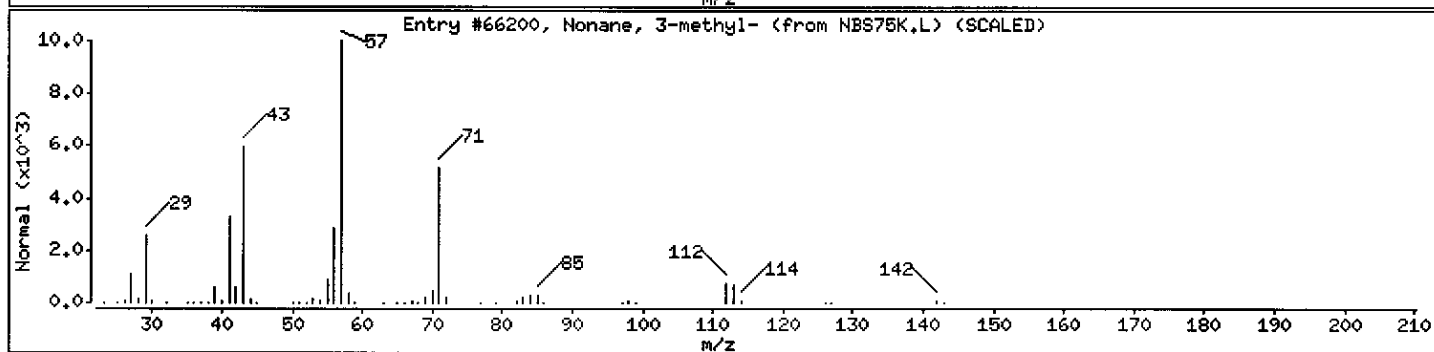
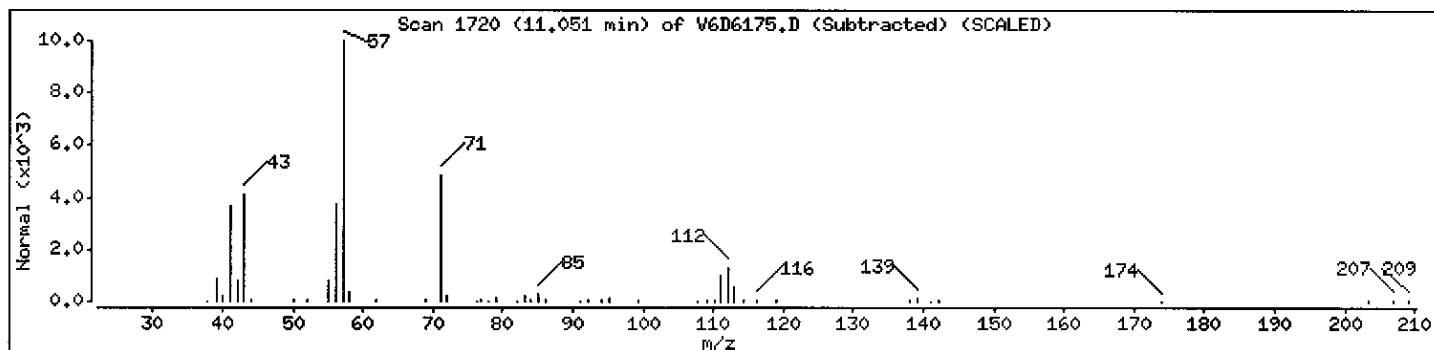
NBS75K.L

66200

72

C<sub>10</sub>H<sub>22</sub>

142



Data File: \\AVOGADRO\ORGANICS\organic\voa\V6.i\050517,B\V6D6175.D

Date : 17-MAY-2005 13:31

Client ID: B-330DL

Instrument: V6.i

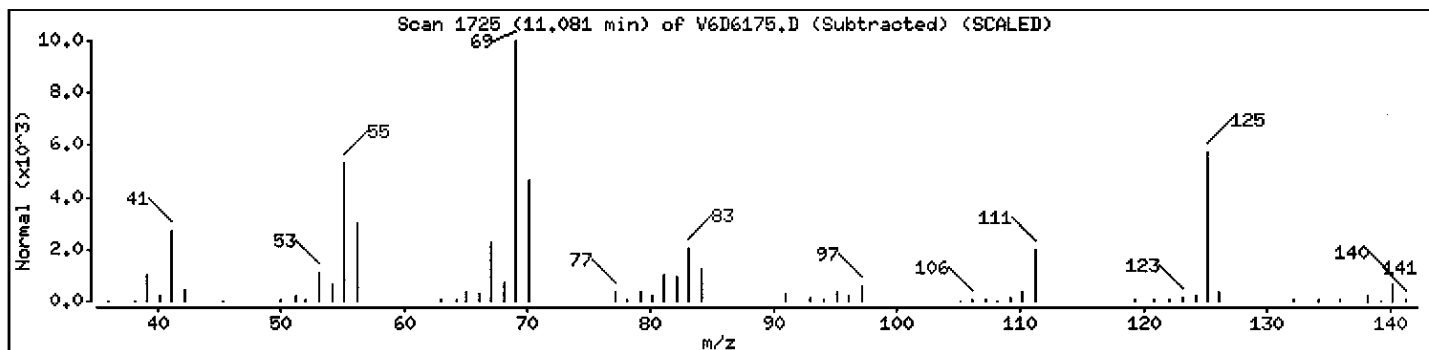
Sample Info: ,D0529-02ADL,18152,

Operator: SB SRC: SB

Column phase: DB-624

Column diameter: 0,25

Library Search Compound Match	CAS Number	Library	Entry	Quality	Formula	Weight
Unknown			0	0		0



Date : 17-MAY-2005 13:31

Client ID: B-330DL

Instrument: V6.i

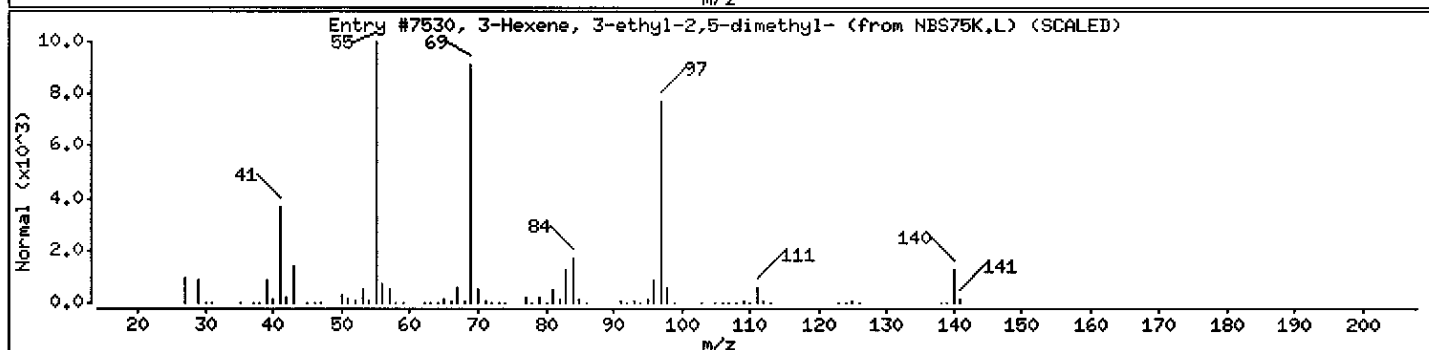
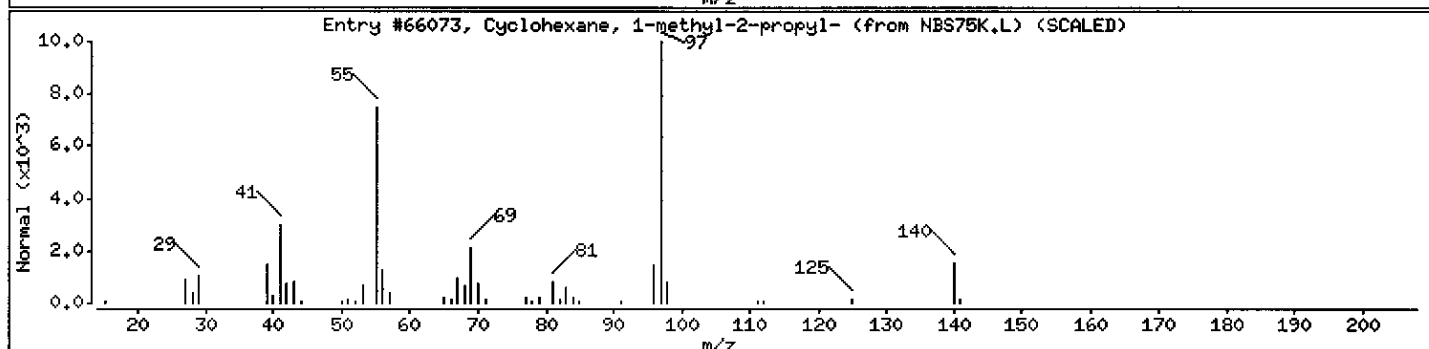
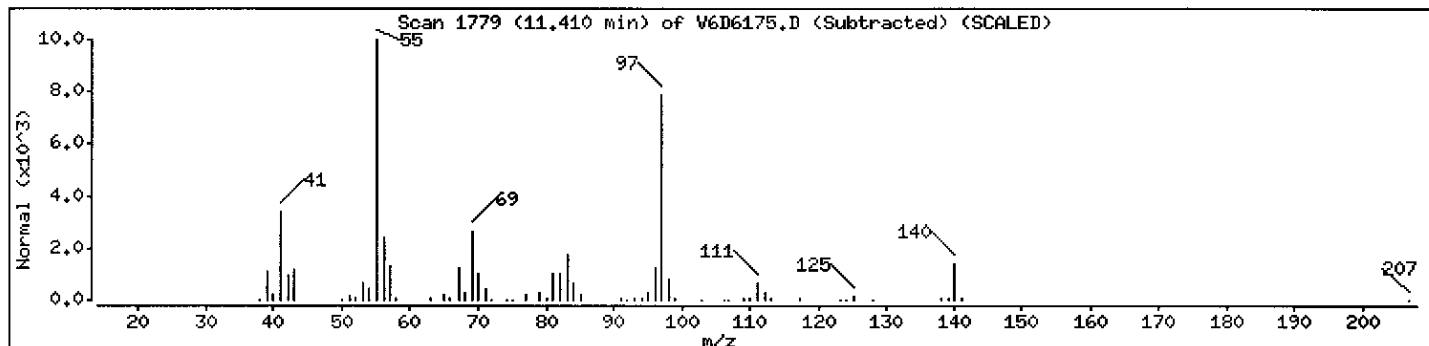
Sample Info: ,D0529-02ADL,18152,

Operator: SB SRC: SB

Column phase: DB-624

Column diameter: 0.25

Library Search Compound Match	CAS Number	Library	Entry	Quality	Formula	Weight
Unknown						
Cyclohexane, 1-methyl-2-propyl-	4291-79-6	NBS75K.L	66073	83	C10H20	140
3-Hexene, 3-ethyl-2,5-dimethyl-	62338-08-3	NBS75K.L	7530	81	C10H20	140





Data File: \\AVOGADRO\ORGANICS\organic\voa\V6.i\050517.B\V6D6175.D

Date : 17-MAY-2005 13:31

Client ID: B-330DL

Instrument: V6.i

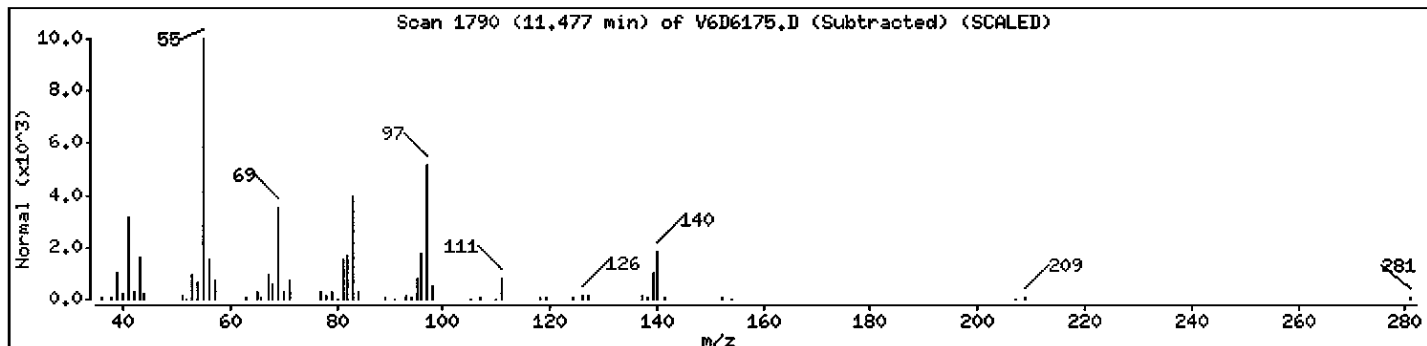
Sample Info: ,D0529-02ADL,18152,

Operator: SB SRC: SB

Column phase: DB-624

Column diameter: 0.25

Library Search Compound Match	CAS Number	Library	Entry	Quality	Formula	Weight
Unknown			0	0		0



Data File: \\AVOCADRO\ORGANICS\organic\voa\V6.i\050517.B\V6D6175.D

Date : 17-MAY-2005 13:31

Client ID: B-330DL

Instrument: V6.i

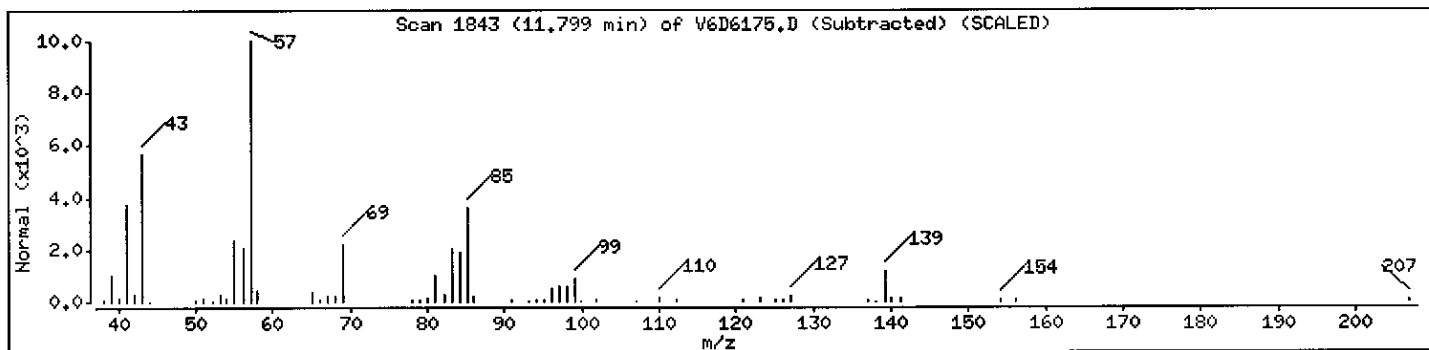
Sample Info: ,D0529-02ADL,18152,

Operator: SB SRC: SB

Column phase: DB-624

Column diameter: 0.25

Library Search Compound Match	CAS Number	Library	Entry	Quality	Formula	Weight
Unknown			0	0		0



Data File: \\AVOGADRO\ORGANICS\organic\woa\V6.i\050517.B\V6D6175.D

Date : 17-MAY-2005 13:31

Client ID: B-330DL

Instrument: V6.i

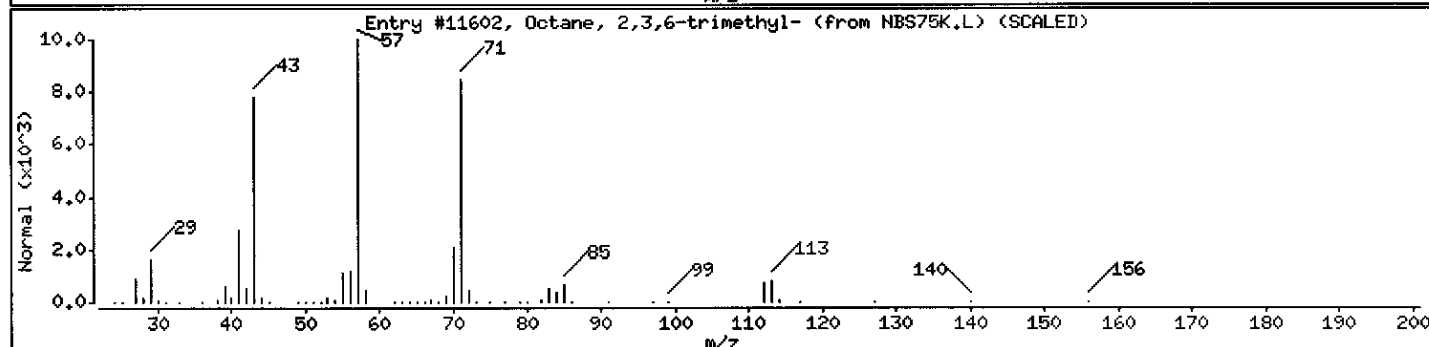
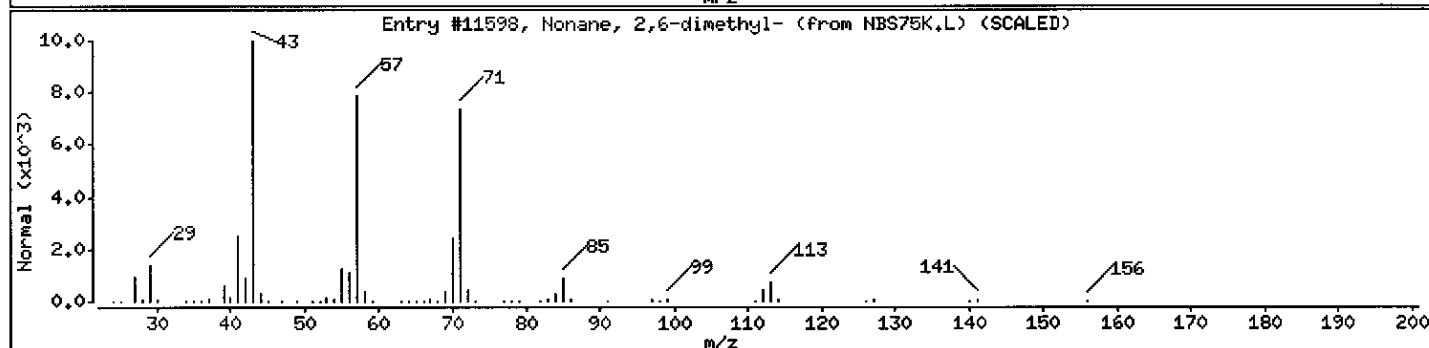
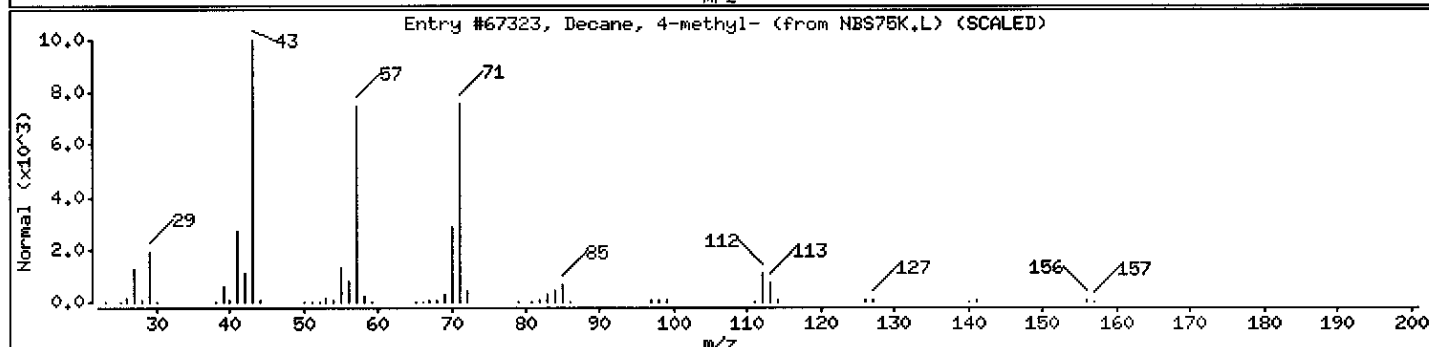
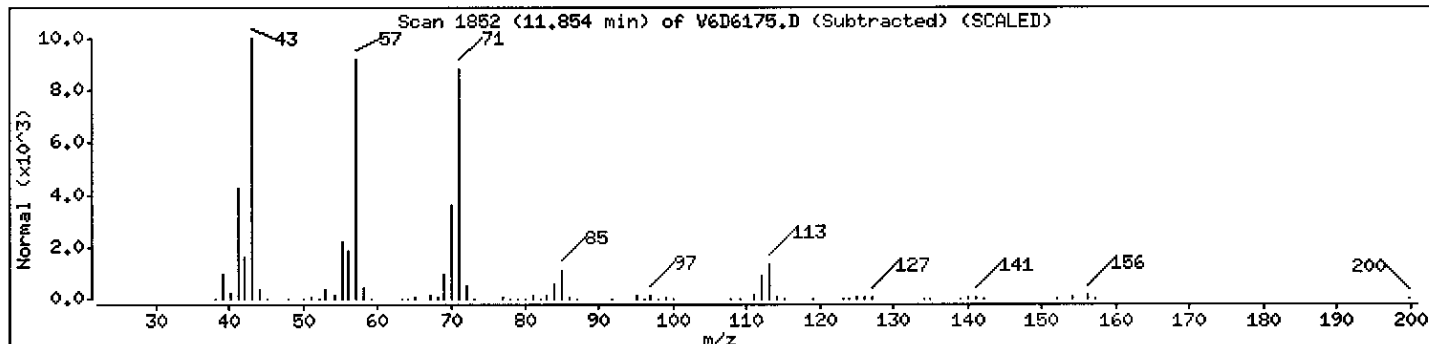
Sample Info: ,D0529-02ADL,18152,

Operator: SB SRC: SB

Column phase: DB-624

Column diameter: 0.25

Library Search Compound Match	CAS Number	Library	Entry	Quality	Formula	Weight
Branched Alkane						
Decane, 4-methyl-	2847-72-5	NBS75K.L	67323	91	C <sub>11</sub> H <sub>24</sub>	156
Nonane, 2,6-dimethyl-	17302-28-2	NBS75K.L	11598	83	C <sub>11</sub> H <sub>24</sub>	156
Octane, 2,3,6-trimethyl-	62016-33-5	NBS75K.L	11602	78	C <sub>11</sub> H <sub>24</sub>	156



Date : 17-MAY-2005 13:31

Client ID: B-330DL

Instrument: V6.i

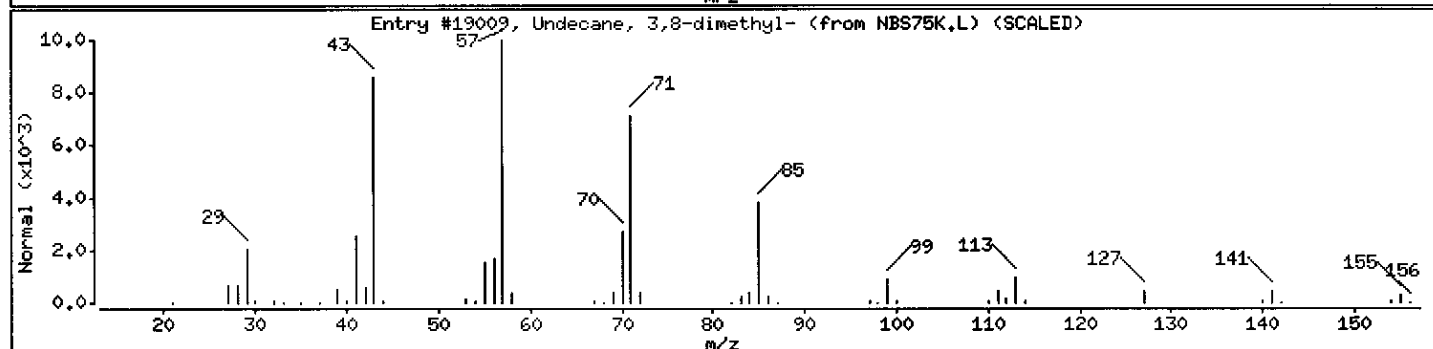
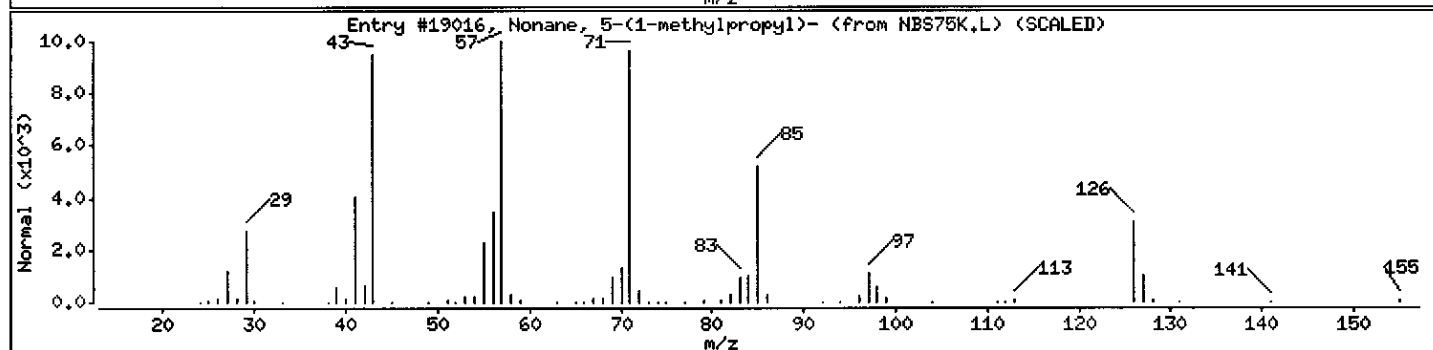
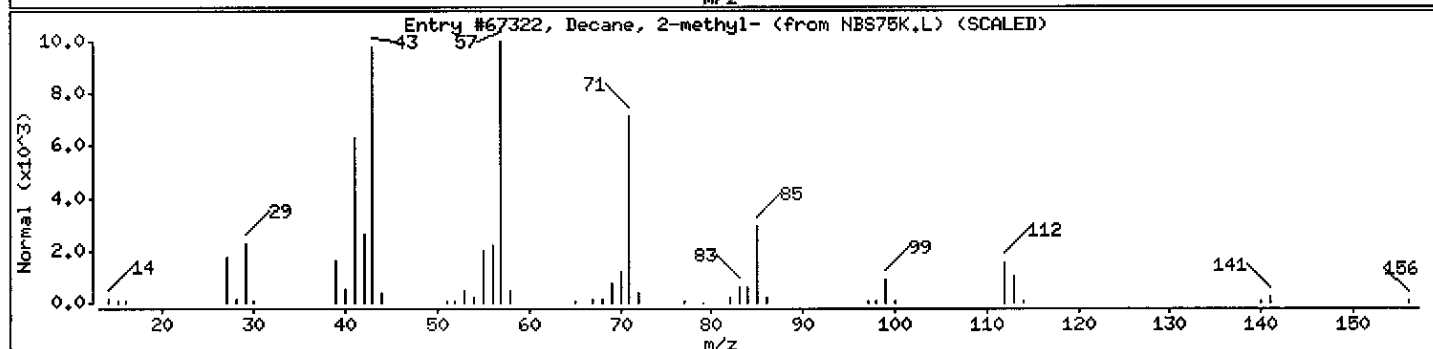
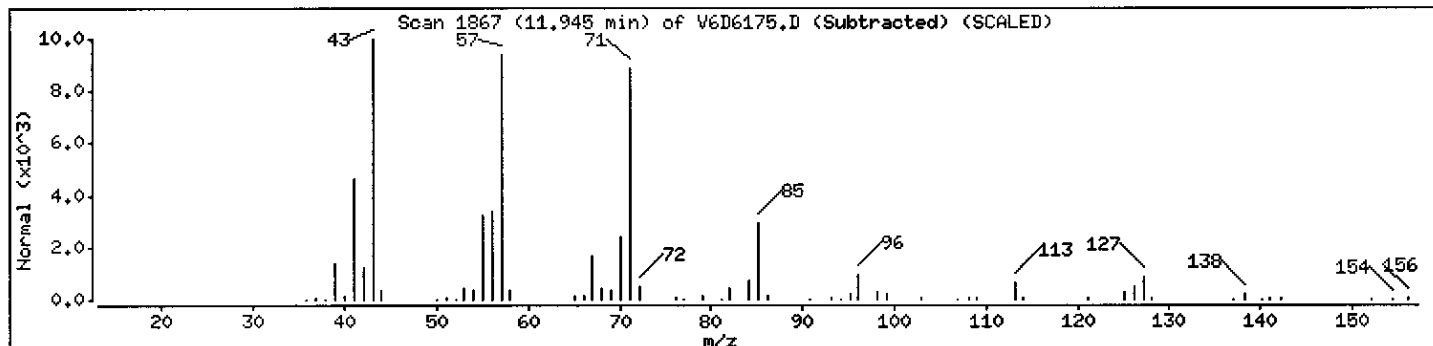
Sample Info: ,D0529-02ADL,18152,

Operator: SB SRC: SB

Column phase: DB-624

Column diameter: 0.25

Library Search Compound Match	CAS Number	Library	Entry	Quality	Formula	Weight
Unknown						
Decane, 2-methyl-	6975-98-0	NBS75K.L	67322	72	C <sub>11</sub> H <sub>24</sub>	156
Nonane, 5-(1-methylpropyl)-	62185-54-0	NBS75K.L	19016	72	C <sub>13</sub> H <sub>28</sub>	184
Undecane, 3,8-dimethyl-	17301-30-3	NBS75K.L	19009	72	C <sub>13</sub> H <sub>28</sub>	184



Data File: \\AVOGADRO\ORGANICS\organic\voa\V6.i\050517.B\V6D6175.D

Date : 17-MAY-2005 13:31

Client ID: B-330DL

Instrument: V6.i

Sample Info: ,D0529-02ADL,18152,

Operator: SB SRC: SB

Column phase: DB-624

Column diameter: 0.25

Library Search Compound Match

CAS Number

Library

Entry

Quality

Formula

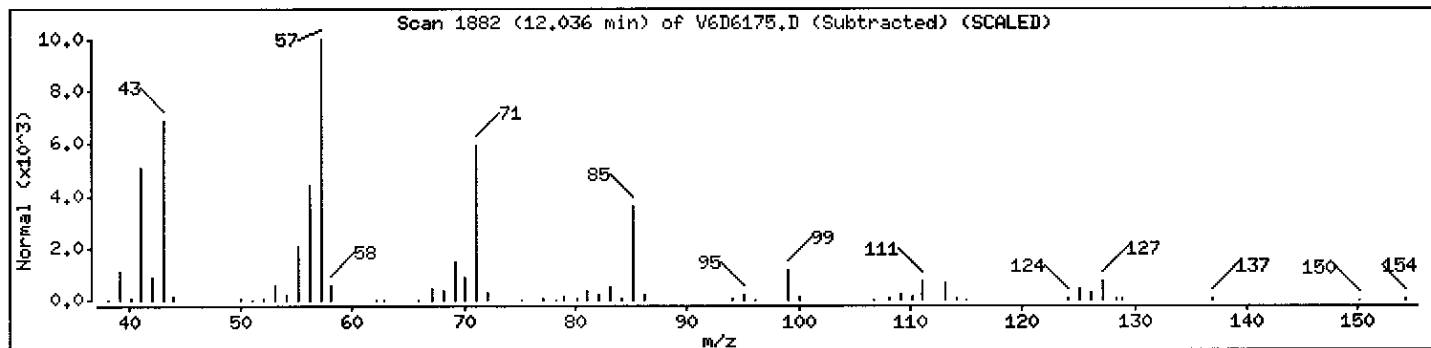
Weight

Unknown

0

0

0



Data File: \\AVOGADRO\ORGANICS\organic\voa\V6.i\050517.B\V6D6175.D

Date : 17-MAY-2005 13:31

Client ID: B-330DL

Instrument: V6.i

Sample Info: ,D0529-02ADL,18152,

Operator: SB SRC: SB

Column phase: DB-624

Column diameter: 0.25

Library Search Compound Match

Unknown

Decane, 3-methyl-

CAS Number

Library

Entry

Quality

Formula

Weight

13151-34-3

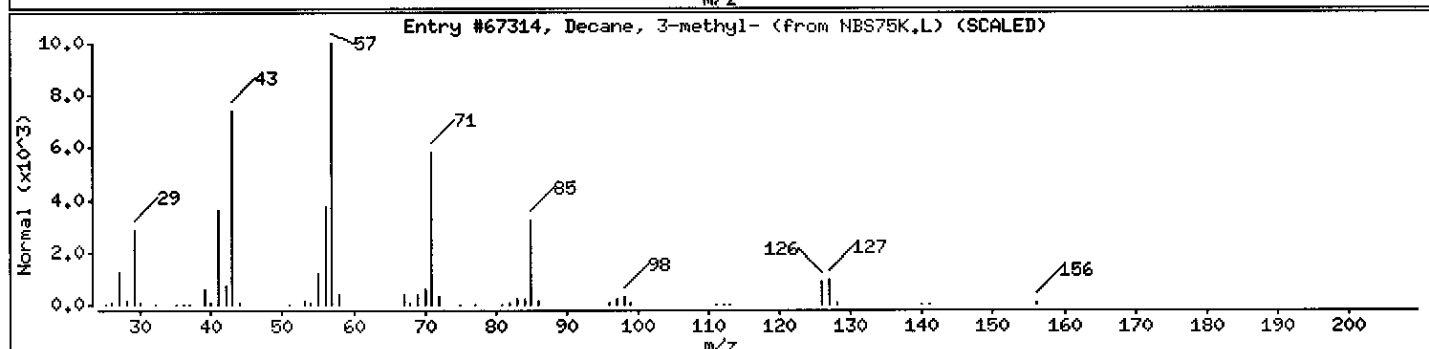
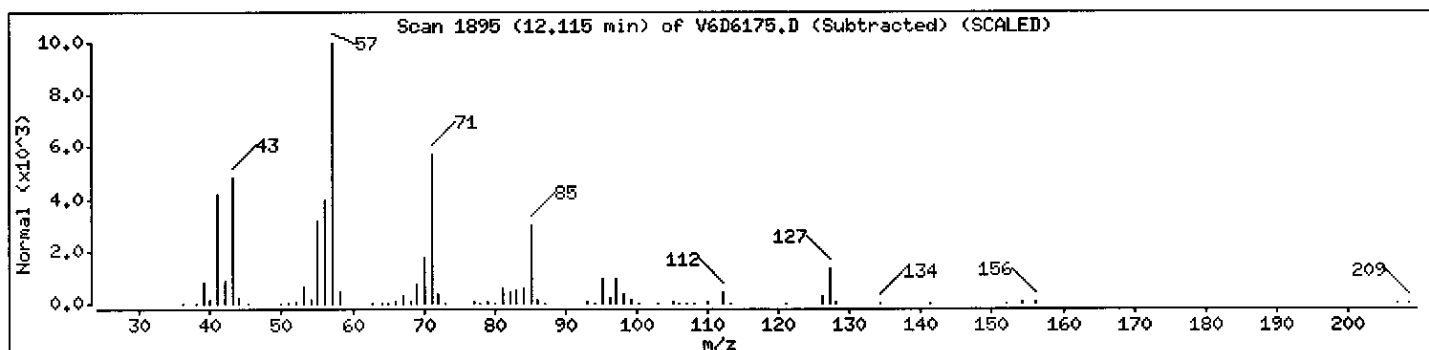
NBS75K.L

67314

80

C<sub>11</sub>H<sub>24</sub>

156



Data File: \\AVOCADRO\ORGANICS\organic\voa\V6.i\050517.B\V6D6175.D

Date : 17-MAY-2005 13:31

Client ID: B-330DL

Instrument: V6.i

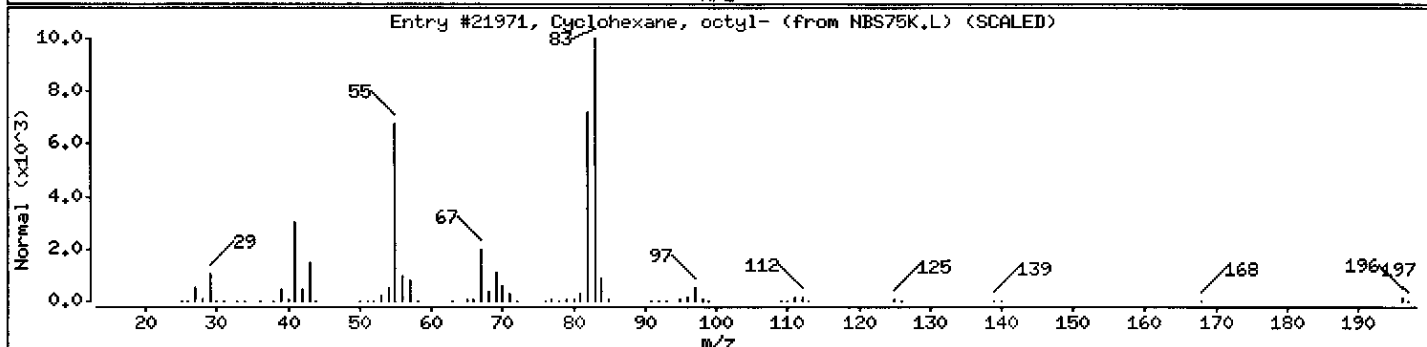
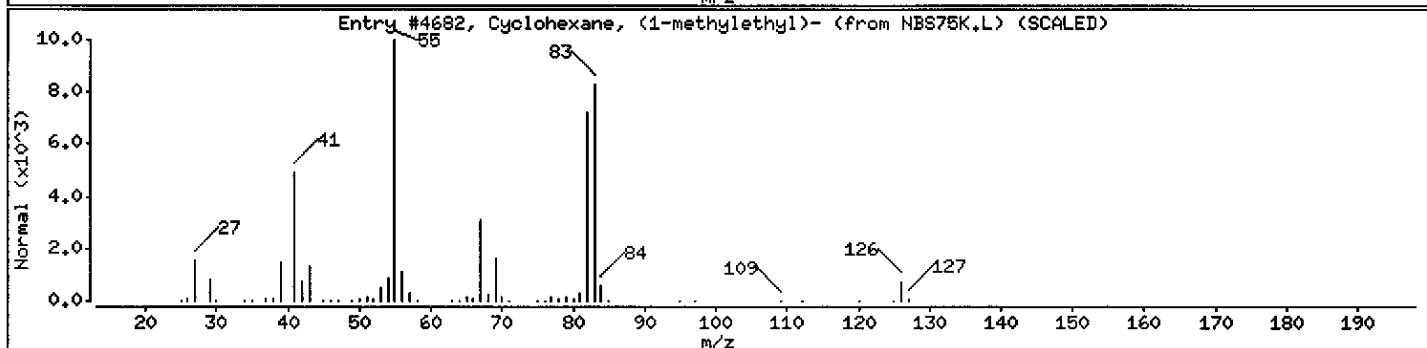
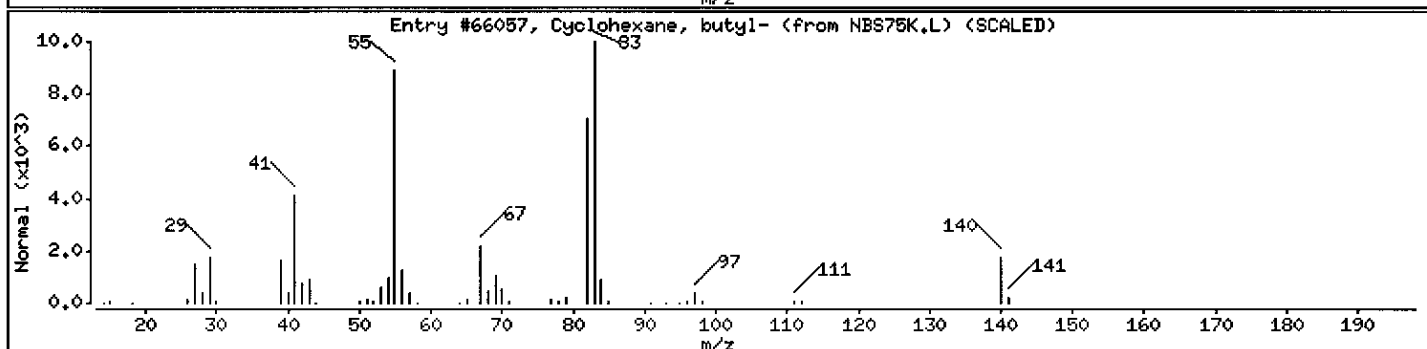
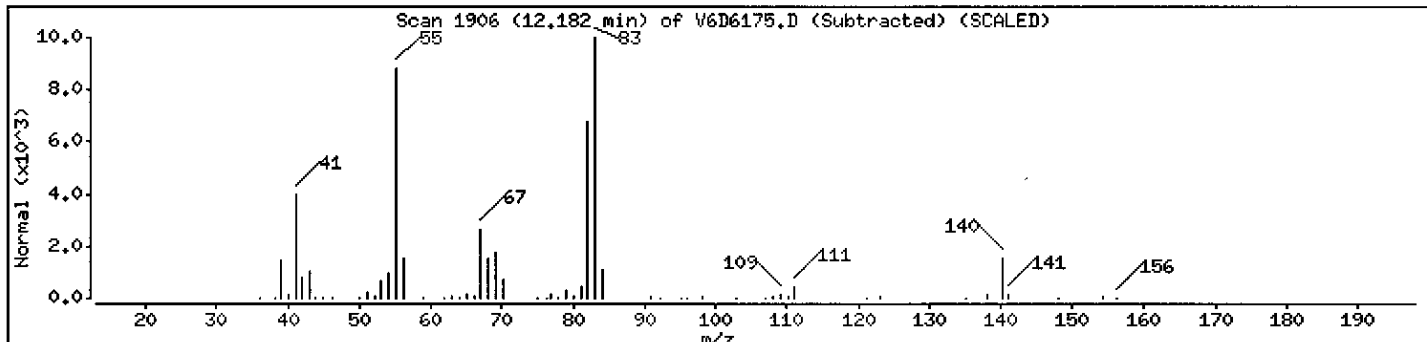
Sample Info: ,D0529-02ADL,18152,

Operator: SB SRC: SB

Column phase: DB-624

Column diameter: 0.25

Library Search Compound Match	CAS Number	Library	Entry	Quality	Formula	Weight
Cyclic Alkane						
Cyclohexane, butyl-	1678-93-9	NBS75K.L	66057	91	C10H20	140
Cyclohexane, (1-methylethyl)-	696-29-7	NBS75K.L	4682	80	C9H18	126
Cyclohexane, octyl-	1795-15-9	NBS75K.L	21971	78	C14H28	196



Data File: \\AVOGADRO\ORGANICS\organic\voa\V6.i\050517,B\V6D6175.D

Date : 17-MAY-2005 13:31

Client ID: B-330DL

Instrument: V6.i

Sample Info: ,D0529-02ADL,18152,

Operator: SB SRC: SB

Column phase: DB-624

Column diameter: 0.25

Library Search Compound Match

CAS Number

Library

Entry

Quality

Formula

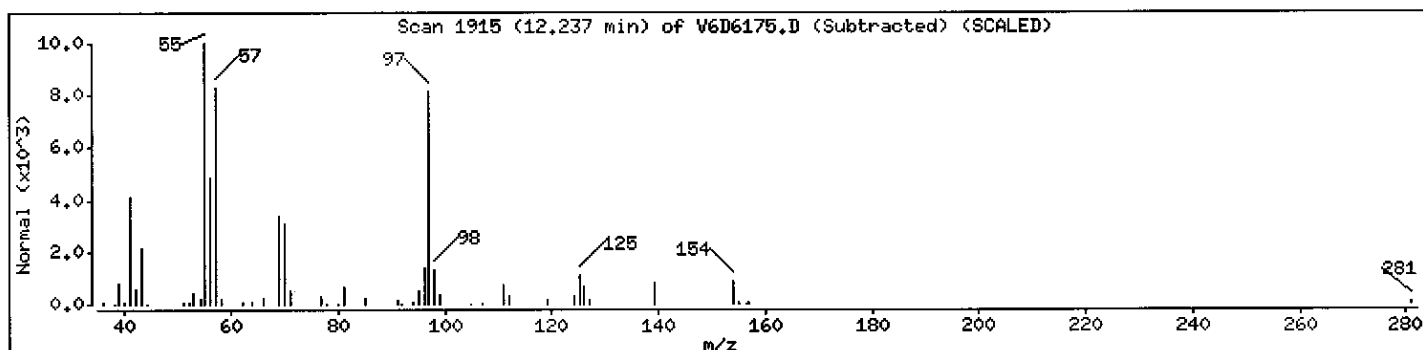
Weight

Unknown

0

0

0





Data File: \\AVOCADRO\ORGANICS\organic\voa\V6.i\050517.B\V6D6175.D

Date : 17-MAY-2005 13:31

Client ID: B-330DL

Instrument: V6.i

Sample Info: ,D0529-02ADL,18152,

Operator: SB SRC: SB

Column phase: DB-624

Column diameter: 0.25

Library Search Compound Match

CAS Number

Library

Entry

Quality

Formula

Weight

Unknown

Decane, 5-methyl-

13151-35-4

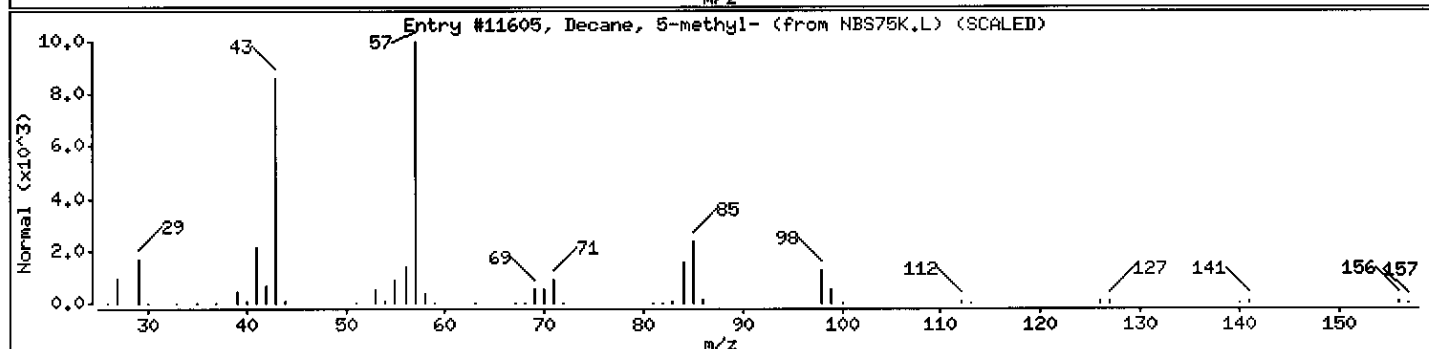
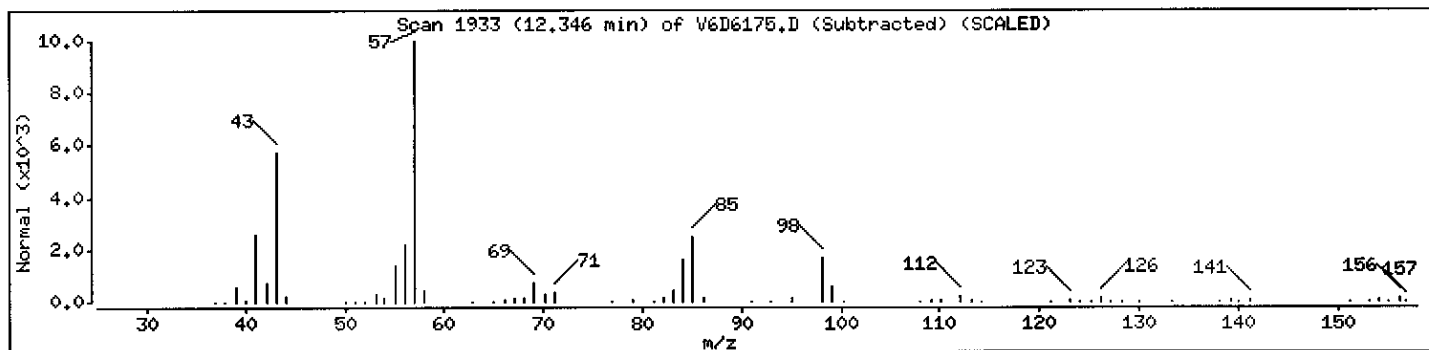
NBS75K.L

11605

83

C11H24

156



Data File: \\AVOCADRO\ORGANICS\organic\voa\V6.i\050517.B\V6D6175.D

Date : 17-MAY-2005 13:31

Client ID: B-330DL

Instrument: V6.i

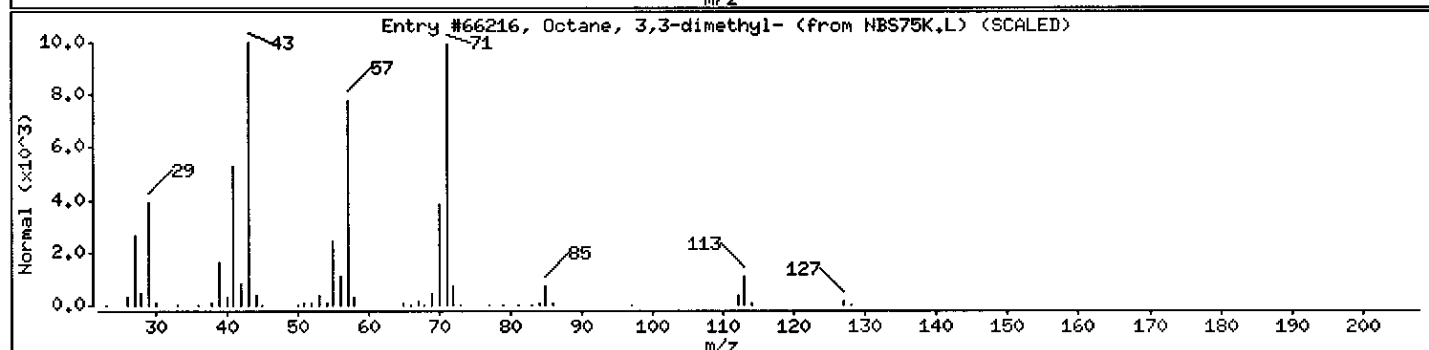
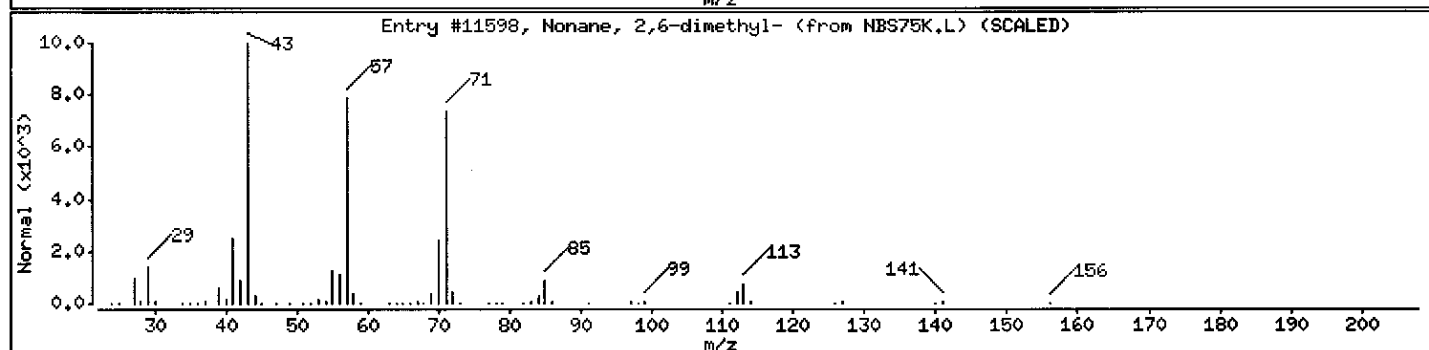
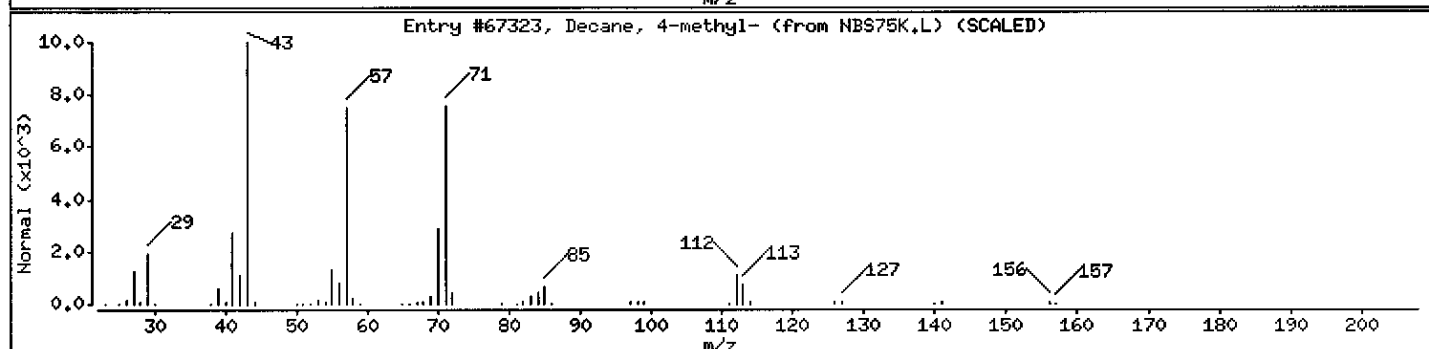
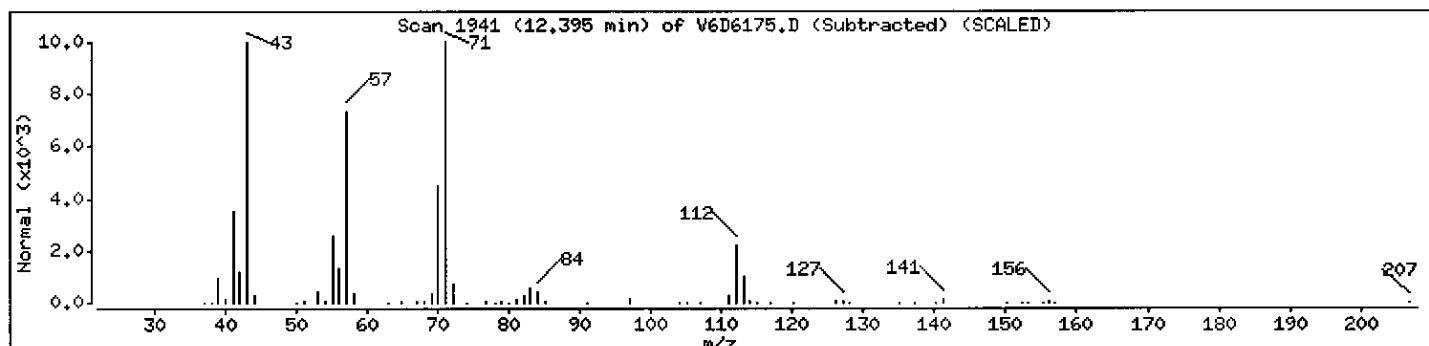
Sample Info: ,D0529-02ADL,18152,

Operator: SB SRC: SB

Column phase: DB-624

Column diameter: 0.25

Library Search Compound Match	CAS Number	Library	Entry	Quality	Formula	Weight
Branched Alkane						
Decane, 4-methyl-	2847-72-5	NBS75K.L	67323	87	C <sub>11</sub> H <sub>24</sub>	156
Nonane, 2,6-dimethyl-	17302-28-2	NBS75K.L	11598	72	C <sub>11</sub> H <sub>24</sub>	156
Octane, 3,3-dimethyl-	4110-44-5	NBS75K.L	66216	72	C <sub>10</sub> H <sub>22</sub>	142



Data File: \\AVOGADRO\ORGANICS\organic\voa\V6.i\050517.B\V6D6175.D

Date : 17-MAY-2005 13:31

Client ID: B-330DL

Instrument: V6.i

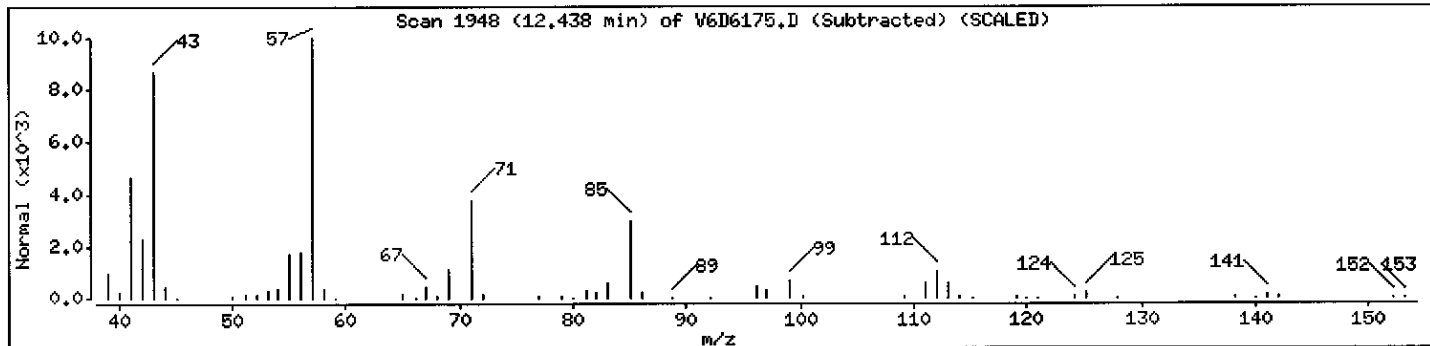
Sample Info: ,D0529-02ADL,18152,

Operator: SB SRC: SB

Column phase: DB-624

Column diameter: 0.25

Library Search Compound Match	CAS Number	Library	Entry	Quality	Formula	Weight
Unknown			0	0		0



Data File: \\AVOGADRO\ORGANICS\organic\voa\V6.i\050517.B\V6D6175.D

Date : 17-MAY-2005 13:31

Client ID: B-330DL

Instrument: V6.i

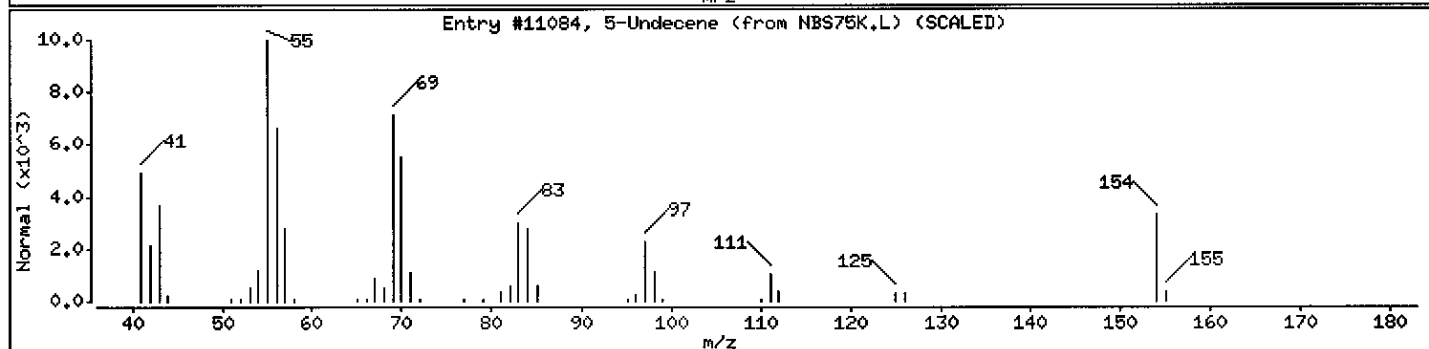
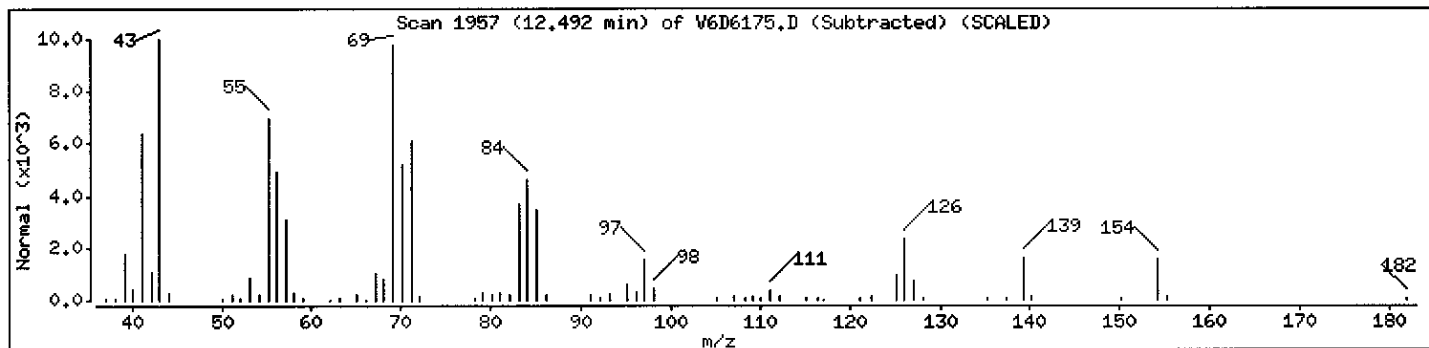
Sample Info: ,D0529-02ADL,18152,

Operator: SB SRC: SB

Column phase: DB-624

Column diameter: 0.25

Library Search Compound Match	CAS Number	Library	Entry	Quality	Formula	Weight
Unknown						
5-Undecene	4941-53-1	NBS75K.L	11084	62	C <sub>11</sub> H <sub>22</sub>	154



Data File: \\AVOGADRO\ORGANICS\organic\voa\V6.i\050517.B\V6D6175.D

Date : 17-MAY-2005 13:31

Client ID: B-330DL

Instrument: V6.i

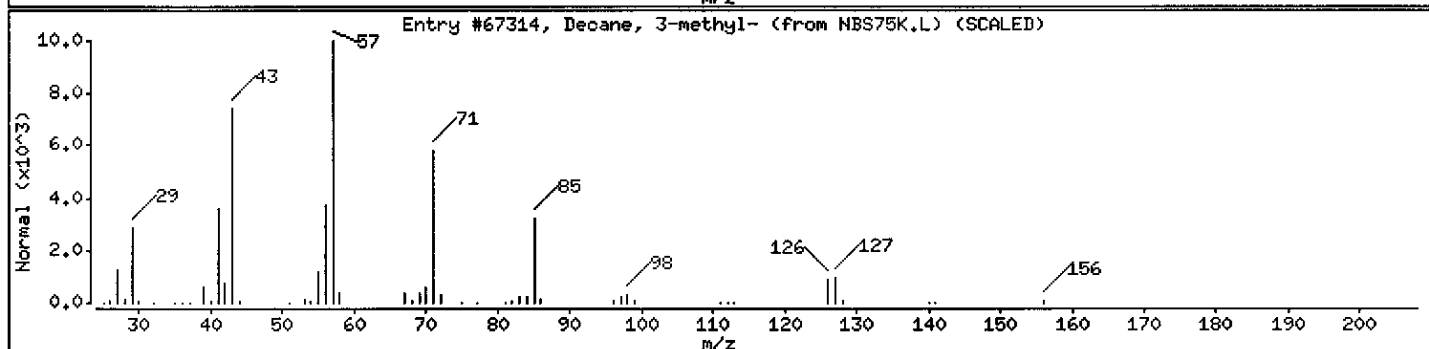
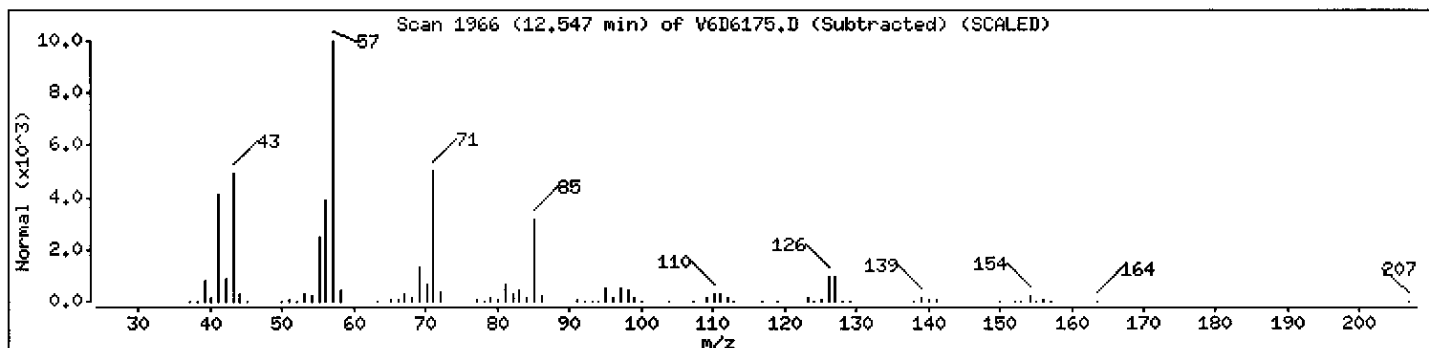
Sample Info: ,D0529-02ADL,18152,

Operator: SB SRC: SB

Column phase: DB-624

Column diameter: 0.25

Library Search Compound Match	CAS Number	Library	Entry	Quality	Formula	Weight
Branched Alkane						
Decane, 3-methyl-	13151-34-3	NBS75K.L	67314	90	C <sub>11</sub> H <sub>24</sub>	156



Data File: \\AVOGADRO\ORGANICS\organic\voa\V6.i\050517.B\V6D6175.D

Date : 17-MAY-2005 13:31

Client ID: B-330DL

Instrument: V6.i

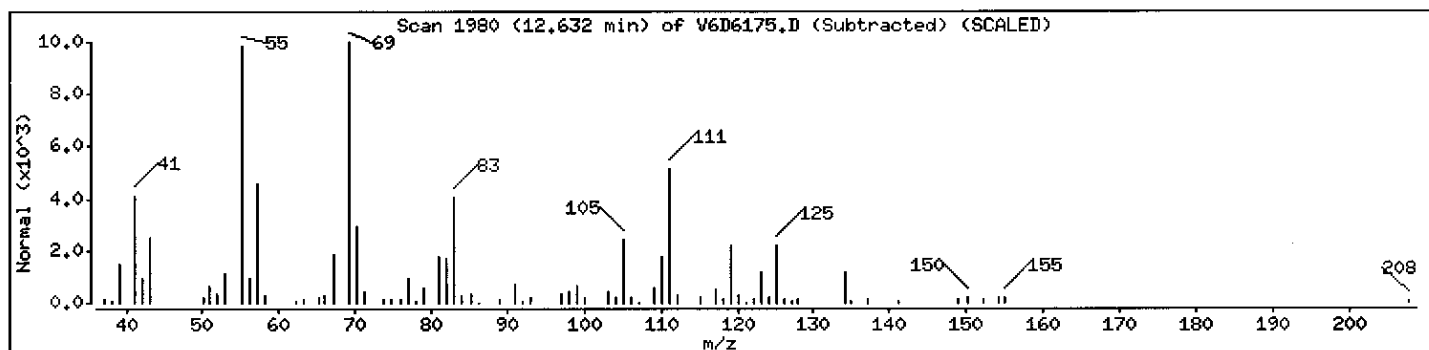
Sample Info: ,D0529-02ADL,18152,

Operator: SB SRC: SB

Column phase: DB-624

Column diameter: 0.25

Library Search Compound Match	CAS Number	Library	Entry	Quality	Formula	Weight
Unknown			0	0		0



Data File: \\AVOCADRO\ORGANICS\organic\voa\V6.i\050517.B\V6D6175.D

Date : 17-MAY-2005 13:31

Client ID: B-336DL

Instrument: V6.i

Sample Info: ,D0529-02ADL,18152,

Operator: SB SRC: SB

Column phase: DB-624

Column diameter: 0.25

Library Search Compound Match

CAS Number

Library

Entry

Quality

Formula

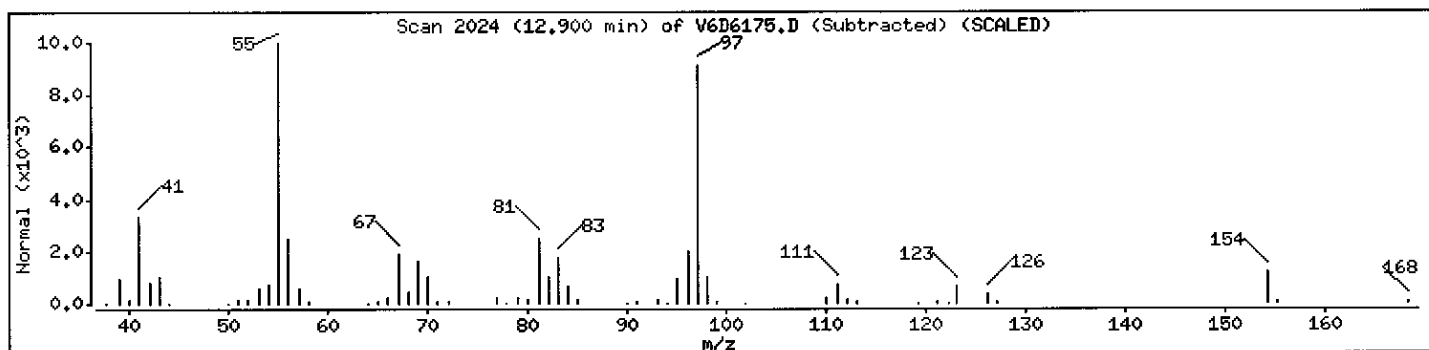
Weight

Unknown

0

0

0



Data File: \\AVOGADRO\ORGANICS\organic\voa\V6.i\050517.B\V6D6175.D

Date : 17-MAY-2005 13:31

Client ID: B-330DL

Instrument: V6.i

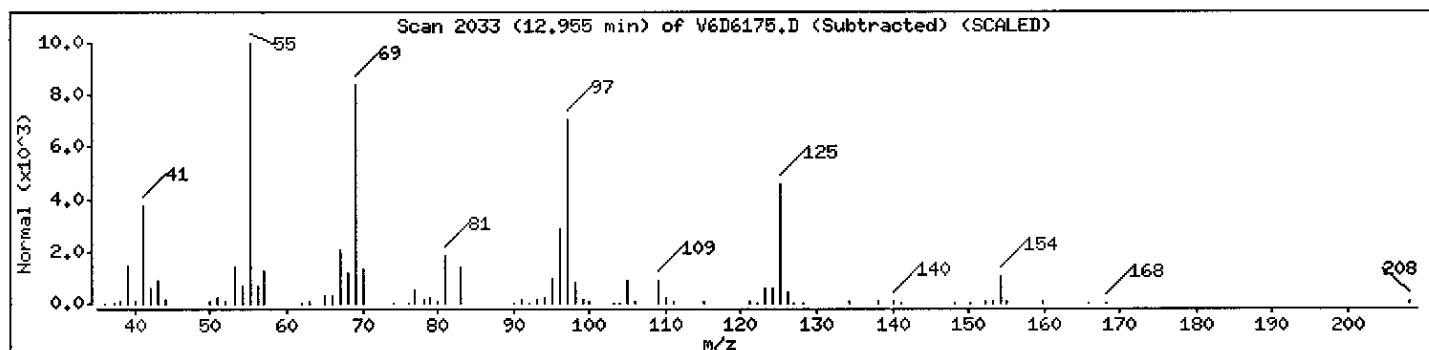
Sample Info: ,D0529-02ADL,18152,

Operator: SB SRC: SB

Column phase: DB-624

Column diameter: 0.25

Library Search Compound Match	CAS Number	Library	Entry	Quality	Formula	Weight
Unknown			0	0		0





Data File: \\AVOGADRO\ORGANICS\organic\voa\V6.i\050517.B\V6D6175.D

Date : 17-MAY-2005 13:31

Client ID: B-330DL

Instrument: V6.i

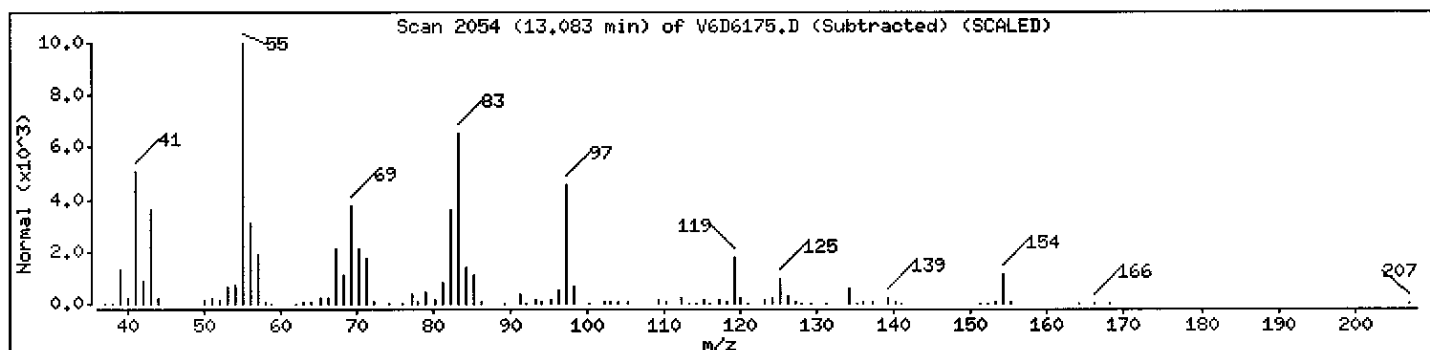
Sample Info: ,D0529-02ADL,18152,

Operator: SB SRC: SB

Column phase: DB-624

Column diameter: 0.25

Library Search Compound Match	CAS Number	Library	Entry	Quality	Formula	Weight
Unknown			0	0		0



Data File: \\AVOCADRO\ORGANICS\organic\voa\V6.i\050517.B\V6D6175.D

Date : 17-MAY-2005 13:31

Client ID: B-330DL

Instrument: V6.i

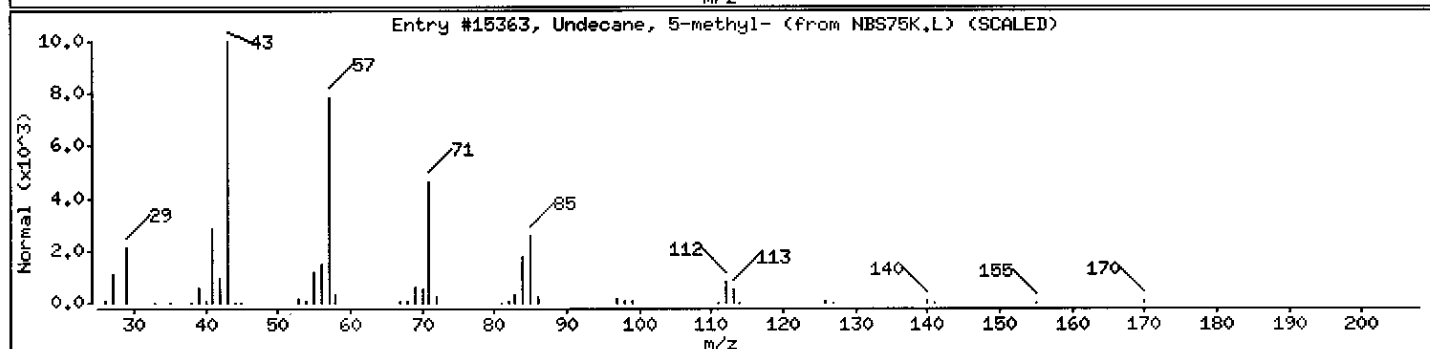
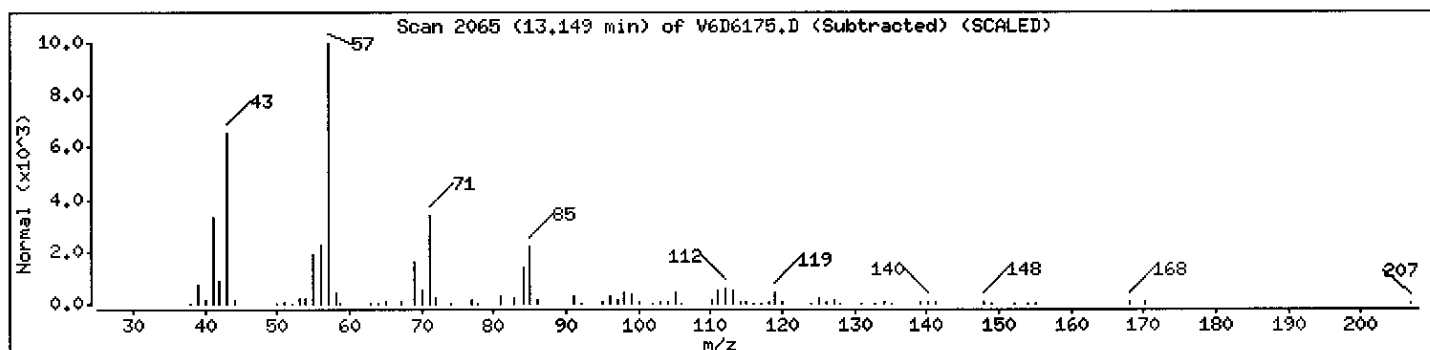
Sample Info: ,D0529-02ADL,18152,

Operator: SB SRC: SB

Column phase: DB-624

Column diameter: 0.25

Library Search Compound Match	CAS Number	Library	Entry	Quality	Formula	Weight
Unknown						
Undecane, 5-methyl-	1632-70-8	NBS75K.L	15363	70	C <sub>12</sub> H <sub>26</sub>	170



Data File: \\AVOGADRO\ORGANICS\organic\voa\V6.i\050517.B\V6D6175.D

Date : 17-MAY-2005 13:31

Client ID: B-330DL

Instrument: V6.i

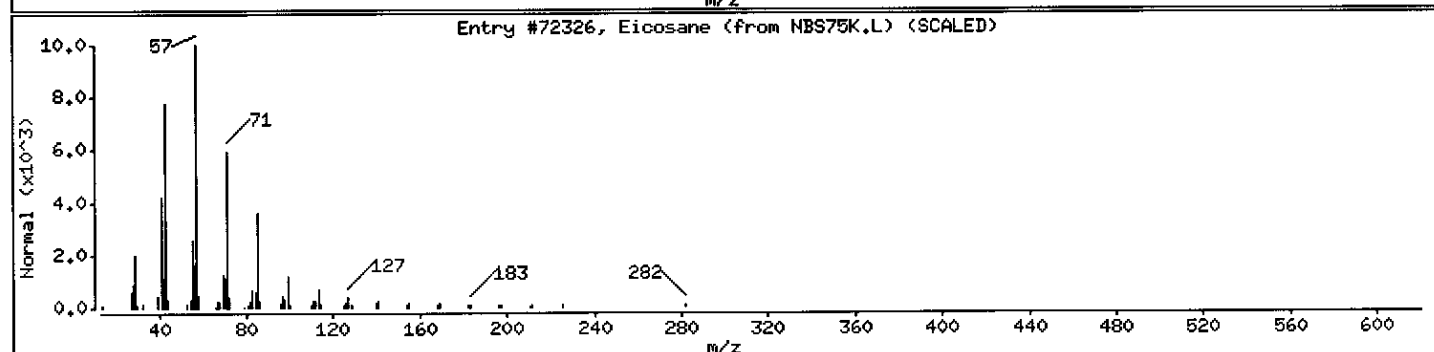
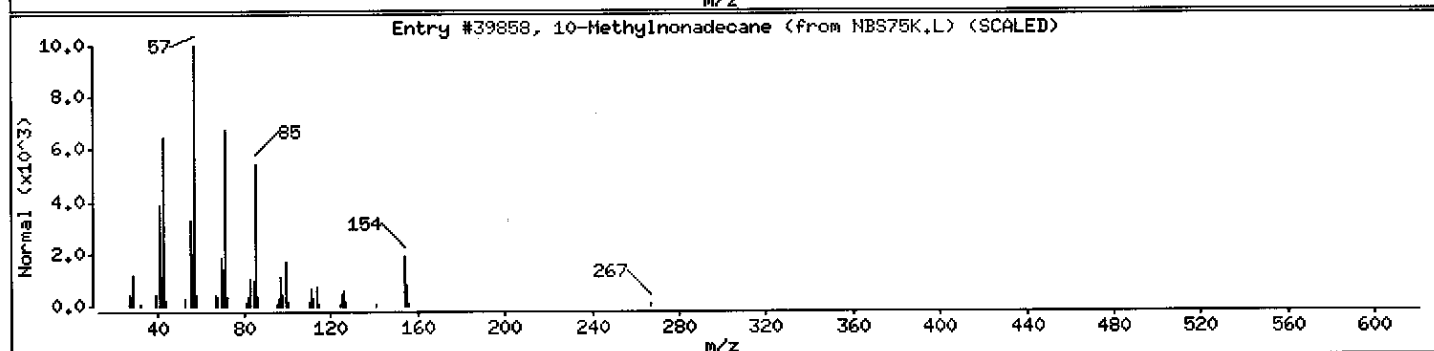
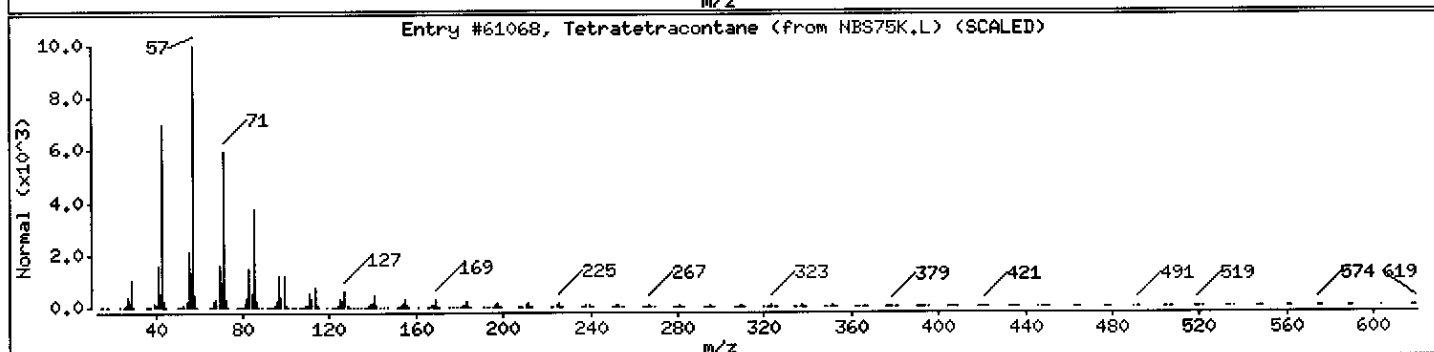
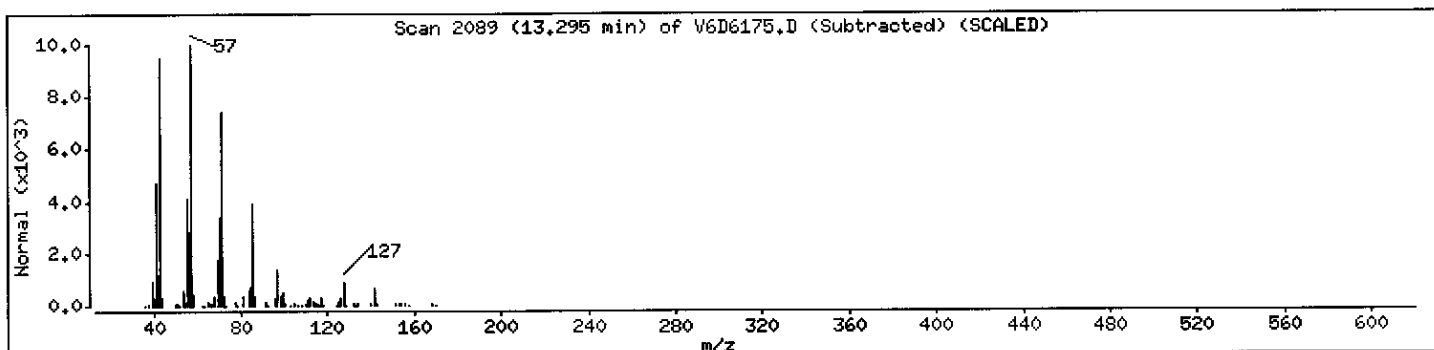
Sample Info: ,D0529-02ADL,18152,

Operator: SB SRC: SB

Column phase: DB-624

Column diameter: 0.25

Library Search Compound Match	CAS Number	Library	Entry	Quality	Formula	Weight
Unknown						
Tetratetracontane	7098-22-8	NBS75K.L	61068	72	C44H90	619
10-Methylnonadecane	0-00-0	NBS75K.L	39858	64	C20H42	282
Eicosane	112-95-8	NBS75K.L	72326	64	C20H42	282



Data File: \\AVOGADRO\ORGANICS\organic\voa\V6.i\050517.B\06175.D

Date : 17-MAY-2005 13:31

Client ID: B-330DL

Instrument: V6.i

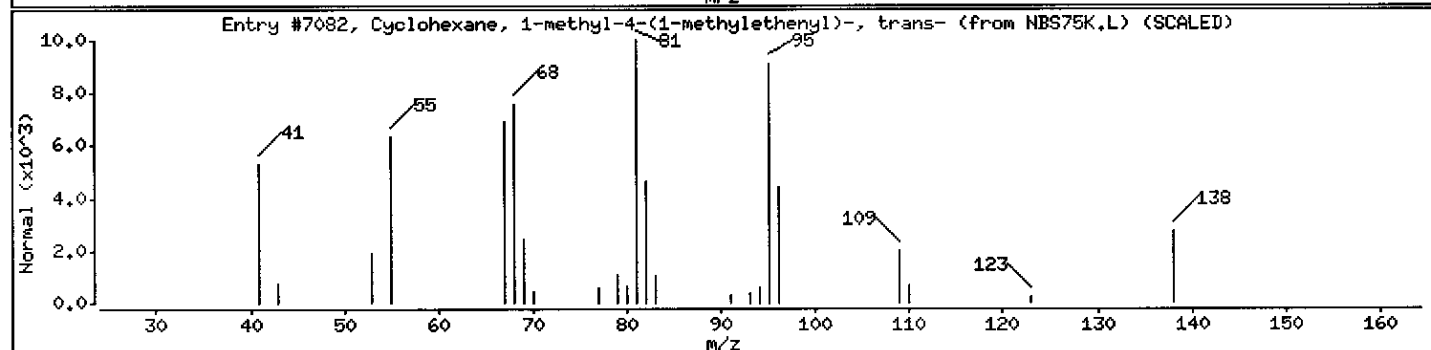
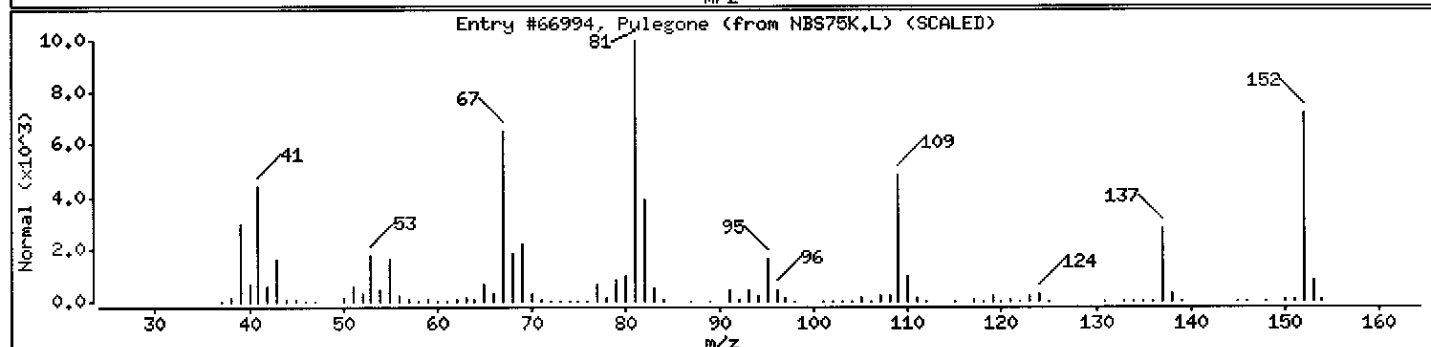
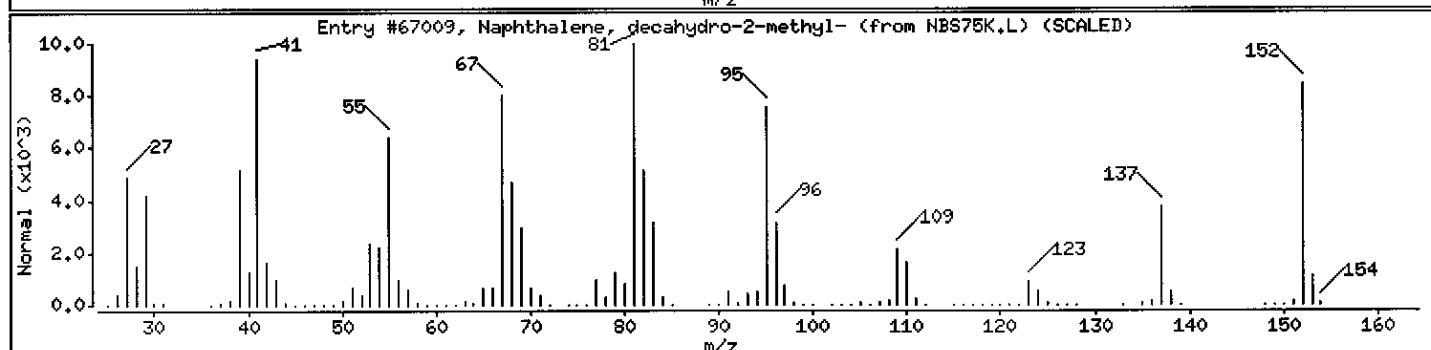
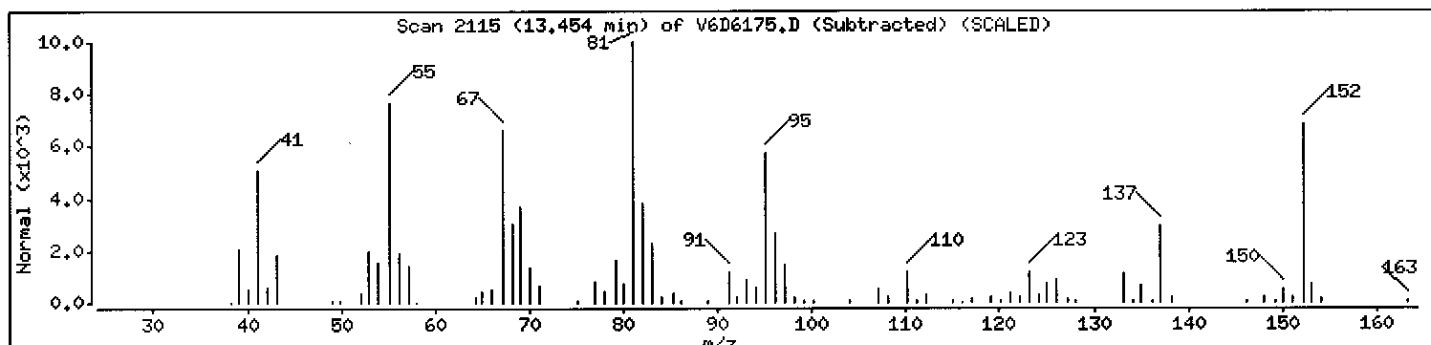
Sample Info: ,D0529-02ADL,18152,

Operator: SB SRC: SB

Column phase: DB-624

Column diameter: 0.25

Library Search Compound Match	CAS Number	Library	Entry	Quality	Formula	Weight
Naphthalene, decahydro-2-methyl-	2958-76-1	NBS75K.L	67009	97	C11H20	152
Pulegone	89-82-7	NBS75K.L	66994	93	C10H16O	152
Cyclohexane, 1-methyl-4-(1-methylethenyl)	1124-25-0	NBS75K.L	7082	86	C10H18	138



Data File: \\AVOCADRO\ORGANICS\organic\voa\V6.i\050517.B\V6D6175.D

Date : 17-MAY-2005 13:31

Client ID: B-330DL

Instrument: V6.i

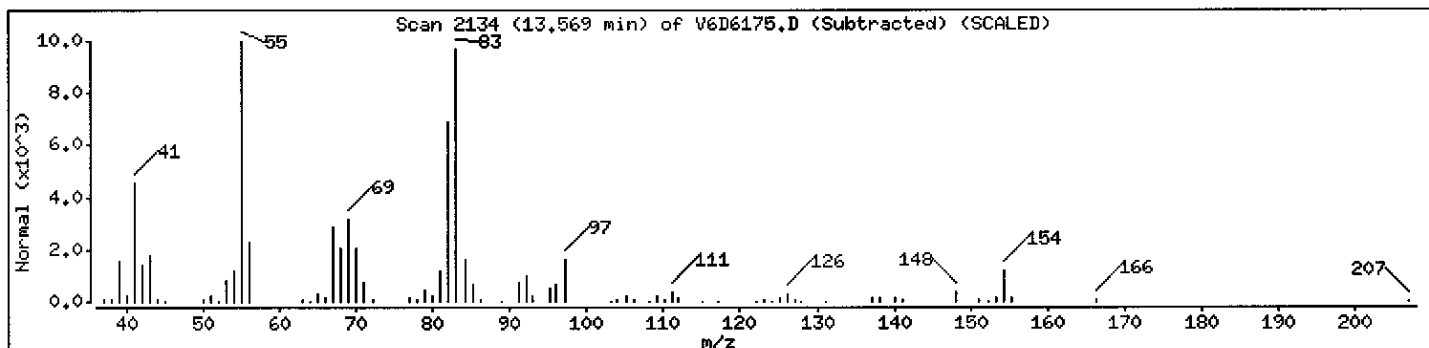
Sample Info: ,D0529-02ADL,18152,

Operator: SB SRC: SB

Column phase: DB-624

Column diameter: 0.25

Library Search Compound Match	CAS Number	Library	Entry	Quality	Formula	Weight
Unknown			0	0		0



Data File: \\AVOGADRO\ORGANICS\organic\voa\V6.i\050517,B\V6D6175.D

Date : 17-MAY-2005 13:31

Client ID: B-330DL

Instrument: V6.i

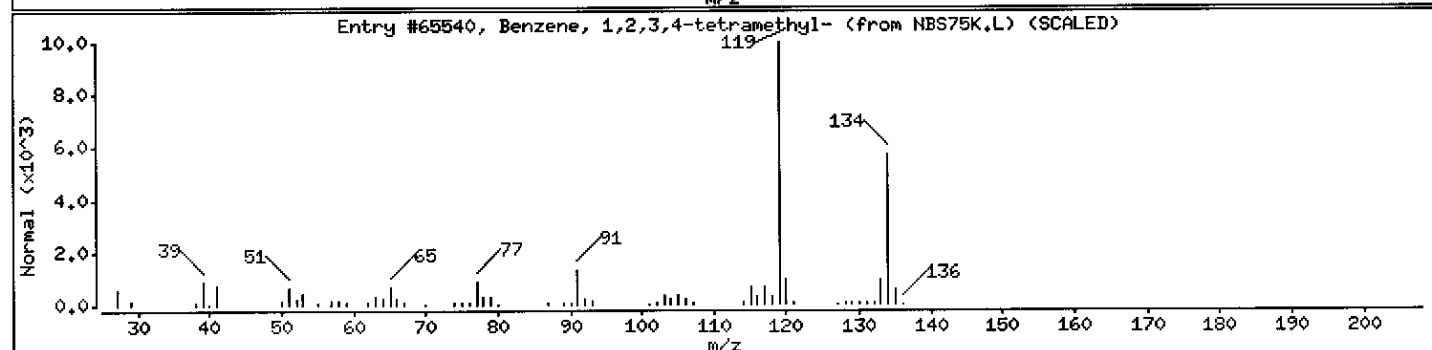
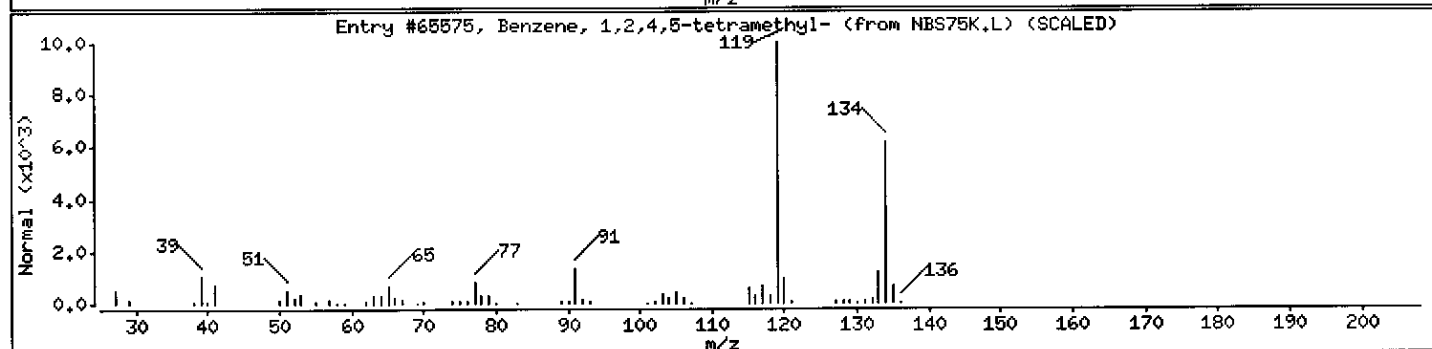
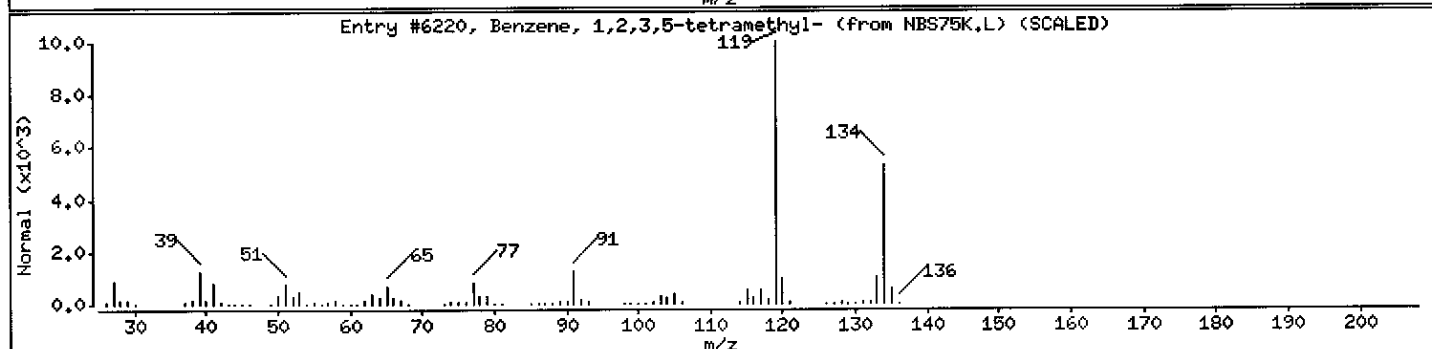
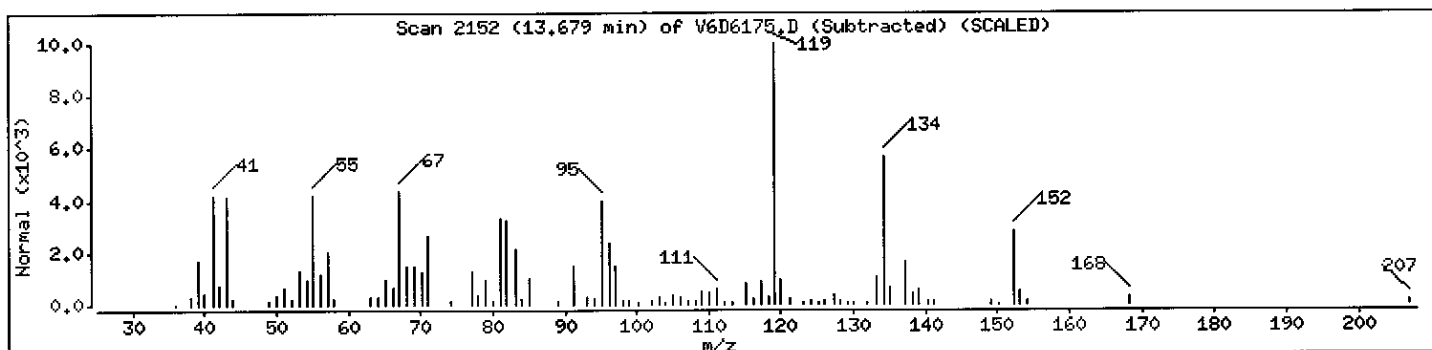
Sample Info: ,D0529-02ADL,18152,

Operator: SB SRC: SB

Column phase: DB-624

Column diameter: 0.25

Library Search Compound Match	CAS Number	Library	Entry	Quality	Formula	Weight
Benzene, 1,2,3,5-tetramethyl-	527-53-7	NBS75K.L	6220	89	C10H14	134
Benzene, 1,2,4,5-tetramethyl-	95-93-2	NBS75K.L	65575	87	C10H14	134
Benzene, 1,2,3,4-tetramethyl-	488-23-3	NBS75K.L	65540	86	C10H14	134



1A  
VOLATILE ORGANICS ANALYSIS DATA SHEET

EPA SAMPLE NO.

B-390

Lab Name: MITKEM CORPORATION Contract: \_\_\_\_\_

Lab Code: MITKEM Case No.: \_\_\_\_\_ SAS No.: \_\_\_\_\_ SDG No.: MD0529

Matrix: (soil/water) SOIL Lab Sample ID: D0529-01C

Sample wt/vol: 5.1(g/mL) G Lab File ID: V5F9951

Level: (low/med) LOW Date Received: 05/07/05

% Moisture: not dec. 17 Date Analyzed: 05/13/05

GC Column: DB-624 ID: 0.25 (mm) Dilution Factor: 1.0

Soil Extract Volume: \_\_\_\_\_ (mL) Soil Aliquot Volume: \_\_\_\_\_ (uL)

CONCENTRATION UNITS:  
(ug/L or ug/Kg) UG/KG Q

CAS NO.	COMPOUND		
75-71-8	Dichlorodifluoromethane	12	U
74-87-3	Chloromethane	12	U
75-01-4	Vinyl Chloride	12	U
74-83-9	Bromomethane	12	U
75-00-3	Chloroethane	12	U
75-69-4	Trichlorofluoromethane	12	U
75-35-4	1,1-Dichloroethene	12	U
76-13-1	1,1,2-Trichloro-1,2,2-trifluoroethane	12	U
67-64-1	Acetone	12	U
75-15-0	Carbon Disulfide	12	U
79-20-9	Methyl Acetate	12	U
75-09-2	Methylene Chloride	4	J
156-60-5	trans-1,2-Dichloroethene	12	U
1634-04-4	Methyl tert-Butyl Ether	12	U
75-34-3	1,1-Dichloroethane	12	U
156-59-2	cis-1,2-Dichloroethene	1	J
78-93-3	2-Butanone	12	U
67-66-3	Chloroform	12	U
71-55-6	1,1,1-Trichloroethane	12	U
110-82-7	Cyclohexane	12	U
56-23-5	Carbon Tetrachloride	12	U
71-43-2	Benzene	12	U
107-06-2	1,2-Dichloroethane	12	U

1B  
VOLATILE ORGANICS ANALYSIS DATA SHEET

EPA SAMPLE NO.

B-390

Lab Name: MITKEM CORPORATION

Contract: \_\_\_\_\_

Lab Code: MITKEM

Case No.: \_\_\_\_\_

SAS No.: \_\_\_\_\_

SDG No.: MD0529

Matrix: (soil/water) SOIL

Lab Sample ID: D0529-01C

Sample wt/vol: 5.1(g/mL) G

Lab File ID: V5F9951

Level: (low/med) LOW

Date Received: 05/07/05

% Moisture: not dec. 17

Date Analyzed: 05/13/05

GC Column: DB-624 ID: 0.25 (mm)

Dilution Factor: 1.0

Soil Extract Volume: \_\_\_\_\_ (mL)

Soil Aliquot Volume: \_\_\_\_\_ (uL)

CAS NO.

COMPOUND

CONCENTRATION UNITS:  
(ug/L or ug/Kg) UG/KG Q

79-01-6	Trichloroethene	5	J
108-87-2	Methylcyclohexane	12	U
78-87-5	1,2-Dichloropropane	12	U
75-27-4	Bromodichloromethane	12	U
10061-01-5	cis-1,3-Dichloropropene	12	U
108-10-1	4-Methyl-2-Pentanone	12	U
108-88-3	Toluene	12	U
10061-02-6	trans-1,3-Dichloropropene	12	U
79-00-5	1,1,2-Trichloroethane	12	U
127-18-4	Tetrachloroethene	12	U
591-78-6	2-Hexanone	1200	E
124-48-1	Dibromochloromethane	12	U
106-93-4	1,2-Dibromoethane	12	U
108-90-7	Chlorobenzene	12	U
100-41-4	Ethylbenzene	12	U
1330-20-7	Xylene (Total)	12	U
100-42-5	Styrene	12	U
75-25-2	Bromoform	12	U
98-82-8	Isopropylbenzene	12	U
79-34-5	1,1,2,2-Tetrachloroethane	12	U
541-73-1	1,3-Dichlorobenzene	12	U
106-46-7	1,4-Dichlorobenzene	12	U
95-50-1	1,2-Dichlorobenzene	12	U
96-12-8	1,2-Dibromo-3-chloropropane	12	U
120-82-1	1,2,4-Trichlorobenzene	12	U



1F  
VOLATILE ORGANICS ANALYSIS DATA SHEET  
TENTATIVELY IDENTIFIED COMPOUNDS

EPA SAMPLE NO.

B-390

Lab Name: MITKEM CORPORATION Contract: \_\_\_\_\_

Lab Code: MITKEM Case No.: \_\_\_\_\_ SAS No.: \_\_\_\_\_ SDG No.: MD0529

Matrix: (soil/water) SOIL

Lab Sample ID: D0529-01C

Sample wt/vol: 5.1 (g/mL) G

Lab File ID: V5F9951

Level: (low/med) LOW

Date Received: 05/07/05

% Moisture: not dec. 17

Date Analyzed: 05/13/05

GC Column: DB-624 ID: 0.25 (mm)

Dilution Factor: 1.0

Soil Extract Volume: \_\_\_\_\_ (mL)

Soil Aliquot Volume: \_\_\_\_\_ (uL)

Number TICs found: 0

CONCENTRATION UNITS:  
(ug/L or ug/Kg) ug/Kg

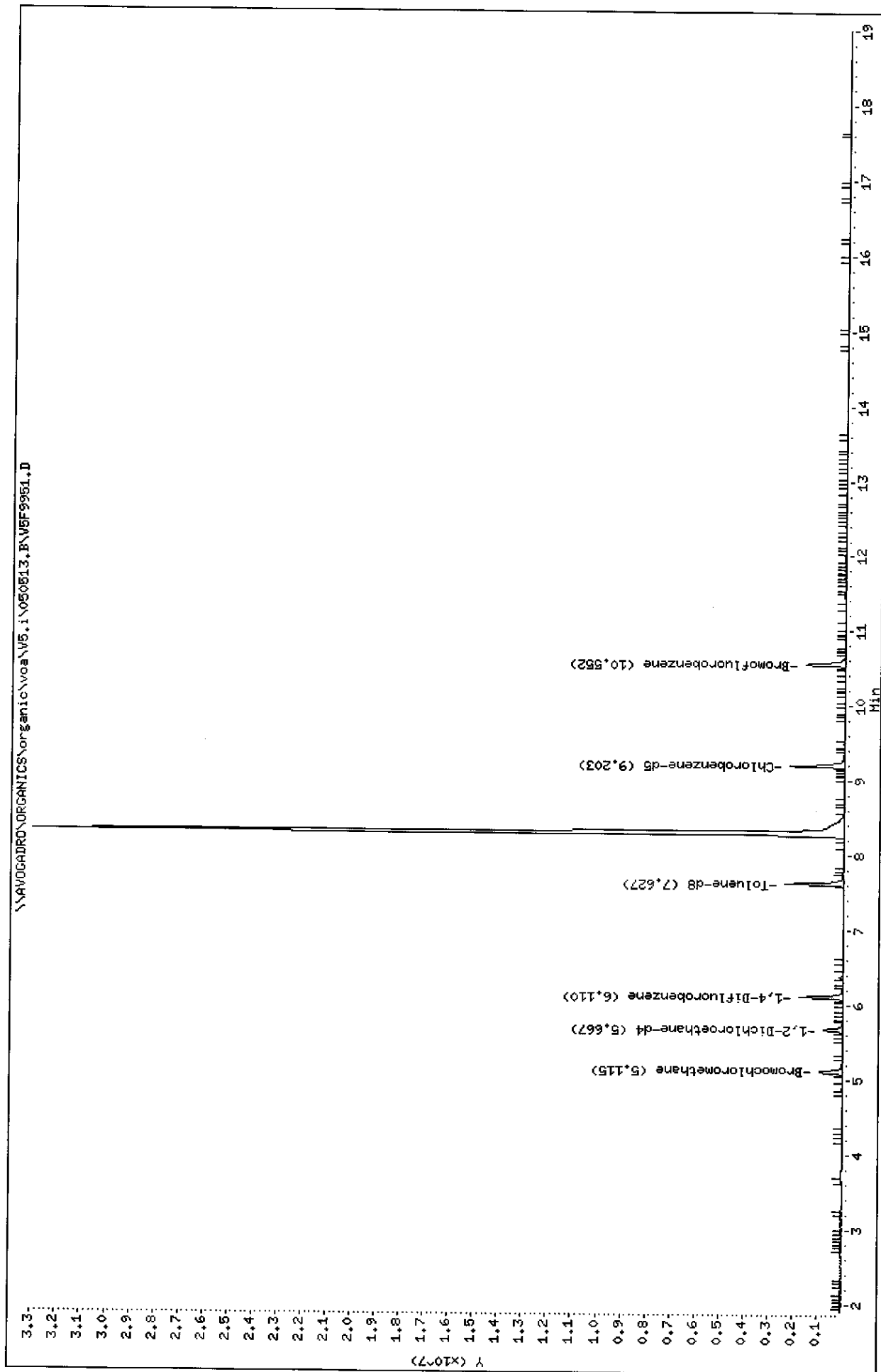
CAS NUMBER	COMPOUND NAME	RT	EST. CONC.	Q
1.				
2.				
3.				
4.				
5.				
6.				
7.				
8.				
9.				
10.				
11.				
12.				
13.				
14.				
15.				
16.				
17.				
18.				
19.				
20.				
21.				
22.				
23.				
24.				
25.				
26.				
27.				
28.				
29.				
30.				

Data File: \\AVOCADRO\ORGANICS\organic\voa\W5.i\050513.B\W5F9951.D  
Date : 13-MAY-2005 15:46  
Client ID: B-390  
Sample Info: D0529-Q1C, 18114

Instrument: v5.i

Operator: JC SRC: LIMS  
Column diameter: 0.25

Column phase: DB-624



Data File: \\AVOGADRO\ORGANICS\organic\voa\V5.i\050513.B\V5F9951.D  
Report Date: 25-May-2005 10:48

Mitkem Corporation

CLP OLM 3/4.X / ASP 95-1 Low Soil - Heated Purge  
Data file : \\AVOGADRO\ORGANICS\organic\voa\V5.i\050513.B\V5F9951.D  
Lab Smp Id: D0529-01C Client Smp ID: B-390  
Inj Date : 13-MAY-2005 15:46  
Operator : JC SRC: LIMS  
Smp Info : ,D0529-01C,,18114 Inst ID: v5.i  
Misc Info :  
Comment :  
Method : \\AVOGADRO\ORGANICS\organic\voa\V5.i\050513.B\v5clp4h.m  
Meth Date : 25-May-2005 10:43 mtl Quant Type: ISTD  
Cal Date : 13-MAY-2005 10:09 Cal File: V5F9941.D ✓  
Als bottle: 11  
Dil Factor: 1.00000  
Integrator: HP RTE  
Target Version: 4.03 Compound Sublist: CLP4.sub  
Processing Host: TARGET3

Concentration Formula:  $\text{Amt} * \text{DF} * \text{Uf} * 5 / (\text{Ws} * (100 - \text{M}) / 100)$

Name	Value	Description
DF	1.000	Dilution Factor
Uf	1.000	ng unit correction factor
Ws	5.100	Weight of sample (g)
M	17.000	% Moisture (not decanted)

Compounds	QUANT SIG			CONCENTRATIONS			
	MASS	RT	EXP RT	REL RT	RESPONSE	ON-COLUMN ( ug/L)	FINAL (ug/Kg)
12 Methylene Chloride	84	3.658	3.645	(0.715)	35302	2.97295	4 (a)
17 cis-1,2-Dichloroethene	96	4.879	4.876	(0.954)	14228	1.13417	1 (a)
* 18 Bromochloromethane	128	5.115	5.112	(1.000)	355616	50.0000	
\$ 23 1,2-Dichloroethane-d4	65	5.667	5.674	(1.108)	708680	48.4089	57
* 26 1,4-Difluorobenzene	114	6.110	6.107	(1.000)	1759581	50.0000	
27 Trichloroethene	130	6.376	6.373	(1.044)	53100	4.04175	5 (a)
\$ 33 Toluene-d8	98	7.627	7.624	(0.829)	1891968	47.9467	57
37 Tetrachloroethene	164	8.297	8.294	(0.902)	10860429	1031.83	1200 (A)
* 42 Chlorobenzene-d5	117	9.203	9.200	(1.000)	1628523	50.0000	
\$ 50 Bromofluorobenzene	95	10.552	10.549	(1.147)	804614	49.8124	59

QC Flag Legend

a - Target compound detected but, quantitated amount  
Below Limit Of Quantitation (BLOQ).

SB  
5/25/05

Data File: \\AVOGADRO\ORGANICS\organic\voa\V5.i\050513.B\V5F9951.D  
Report Date: 25-May-2005 10:48

QC Flag Legend

A - Target compound detected but, quantitated amount  
exceeded maximum amount.

Data File: \\AVOGADRO\ORGANICS\organic\voa\V5.i\050513.B\V5F9951.D  
Report Date: 25-May-2005 10:48

Mitkem Corporation

CLP OLM 3/4.X / ASP 95-1 Low Soil - Heated Purge  
Data file : \\AVOGADRO\ORGANICS\organic\voa\V5.i\050513.B\V5F9951.D  
Lab Smp Id: D0529-01C Client Smp ID: B-390  
Inj Date : 13-MAY-2005 15:46  
Operator : JC SRC: LIMS Inst ID: v5.i  
Smp Info : ,D0529-01C,,18114  
Misc Info :  
Comment :  
Method : \\AVOGADRO\ORGANICS\organic\voa\V5.i\050513.B\v5clp4h.m  
Meth Date : 25-May-2005 10:43 mtl Quant Type: ISTD  
Cal Date : 13-MAY-2005 10:09 Cal File: V5F9941.D  
Als bottle: 11  
Dil Factor: 1.00000  
Integrator: HP RTE Compound Sublist: CLP4.sub  
Target Version: 4.03  
Processing Host: TARGET3

- NO TENTATIVELY IDENTIFIED COMPOUNDS -

Data File: \\AVOGADRO\ORGANICS\organic\voa\5.i\050513.B\5F9951.D

Date : 13-MAY-2005 15:46

Client ID: B-390

Sample Info: ,D0529-01C,,18114

Instrument: v5.i

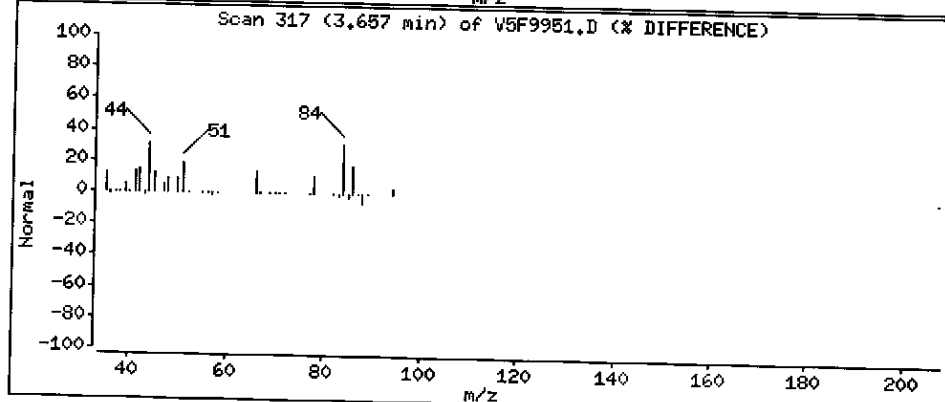
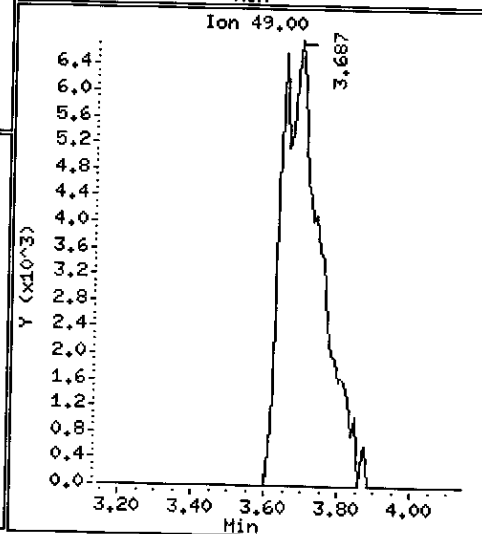
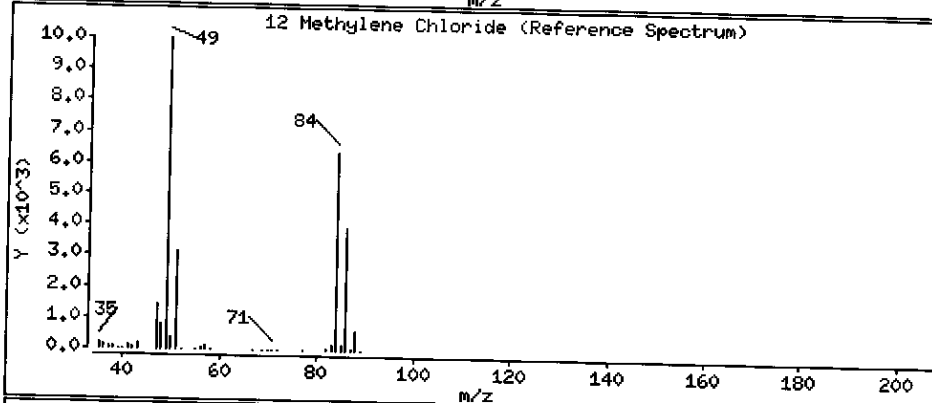
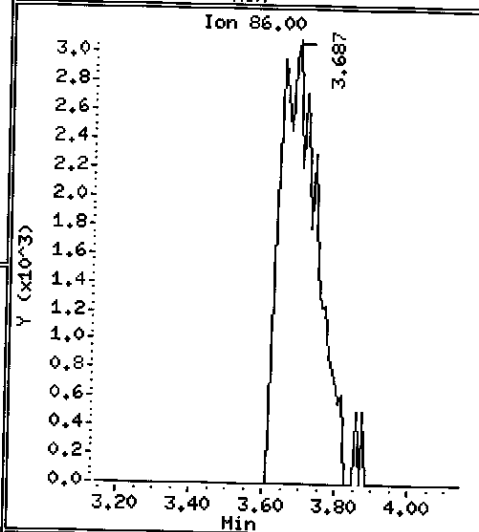
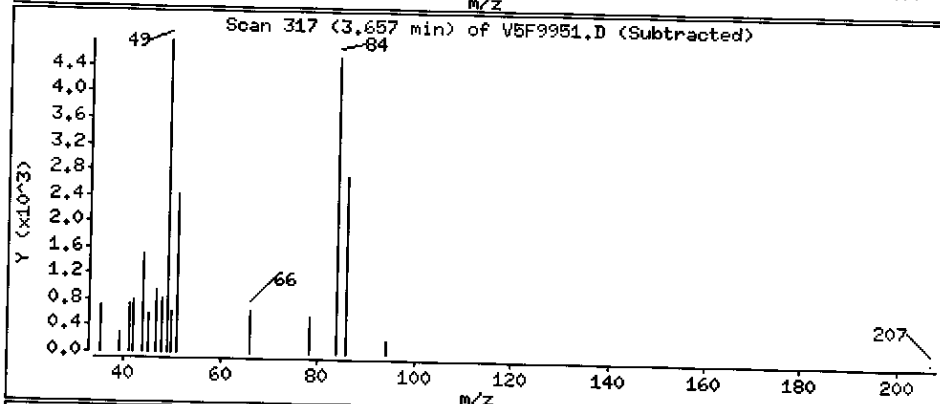
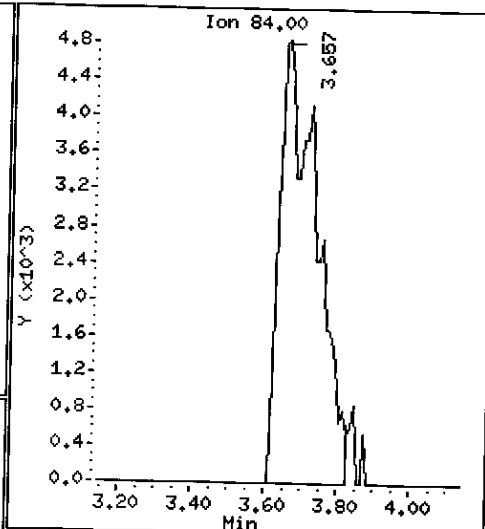
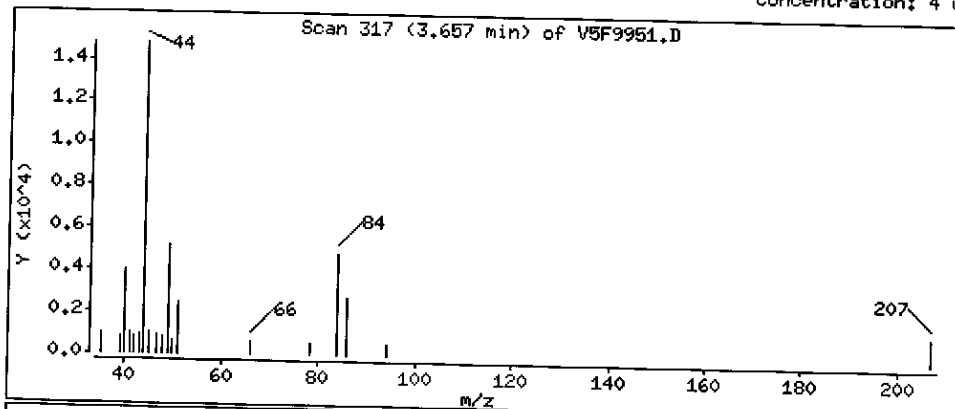
Column phase: DB-624

Operator: JC SRC: LIMS

Column diameter: 0.25

12 Methylene Chloride

Concentration: 4 ug/Kg



Data File: \\AVOGADRO\ORGANICS\organic\voa\5.i\050513.B\5F9951.D

Date : 13-MAY-2005 15:46

Client ID: B-390

Instrument: v5.i

Sample Info: ,D0529-01C,,18114

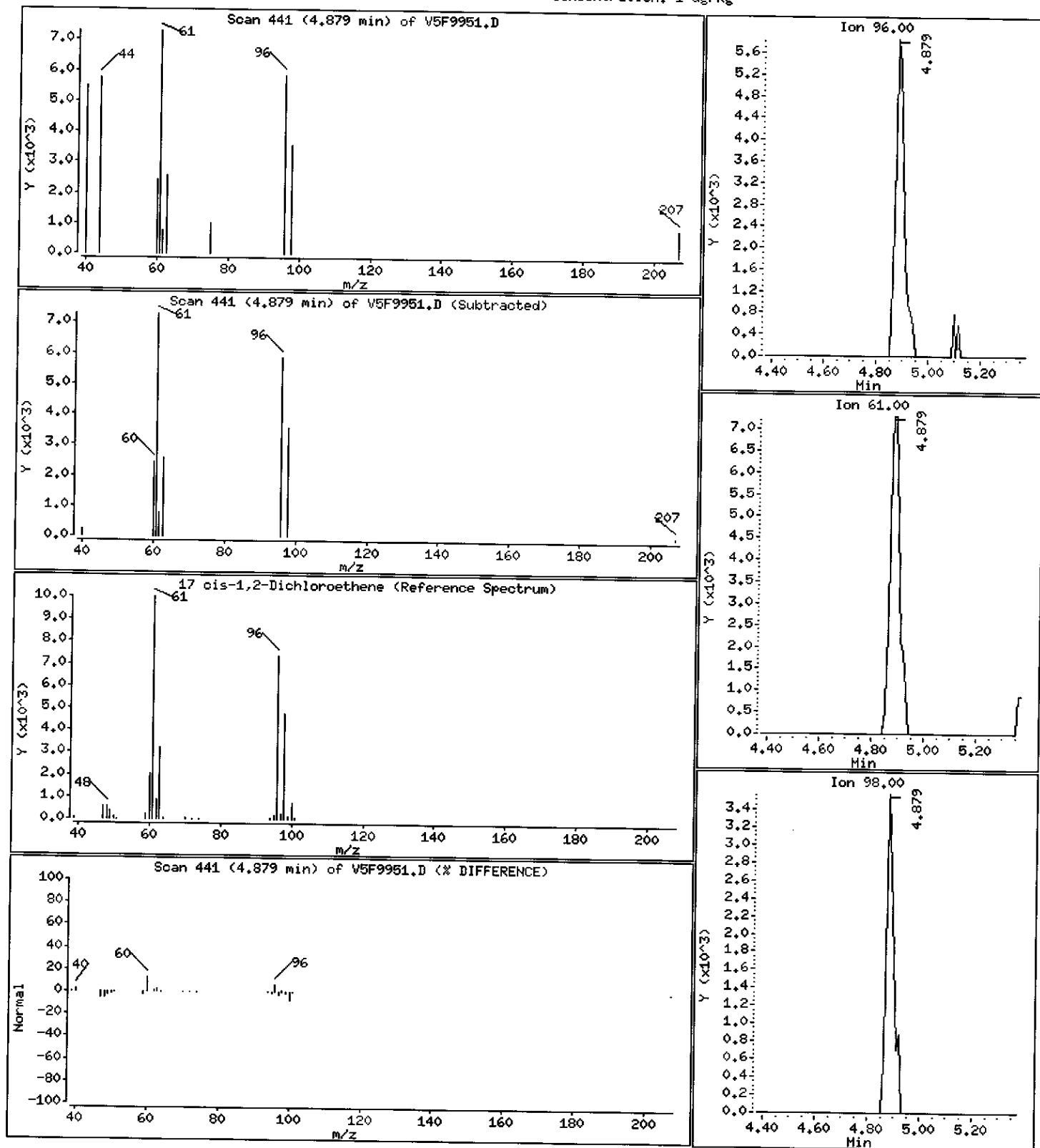
Operator: JC SRC: LIMS

Column phase: DB-624

Column diameter: 0.25

17 cis-1,2-Dichloroethene

Concentration: 1 ug/Kg



Data File: \\AVOGADRO\ORGANICS\organic\voa\V5.i\050513.B\VF9951.D

Date : 13-MAY-2005 15:46

Client ID: B-390

Sample Info: ,D0529-01C,,18114

Instrument: v5.i

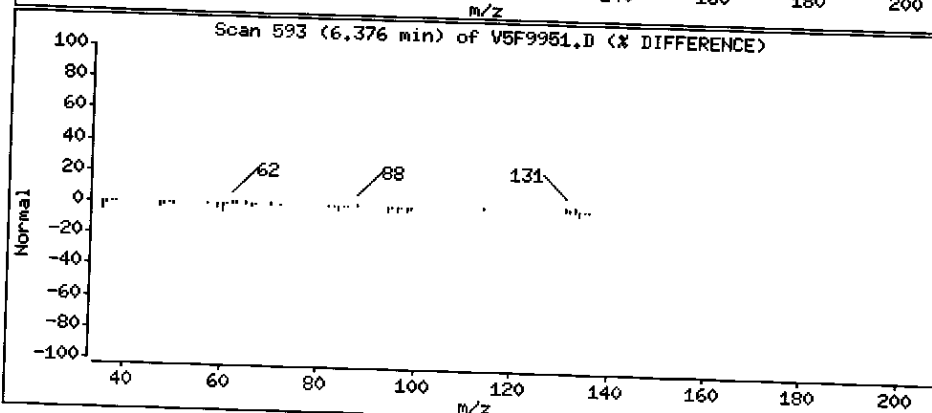
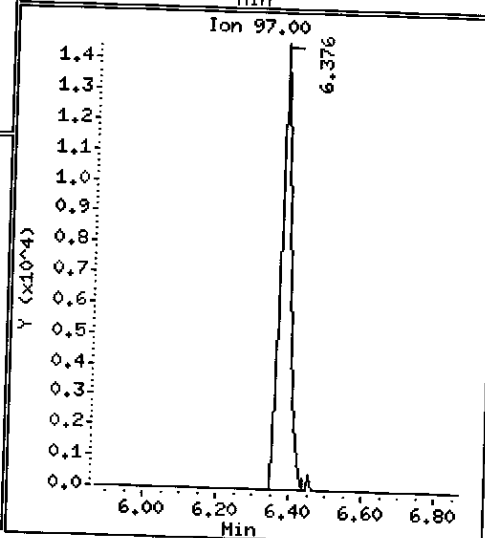
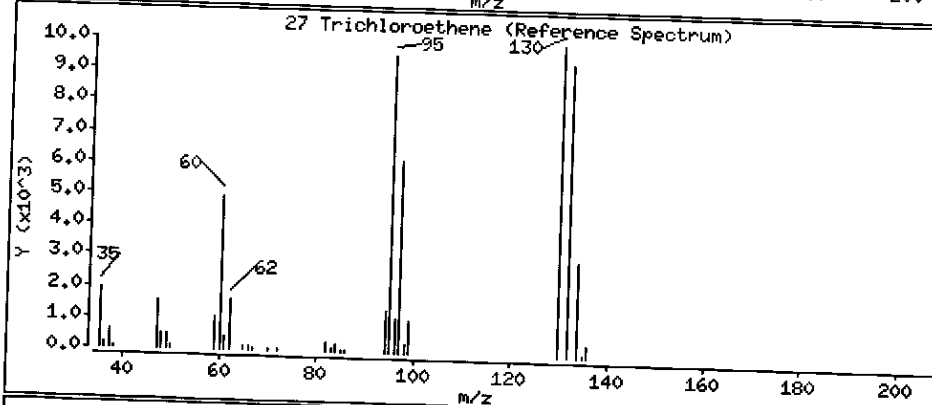
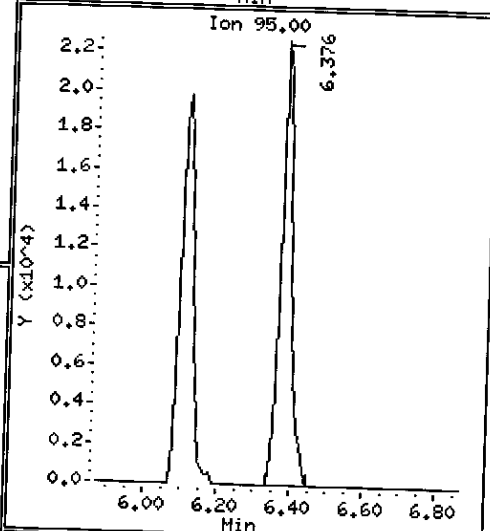
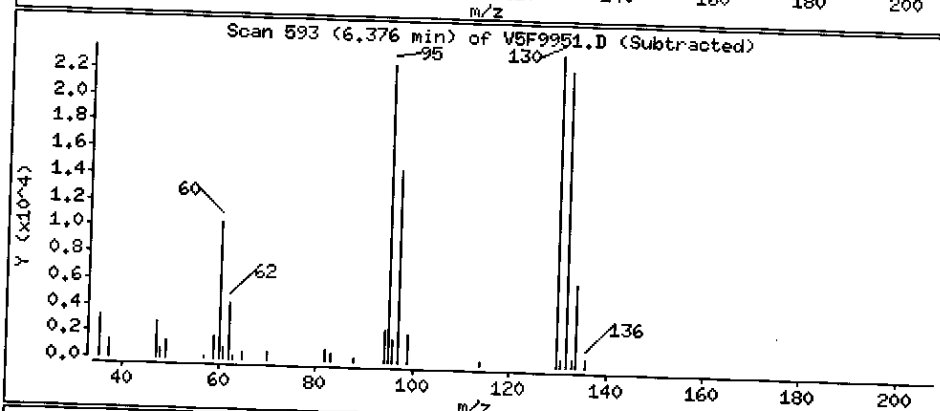
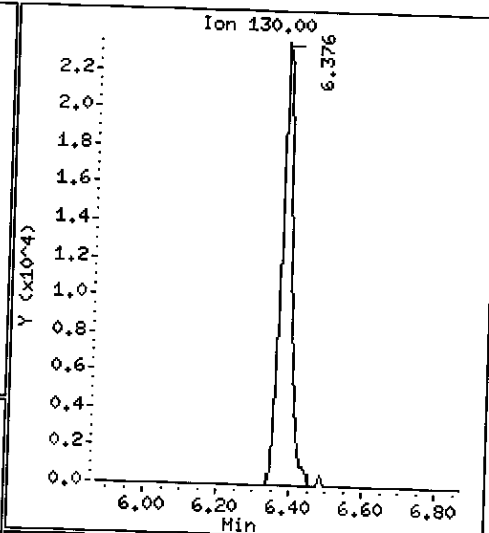
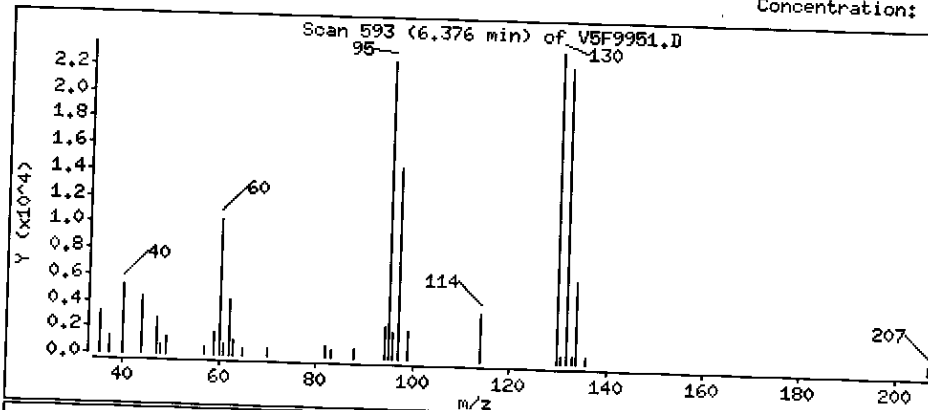
Column phase: DB-624

Operator: JC SRC: LIMS

Column diameter: 0.25

27 Trichloroethene

Concentration: 5 ug/Kg





Data File: \\AVOGADRO\ORGANICS\organic\voa\V5.i\050513.B\VF9951.D

Date : 13-MAY-2005 15:46

Client ID: B-390

Instrument: v5.i

Sample Info: ,D0529-01C,,18114

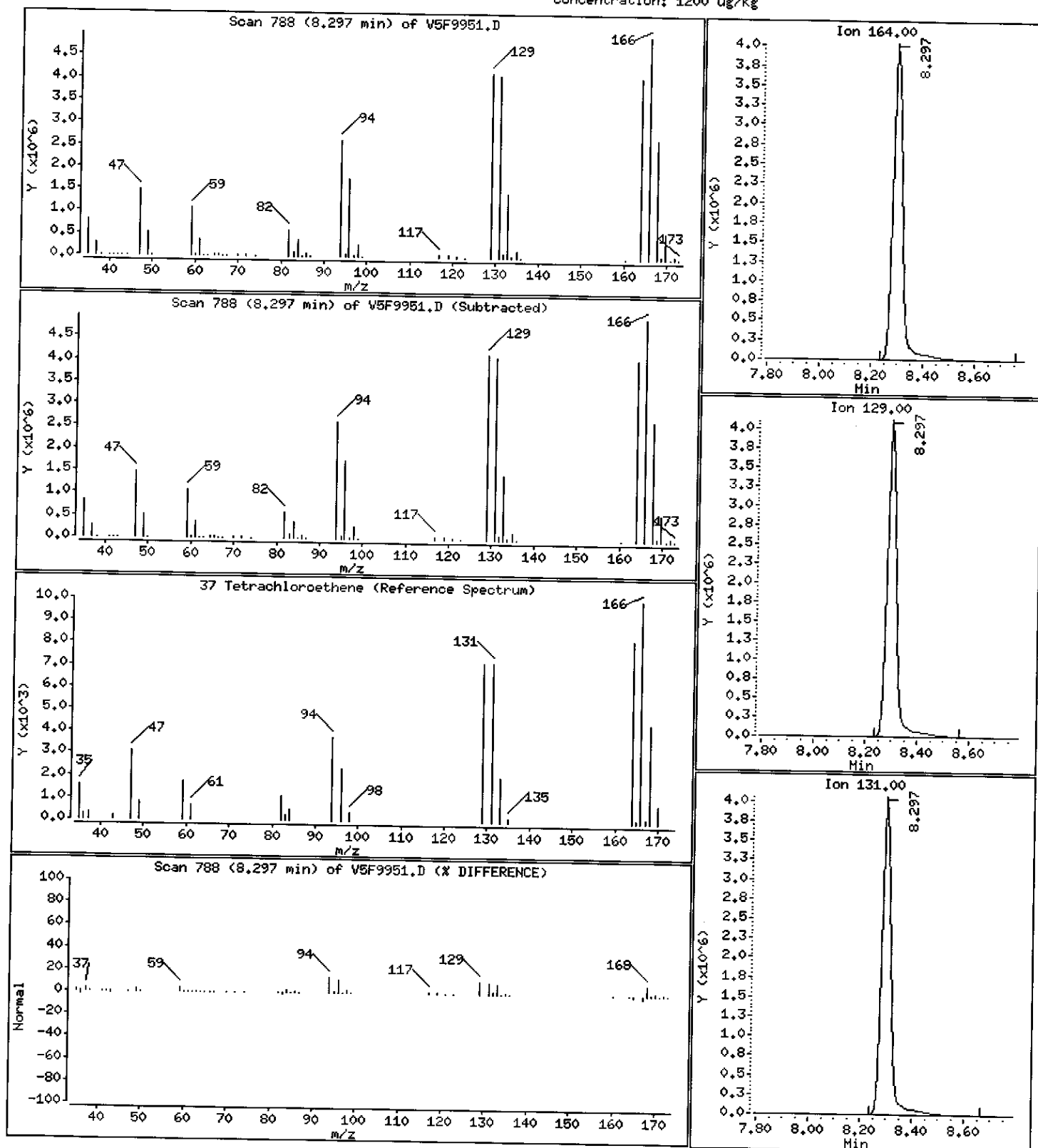
Operator: JC SRC: LIMS

Column phase: DB-624

Column diameter: 0.25

37 Tetrachloroethene

Concentration: 1200 ug/Kg



1A  
VOLATILE ORGANICS ANALYSIS DATA SHEET

EPA SAMPLE NO.

B-390DL

Lab Name: MITKEM CORPORATION

Contract: \_\_\_\_\_

Lab Code: MITKEM Case No.: \_\_\_\_\_

SAS No.: \_\_\_\_\_ SDG No.: MD0529

Matrix: (soil/water) SOIL

Lab Sample ID: D0529-01CDL

Sample wt/vol: 4.0(g/mL) G

Lab File ID: V6D6156

Level: (low/med) MED

Date Received: 05/07/05

% Moisture: not dec. 17

Date Analyzed: 05/16/05

GC Column: DB-624 ID: 0.25 (mm)

Dilution Factor: 1.0

Soil Extract Volume: 10000(uL)

Soil Aliquot Volume: 100(uL)

CAS NO. COMPOUND

CONCENTRATION UNITS:  
(ug/L or ug/Kg) UG/KG Q

75-71-8	Dichlorodifluoromethane	1500	U
74-87-3	Chloromethane	1500	U
75-01-4	Vinyl Chloride	1500	U
74-83-9	Bromomethane	1500	U
75-00-3	Chloroethane	1500	U
75-69-4	Trichlorofluoromethane	1500	U
75-35-4	1,1-Dichloroethene	1500	U
76-13-1	1,1,2-Trichloro-1,2,2-trifluoroethane	1500	U
67-64-1	Acetone	1500	U
75-15-0	Carbon Disulfide	1500	U
79-20-9	Methyl Acetate	1500	U
75-09-2	Methylene Chloride	1500	U
156-60-5	trans-1,2-Dichloroethene	1500	U
1634-04-4	Methyl tert-Butyl Ether	1500	U
75-34-3	1,1-Dichloroethane	1500	U
156-59-2	cis-1,2-Dichloroethene	1500	U
78-93-3	2-Butanone	1500	U
67-66-3	Chloroform	1500	U
71-55-6	1,1,1-Trichloroethane	1500	U
110-82-7	Cyclohexane	1500	U
56-23-5	Carbon Tetrachloride	1500	U
71-43-2	Benzene	1500	U
107-06-2	1,2-Dichloroethane	1500	U

1B  
VOLATILE ORGANICS ANALYSIS DATA SHEET

EPA SAMPLE NO.

Lab Name: MITKEM CORPORATION

Contract: \_\_\_\_\_

B-390DL

Lab Code: MITKEM Case No.: \_\_\_\_\_

SAS No.: \_\_\_\_\_ SDG No.: MD0529

Matrix: (soil/water) SOIL

Lab Sample ID: D0529-01CDL

Sample wt/vol: 4.0(g/mL) G

Lab File ID: V6D6156

Level: (low/med) MED

Date Received: 05/07/05

% Moisture: not dec. 17

Date Analyzed: 05/16/05

GC Column: DB-624 ID: 0.25 (mm)

Dilution Factor: 1.0

Soil Extract Volume: 10000 (uL)

Soil Aliquot Volume: 100 (uL)

CAS NO. COMPOUND

CONCENTRATION UNITS:  
(ug/L or ug/Kg) UG/KG Q

79-01-6	Trichloroethene	1500	U
108-87-2	Methylcyclohexane	1500	U
78-87-5	1,2-Dichloropropane	1500	U
75-27-4	Bromodichloromethane	1500	U
10061-01-5	cis-1,3-Dichloropropene	1500	U
108-10-1	4-Methyl-2-Pentanone	1500	U
108-88-3	Toluene	1500	U
10061-02-6	trans-1,3-Dichloropropene	1500	U
79-00-5	1,1,2-Trichloroethane	1500	U
127-18-4	Tetrachloroethene	1500	U
591-78-6	2-Hexanone	14000	D
124-48-1	Dibromochloromethane	1500	U
106-93-4	1,2-Dibromoethane	1500	U
108-90-7	Chlorobenzene	1500	U
100-41-4	Ethylbenzene	1500	U
1330-20-7	Xylene (Total)	1500	U
100-42-5	Styrene	1500	U
75-25-2	Bromoform	1500	U
98-82-8	Isopropylbenzene	1500	U
79-34-5	1,1,2,2-Tetrachloroethane	1500	U
541-73-1	1,3-Dichlorobenzene	1500	U
106-46-7	1,4-Dichlorobenzene	1500	U
95-50-1	1,2-Dichlorobenzene	1500	U
96-12-8	1,2-Dibromo-3-chloropropane	1500	U
120-82-1	1,2,4-Trichlorobenzene	1500	U

1F  
VOLATILE ORGANICS ANALYSIS DATA SHEET  
TENTATIVELY IDENTIFIED COMPOUNDS

EPA SAMPLE NO.

B-390DL

Lab Name: MITKEM CORPORATION Contract: \_\_\_\_\_

Lab Code: MITKEM Case No.: \_\_\_\_\_ SAS No.: \_\_\_\_\_ SDG No.: MD0529

Matrix: (soil/water) SOIL

Lab Sample ID: D0529-01CDL

Sample wt/vol: 4.0 (g/mL) G

Lab File ID: V6D6156

Level: (low/med) MED

Date Received: 05/07/05

% Moisture: not dec. 17

Date Analyzed: 05/16/05

GC Column: DB-624 ID: 0.25 (mm)

Dilution Factor: 1.0

Soil Extract Volume: 10000 (uL)

Soil Aliquot Volume: 100 (uL)

Number TICs found: 0

CONCENTRATION UNITS:  
(ug/L or ug/Kg) ug/Kg

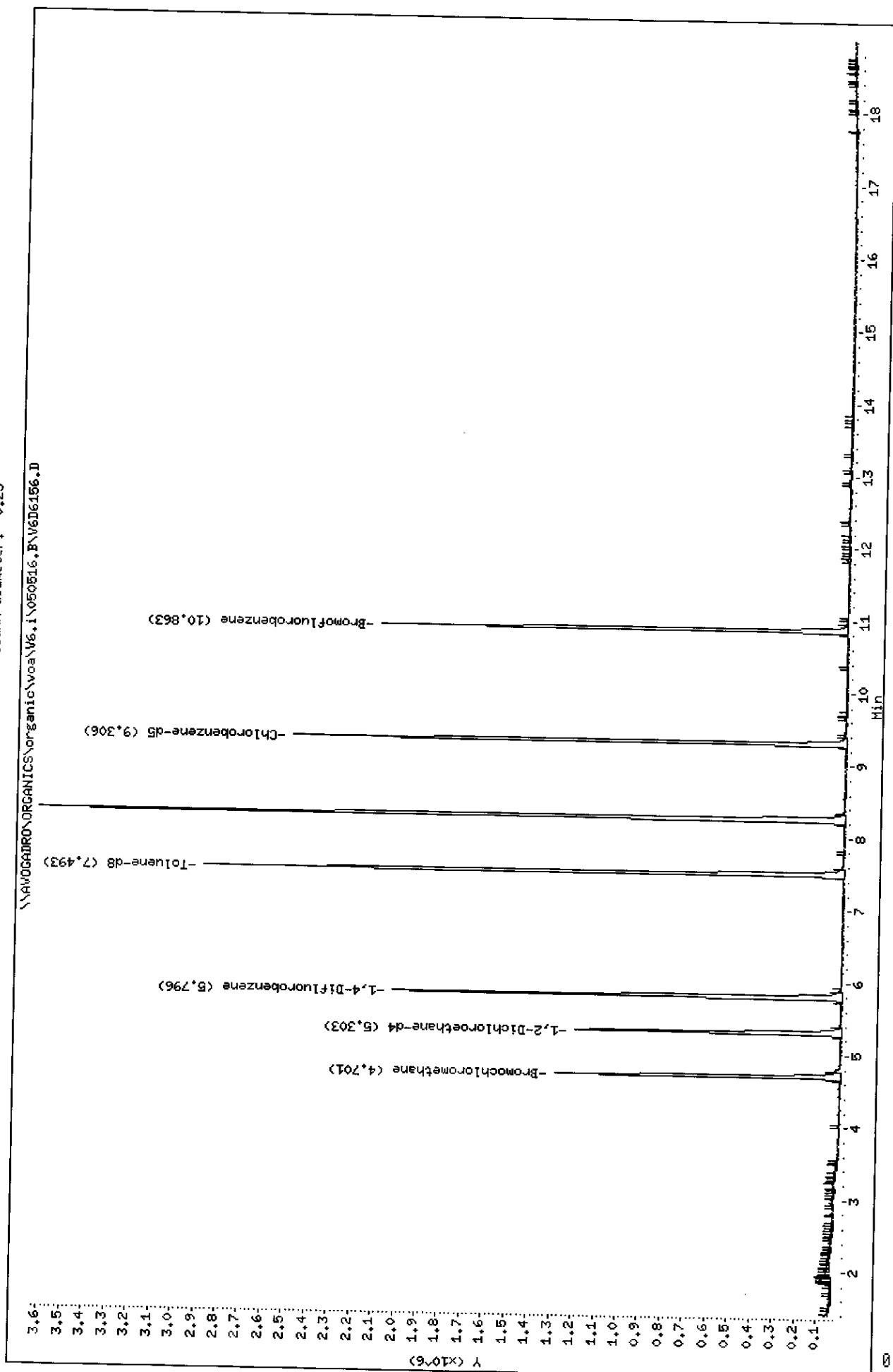
CAS NUMBER	COMPOUND NAME	RT	EST. CONC.	Q
1.				
2.				
3.				
4.				
5.				
6.				
7.				
8.				
9.				
10.				
11.				
12.				
13.				
14.				
15.				
16.				
17.				
18.				
19.				
20.				
21.				
22.				
23.				
24.				
25.				
26.				
27.				
28.				
29.				
30.				

Data File: \\AVOCADRO\ORGANICS\organic\voa\V6.i\050516.B\V6D6156.D  
Date : 16-MAY-2005 18:48  
Client ID: B-390DL  
Sample Info: ,D0529-01CML,,18128

Instrument: V6.i

Operator: V6 SRC: V6  
Column diameter: 0.25

Column phase: DB-624



Data File: \\AVOGADRO\ORGANICS\organic\voa\V6.i\050516.B\V6D6156.D  
Report Date: 25-May-2005 12:20

Mitkem Corporation

CLP OLM4.X - Water and Medium Soils

Data file : \\AVOGADRO\ORGANICS\organic\voa\V6.i\050516.B\V6D6156.D  
Lab Smp Id: D0529-01CDL Client Smp ID: B-390DL  
Inj Date : 16-MAY-2005 18:48  
Operator : V6 SRC: V6 Inst ID: V6.i  
Smp Info : ,D0529-01CDL,,18128  
Misc Info : ,1,2  
Comment :  
Method : \\AVOGADRO\ORGANICS\organic\voa\V6.i\050516.B\v6clp4s.m  
Meth Date : 25-May-2005 11:36 mtl Quant Type: ISTD  
Cal Date : 16-MAY-2005 10:18 Cal File: V6D6141.D ✓  
Als bottle: 10  
Dil Factor: 1.00000  
Integrator: HP RTE Compound Sublist: CLP4.sub  
Target Version: 4.03  
Processing Host: TARGET3

Concentration Formula:

$$\text{Amt} * \text{DF} * \text{Uf} * ((\text{Vt} + \text{Ws} * \text{M} / 100) * 5) / (\text{Va} * \text{Ws} * ((100 - \text{M}) / 100))$$

Name	Value	Description
DF	1.000	Dilution Factor
Uf	1.000	ng unit correction factor
Ws	4.000 ✓	Weight of sample extracted (g)
M	17.000 ✓	% Moisture (not decanted)
Vt	10000.000 ✓	Methanol extract volume (uL)
Va	100.000	Aliquot of methanol (uL)

Compounds	QUANT SIG				CONCENTRATIONS		
	MASS	RT	EXP RT	REL RT	RESPONSE	ON-COLUMN ( ug/L)	FINAL (ug/Kg)
* 18 Bromochloromethane	128	4.701	4.700	(1.000)	349266	50.0000	
\$ 23 1,2-Dichloroethane-d4	65	5.303	5.302	(1.128)	939925	46.4714	7000
* 26 1,4-Difluorobenzene	114	5.796	5.795	(1.000)	1720031	50.0000	
\$ 33 Toluene-d8	98	7.493	7.492	(0.805)	2144843	48.4329	7300
37 Tetrachloroethene	164	8.254	8.259	(0.887)	994841	95.4167	14000
* 42 Chlorobenzene-d5	117	9.306	9.305	(1.000)	1627737	50.0000	
\$ 50 Bromofluorobenzene	95	10.863	10.863	(1.167)	829884	47.1411	7100

③  
5/25/05

Data File: \\AVOGADRO\ORGANICS\organic\voa\V6.i\050516.B\V6D6156.D  
Report Date: 25-May-2005 12:20

Mitkem Corporation

CLP OLM4.X - Water and Medium Soils  
Data file : \\AVOGADRO\ORGANICS\organic\voa\V6.i\050516.B\V6D6156.D  
Lab Smp Id: D0529-01CDL Client Smp ID: B-390DL  
Inj Date : 16-MAY-2005 18:48  
Operator : V6 SRC: V6 Inst ID: V6.i  
Smp Info : ,D0529-01CDL,,18128  
Misc Info : ,1,2  
Comment :  
Method : \\AVOGADRO\ORGANICS\organic\voa\V6.i\050516.B\v6clp4s.m  
Meth Date : 25-May-2005 11:36 mtl Quant Type: ISTD  
Cal Date : 16-MAY-2005 10:18 Cal File: V6D6141.D  
Als bottle: 10  
Dil Factor: 1.00000  
Integrator: HP RTE  
Target Version: 4.03 Compound Sublist: CLP4.sub  
Processing Host: TARGET3

- NO TENTATIVELY IDENTIFIED COMPOUNDS -

Data File: \\AVOCADRO\ORGANICS\organic\voa\V6.i\050516.B\V6D6156.D

Date : 16-MAY-2005 18:48

Client ID: B-390DL

Sample Info: ,D0529-01CDL,,18128

Instrument: V6.i

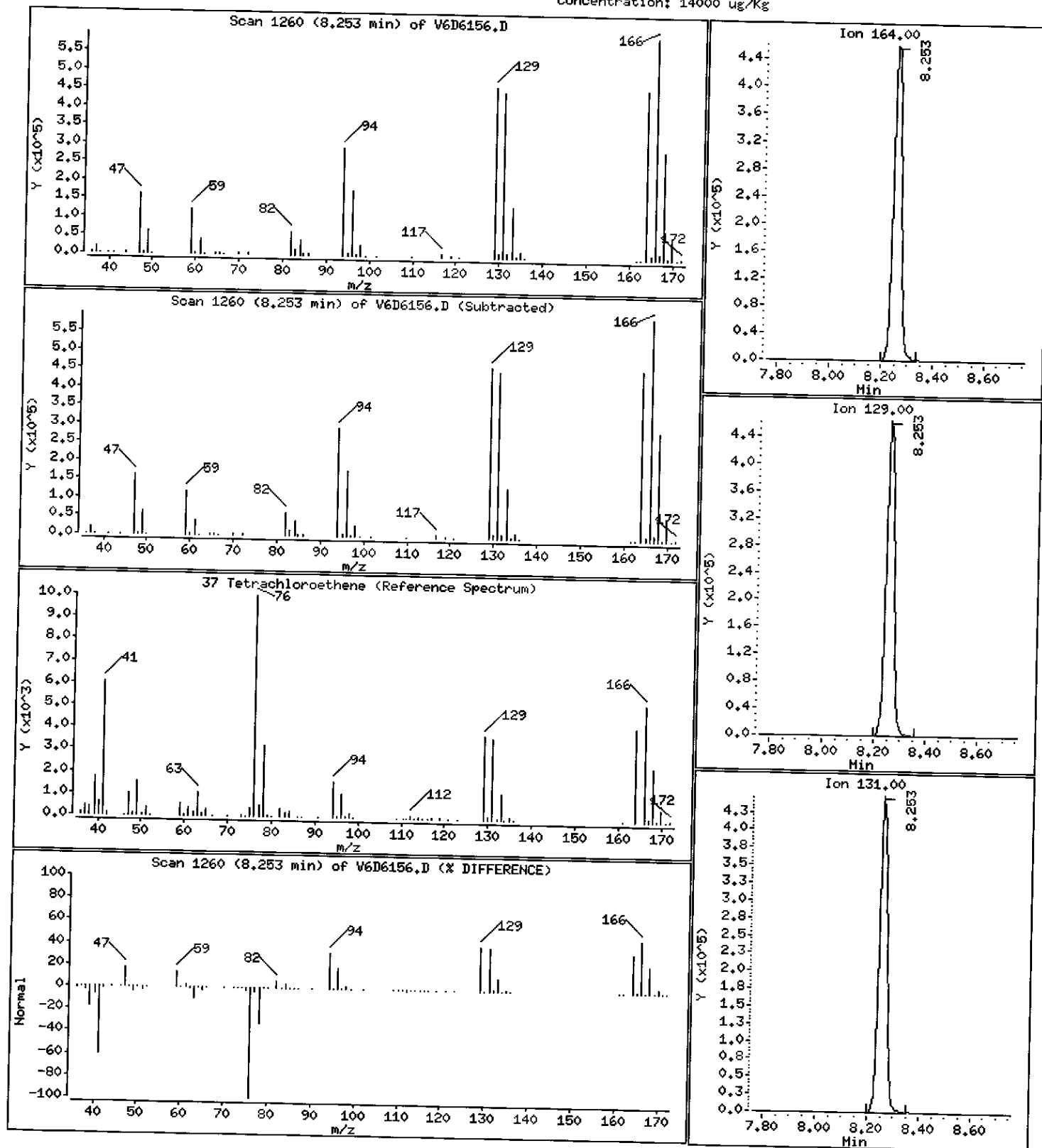
Column phase: DB-624

Operator: V6 SRC: V6

Column diameter: 0.25

37 Tetrachloroethene

Concentration: 14000 ug/Kg





1A  
VOLATILE ORGANICS ANALYSIS DATA SHEET

EPA SAMPLE NO.

RINSATE

Lab Name: MITKEM CORPORATION

Contract: \_\_\_\_\_

Lab Code: MITKEM

Case No.: \_\_\_\_\_

SAS No.: \_\_\_\_\_

SDG No.: MD0529

Matrix: (soil/water) WATER

Lab Sample ID: D0529-03A

Sample wt/vol: 5.000 (g/mL) ML

Lab File ID: V6D6128

Level: (low/med) LOW

Date Received: 05/07/05

% Moisture: not dec. \_\_\_\_\_

Date Analyzed: 05/13/05

GC Column: DB-624 ID: 0.25 (mm)

Dilution Factor: 1.0

Soil Extract Volume: \_\_\_\_\_ (uL)

Soil Aliquot Volume: \_\_\_\_\_ (uL)

CAS NO.

COMPOUND

CONCENTRATION UNITS:  
(ug/L or ug/Kg) UG/L Q

75-71-8	Dichlorodifluoromethane	10	U
74-87-3	Chloromethane	10	U
75-01-4	Vinyl Chloride	10	U
74-83-9	Bromomethane	10	U
75-00-3	Chloroethane	10	U
75-69-4	Trichlorofluoromethane	10	U
75-35-4	1,1-Dichloroethene	10	U
76-13-1	1,1,2-Trichloro-1,2,2-trifluoroethane	10	U
67-64-1	Acetone	10	U
75-15-0	Carbon Disulfide	10	U
79-20-9	Methyl Acetate	10	U
75-09-2	Methylene Chloride	10	U
156-60-5	trans-1,2-Dichloroethene	10	U
1634-04-4	Methyl tert-Butyl Ether	10	U
75-34-3	1,1-Dichloroethane	10	U
156-59-2	cis-1,2-Dichloroethene	10	U
78-93-3	2-Butanone	10	U
67-66-3	Chloroform	10	U
71-55-6	1,1,1-Trichloroethane	10	U
110-82-7	Cyclohexane	10	U
56-23-5	Carbon Tetrachloride	10	U
71-43-2	Benzene	10	U
107-06-2	1,2-Dichloroethane	10	U

1B  
VOLATILE ORGANICS ANALYSIS DATA SHEET

EPA SAMPLE NO.

Lab Name: MITKEM CORPORATION

Contract: \_\_\_\_\_

RINSATE

Lab Code: MITKEM

Case No.: \_\_\_\_\_

SAS No.: \_\_\_\_\_

SDG No.: MD0529

Matrix: (soil/water) WATER

Lab Sample ID: D0529-03A

Sample wt/vol: 5.000 (g/mL) ML

Lab File ID: V6D6128

Level: (low/med) LOW

Date Received: 05/07/05

% Moisture: not dec. \_\_\_\_\_

Date Analyzed: 05/13/05

GC Column: DB-624 ID: 0.25 (mm)

Dilution Factor: 1.0

Soil Extract Volume: \_\_\_\_\_ (uL)

Soil Aliquot Volume: \_\_\_\_\_ (uL)

CAS NO.

COMPOUND

CONCENTRATION UNITS:  
(ug/L or ug/Kg) UG/L Q

79-01-6	Trichloroethene	10	U
108-87-2	Methylcyclohexane	10	U
78-87-5	1,2-Dichloropropane	10	U
75-27-4	Bromodichloromethane	10	U
10061-01-5	cis-1,3-Dichloropropene	10	U
108-10-1	4-Methyl-2-Pentanone	10	U
108-88-3	Toluene	10	U
10061-02-6	trans-1,3-Dichloropropene	10	U
79-00-5	1,1,2-Trichloroethane	10	U
127-18-4	Tetrachloroethene	10	U
591-78-6	2-Hexanone	10	U
124-48-1	Dibromochloromethane	10	U
106-93-4	1,2-Dibromoethane	10	U
108-90-7	Chlorobenzene	10	U
100-41-4	Ethylbenzene	10	U
1330-20-7	Xylene (Total)	10	U
100-42-5	Styrene	10	U
75-25-2	Bromoform	10	U
98-82-8	Isopropylbenzene	10	U
79-34-5	1,1,2,2-Tetrachloroethane	10	U
541-73-1	1,3-Dichlorobenzene	10	U
106-46-7	1,4-Dichlorobenzene	10	U
95-50-1	1,2-Dichlorobenzene	10	U
96-12-8	1,2-Dibromo-3-chloropropane	10	U
120-82-1	1,2,4-Trichlorobenzene	10	U

1F  
VOLATILE ORGANICS ANALYSIS DATA SHEET  
TENTATIVELY IDENTIFIED COMPOUNDS

EPA SAMPLE NO.

RINSATE

Lab Name: MITKEM CORPORATION Contract: \_\_\_\_\_

Lab Code: MITKEM Case No.: \_\_\_\_\_ SAS No.: \_\_\_\_\_ SDG No.: MD0529

Matrix: (soil/water) WATER Lab Sample ID: D0529-03A

Sample wt/vol: 5.000 (g/mL) ML Lab File ID: V6D6128

Level: (low/med) LOW Date Received: 05/07/05

% Moisture: not dec. \_\_\_\_\_ Date Analyzed: 05/13/05

GC Column: DB-624 ID: 0.25 (mm) Dilution Factor: 1.0

Soil Extract Volume: \_\_\_\_\_ (uL) Soil Aliquot Volume: \_\_\_\_\_ (uL)

Number TICs found: 0

CONCENTRATION UNITS:  
(ug/L or ug/Kg) ug/L

CAS NUMBER	COMPOUND NAME	RT	EST. CONC.	Q
1.				
2.				
3.				
4.				
5.				
6.				
7.				
8.				
9.				
10.				
11.				
12.				
13.				
14.				
15.				
16.				
17.				
18.				
19.				
20.				
21.				
22.				
23.				
24.				
25.				
26.				
27.				
28.				
29.				
30.				

Data File: \\AVOCADRO\ORGANICS\organic\voa\6.i\050513.B\6D6128.D

Date : 13-MAY-2005 20:04

Client ID: RINSATE

Sample Info: ,D0529-03A,RINSATE,18113

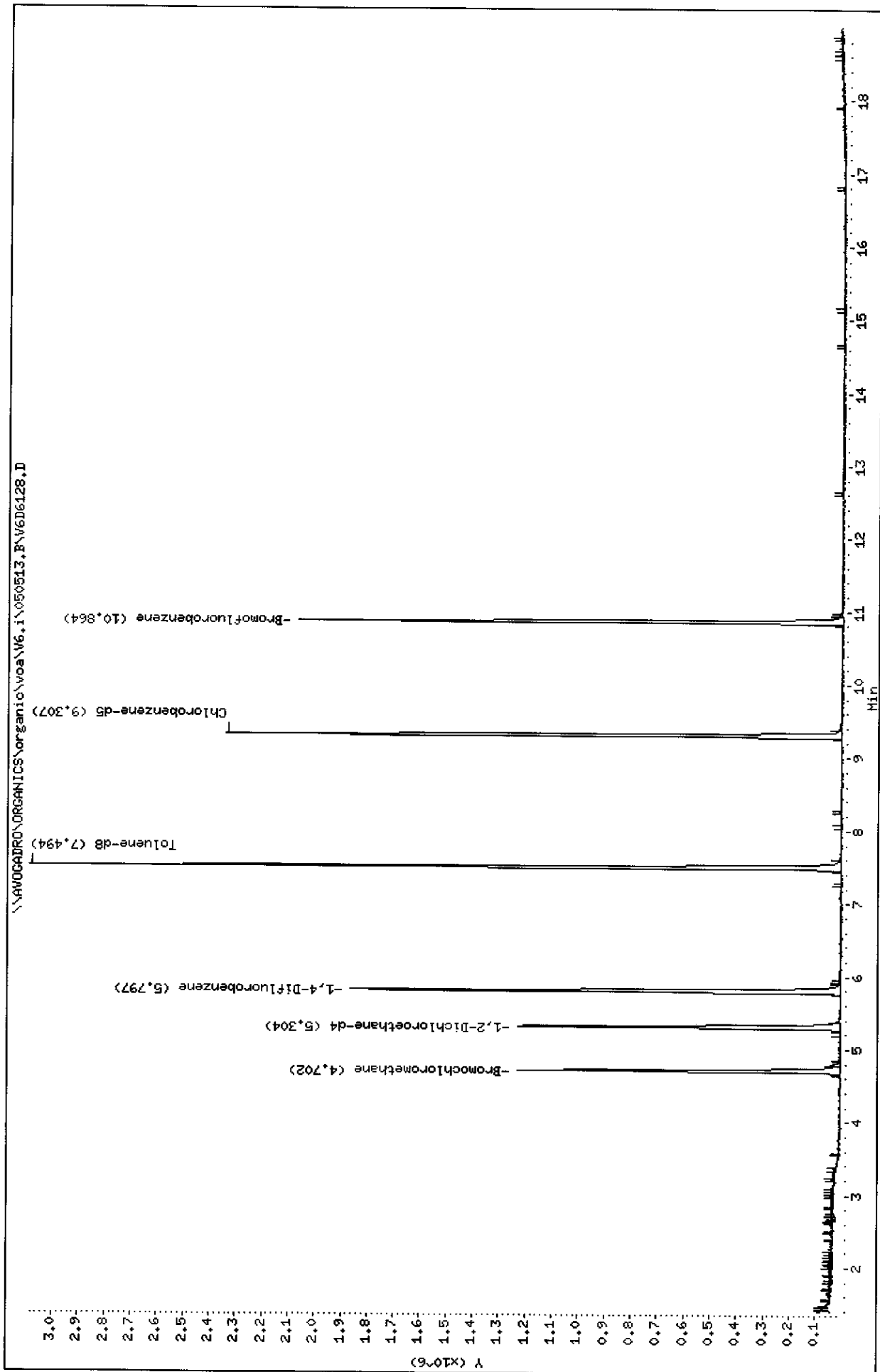
Purge Volume: 5.0

Column phase: DB-624

Instrument: V6.i

Operator: V6 SRC: LIMS

Column diameter: 0.25



Data File: \\AVOGADRO\ORGANICS\organic\voa\V6.i\050513.B\V6D6128.D  
 Report Date: 25-May-2005 12:01

Mitkem Corporation

CLP OLM4.X - Water and Medium Soils  
 Data file : \\AVOGADRO\ORGANICS\organic\voa\V6.i\050513.B\V6D6128.D  
 Lab Smp Id: D0529-03A Client Smp ID: RINSATE  
 Inj Date : 13-MAY-2005 20:04  
 Operator : V6 SRC: LIMS Inst ID: V6.i  
 Smp Info : ,D0529-03A,RINSATE,18113  
 Misc Info :  
 Comment :  
 Method : \\AVOGADRO\ORGANICS\organic\voa\V6.i\050513.B\v6clp4s.m  
 Meth Date : 25-May-2005 11:58 mtl Quant Type: ISTD  
 Cal Date : 13-MAY-2005 10:47 Cal File: V6D6112.D ✓  
 Als bottle: 18  
 Dil Factor: 1.00000  
 Integrator: HP RTE  
 Target Version: 4.03 Compound Sublist: CLP4.sub  
 Processing Host: TARGET3

Concentration Formula: Amt \* DF \* Uf \* 5/Vo

Name	Value	Description
DF	1.000	Dilution Factor
Uf	1.000	ng unit correction factor
Vo	5.000	Sample Volume purged (mL)

Compounds	QUANT SIG	MASS	RT	EXP RT	REL RT	RESPONSE	CONCENTRATIONS	
							ON-COLUMN ( ug/L)	FINAL ( ug/L)
* 18 Bromochloromethane	128	4.702	4.702	(1.000)	332774	50.0000		
\$ 23 1,2-Dichloroethane-d4	65	5.304	5.304	(1.128)	981776	53.2042	53	
* 26 1,4-Difluorobenzene	114	5.797	5.797	(1.000)	1584616	50.0000		
\$ 33 Toluene-d8	98	7.494	7.494	(0.805)	2236442	52.7606	53	
* 42 Chlorobenzene-d5	117	9.307	9.307	(1.000)	1496596	50.0000		
\$ 50 Bromofluorobenzene	95	10.864	10.858	(1.167)	809359	50.5213	51	

Ⓟ

5/25/05

Data File: \\AVOGADRO\ORGANICS\organic\voa\V6.i\050513.B\V6D6128.D  
Report Date: 25-May-2005 12:01

Mitkem Corporation

CLP OLM4.X - Water and Medium Soils  
Data file : \\AVOGADRO\ORGANICS\organic\voa\V6.i\050513.B\V6D6128.D  
Lab Smp Id: D0529-03A Client Smp ID: RINSATE  
Inj Date : 13-MAY-2005 20:04  
Operator : V6 SRC: LIMS Inst ID: V6.i  
Smp Info : ,D0529-03A,RINSATE,18113  
Misc Info :  
Comment :  
Method : \\AVOGADRO\ORGANICS\organic\voa\V6.i\050513.B\v6clp4s.m  
Meth Date : 25-May-2005 11:58 mtl Quant Type: ISTD  
Cal Date : 13-MAY-2005 10:47 Cal File: V6D6112.D  
Als bottle: 18  
Dil Factor: 1.00000  
Integrator: HP RTE Compound Sublist: CLP4.sub  
Target Version: 4.03  
Processing Host: TARGET3

- NO TENTATIVELY IDENTIFIED COMPOUNDS -

6A  
VOLATILE ORGANICS INITIAL CALIBRATION DATA

Lab Name: MITKEM CORPORATION Contract: \_\_\_\_\_  
 Lab Code: MITKEM Case No.: \_\_\_\_\_ SAS No.: \_\_\_\_\_ SDG No.: MD0529  
 Instrument ID: V5 Calibration Date(s): 04/13/05 04/13/05  
 Heated Purge: (Y/N) Y Calibration Times: 1117 1455  
 GC Column: DB-624 ID: 0.25(mm)

LAB FILE ID:		RRF10 =	V5F9477	RRF20 =	V5F9480		
RRF50 =		V5F9476	RRF100=	V5F9479	RRF200=	V5F9478	
COMPOUND	RRF10	RRF20	RRF50	RRF100	RRF200	RRF	% RSD
Dichlorodifluoromethane	2.043	2.463	2.554	2.326	2.546	2.386	8.9
Chloromethane	2.158	2.256	2.239	2.086	2.172	2.182	3.1
Vinyl Chloride *	1.636	1.949	1.924	1.833	2.003	1.869	7.7*
Bromomethane *	0.791	1.019	0.997	0.854	0.927	0.918	10.4*
Chloroethane	0.748	0.840	0.862	0.698	0.772	0.784	8.6
Trichlorofluoromethane	1.583	1.968	2.104	1.810	2.002	1.893	10.7
1,1-Dichloroethene *	0.839	1.025	1.078	0.983	0.998	0.985	9.0*
1,1,2-Trichloro- 1,2,2-trifluoroethane	0.616	1.052	1.067	0.922	1.344	1.000	26.4
Acetone	1.140	0.822	0.937	0.662	0.690	0.850	23.0
Carbon Disulfide	3.526	3.842	4.158	3.747	3.985	3.852	6.2
Methyl Acetate	1.272	1.104	1.110	0.972	1.009	1.093	10.6
Methylene Chloride	1.004	1.296	1.180	1.570	1.223	1.255	16.4
trans-1,2-Dichloroethene	1.368	1.623	1.518	1.458	1.499	1.493	6.2
Methyl tert-Butyl Ether	4.490	4.421	4.481	4.098	3.954	4.289	5.8
1,1-Dichloroethane *	3.070	3.539	3.559	3.144	3.216	3.306	6.9*
cis-1,2-Dichloroethene	1.514	1.733	1.674	1.492	1.542	1.591	6.7
2-Butanone	1.322	1.345	1.230	1.137	1.127	1.232	8.2
Chloroform *	2.747	3.077	3.036	2.684	2.740	2.857	6.5*
1,1,1-Trichloroethane *	0.359	0.372	0.404	0.330	0.404	0.374	8.5*
Cyclohexane	0.575	0.632	0.672	0.566	0.622	0.613	7.1
Carbon Tetrachloride *	0.316	0.331	0.374	0.308	0.357	0.337	8.2*
Benzene *	1.306	1.265	1.333	1.127	1.094	1.225	8.8*
1,2-Dichloroethane *	2.207	2.200	2.255	1.961	1.993	2.123	6.4*
Trichloroethene *	0.330	0.333	0.344	0.298	0.305	0.322	6.0*
Methylcyclohexane	0.473	0.522	0.557	0.481	0.498	0.506	6.7

\* Compounds with required minimum RRF and maximum %RSD values.  
 All other compounds must meet a minimum RRF of 0.010.

6B  
VOLATILE ORGANICS INITIAL CALIBRATION DATA

Lab Name: MITKEM CORPORATION Contract: \_\_\_\_\_  
 Lab Code: MITKEM Case No.: \_\_\_\_\_ SAS No.: \_\_\_\_\_ SDG No.: MD0529  
 Instrument ID: V5 Calibration Date(s): 04/13/05 04/13/05  
 Heated Purge: (Y/N) Y Calibration Times: 1117 1455  
 GC Column: DB-624 ID: 0.25(mm)

LAB FILE ID:		RRF10 =	V5F9477	RRF20 =	V5F9480		
RRF50 =		V5F9476	RRF100=	V5F9479	RRF200=	V5F9478	
COMPOUND		RRF10	RRF20	RRF50	RRF100	RRF200	% RSD
1,2-Dichloropropane		0.392	0.377	0.393	0.324	0.311	10.8
Bromodichloromethane	*	0.446	0.412	0.461	0.388	0.401	7.3*
cis-1,3-Dichloropropene	*	0.507	0.500	0.553	0.460	0.484	6.9*
4-Methyl-2-Pentanone		0.523	0.460	0.410	0.391	0.360	14.9
Toluene	*	1.292	1.384	1.385	1.217	1.098	9.5*
trans-1,3-Dichloropropene	*	0.482	0.455	0.476	0.411	0.431	6.7*
1,1,2-Trichloroethane	*	0.264	0.238	0.256	0.218	0.212	9.6*
Tetrachloroethene	*	0.248	0.289	0.299	0.269	0.252	8.3*
2-Hexanone		0.452	0.418	0.365	0.361	0.332	12.6
Dibromochloromethane	*	0.310	0.288	0.319	0.275	0.292	5.9*
1,2-Dibromoethane		0.322	0.307	0.325	0.295	0.289	5.2
Chlorobenzene	*	0.904	0.947	0.897	0.810	0.768	8.5*
Ethylbenzene	*	0.398	0.454	0.461	0.414	0.402	7.0*
Xylene (Total)	*	0.504	0.560	0.570	0.492	0.464	8.8*
Styrene	*	0.683	0.764	0.752	0.655	0.603	9.8*
Bromoform	*	0.225	0.184	0.216	0.186	0.199	8.9*
Isopropylbenzene		1.309	1.478	1.484	1.296	1.226	8.6
1,1,2,2-Tetrachloroethane	*	0.504	0.437	0.457	0.408	0.389	10.2*
1,3-Dichlorobenzene	*	0.755	0.838	0.778	0.703	0.662	9.1*
1,4-Dichlorobenzene	*	0.809	0.869	0.771	0.704	0.669	10.5*
1,2-Dichlorobenzene	*	0.739	0.776	0.725	0.651	0.619	9.3*
1,2-Dibromo-3-chloropropane		0.087	0.067	0.070	0.066	0.064	13.0
1,2,4-Trichlorobenzene	*	0.534	0.512	0.389	0.382	0.370	17.9*
Toluene-d8		1.349	1.229	1.164	1.099	0.953	12.7
Bromofluorobenzene	*	0.633	0.554	0.516	0.476	0.435	14.5*
1,2-Dichloroethane-d4		2.437	2.079	2.097	1.920	1.846	11.0

\* Compounds with required minimum RRF and maximum %RSD values.  
 All other compounds must meet a minimum RRF of 0.010.



6A  
VOLATILE ORGANICS INITIAL CALIBRATION DATA

Lab Name: MITKEM CORPORATION Contract: \_\_\_\_\_  
 Lab Code: MITKEM Case No.: \_\_\_\_\_ SAS No.: \_\_\_\_\_ SDG No.: MD0529  
 Instrument ID: V6 Calibration Date(s): 05/12/05 05/12/05  
 Heated Purge: (Y/N) N Calibration Times: 1240 1506  
 GC Column: DB-624 ID: 0.25 (mm)

LAB FILE ID:		RRF10 =	V6D6096	RRF20 =	V6D6095		
RRF50 =		V6D6091	RRF100=	V6D6094	RRF200=	V6D6093	
COMPOUND		RRF10	RRF20	RRF50	RRF100	RRF200	% RSD
Dichlorodifluoromethane		2.072	2.282	2.044	2.270	2.138	5.1
Chloromethane		2.676	2.769	2.232	2.335	2.270	10.1
Vinyl Chloride	*	1.990	2.214	1.843	1.946	1.870	7.5*
Bromomethane	*	0.963	1.131	0.859	0.944	0.848	12.0*
Chloroethane		0.964	1.073	0.870	0.887	0.826	10.5
Trichlorofluoromethane		1.218	2.106	1.557	1.880	1.794	19.8
1,1-Dichloroethene	*	0.877	1.518	1.102	1.295	1.221	19.7*
1,1,2-Trichloro- 1,2,2-trifluoroethane		0.825	1.208	0.925	1.196	1.045	16.1
Acetone		1.032	0.595	0.922	0.609	0.575	28.7
Carbon Disulfide		4.050	4.971	3.764	4.253	3.739	12.1
Methyl Acetate		1.222	1.462	1.218	1.318	1.091	10.9
Methylene Chloride		1.325	1.189	1.296	1.378	1.177	6.8
trans-1,2-Dichloroethene		1.855	2.109	1.810	1.917	1.722	7.7
Methyl tert-Butyl Ether		4.423	5.604	4.907	5.091	4.603	9.3
1,1-Dichloroethane	*	4.035	4.702	3.911	4.102	3.754	8.8*
cis-1,2-Dichloroethene		1.848	2.152	1.952	2.077	1.935	6.1
2-Butanone		1.803	1.495	1.902	1.535	1.420	12.8
Chloroform	*	3.560	4.056	3.307	3.523	3.187	9.4*
1,1,1-Trichloroethane	*	0.454	0.562	0.420	0.485	0.427	12.3*
Cyclohexane		0.553	0.687	0.667	0.755	0.699	11.0
Carbon Tetrachloride	*	0.394	0.482	0.378	0.436	0.393	10.1*
Benzene	*	1.402	1.682	1.386	1.464	1.242	11.2*
1,2-Dichloroethane	*	3.218	3.691	3.080	3.221	2.937	8.8*
Trichloroethene	*	0.421	0.486	0.440	0.442	0.398	7.4*
Methylcyclohexane		0.470	0.551	0.521	0.583	0.517	8.0

\* Compounds with required minimum RRF and maximum %RSD values.  
 All other compounds must meet a minimum RRF of 0.010.

6B  
VOLATILE ORGANICS INITIAL CALIBRATION DATA

Lab Name: MITKEM CORPORATION Contract: \_\_\_\_\_  
 Lab Code: MITKEM Case No.: \_\_\_\_\_ SAS No.: \_\_\_\_\_ SDG No.: MD0529  
 Instrument ID: V6 Calibration Date(s): 05/12/05 05/12/05  
 Heated Purge: (Y/N) N Calibration Times: 1240 1506  
 GC Column: DB-624 ID: 0.25(mm)

LAB FILE ID:		RRF10 =	V6D6096	RRF20 =	V6D6095		
RRF50 =		V6D6091	RRF100=	V6D6094	RRF200=	V6D6093	
COMPOUND		RRF10	RRF20	RRF50	RRF100	RRF200	% RSD
1,2-Dichloropropane		0.457	0.543	0.434	0.472	0.416	10.5
Bromodichloromethane	*	0.449	0.550	0.468	0.507	0.465	8.4*
cis-1,3-Dichloropropene	*	0.399	0.546	0.497	0.552	0.509	12.3*
4-Methyl-2-Pentanone		0.455	0.581	0.595	0.595	0.548	10.7
Toluene	*	1.474	1.890	1.614	1.629	1.384	12.0*
trans-1,3-Dichloropropene	*	0.361	0.514	0.469	0.539	0.498	14.6*
1,1,2-Trichloroethane	*	0.336	0.400	0.345	0.372	0.334	7.9*
Tetrachloroethene	*	0.296	0.373	0.332	0.331	0.301	9.4*
2-Hexanone		0.347	0.374	0.456	0.419	0.381	10.8
Dibromochloromethane	*	0.335	0.399	0.362	0.399	0.373	7.3*
1,2-Dibromoethane		0.387	0.465	0.419	0.435	0.393	7.6
Chlorobenzene	*	1.081	1.288	1.096	1.118	0.995	9.6*
Ethylbenzene	*	0.474	0.651	0.565	0.599	0.549	11.5*
Xylene (Total)	*	0.581	0.755	0.686	0.712	0.642	9.9*
Styrene	*	0.502	0.476	0.579	0.651	0.647	14.1*
Bromoform	*	0.191	0.253	0.232	0.268	0.254	12.6*
Isopropylbenzene		1.299	1.849	1.685	1.752	1.466	13.9
1,1,2,2-Tetrachloroethane	*	0.402	0.531	0.446	0.504	0.434	11.4*
1,3-Dichlorobenzene	*	0.703	0.924	0.838	0.865	0.788	10.1*
1,4-Dichlorobenzene	*	0.750	0.971	0.864	0.904	0.811	9.9*
1,2-Dichlorobenzene	*	0.700	0.891	0.804	0.853	0.752	9.6*
1,2-Dibromo-3-chloropropane		0.068	0.095	0.085	0.099	0.092	14.0
1,2,4-Trichlorobenzene	*	0.333	0.455	0.460	0.513	0.466	15.0*
Toluene-d8		1.217	1.314	1.393	1.383	1.219	6.5
Bromofluorobenzene	*	0.437	0.513	0.540	0.561	0.499	9.3*
1,2-Dichloroethane-d4		2.682	2.861	2.482	2.755	2.549	5.7

\* Compounds with required minimum RRF and maximum %RSD values.  
 All other compounds must meet a minimum RRF of 0.010.

6A  
VOLATILE ORGANICS INITIAL CALIBRATION DATA

Lab Name: MITKEM CORPORATION Contract: \_\_\_\_\_  
 Lab Code: MITKEM Case No.: \_\_\_\_\_ SAS No.: \_\_\_\_\_ SDG No.: MD0529  
 Instrument ID: V6 Calibration Date(s): 05/16/05 05/16/05  
 Heated Purge: (Y/N) N Calibration Times: 1018 1231  
 GC Column: DB-624 ID: 0.25(mm)

LAB FILE ID:		RRF10 =	V6D6142	RRF20 =	V6D6145		
RRF50 =		V6D6141	RRF100=	V6D6144	RRF200=	V6D6143	
COMPOUND		RRF10	RRF20	RRF50	RRF100	RRF200	% RSD
Dichlorodifluoromethane		2.284	2.508	2.346	2.510	2.371	2.404
Chloromethane		3.238	2.938	2.746	2.828	2.636	2.877
Vinyl Chloride	*	1.842	2.311	2.225	2.354	2.164	2.179
Bromomethane	*	0.654	1.142	0.952	1.006	0.842	0.919
Chloroethane		0.998	1.147	0.977	0.992	0.849	0.993
Trichlorofluoromethane		1.865	1.844	1.871	2.104	1.699	1.877
1,1-Dichloroethene	*	0.816	1.535	1.430	1.450	1.396	1.325
1,1,2-Trichloro-							
1,2,2-trifluoroethane		1.235	1.280	1.230	1.210	1.114	1.214
Acetone		1.139	0.892	1.248	1.149	1.065	1.099
Carbon Disulfide		4.327	4.861	4.587	4.535	4.211	4.504
Methyl Acetate		1.511	1.455	1.635	1.533	1.410	1.509
Methylene Chloride		1.159	1.611	1.593	1.475	1.390	1.446
trans-1,2-Dichloroethene		1.916	2.102	1.923	2.010	1.883	1.967
Methyl tert-Butyl Ether		5.248	5.526	5.143	5.248	4.935	5.220
1,1-Dichloroethane	*	4.373	4.766	4.298	4.355	4.019	4.362
cis-1,2-Dichloroethene		2.017	2.064	2.175	2.239	2.204	2.140
2-Butanone		2.077	1.968	2.258	2.163	2.256	2.144
Chloroform	*	4.064	4.075	3.733	3.756	3.483	3.822
1,1,1-Trichloroethane	*	0.452	0.497	0.421	0.475	0.437	0.456
Cyclohexane		0.568	0.767	0.702	0.859	0.823	0.744
Carbon Tetrachloride	*	0.395	0.475	0.397	0.444	0.412	0.425
Benzene	*	1.592	1.724	1.516	1.640	1.443	1.583
1,2-Dichloroethane	*	3.653	3.795	3.564	3.551	3.259	3.564
Trichloroethene	*	0.444	0.452	0.425	0.464	0.418	0.441
Methylcyclohexane		0.482	0.632	0.562	0.643	0.622	0.588

\* Compounds with required minimum RRF and maximum %RSD values.  
 All other compounds must meet a minimum RRF of 0.010.

6B  
VOLATILE ORGANICS INITIAL CALIBRATION DATA

Lab Name: MITKEM CORPORATION Contract: \_\_\_\_\_  
 Lab Code: MITKEM Case No.: \_\_\_\_\_ SAS No.: \_\_\_\_\_ SDG No.: MD0529  
 Instrument ID: V6 Calibration Date(s): 05/16/05 05/16/05  
 Heated Purge: (Y/N) N Calibration Times: 1018 1231  
 GC Column: DB-624 ID: 0.25(mm)

LAB FILE ID:		RRF10 =	V6D6142	RRF20 =	V6D6145		
RRF50 =		V6D6141	RRF100=	V6D6144	RRF200=	V6D6143	
COMPOUND		RRF10	RRF20	RRF50	RRF100	RRF200	% RSD
=====		=====	=====	=====	=====	=====	=====
1,2-Dichloropropane		0.521	0.557	0.486	0.526	0.480	6.2
Bromodichloromethane	*	0.515	0.569	0.509	0.562	0.533	5.0*
cis-1,3-Dichloropropene	*	0.421	0.517	0.513	0.596	0.590	13.5*
4-Methyl-2-Pentanone		0.549	0.671	0.667	0.732	0.695	10.3
Toluene	*	1.645	1.916	1.673	1.792	1.551	8.2*
trans-1,3-Dichloropropene	*	0.416	0.534	0.512	0.578	0.579	12.8*
1,1,2-Trichloroethane	*	0.405	0.435	0.379	0.410	0.385	5.5*
Tetrachloroethene	*	0.330	0.367	0.320	0.351	0.330	5.6*
2-Hexanone		0.415	0.480	0.533	0.563	0.575	12.9
Dibromochloromethane	*	0.380	0.430	0.388	0.434	0.424	6.1*
1,2-Dibromoethane		0.442	0.481	0.429	0.473	0.453	4.7
Chlorobenzene	*	1.196	1.287	1.134	1.204	1.098	6.1*
Ethylbenzene	*	0.534	0.636	0.587	0.650	0.597	7.6*
Xylene (Total)	*	0.604	0.742	0.692	0.768	0.706	8.9*
Styrene	*	0.717	0.830	0.872	0.972	0.881	10.9*
Bromoform	*	0.226	0.261	0.250	0.283	0.290	9.8*
Isopropylbenzene		1.396	1.830	1.723	1.909	1.672	11.5
1,1,2,2-Tetrachloroethane	*	0.536	0.681	0.558	0.606	0.592	9.3*
1,3-Dichlorobenzene	*	0.740	0.898	0.836	0.933	0.875	8.6*
1,4-Dichlorobenzene	*	0.762	0.942	0.894	0.994	0.889	9.6*
1,2-Dichlorobenzene	*	0.727	0.877	0.816	0.915	0.838	8.5*
1,2-Dibromo-3-chloropropane		0.097	0.122	0.111	0.126	0.130	11.3
1,2,4-Trichlorobenzene	*	0.342	0.446	0.491	0.561	0.555	18.8*
=====		=====	=====	=====	=====	=====	=====
Toluene-d8		1.117	1.465	1.360	1.395	1.284	10.0
Bromofluorobenzene	*	0.420	0.567	0.541	0.565	0.535	11.6*
1,2-Dichloroethane-d4		2.678	3.034	2.895	2.794	2.685	5.3

\* Compounds with required minimum RRF and maximum %RSD values.  
 All other compounds must meet a minimum RRF of 0.010.

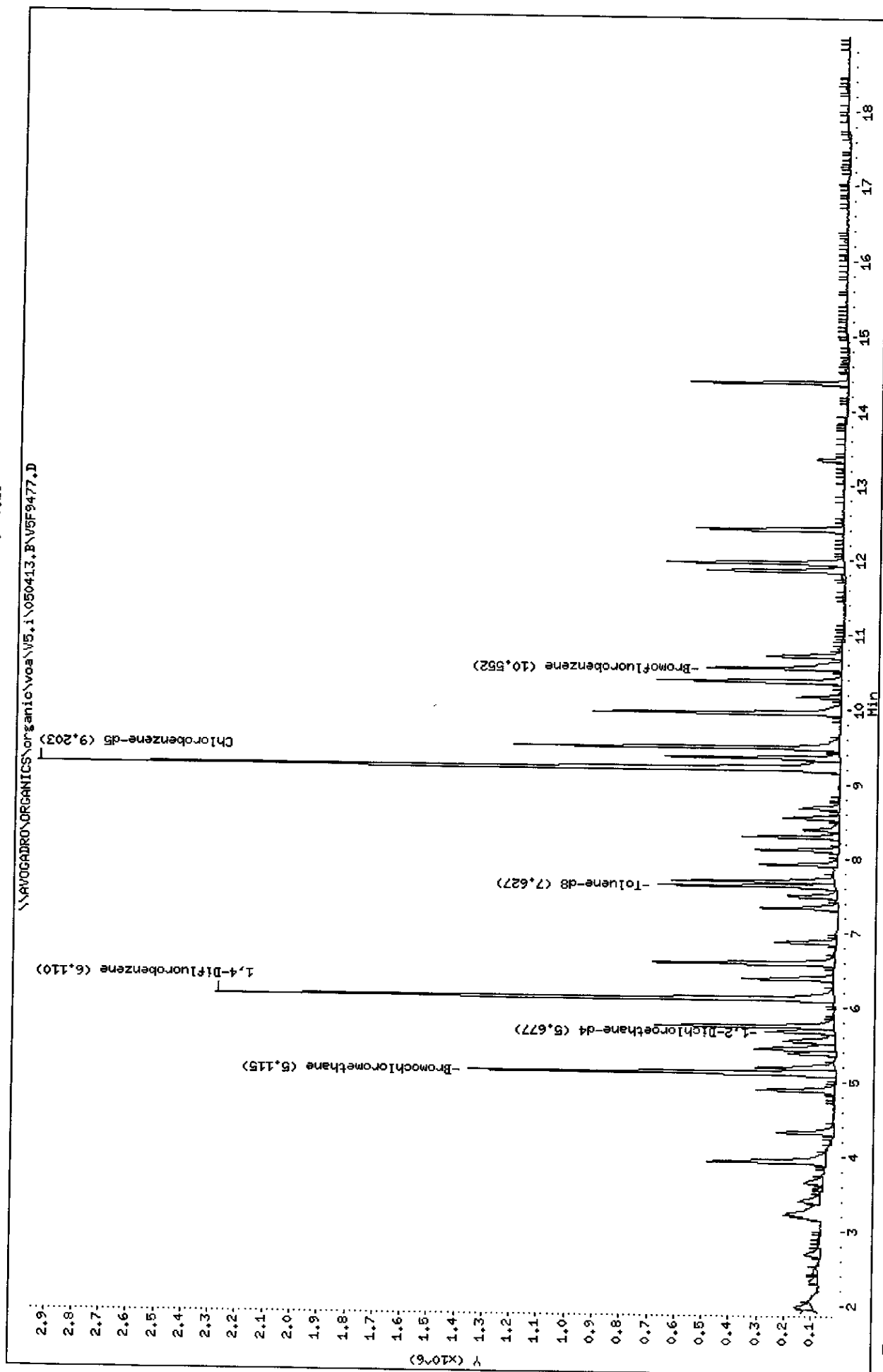
Data File: \\AVOCADRO\ORGANICS\voa\VS.i\050413.B\VSF9477.D  
Date : 13-APR-2005 12:27  
Client ID: VSTD0105Z  
Sample Info: ,VSTD0105Z,VSTD0105Z

Column phase: DB-624

Operator: JC  
Column diameter: 0.25

Instrument: vS.i

**COPY**  
Original Documents Are Included in CSF  
Signed: \_\_\_\_\_  
Date: \_\_\_\_\_



Data File: \\AVOGADRO\ORGANICS\organic\voa\V5.i\050413.B\V5F9477.D  
Report Date: 06-May-2005 13:19

Mitkem Corporation

CLP OLM 3/4.X / ASP 95-1 Low Soil - Heated Purge  
Data file : \\AVOGADRO\ORGANICS\organic\voa\V5.i\050413.B\V5F9477.D  
Lab Smp Id: VSTD0105Z Client Smp ID: VSTD0105Z  
Inj Date : 13-APR-2005 12:27  
Operator : JC Inst ID: v5.i  
Smp Info : ,VSTD0105Z,VSTD0105Z  
Misc Info : ,1  
Comment :  
Method : \\AVOGADRO\ORGANICS\organic\voa\V5.i\050413.B\v5clp4h.m  
Meth Date : 13-Apr-2005 15:47 mt1 Quant Type: ISTD  
Cal Date : 13-APR-2005 11:17 Cal File: V5F9476.D  
Als bottle: 2 Calibration Sample, Level: 1  
Dil Factor: 1.00000  
Integrator: HP RTE Compound Sublist: CLP4.sub  
Target Version: 4.03  
Processing Host: TARGET8

Concentration Formula:  $\text{Amt} * \text{DF} * \text{Uf} * 5 / (\text{Ws} * (100 - \text{M}) / 100)$

Name	Value	Description
DF	1.000	Dilution Factor
Uf	1.000	ng unit correction factor
Ws	5.000	Weight of sample (g)
M	0.000	% Moisture (not decanted)

Compounds	QUANT SIG				AMOUNTS	
	MASS	RT	EXP RT	REL RT	RESPONSE	CAL-AMT ( ug/L)
						ON-COL ( ug/L)
1 Dichlorodifluoromethane	85	1.678	1.681 (0.328)		189037	10.0000 9(a)
2 Chloromethane	50	1.865	1.858 (0.365)		199688	10.0000 10
3 Vinyl Chloride	62	1.973	1.977 (0.386)		151401	10.0000 9(a)
4 Bromomethane	94	2.328	2.331 (0.455)		73222	10.0000 9(a)
5 Chloroethane	64	2.446	2.439 (0.478)		69197	10.0000 9(a)
6 Trichlorofluoromethane	101	2.673	2.676 (0.522)		146417	10.0000 9(a)
7 1,1-Dichloroethene	96	3.185	3.178 (0.623)		77644	10.0000 9(a)
8 1,1,2-Trichloro-1,2,2-trifluo	101	3.204	3.208 (0.626)		57022	10.0000 7(a)
9 Acetone	43	3.234	3.227 (0.632)		105484	10.0000 11
10 Carbon Disulfide	76	3.402	3.395 (0.665)		326216	10.0000 9(a)
11 Methyl Acetate	43	3.933	3.927 (0.769)		117660	10.0000 11
12 Methylene Chloride	84	3.648	3.641 (0.713)		92901	10.0000 9(a)
13 trans-1,2-Dichloroethene	96	3.924	3.917 (0.767)		126576	10.0000 9(a)
14 Methyl tert-Butyl Ether	73	3.943	3.927 (0.771)		415446	10.0000 10
15 1,1-Dichloroethane	63	4.327	4.321 (0.846)		284056	10.0000 9(a)

**COPY**

Original Documents Are Included in CSF  
Signed: \_\_\_\_\_ Date: \_\_\_\_\_

Compounds	QUANT SIG				AMOUNTS		
	MASS	RT	EXP RT	REL RT	RESPONSE	CAL-AMT ( ug/L)	ON-COL ( ug/L)
=====	=====	==	=====	=====	=====	=====	=====
16 2-Butanone	43	4.908	4.892	(0.960)	122322	10.0000	10
17 cis-1,2-Dichloroethene	96	4.889	4.882	(0.956)	140075	10.0000	9(a)
* 18 Bromochloromethane	128	5.115	5.109	(1.000)	462586	50.0000	
19 Chloroform	83	5.194	5.188	(1.015)	254146	10.0000	9(a)
20 1,1,1-Trichloroethane	97	5.381	5.375	(0.881)	150296	10.0000	9(a)
21 Cyclohexane	56	5.440	5.434	(0.890)	240942	10.0000	9(a)
22 Carbon Tetrachloride	117	5.549	5.542	(0.908)	132582	10.0000	9(a)
\$ 23 1,2-Dichloroethane-d4	65	5.677	5.670	(1.110)	225447	10.0000	11
24 1,2-Dichloroethane	62	5.746	5.739	(1.123)	204183	10.0000	10
25 Benzene	78	5.736	5.739	(0.939)	547247	10.0000	10
* 26 1,4-Difluorobenzene	114	6.110	6.104	(1.000)	2094805	50.0000	
27 Trichloroethene	130	6.376	6.379	(1.044)	138325	10.0000	10
28 Methylcyclohexane	83	6.583	6.576	(1.077)	198201	10.0000	9(a)
29 1,2-Dichloropropane	63	6.593	6.596	(1.079)	164182	10.0000	10
30 Bromodichloromethane	83	6.878	6.872	(1.126)	186890	10.0000	10
31 cis-1,3-Dichloropropene	75	7.341	7.335	(1.202)	212244	10.0000	10
32 4-Methyl-2-Pentanone	43	7.499	7.492	(0.815)	211045	10.0000	11
\$ 33 Toluene-d8	98	7.627	7.620	(0.829)	543819	10.0000	11
34 Toluene	91	7.696	7.699	(0.836)	520960	10.0000	10
35 trans-1,3-Dichloropropene	75	7.922	7.916	(1.297)	202085	10.0000	10
36 1,1,2-Trichloroethane	97	8.119	8.113	(1.329)	110585	10.0000	10
37 Tetrachloroethene	164	8.297	8.290	(0.902)	99800	10.0000	9(a)
38 2-Hexanone	43	8.385	8.389	(0.911)	182312	10.0000	11
39 Dibromochloromethane	129	8.553	8.546	(1.400)	130040	10.0000	10
40 1,2-Dibromoethane	107	8.681	8.684	(0.943)	129697	10.0000	10
* 42 Chlorobenzene-d5	117	9.203	9.196	(1.000)	2015870	50.0000	
43 Chlorobenzene	112	9.232	9.236	(1.003)	364315	10.0000	10
44 Ethylbenzene	106	9.360	9.354	(1.017)	160301	10.0000	9(a)
45 m,p-Xylene	106	9.489	9.492	(1.031)	427011	20.0000	19
46 o-Xylene	106	9.951	9.945	(1.081)	203130	10.0000	9(a)
47 Styrene	104	9.961	9.955	(1.082)	275349	10.0000	10
48 Bromoform	173	10.168	10.171	(1.664)	94121	10.0000	10
49 Isopropylbenzene	105	10.375	10.378	(1.127)	527764	10.0000	9(a)
\$ 50 Bromofluorobenzene	95	10.552	10.556	(1.147)	255121	10.0000	11
51 1,1,2,2-Tetrachloroethane	83	10.710	10.713	(1.164)	203380	10.0000	10
M 41 Xylene (Total)	106				630142	10.0000	29
52 1,3-Dichlorobenzene	146	11.862	11.856	(1.289)	304269	10.0000	10
53 1,4-Dichlorobenzene	146	11.961	11.964	(1.300)	326022	10.0000	10
54 1,2-Dichlorobenzene	146	12.414	12.407	(1.349)	297897	10.0000	10
55 1,2-Dibromo-3-chloropropane	75	13.359	13.353	(1.452)	34908	10.0000	11
56 1,2,4-Trichlorobenzene	180	14.384	14.387	(1.563)	215133	10.0000	12

# QC Flag Legend

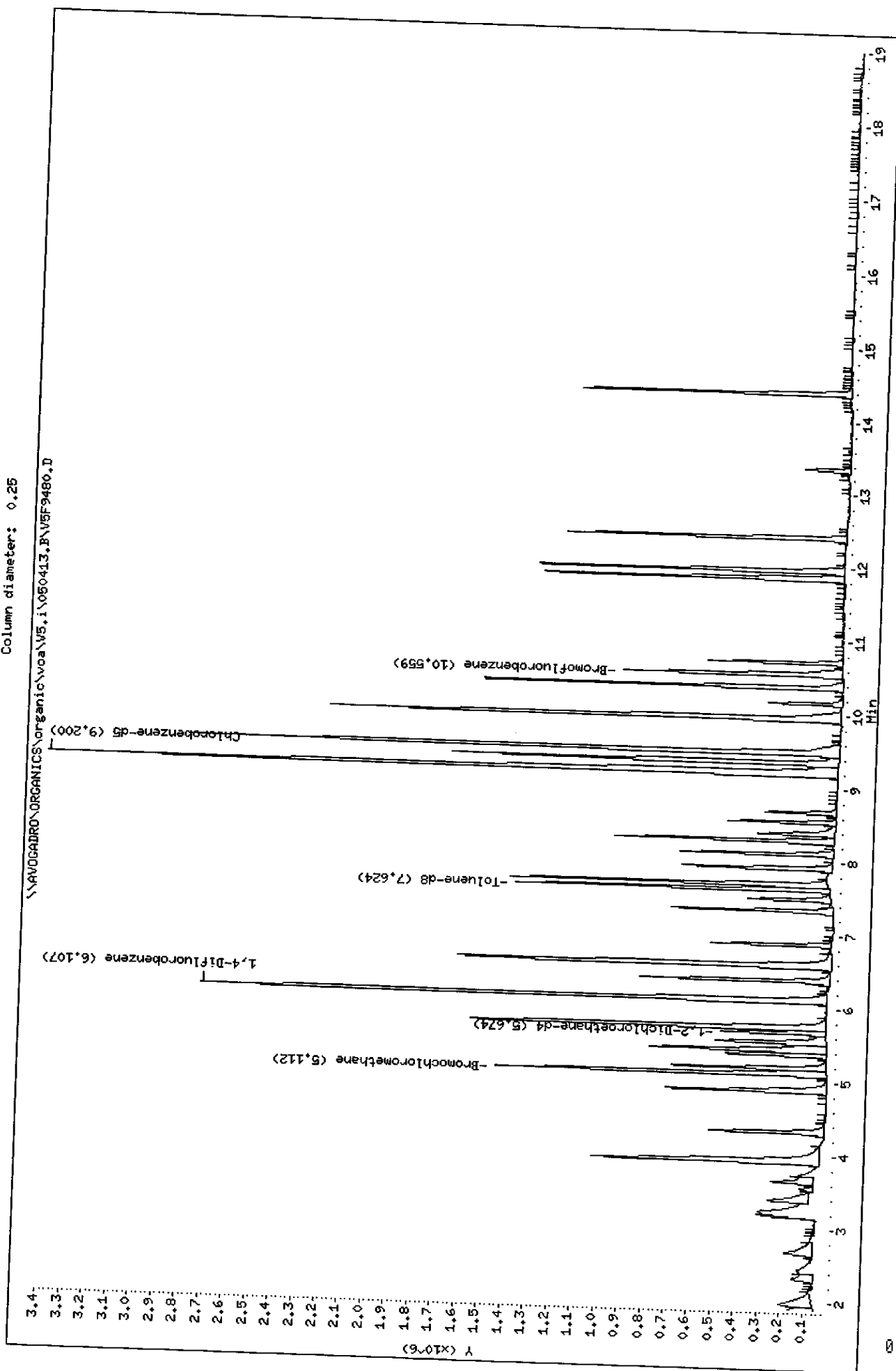
a - Target compound detected but, quantitated amount  
Below Limit Of Quantitation(BLOQ).

5/6/05

Data File: \\AVOCADRO\ORGANICS\organic\voa\5.i\050413.B\VF9480.D  
Date : 13-APR-2005 14:55  
Client ID: VSTD0205Z  
Sample Info: .VSTD0205Z.VSTD0205Z

Column phase: DB-624

Instrument: v5.i  
Operator: JC  
Column diameter: 0.25





Data File: \\AVOGADRO\ORGANICS\organic\voa\V5.i\050413.B\V5F9480.D  
Report Date: 06-May-2005 13:19

Mitkem Corporation

CLP OLM 3/4.X / ASP 95-1 Low Soil - Heated Purge  
Data file : \\AVOGADRO\ORGANICS\organic\voa\V5.i\050413.B\V5F9480.D  
Lab Smp Id: VSTD0205Z Client Smp ID: VSTD0205Z  
Inj Date : 13-APR-2005 14:55  
Operator : JC Inst ID: v5.i  
Smp Info : ,VSTD0205Z,VSTD0205Z  
Misc Info : ,1  
Comment :  
Method : \\AVOGADRO\ORGANICS\organic\voa\V5.i\050413.B\v5clp4h.m  
Meth Date : 13-Apr-2005 15:47 mtl Quant Type: ISTD  
Cal Date : 13-APR-2005 11:17 Cal File: V5F9476.D  
Als bottle: 5 Calibration Sample, Level: 2  
Dil Factor: 1.00000  
Integrator: HP RTE Compound Sublist: CLP4.sub  
Target Version: 4.03  
Processing Host: TARGET8

Concentration Formula:  $\text{Amt} * \text{DF} * \text{Uf} * 5 / (\text{Ws} * (100 - \text{M}) / 100)$

Name	Value	Description
DF	1.000	Dilution Factor
Uf	1.000	ng unit correction factor
Ws	5.000	Weight of sample (g)
M	0.000	% Moisture (not decanted)

Compounds	QUANT SIG				AMOUNTS	
	MASS	RT	EXP RT	REL RT	RESPONSE	CAL-AMT ( ug/L)
						ON-COL ( ug/L)
1 Dichlorodifluoromethane	85	1.675	1.681	(0.328)	483752	20.0000
2 Chloromethane	50	1.862	1.858	(0.364)	442953	20.0000
3 Vinyl Chloride	62	1.980	1.977	(0.387)	382635	20.0000
4 Bromomethane	94	2.325	2.331	(0.455)	200134	20.0000
5 Chloroethane	64	2.443	2.439	(0.478)	164998	20.0000
6 Trichlorofluoromethane	101	2.670	2.676	(0.522)	386370	20.0000
7 1,1-Dichloroethene	96	3.172	3.178	(0.620)	201290	20.0000
8 1,1,2-Trichloro-1,2,2-trifluo	101	3.211	3.208	(0.628)	206596	20.0000
9 Acetone	43	3.231	3.227	(0.632)	161465	20.0000
10 Carbon Disulfide	76	3.389	3.395	(0.663)	754404	20.0000
11 Methyl Acetate	43	3.930	3.927	(0.769)	216841	20.0000
12 Methylene Chloride	84	3.645	3.641	(0.713)	254453	20.0000
13 trans-1,2-Dichloroethene	96	3.911	3.917	(0.765)	318631	20.0000
14 Methyl tert-Butyl Ether	73	3.930	3.927	(0.769)	868220	20.0000
15 1,1-Dichloroethane	63	4.314	4.321	(0.844)	694914	20.0000

Compounds	QUANT SIG			REL RT	RESPONSE	AMOUNTS	
	MASS	RT	EXP RT			CAL-AMT ( ug/L)	ON-COL ( ug/L)
=====	=====	==	=====	=====	=====	=====	=====
16 2-Butanone	43	4.896	4.892	(0.958)	264121	20.0000	22
17 cis-1,2-Dichloroethene	96	4.886	4.882	(0.956)	340368	20.0000	22
* 18 Bromochloromethane	128	5.112	5.109	(1.000)	490924	50.0000	
19 Chloroform	83	5.191	5.188	(1.015)	604241	20.0000	22
20 1,1,1-Trichloroethane	97	5.378	5.375	(0.881)	381468	20.0000	20
21 Cyclohexane	56	5.437	5.434	(0.890)	648432	20.0000	21
22 Carbon Tetrachloride	117	5.546	5.542	(0.908)	339673	20.0000	20
\$ 23 1,2-Dichloroethane-d4	65	5.674	5.670	(1.110)	408347	20.0000	20
24 1,2-Dichloroethane	62	5.743	5.739	(1.123)	432105	20.0000	21
25 Benzene	78	5.733	5.739	(0.939)	1298344	20.0000	21
* 26 1,4-Difluorobenzene	114	6.107	6.104	(1.000)	2565349	50.0000	
27 Trichloroethene	130	6.373	6.379	(1.044)	341308	20.0000	21
28 Methylcyclohexane	83	6.580	6.576	(1.077)	535872	20.0000	21
29 1,2-Dichloropropane	63	6.600	6.596	(1.081)	387142	20.0000	21
30 Bromodichloromethane	83	6.875	6.872	(1.126)	422802	20.0000	20
31 cis-1,3-Dichloropropene	75	7.338	7.335	(1.202)	512738	20.0000	20
32 4-Methyl-2-Pentanone	43	7.496	7.492	(0.815)	412214	20.0000	21
\$ 33 Toluene-d8	98	7.624	7.620	(0.829)	1101896	20.0000	21
34 Toluene	91	7.693	7.699	(0.836)	1241379	20.0000	22
35 trans-1,3-Dichloropropene	75	7.919	7.916	(1.297)	467056	20.0000	20
36 1,1,2-Trichloroethane	97	8.116	8.113	(1.329)	243945	20.0000	20
37 Tetrachloroethene	164	8.294	8.290	(0.902)	259538	20.0000	21
38 2-Hexanone	43	8.392	8.389	(0.912)	374487	20.0000	22
39 Dibromochloromethane	129	8.550	8.546	(1.400)	295936	20.0000	19
40 1,2-Dibromoethane	107	8.678	8.684	(0.943)	275526	20.0000	20
* 42 Chlorobenzene-d5	117	9.200	9.196	(1.000)	2241808	50.0000	
43 Chlorobenzene	112	9.229	9.236	(1.003)	849438	20.0000	22
44 Ethylbenzene	106	9.357	9.354	(1.017)	406816	20.0000	21
45 m,p-Xylene	106	9.495	9.492	(1.032)	1046262	40.0000	44
46 o-Xylene	106	9.948	9.945	(1.081)	502351	20.0000	22
47 Styrene	104	9.958	9.955	(1.082)	685521	20.0000	22
48 Bromoform	173	10.175	10.171	(1.666)	189041	20.0000	18
49 Isopropylbenzene	105	10.382	10.378	(1.128)	1325724	20.0000	22
\$ 50 Bromofluorobenzene	95	10.549	10.556	(1.147)	496690	20.0000	21
51 1,1,2,2-Tetrachloroethane	83	10.717	10.713	(1.165)	391806	20.0000	20
M 41 Xylene (Total)	106				1548613	20.0000	67
52 1,3-Dichlorobenzene	146	11.859	11.856	(1.289)	751225	20.0000	22
53 1,4-Dichlorobenzene	146	11.968	11.964	(1.301)	779614	20.0000	23
54 1,2-Dichlorobenzene	146	12.411	12.407	(1.349)	696013	20.0000	22
55 1,2-Dibromo-3-chloropropane	75	13.356	13.353	(1.452)	59912	20.0000	19
56 1,2,4-Trichlorobenzene	180	14.391	14.387	(1.564)	459105	20.0000	23

SB  
5/6/05

Data File: \\AVOCADRO\ORGANICS\voa\voa\5.i\050413.B\VSF9476.D

Date : 13-APR-2005 11:17

Client ID: VSTD0505Z

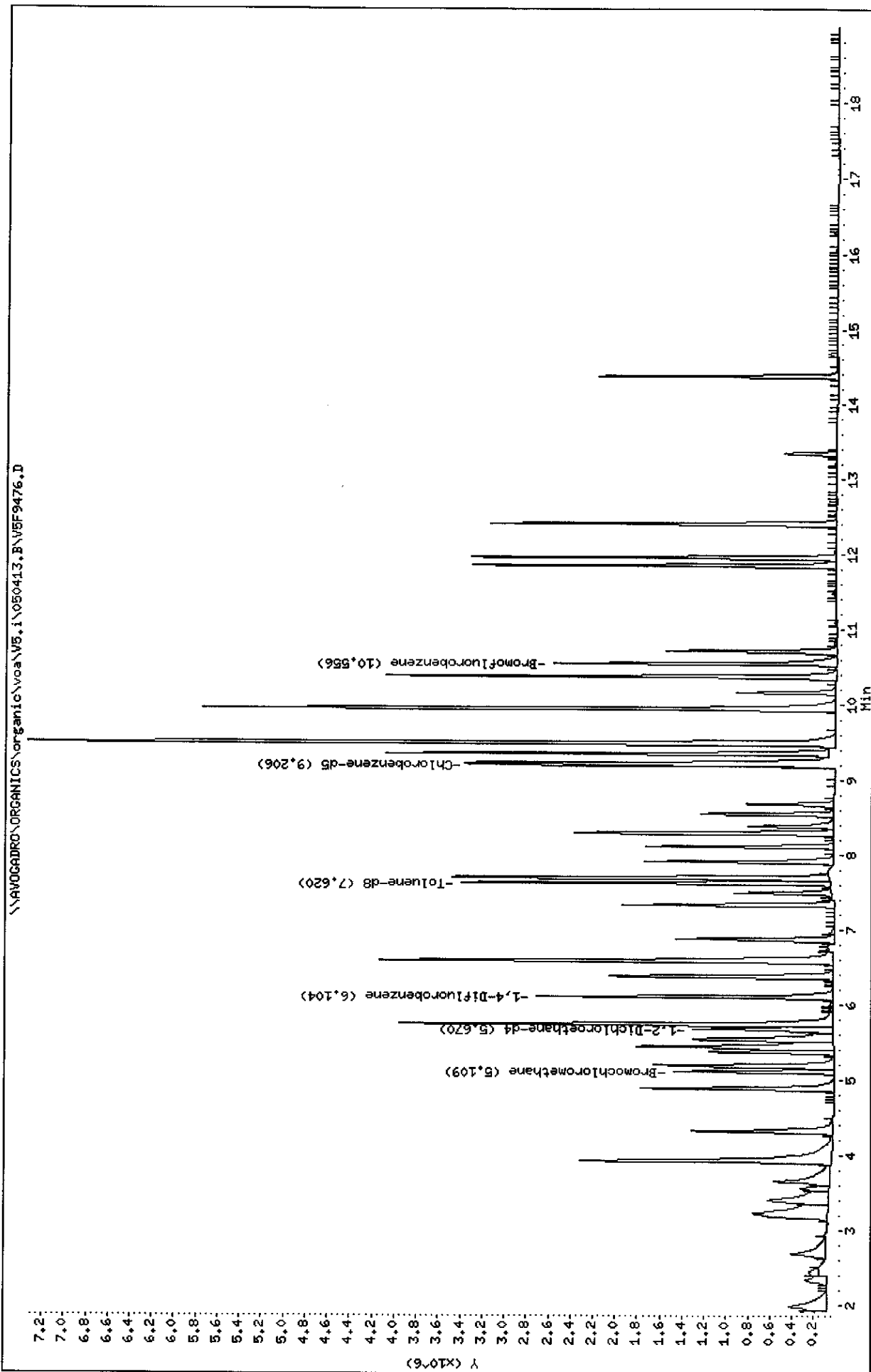
Sample Info: ,VSTD0505Z,VSTD0505Z

Instrument: v5.i

Operator: JC

Column diameter: 0.25

Column phase: DB-624



Data File: \\AVOGADRO\ORGANICS\organic\voa\V5.i\050413.B\V5F9476.D  
Report Date: 06-May-2005 13:19

Mitkem Corporation

CLP OLM 3/4.X / ASP 95-1 Low Soil - Heated Purge  
Data file : \\AVOGADRO\ORGANICS\organic\voa\V5.i\050413.B\V5F9476.D  
Lab Smp Id: VSTD0505Z Client Smp ID: VSTD0505Z  
Inj Date : 13-APR-2005 11:17  
Operator : JC Inst ID: v5.i  
Smp Info : ,VSTD0505Z,VSTD0505Z  
Misc Info : ,2  
Comment :  
Method : \\AVOGADRO\ORGANICS\organic\voa\V5.i\050413.B\v5clp4h.m  
Meth Date : 13-Apr-2005 15:47 mtl Quant Type: ISTD  
Cal Date : 13-APR-2005 11:17 Cal File: V5F9476.D  
Als bottle: 1 Calibration Sample, Level: 3  
Dil Factor: 1.00000  
Integrator: HP RTE Compound Sublist: CLP4.sub  
Target Version: 4.03  
Processing Host: TARGET8

Concentration Formula:  $\text{Amt} * \text{DF} * \text{Uf} * 5 / (\text{Ws} * (100 - \text{M}) / 100)$

Name	Value	Description
DF	1.000	Dilution Factor
Uf	1.000	ng unit correction factor
Ws	5.000	Weight of sample (g)
M	0.000	% Moisture (not decanted)

Compounds	QUANT SIG			REL RT	RESPONSE	AMOUNTS	
	MASS	RT	EXP RT			CAL-AMT ( ug/L)	ON-COL ( ug/L)
1 Dichlorodifluoromethane	85	1.681	1.681	(0.329)	1249027	50.0000	50
2 Chloromethane	50	1.858	1.858	(0.364)	1095168	50.0000	50
3 Vinyl Chloride	62	1.977	1.977	(0.387)	941086	50.0000	50
4 Bromomethane	94	2.331	2.331	(0.456)	487640	50.0000	50
5 Chloroethane	64	2.439	2.439	(0.478)	421522	50.0000	50
6 Trichlorofluoromethane	101	2.676	2.676	(0.524)	1029041	50.0000	50
7 1,1-Dichloroethene	96	3.178	3.178	(0.622)	527158	50.0000	50
8 1,1,2-Trichloro-1,2,2-trifluo	101	3.208	3.208	(0.628)	521849	50.0000	50
9 Acetone	43	3.227	3.227	(0.632)	458263	50.0000	50
10 Carbon Disulfide	76	3.395	3.395	(0.665)	2033374	50.0000	50
11 Methyl Acetate	43	3.927	3.927	(0.769)	542892	50.0000	50
12 Methylene Chloride	84	3.641	3.641	(0.713)	577156	50.0000	50
13 trans-1,2-Dichloroethene	96	3.917	3.917	(0.767)	742643	50.0000	50
14 Methyl tert-Butyl Ether	73	3.927	3.927	(0.769)	2191320	50.0000	50
15 1,1-Dichloroethane	63	4.321	4.321	(0.846)	1740532	50.0000	50

Data File: \\AVOGADRO\ORGANICS\organic\voa\V5.i\050413.B\V5F9476.D  
Report Date: 06-May-2005 13:19

Compounds	QUANT SIG						AMOUNTS	
	MASS	RT	EXP RT	REL RT	RESPONSE		CAL-AMT ( ug/L)	ON-COL ( ug/L)
=====	----	--	-----	-----	-----		-----	-----
16 2-Butanone	43	4.892	4.892	(0.958)	601442		50.0000	50
17 cis-1,2-Dichloroethene	96	4.882	4.882	(0.956)	818783		50.0000	50
* 18 Bromochloromethane	128	5.109	5.109	(1.000)	489073		50.0000	
19 Chloroform	83	5.188	5.188	(1.015)	1484922		50.0000	50
20 1,1,1-Trichloroethane	97	5.375	5.375	(0.881)	982027		50.0000	50
21 Cyclohexane	56	5.434	5.434	(0.890)	1635779		50.0000	50
22 Carbon Tetrachloride	117	5.542	5.542	(0.908)	910055		50.0000	50
\$ 23 1,2-Dichloroethane-d4	65	5.670	5.670	(1.110)	1025527		50.0000	50
24 1,2-Dichloroethane	62	5.739	5.739	(1.123)	1102959		50.0000	50
25 Benzene	78	5.739	5.739	(0.940)	3242467		50.0000	50
* 26 1,4-Difluorobenzene	114	6.104	6.104	(1.000)	2432972		50.0000	
27 Trichloroethene	130	6.379	6.379	(1.045)	836123		50.0000	50
28 Methylcyclohexane	83	6.576	6.576	(1.077)	1354472		50.0000	50
29 1,2-Dichloropropane	63	6.596	6.596	(1.081)	956363		50.0000	50
30 Bromodichloromethane	83	6.872	6.872	(1.126)	1122376		50.0000	50
31 cis-1,3-Dichloropropene	75	7.335	7.335	(1.202)	1346363		50.0000	50
32 4-Methyl-2-Pentanone	43	7.492	7.492	(0.815)	910139		50.0000	50
\$ 33 Toluene-d8	98	7.620	7.620	(0.829)	2581538		50.0000	50
34 Toluene	91	7.699	7.699	(0.837)	3071986		50.0000	50
35 trans-1,3-Dichloropropene	75	7.916	7.916	(1.297)	1158602		50.0000	50
36 1,1,2-Trichloroethane	97	8.113	8.113	(1.329)	623431		50.0000	50
37 Tetrachloroethene	164	8.290	8.290	(0.901)	663966		50.0000	50
38 2-Hexanone	43	8.389	8.389	(0.912)	809244		50.0000	50
39 Dibromochloromethane	129	8.546	8.546	(1.400)	776363		50.0000	50
40 1,2-Dibromoethane	107	8.684	8.684	(0.944)	721506		50.0000	50
* 42 Chlorobenzene-d5	117	9.196	9.196	(1.000)	2217543		50.0000	
43 Chlorobenzene	112	9.236	9.236	(1.004)	1989847		50.0000	50
44 Ethylbenzene	106	9.354	9.354	(1.017)	1022099		50.0000	50
45 m,p-Xylene	106	9.492	9.492	(1.032)	2543744		100.000	100
46 o-Xylene	106	9.945	9.945	(1.081)	1263889		50.0000	50
47 Styrene	104	9.955	9.955	(1.082)	1668068		50.0000	50
48 Bromoform	173	10.171	10.171	(1.666)	525413		50.0000	50
49 Isopropylbenzene	105	10.378	10.378	(1.129)	3291595		50.0000	50
\$ 50 Bromofluorobenzene	95	10.556	10.556	(1.148)	1144269		50.0000	50
51 1,1,2,2-Tetrachloroethane	83	10.713	10.713	(1.165)	1013761		50.0000	50
M 41 Xylene (Total)	106				3807633		50.0000	150
52 1,3-Dichlorobenzene	146	11.856	11.856	(1.289)	1726060		50.0000	50
53 1,4-Dichlorobenzene	146	11.964	11.964	(1.301)	1708945		50.0000	50
54 1,2-Dichlorobenzene	146	12.407	12.407	(1.349)	1607275		50.0000	50
55 1,2-Dibromo-3-chloropropane	75	13.353	13.353	(1.452)	154354		50.0000	50
56 1,2,4-Trichlorobenzene	180	14.387	14.387	(1.564)	863456		50.0000	50

SB  
5/6/05

Data File: \\AVOCADRO\ORGANICS\voa\5.i\050413.B\VSF9479.D  
Date : 13-APR-2005 14:26  
Client ID: VSTD1005Z  
Sample Info: VSTD1005Z,VSTD1005Z

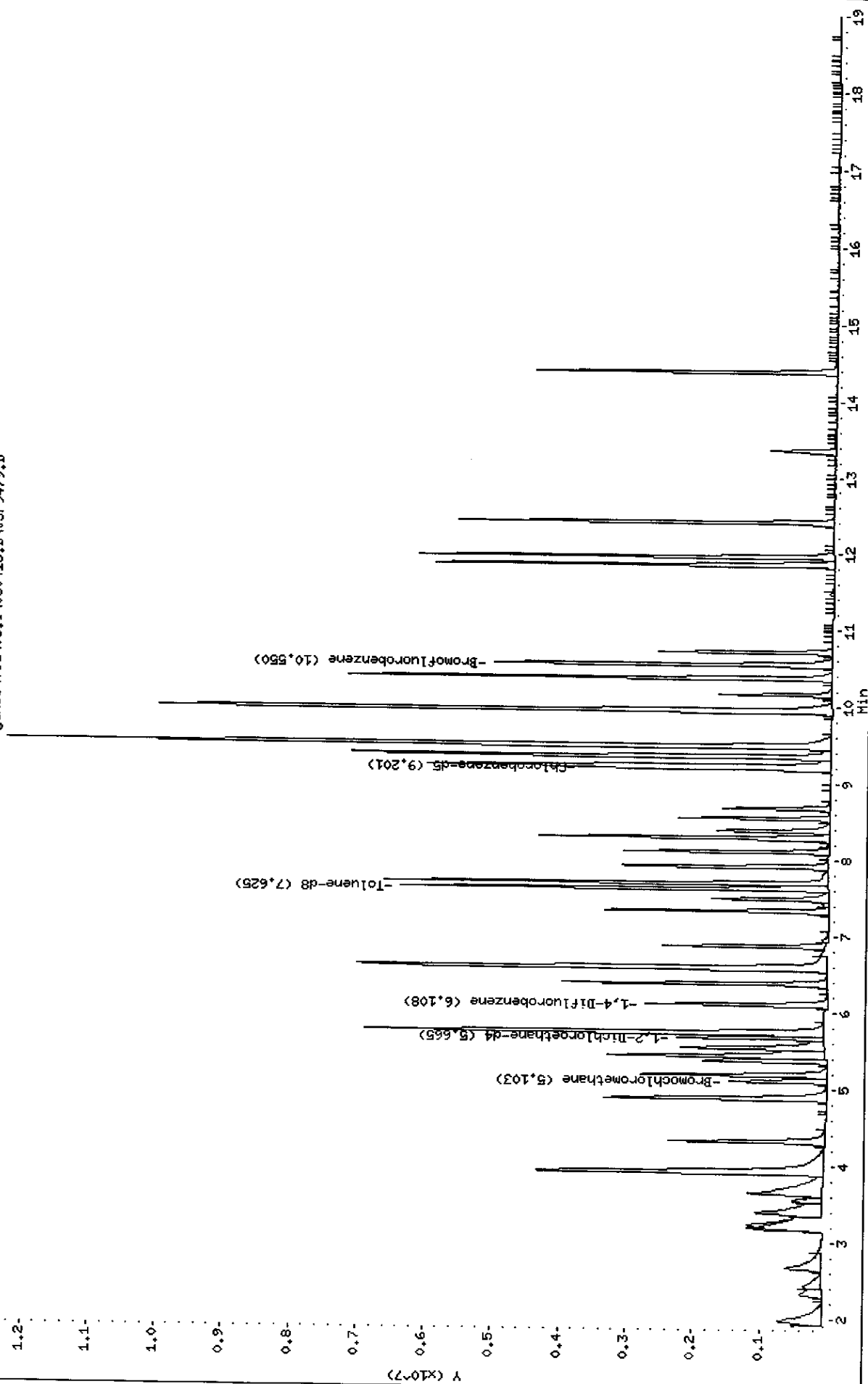
Column phase: DB-624

Instrument: v5.i

Operator: JC

Column diameter: 0.25

\\AVOCADRO\ORGANICS\voa\5.i\050413.B\VSF9479.D



Data File: \\AVOGADRO\ORGANICS\organic\voa\V5.i\050413.B\V5F9479.D  
Report Date: 06-May-2005 13:19

Mitkem Corporation

CLP OLM 3/4.X / ASP 95-1 Low Soil - Heated Purge  
Data file : \\AVOGADRO\ORGANICS\organic\voa\V5.i\050413.B\V5F9479.D  
Lab Smp Id: VSTD1005Z Client Smp ID: VSTD1005Z  
Inj Date : 13-APR-2005 14:26  
Operator : JC Inst ID: v5.i  
Smp Info : ,VSTD1005Z,VSTD1005Z  
Misc Info : ,1  
Comment :  
Method : \\AVOGADRO\ORGANICS\organic\voa\V5.i\050413.B\v5clp4h.m  
Meth Date : 13-Apr-2005 15:47 mtl Quant Type: ISTD  
Cal Date : 13-APR-2005 11:17 Cal File: V5F9476.D  
Als bottle: 4 Calibration Sample, Level: 4  
Dil Factor: 1.00000  
Integrator: HP RTE Compound Sublist: CLP4.sub  
Target Version: 4.03  
Processing Host: TARGET8

Concentration Formula:  $\text{Amt} * \text{DF} * \text{Uf} * 5 / (\text{Ws} * (100 - \text{M}) / 100)$

Name	Value	Description
DF	1.000	Dilution Factor
Uf	1.000	ng unit correction factor
Ws	5.000	Weight of sample (g)
M	0.000	% Moisture (not decanted)

Compounds	QUANT SIG						AMOUNTS	
	MASS	RT	EXP RT	REL RT	RESPONSE		CAL-AMT ( ug/L)	ON-COL ( ug/L)
1 Dichlorodifluoromethane	85	1.676	1.681	(0.328)	2351048		100.000	98
2 Chloromethane	50	1.863	1.858	(0.364)	2108545		100.000	96
3 Vinyl Chloride	62	1.971	1.977	(0.386)	1852654		100.000	99
4 Bromomethane	94	2.316	2.331	(0.453)	863109		100.000	96
5 Chloroethane	64	2.434	2.439	(0.476)	705451		100.000	91
6 Trichlorofluoromethane	101	2.671	2.676	(0.522)	1829165		100.000	97
7 1,1-Dichloroethene	96	3.173	3.178	(0.621)	993833		100.000	100
8 1,1,2-Trichloro-1,2,2-trifluo	101	3.202	3.208	(0.626)	931433		100.000	93
9 Acetone	43	3.232	3.227	(0.632)	668664		100.000	77
10 Carbon Disulfide	76	3.390	3.395	(0.663)	3787338		100.000	97
11 Methyl Acetate	43	3.931	3.927	(0.769)	982297		100.000	89
12 Methylene Chloride	84	3.646	3.641	(0.713)	1586535		100.000	130
13 trans-1,2-Dichloroethene	96	3.912	3.917	(0.765)	1473223		100.000	100
14 Methyl tert-Butyl Ether	73	3.931	3.927	(0.769)	4142468		100.000	96
15 1,1-Dichloroethane	63	4.315	4.321	(0.844)	3178215		100.000	97

Compounds	QUANT SIG				AMOUNTS		
	MASS	RT	EXP RT	REL RT	RESPONSE	CAL-AMT ( ug/L)	ON-COL ( ug/L)
=====	=====	==	=====	=====	=====	=====	=====
16 2-Butanone	43	4.896	4.892	(0.958)	1148760	100.000	94
17 cis-1,2-Dichloroethene	96	4.877	4.882	(0.954)	1508258	100.000	96
* 18 Bromochloromethane	128	5.113	5.109	(1.000)	505378	50.0000	
19 Chloroform	83	5.182	5.188	(1.013)	2712632	100.000	96
20 1,1,1-Trichloroethane	97	5.369	5.375	(0.879)	1704561	100.000	88
21 Cyclohexane	56	5.438	5.434	(0.890)	2927684	100.000	93
22 Carbon Tetrachloride	117	5.537	5.542	(0.906)	1595547	100.000	
\$ 23 1,2-Dichloroethane-d4	65	5.665	5.670	(1.108)	1940657	100.000	91
24 1,2-Dichloroethane	62	5.744	5.739	(1.123)	1982191	100.000	93
25 Benzene	78	5.734	5.739	(0.939)	5831989	100.000	93
* 26 1,4-Difluorobenzene	114	6.108	6.104	(1.000)	2586481	50.0000	
27 Trichloroethene	130	6.374	6.379	(1.044)	1541493	100.000	93
28 Methylcyclohexane	83	6.581	6.576	(1.077)	2486602	100.000	96
29 1,2-Dichloropropane	63	6.591	6.596	(1.079)	1677292	100.000	91
30 Bromodichloromethane	83	6.866	6.872	(1.124)	2005997	100.000	91
31 cis-1,3-Dichloropropene	75	7.329	7.335	(1.200)	2378049	100.000	92
32 4-Methyl-2-Pentanone	43	7.487	7.492	(0.814)	1760479	100.000	93
\$ 33 Toluene-d8	98	7.625	7.620	(0.829)	4945238	100.000	96
34 Toluene	91	7.694	7.699	(0.836)	5476518	100.000	97
35 trans-1,3-Dichloropropene	75	7.920	7.916	(1.297)	2125644	100.000	91
36 1,1,2-Trichloroethane	97	8.117	8.113	(1.329)	1128422	100.000	92
37 Tetrachloroethene	164	8.295	8.290	(0.902)	1212496	100.000	100
38 2-Hexanone	43	8.383	8.389	(0.911)	1623251	100.000	96
39 Dibromochloromethane	129	8.551	8.546	(1.400)	1423903	100.000	92
40 1,2-Dibromoethane	107	8.679	8.684	(0.943)	1327885	100.000	96
* 42 Chlorobenzene-d5	117	9.201	9.196	(1.000)	2250238	50.0000	
43 Chlorobenzene	112	9.230	9.236	(1.003)	3643213	100.000	96
44 Ethylbenzene	106	9.358	9.354	(1.017)	1861330	100.000	99
45 m,p-Xylene	106	9.486	9.492	(1.031)	4508822	200.000	190
46 o-Xylene	106	9.949	9.945	(1.081)	2214740	100.000	97
47 Styrene	104	9.959	9.955	(1.082)	2947476	100.000	97
48 Bromoform	173	10.166	10.171	(1.664)	961812	100.000	90
49 Isopropylbenzene	105	10.373	10.378	(1.127)	5834044	100.000	98
\$ 50 Bromofluorobenzene	95	10.550	10.556	(1.147)	2141536	100.000	92
51 1,1,2,2-Tetrachloroethane	83	10.708	10.713	(1.164)	1838431	100.000	93
M 41 Xylene (Total)	106				6723562	100.000	290
52 1,3-Dichlorobenzene	146	11.850	11.856	(1.288)	3164070	100.000	97
53 1,4-Dichlorobenzene	146	11.959	11.964	(1.300)	3167336	100.000	95
54 1,2-Dichlorobenzene	146	12.412	12.407	(1.349)	2929683	100.000	95
55 1,2-Dibromo-3-chloropropane	75	13.347	13.353	(1.451)	298600	100.000	93
56 1,2,4-Trichlorobenzene	180	14.382	14.387	(1.563)	1720976	100.000	91

SB  
5/6/05



Data File: \\AVOCADRO\ORGANICS\organic\voa\VS.i\050413.B\VF9478.D  
Date : 13-APR-2005 13:40  
Client ID: VSTD2005Z  
Sample Info: .VSTD2005Z.VSTD2005Z

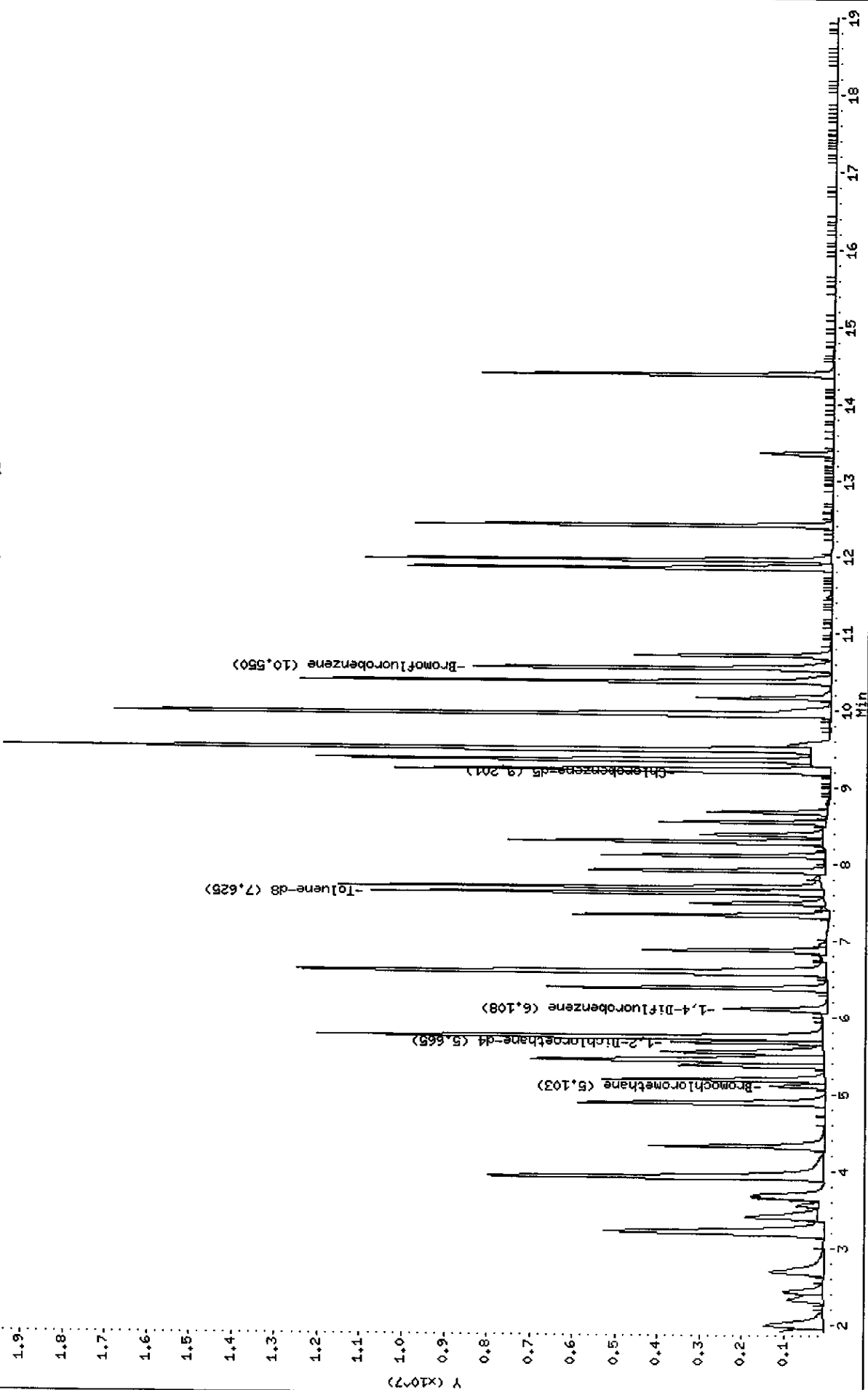
Column phase: DB-624

Instrument: v5.i

Operator: JC

Column diameter: 0.25

\\AVOCADRO\ORGANICS\organic\voa\VS.i\050413.B\VF9478.D



Data File: \\AVOGADRO\ORGANICS\organic\voa\V5.i\050413.B\V5F9478.D  
Report Date: 06-May-2005 13:19

Mitkem Corporation

CLP OLM 3/4.X / ASP 95-1 Low Soil - Heated Purge  
Data file : \\AVOGADRO\ORGANICS\organic\voa\V5.i\050413.B\V5F9478.D  
Lab Smp Id: VSTD2005Z Client Smp ID: VSTD2005Z  
Inj Date : 13-APR-2005 13:40  
Operator : JC Inst ID: v5.i  
Smp Info : ,VSTD2005Z,VSTD2005Z  
Misc Info : ,1  
Comment :  
Method : \\AVOGADRO\ORGANICS\organic\voa\V5.i\050413.B\v5clp4h.m  
Meth Date : 13-Apr-2005 15:47 mtl Quant Type: ISTD  
Cal Date : 13-APR-2005 11:17 Cal File: V5F9476.D  
Als bottle: 3 Calibration Sample, Level: 5  
Dil Factor: 1.00000  
Integrator: HP RTE Compound Sublist: CLP4.sub  
Target Version: 4.03  
Processing Host: TARGET8

Concentration Formula:  $\text{Amt} * \text{DF} * \text{Uf} * 5 / (\text{Ws} * (100 - \text{M}) / 100)$

Name	Value	Description
DF	1.000	Dilution Factor
Uf	1.000	ng unit correction factor
Ws	5.000	Weight of sample (g)
M	0.000	% Moisture (not decanted)

Compounds	QUANT SIG						AMOUNTS	
	MASS	RT	EXP RT	REL RT	RESPONSE		CAL-AMT ( ug/L)	ON-COL ( ug/L)
1 Dichlorodifluoromethane	85	1.686	1.681	(0.330)	4638936	200.000	210 (A)	
2 Chloromethane	50	1.873	1.858	(0.366)	3956579	200.000	200	
3 Vinyl Chloride	62	1.991	1.977	(0.389)	3649116	200.000	220 (A)	
4 Bromomethane	94	2.326	2.331	(0.455)	1689026	200.000	200 (A)	
5 Chloroethane	64	2.424	2.439	(0.474)	1406555	200.000	190	
6 Trichlorofluoromethane	101	2.680	2.676	(0.524)	3647211	200.000	210 (A)	
7 1,1-Dichloroethene	96	3.193	3.178	(0.624)	1818202	200.000	210 (A)	
8 1,1,2-Trichloro-1,2,2-trifluo	101	3.212	3.208	(0.628)	2448511	200.000	270 (A)	
9 Acetone	43	3.222	3.227	(0.630)	1257919	200.000	150	
10 Carbon Disulfide	76	3.409	3.395	(0.667)	7260010	200.000	200 (A)	
11 Methyl Acetate	43	3.921	3.927	(0.767)	1838247	200.000	180	
12 Methylene Chloride	84	3.685	3.641	(0.721)	2228276	200.000	220 (A)	
13 trans-1,2-Dichloroethene	96	3.912	3.917	(0.765)	2731509	200.000	210 (A)	
14 Methyl tert-Butyl Ether	73	3.931	3.927	(0.769)	7204038	200.000	180	
15 1,1-Dichloroethane	63	4.315	4.321	(0.844)	5859680	200.000	200	

Compounds	QUANT SIG				RESPONSE	AMOUNTS	
	MASS	RT	EXP RT	REL RT		CAL-AMT ( ug/L)	ON-COL ( ug/L)
=====	----	==	=====	=====	=====	=====	=====
16 2-Butanone	43	4.887	4.892	(0.956)	2052862	200.000	180
17 cis-1,2-Dichloroethene	96	4.877	4.882	(0.954)	2809266	200.000	200
* 18 Bromochloromethane	128	5.113	5.109	(1.000)	455483	50.0000	
19 Chloroform	83	5.182	5.188	(1.013)	4991468	200.000	190
20 1,1,1-Trichloroethane	97	5.369	5.375	(0.879)	3714127	200.000	210 (A)
21 Cyclohexane	56	5.438	5.434	(0.890)	5712942	200.000	200
22 Carbon Tetrachloride	117	5.537	5.542	(0.906)	3280310	200.000	200 (A)
\$ 23 1,2-Dichloroethane-d4	65	5.665	5.670	(1.108)	3362836	200.000	170
24 1,2-Dichloroethane	62	5.744	5.739	(1.123)	3630200	200.000	190
25 Benzene	78	5.734	5.739	(0.939)	10041562	200.000	180
* 26 1,4-Difluorobenzene	114	6.108	6.104	(1.000)	2295611	50.0000	
27 Trichloroethene	130	6.374	6.379	(1.044)	2799914	200.000	190
28 Methylcyclohexane	83	6.581	6.576	(1.077)	4576605	200.000	200
29 1,2-Dichloropropane	63	6.591	6.596	(1.079)	2858977	200.000	170
30 Bromodichloromethane	83	6.866	6.872	(1.124)	3682903	200.000	180
31 cis-1,3-Dichloropropene	75	7.329	7.335	(1.200)	4448791	200.000	190
32 4-Methyl-2-Pentanone	43	7.487	7.492	(0.814)	3052913	200.000	170
\$ 33 Toluene-d8	98	7.625	7.620	(0.829)	8078827	200.000	160
34 Toluene	91	7.694	7.699	(0.836)	9308292	200.000	170
35 trans-1,3-Dichloropropene	75	7.910	7.916	(1.295)	3961331	200.000	190
36 1,1,2-Trichloroethane	97	8.117	8.113	(1.329)	1946642	200.000	170
37 Tetrachloroethene	164	8.295	8.290	(0.902)	2138758	200.000	190
38 2-Hexanone	43	8.383	8.389	(0.911)	2811025	200.000	170
39 Dibromochloromethane	129	8.551	8.546	(1.400)	2676903	200.000	190
40 1,2-Dibromoethane	107	8.679	8.684	(0.943)	2447057	200.000	190
* 42 Chlorobenzene-d5	117	9.201	9.196	(1.000)	2119307	50.0000	
43 Chlorobenzene	112	9.230	9.236	(1.003)	6507801	200.000	180
44 Ethylbenzene	106	9.358	9.354	(1.017)	3406006	200.000	190
45 m,p-Xylene	106	9.496	9.492	(1.032)	7965699	400.000	360
46 o-Xylene	106	9.949	9.945	(1.081)	3934261	200.000	180
47 Styrene	104	9.959	9.955	(1.082)	5114223	200.000	180
48 Bromoform	173	10.166	10.171	(1.664)	1826622	200.000	190
49 Isopropylbenzene	105	10.373	10.378	(1.127)	10394310	200.000	180
\$ 50 Bromofluorobenzene	95	10.550	10.556	(1.147)	3688808	200.000	160
51 1,1,2,2-Tetrachloroethane	83	10.708	10.713	(1.164)	3299571	200.000	170
M 41 Xylene (Total)	106				11899960	200.000	550
52 1,3-Dichlorobenzene	146	11.860	11.856	(1.289)	5613662	200.000	180
53 1,4-Dichlorobenzene	146	11.959	11.964	(1.300)	5672123	200.000	180
54 1,2-Dichlorobenzene	146	12.412	12.407	(1.349)	5244148	200.000	180
55 1,2-Dibromo-3-chloropropane	75	13.347	13.353	(1.451)	538478	200.000	170
56 1,2,4-Trichlorobenzene	180	14.382	14.387	(1.563)	3138400	200.000	170

# QC Flag Legend

A - Target compound detected but, quantitated amount exceeded maximum amount.

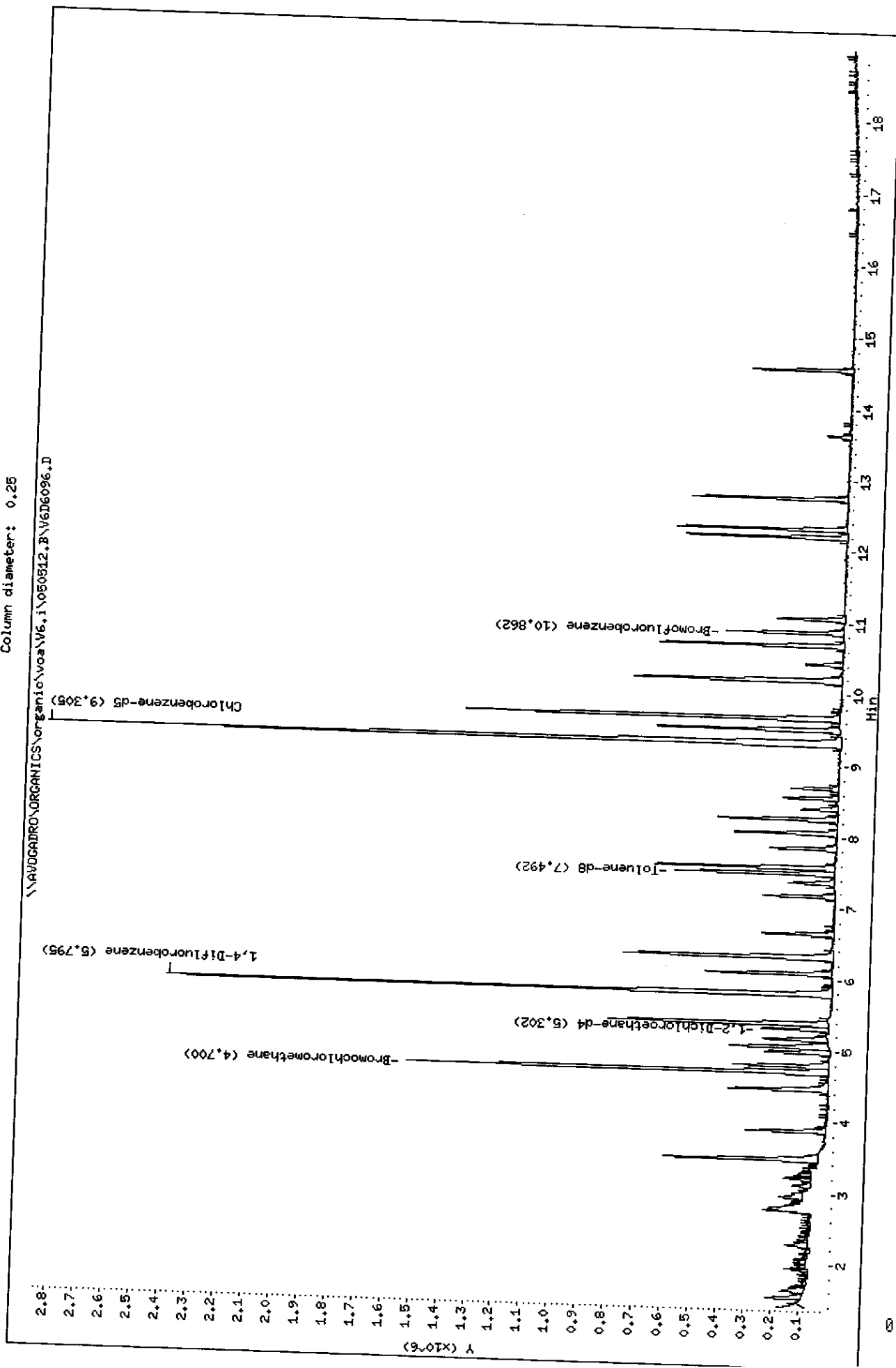
SB  
5/6/05

Data File: \\AUGADRO\ORGANICS\organic\voa\6.i\050512.B\6D6096.D  
 Date : 12-MAY-2005 15:06  
 Client ID: VSTD0106B  
 Sample Info: ,VSTD0106B,VSTD0106B  
 Purge Volume: 5.0  
 Column phase: DB-624

**COPY**

Original Documents Are Included in CSF  
 Signed: \_\_\_\_\_ Date: \_\_\_\_\_

Instrument: V6.i  
 Operator: SB SRC: SB  
 Column diameter: 0.25



Data File: \\AVOGADRO\ORGANICS\organic\voa\V6.i\050512.B\V6D6096.D  
Report Date: 13-May-2005 09:08

Mitkem Corporation

CLP OLM4.X - Water and Medium Soils  
Data file : \\AVOGADRO\ORGANICS\organic\voa\V6.i\050512.B\V6D6096.D  
Lab Smp Id: VSTD0106B Client Smp ID: VSTD0106B  
Inj Date : 12-MAY-2005 15:06  
Operator : SB SRC: SB Inst ID: V6.i  
Smp Info : ,VSTD0106B,VSTD0106B  
Misc Info : ,1,1  
Comment :  
Method : \\AVOGADRO\ORGANICS\organic\voa\V6.i\050512.B\v6clp4s.m  
Meth Date : 13-May-2005 09:08 mt1 Quant Type: ISTD  
Cal Date : 12-MAY-2005 12:40 Cal File: V6D6091.D  
Als bottle: 6 Calibration Sample, Level: 1  
Dil Factor: 1.00000 Compound Sublist: CLP4.sub  
Integrator: HP RTE  
Target Version: 4.03  
Processing Host: TARGET8

Concentration Formula: Amt \* DF \* Uf \* 5/Vo

Name	Value	Description
DF	1.000	Dilution Factor
Uf	1.000	ng unit correction factor
Vo	5.000	Sample Volume purged (mL)

Compounds	QUANT SIG			AMOUNTS		
	MASS	RT	EXP RT	REL RT	RESPONSE	CAL-AMT ( ug/L)
						ON-COL ( ug/L)
1 Dichlorodifluoromethane	85	1.378	1.374 (0.293)		164394	10.0000
2 Chloromethane	50	1.530	1.532 (0.326)		212300	10.0000
3 Vinyl Chloride	62	1.634	1.635 (0.348)		157911	10.0000
4 Bromomethane	94	1.944	1.940 (0.414)		76403	10.0000
5 Chloroethane	64	2.041	2.049 (0.434)		76450	10.0000
6 Trichlorofluoromethane	101	2.272	2.274 (0.484)		96612	10.0000
7 1,1-Dichloroethene	96	2.753	2.755 (0.586)		69544	10.0000
9 Acetone	43	2.796	2.791 (0.595)		81892	10.0000
8 1,1,2-Trichloro-1,2,2-trifluo	101	2.759	2.773 (0.587)		65429	10.0000
10 Carbon Disulfide	76	2.960	2.955 (0.630)		321292	10.0000
11 Methyl Acetate	43	3.112	3.114 (0.662)		96915	10.0000
12 Methylene Chloride	84	3.228	3.217 (0.687)		105109	10.0000
13 trans-1,2-Dichloroethene	96	3.471	3.473 (0.739)		147174	10.0000
14 Methyl tert-Butyl Ether	73	3.483	3.485 (0.741)		350864	10.0000
15 1,1-Dichloroethane	63	3.872	3.874 (0.824)		320135	10.0000
16 2-Butanone	43	4.487	4.482 (0.955)		143047	10.0000

COPY

Original Documents Are Included in CSF \_\_\_\_\_

Signed: \_\_\_\_\_ Date: \_\_\_\_\_ 0174

Data File: \\AVOGADRO\ORGANICS\organic\voa\V6.i\050512.B\V6D6096.D  
Report Date: 13-May-2005 09:08

Compounds	QUANT SIG				RESPONSE	AMOUNTS	
	MASS	RT	EXP RT	REL RT		CAL-AMT ( ug/L)	ON-COL ( ug/L)
17 cis-1,2-Dichloroethene	96	4.463	4.458	(0.950)	146650	10.0000	
* 18 Bromochloromethane	128	4.700	4.701	(1.000)	396679	50.0000	9 (a)
19 Chloroform	83	4.791	4.793	(1.019)	282408	10.0000	
20 1,1,1-Trichloroethane	97	4.986	4.987	(0.860)	187847	10.0000	10
21 Cyclohexane	56	5.053	5.048	(0.872)	228822	10.0000	10
22 Carbon Tetrachloride	117	5.162	5.164	(0.891)	163149	10.0000	8 (a)
\$ 23 1,2-Dichloroethane-d4	65	5.302	5.304	(1.128)	212790	10.0000	9 (a)
25 Benzene	78	5.375	5.377	(0.928)	579852	10.0000	10
24 1,2-Dichloroethane	62	5.387	5.383	(1.146)	255321	10.0000	10
* 26 1,4-Difluorobenzene	114	5.795	5.796	(1.000)	2067898	50.0000	10
27 Trichloroethene	130	6.081	6.088	(1.049)	173918	10.0000	10
28 Methylcyclohexane	83	6.306	6.307	(1.088)	194428	10.0000	9 (a)
29 1,2-Dichloropropane	63	6.324	6.326	(1.091)	189157	10.0000	10
30 Bromodichloromethane	83	6.640	6.642	(1.146)	185657	10.0000	9 (a)
31 cis-1,3-Dichloropropene	75	7.170	7.171	(1.237)	164935	10.0000	8 (a)
32 4-Methyl-2-Pentanone	43	7.364	7.360	(0.791)	171828	10.0000	8 (a)
\$ 33 Toluene-d8	98	7.492	7.494	(0.805)	459419	10.0000	9 (a)
34 Toluene	91	7.577	7.573	(0.814)	556515	10.0000	9 (a)
35 trans-1,3-Dichloropropene	75	7.839	7.840	(1.353)	149130	10.0000	8 (a)
36 1,1,2-Trichloroethane	97	8.058	8.059	(1.391)	139124	10.0000	9 (a)
37 Tetrachloroethene	164	8.252	8.254	(0.887)	111826	10.0000	9 (a)
38 2-Hexanone	43	8.405	8.394	(0.903)	131122	10.0000	9 (a)
39 Dibromochloromethane	129	8.557	8.552	(1.477)	138376	10.0000	9 (a)
40 1,2-Dibromoethane	107	8.691	8.692	(0.934)	146078	10.0000	9 (a)
* 42 Chlorobenzene-d5	117	9.305	9.307	(1.000)	1888060	50.0000	
43 Chlorobenzene	112	9.341	9.343	(1.004)	408022	10.0000	10
44 Ethylbenzene	106	9.506	9.501	(1.022)	178834	10.0000	8 (a)
45 m,p-Xylene	106	9.664	9.665	(1.039)	485608	20.0000	18
46 o-Xylene	106	10.187	10.189	(1.095)	219569	10.0000	9 (a)
47 Styrene	104	10.205	10.207	(1.097)	189494	10.0000	9 (a)
48 Bromoform	173	10.424	10.426	(1.799)	78979	10.0000	8 (a)
49 Isopropylbenzene	105	10.680	10.681	(1.148)	490603	10.0000	8 (a)
\$ 50 Bromofluorobenzene	95	10.862	10.864	(1.167)	164946	10.0000	9 (a)
51 1,1,2,2-Tetrachloroethane	83	11.057	11.059	(1.188)	151623	10.0000	9 (a)
M 41 Xylene (Total)	106				705177	10.0000	27
52 1,3-Dichlorobenzene	146	12.207	12.202	(1.312)	265595	10.0000	9 (a)
53 1,4-Dichlorobenzene	146	12.310	12.312	(1.323)	283283	10.0000	9 (a)
54 1,2-Dichlorobenzene	146	12.742	12.744	(1.369)	264307	10.0000	9 (a)
55 1,2-Dibromo-3-chloropropane	75	13.624	13.626	(1.464)	25513	10.0000	8 (a)
56 1,2,4-Trichlorobenzene	180	14.555	14.551	(1.564)	125801	10.0000	7 (a)

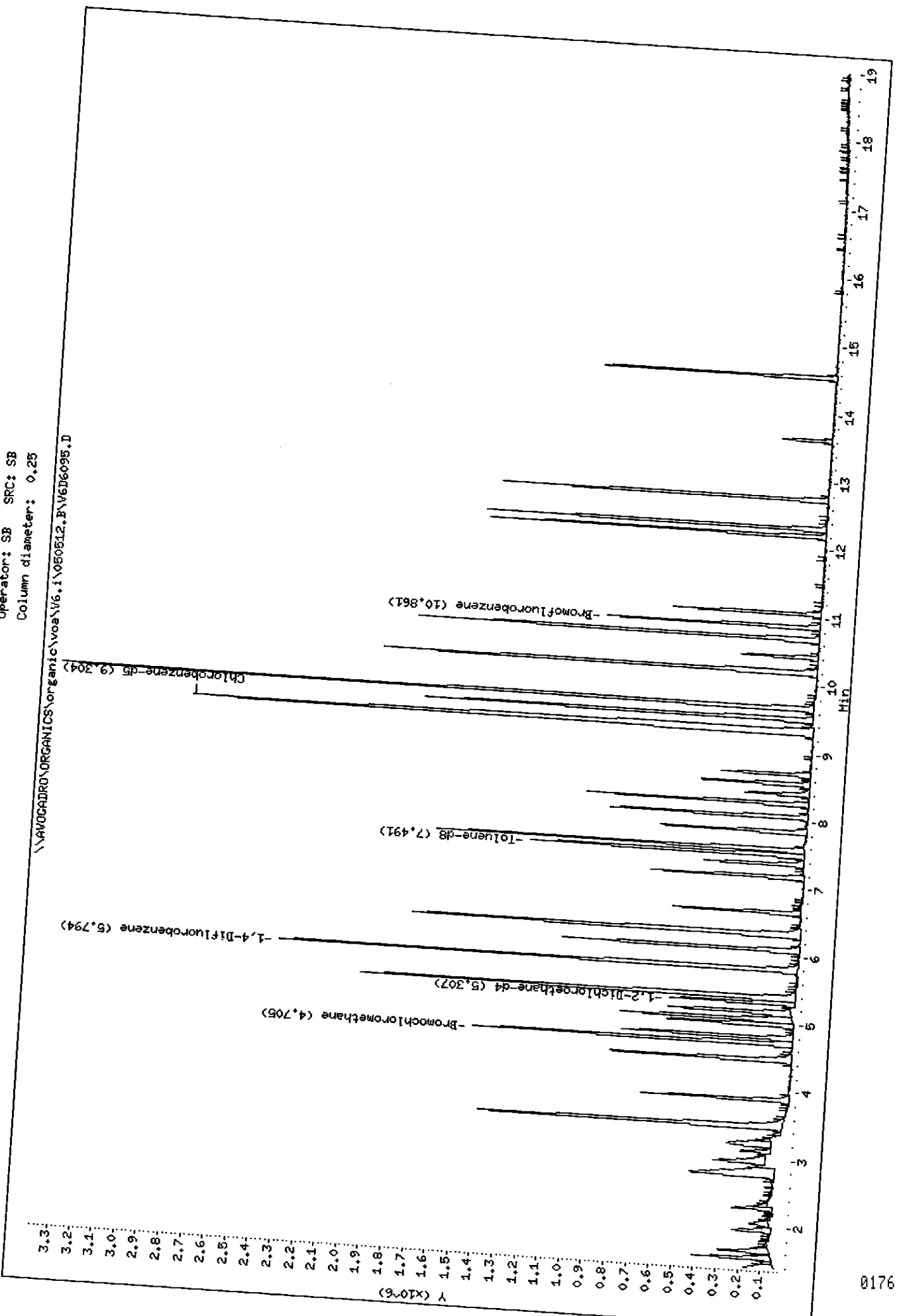
# QC Flag Legend

a - Target compound detected but, quantitated amount  
Below Limit Of Quantitation(BLOQ).

SB  
5/13/05

Data File: \\AVOCADRO\ORGANICS\organic\voa\6.i\050512.B\6D6095.D  
Date : 12-MAY-2005 14:25  
Client ID: VSTD0206B  
Sample Info: VSTD0206B, VSTD0206B  
Purge Volume: 5.0  
Column phase: DB-624

Instrument: V6.i  
Operator: SB SRC: SB  
Column diameter: 0.25



Data File: \\AVOGADRO\ORGANICS\organic\voa\V6.i\050512.B\V6D6095.D  
 Report Date: 13-May-2005 09:08

Mitkem Corporation

CLP OLM4.X - Water and Medium Soils  
 Data file : \\AVOGADRO\ORGANICS\organic\voa\V6.i\050512.B\V6D6095.D  
 Lab Smp Id: VSTD0206B Client Smp ID: VSTD0206B  
 Inj Date : 12-MAY-2005 14:25  
 Operator : SB SRC: SB Inst ID: V6.i  
 Smp Info : ,VSTD0206B,VSTD0206B  
 Misc Info : ,1,2  
 Comment :  
 Method : \\AVOGADRO\ORGANICS\organic\voa\V6.i\050512.B\v6clp4s.m  
 Meth Date : 13-May-2005 09:08 mtl Quant Type: ISTD  
 Cal Date : 12-MAY-2005 12:40 Cal File: V6D6091.D  
 Als bottle: 5 Calibration Sample, Level: 2  
 Dil Factor: 1.00000  
 Integrator: HP RTE Compound Sublist: CLP4.sub  
 Target Version: 4.03  
 Processing Host: TARGET3

Concentration Formula:  $\text{Amt} * \text{DF} * \text{Uf} * 5/\text{Vo}$

Name	Value	Description
DF	1.000	Dilution Factor
Uf	1.000	ng unit correction factor
Vo	5.000	Sample Volume purged (mL)

Compounds	QUANT SIG			AMOUNTS		
	MASS	RT	EXP RT REL RT	RESPONSE	CAL-AMT ( ug/L)	ON-COL ( ug/L)
=====	====	==	=====	=====	=====	=====
1 Dichlorodifluoromethane	85	1.371	1.374 (0.291)	360388	20.0000	21
2 Chloromethane	50	1.529	1.532 (0.325)	437276	20.0000	23
3 Vinyl Chloride	62	1.633	1.635 (0.347)	349729	20.0000	23
4 Bromomethane	94	1.937	1.940 (0.412)	178695	20.0000	24
5 Chloroethane	64	2.040	2.049 (0.434)	169533	20.0000	24
6 Trichlorofluoromethane	101	2.271	2.274 (0.483)	332590	20.0000	24
7 1,1-Dichloroethene	96	2.764	2.755 (0.588)	239699	20.0000	24
9 Acetone	43	2.795	2.791 (0.594)	93917	20.0000	18
8 1,1,2-Trichloro-1,2,2-trifluo	101	2.770	2.773 (0.589)	190735	20.0000	22
10 Carbon Disulfide	76	2.953	2.955 (0.628)	785152	20.0000	24
11 Methyl Acetate	43	3.111	3.114 (0.661)	230916	20.0000	23
12 Methylene Chloride	84	3.227	3.217 (0.686)	187870	20.0000	19
13 trans-1,2-Dichloroethene	96	3.470	3.473 (0.738)	333145	20.0000	23
14 Methyl tert-Butyl Ether	73	3.488	3.485 (0.741)	885152	20.0000	22
15 1,1-Dichloroethane	63	3.877	3.874 (0.824)	742702	20.0000	23
16 2-Butanone	43	4.486	4.482 (0.953)	236129	20.0000	19

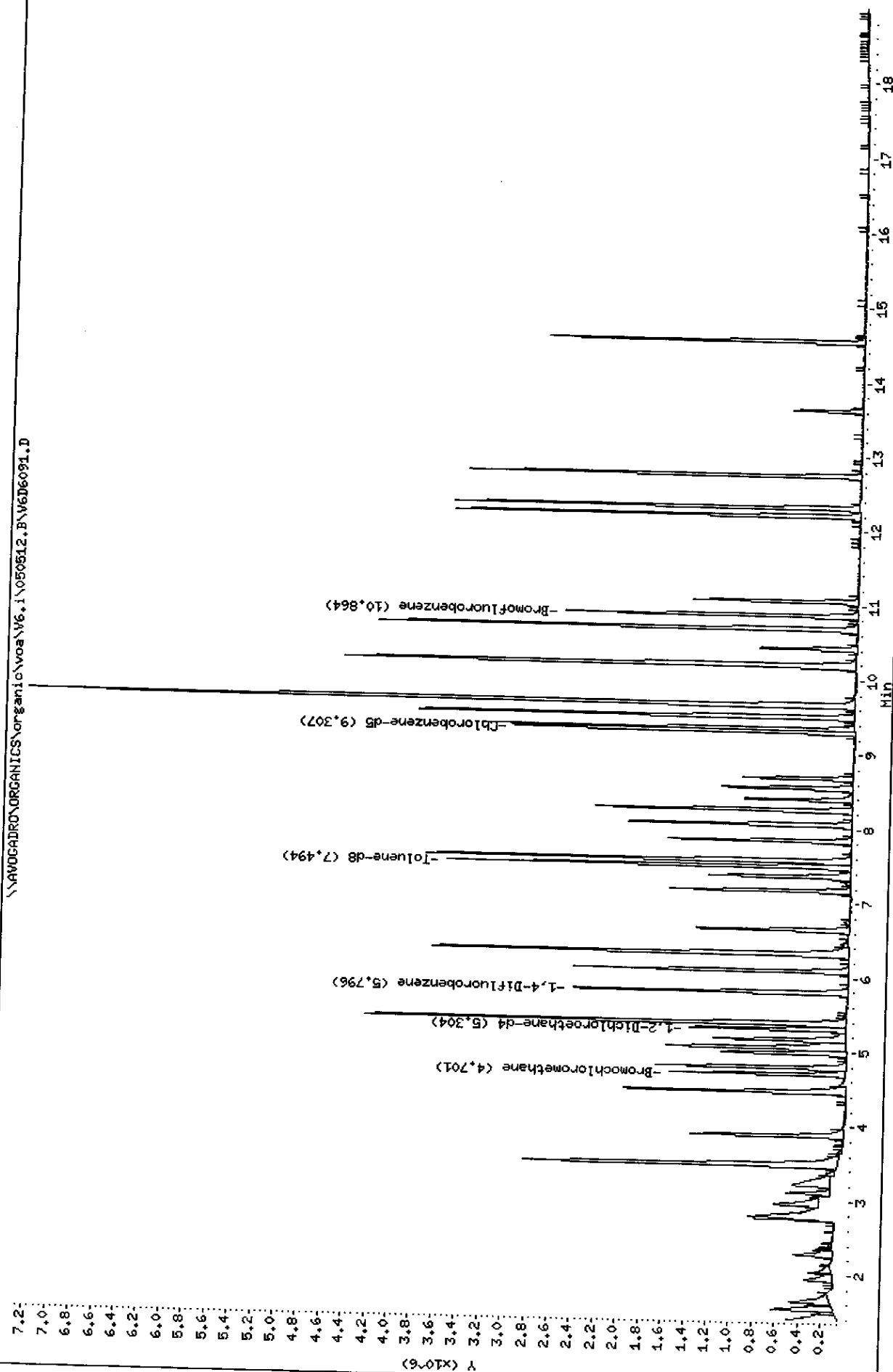


Compounds	QUANT SIG				RESPONSE	AMOUNTS	
	MASS	RT	EXP RT	REL RT		CAL-AMT ( ug/L)	ON-COL ( ug/L)
17 cis-1,2-Dichloroethene	96	4.468	4.458 (0.950)		339909	20.0000	21
* 18 Bromochloromethane	128	4.705	4.701 (1.000)		394855	50.0000	
19 Chloroform	83	4.790	4.793 (1.018)		640555	20.0000	23
20 1,1,1-Trichloroethane	97	4.985	4.987 (0.860)		451641	20.0000	24
21 Cyclohexane	56	5.058	5.048 (0.873)		552473	20.0000	20
22 Carbon Tetrachloride	117	5.167	5.164 (0.892)		387221	20.0000	23
\$ 23 1,2-Dichloroethane-d4	65	5.307	5.304 (1.128)		451813	20.0000	22
25 Benzene	78	5.374	5.377 (0.928)		1352273	20.0000	23
24 1,2-Dichloroethane	62	5.386	5.383 (1.145)		583010	20.0000	23
* 26 1,4-Difluorobenzene	114	5.794	5.796 (1.000)		2009538	50.0000	
27 Trichloroethene	130	6.086	6.088 (1.050)		390404	20.0000	22
28 Methylcyclohexane	83	6.311	6.307 (1.089)		443151	20.0000	21
29 1,2-Dichloropropane	63	6.323	6.326 (1.091)		436599	20.0000	23
30 Bromodichloromethane	83	6.639	6.642 (1.146)		442287	20.0000	22
31 cis-1,3-Dichloropropene	75	7.169	7.171 (1.237)		438874	20.0000	22
32 4-Methyl-2-Pentanone	43	7.363	7.360 (0.791)		431378	20.0000	21
\$ 33 Toluene-d8	98	7.497	7.494 (0.806)		975693	20.0000	20
34 Toluene	91	7.576	7.573 (0.814)		1403634	20.0000	23
35 trans-1,3-Dichloropropene	75	7.844	7.840 (1.354)		413485	20.0000	21
36 1,1,2-Trichloroethane	97	8.063	8.059 (1.392)		321830	20.0000	22
37 Tetrachloroethene	164	8.258	8.254 (0.888)		277284	20.0000	23
38 2-Hexanone	43	8.397	8.394 (0.903)		277837	20.0000	19
39 Dibromochloromethane	129	8.556	8.552 (1.477)		320630	20.0000	22
40 1,2-Dibromoethane	107	8.690	8.692 (0.934)		345459	20.0000	22
* 42 Chlorobenzene-d5	117	9.304	9.307 (1.000)		1856273	50.0000	
43 Chlorobenzene	112	9.340	9.343 (1.004)		955999	20.0000	23
44 Ethylbenzene	106	9.505	9.501 (1.022)		483387	20.0000	22
45 m,p-Xylene	106	9.663	9.665 (1.039)		1215849	40.0000	46
46 o-Xylene	106	10.186	10.189 (1.095)		560617	20.0000	22
47 Styrene	104	10.210	10.207 (1.097)		353652	20.0000	19
48 Bromoform	173	10.417	10.426 (1.798)		203392	20.0000	21
49 Isopropylbenzene	105	10.679	10.681 (1.148)		1372535	20.0000	23
\$ 50 Bromofluorobenzene	95	10.861	10.864 (1.167)		381232	20.0000	20
51 1,1,2,2-Tetrachloroethane	83	11.056	11.059 (1.188)		394524	20.0000	22
M 41 Xylene (Total)	106	12.200	12.202 (1.311)		1776466	20.0000	69
52 1,3-Dichlorobenzene	146	12.309	12.312 (1.323)		686138	20.0000	23
53 1,4-Dichlorobenzene	146	12.741	12.744 (1.369)		721193	20.0000	23
54 1,2-Dichlorobenzene	146	13.623	13.626 (1.464)		661915	20.0000	22
55 1,2-Dibromo-3-chloropropane	75	14.548	14.551 (1.564)		70326	20.0000	21
56 1,2,4-Trichlorobenzene	180				338140	20.0000	21

58  
5/13/05

Data File: \\AVOCADRO\ORGANICS\organic\voa\W6.i\050512.B\W6D6091.D  
Date : 12-MAY-2005 12:40  
Client ID: VSTD0506B  
Sample Info: ,VSTD0506B,VSTD0506B  
Purge Volume: 5.0  
Column phase: DB-624

Instrument: W6.i  
Operator: SB SRC: SB  
Column diameter: 0.25



Data File: \\AVOGADRO\ORGANICS\organic\voa\V6.i\050512.B\V6D6091.D  
 Report Date: 13-May-2005 09:08

Mitkem Corporation

CLP OLM4.X - Water and Medium Soils  
 Data file : \\AVOGADRO\ORGANICS\organic\voa\V6.i\050512.B\V6D6091.D  
 Lab Smp Id: VSTD0506B Client Smp ID: VSTD0506B  
 Inj Date : 12-MAY-2005 12:40  
 Operator : SB SRC: SB Inst ID: V6.i  
 Smp Info : ,VSTD0506B,VSTD0506B  
 Misc Info : ,1,3  
 Comment :  
 Method : \\AVOGADRO\ORGANICS\organic\voa\V6.i\050512.B\v6clp4s.m  
 Meth Date : 13-May-2005 09:08 mtl Quant Type: ISTD  
 Cal Date : 12-MAY-2005 12:40 Cal File: V6D6091.D  
 Als bottle: 1 Calibration Sample, Level: 3  
 Dil Factor: 1.00000  
 Integrator: HP RTE Compound Sublist: CLP4.sub  
 Target Version: 4.03  
 Processing Host: TARGET3

Concentration Formula:  $\text{Amt} * \text{DF} * \text{Uf} * 5/\text{Vo}$

Name	Value	Description
DF	1.000	Dilution Factor
Uf	1.000	ng unit correction factor
Vo	5.000	Sample Volume purged (mL)


Compounds	QUANT SIG		AMOUNTS				
	MASS	RT	EXP RT	REL RT	RESPONSE	CAL-AMT ( ug/L)	ON-COL ( ug/L)
1 Dichlorodifluoromethane	85	1.374	1.374	(0.292)	857916	50.0000	50
2 Chloromethane	50	1.532	1.532	(0.326)	936981	50.0000	50
3 Vinyl Chloride	62	1.635	1.635	(0.348)	773556	50.0000	50
4 Bromomethane	94	1.940	1.940	(0.413)	360503	50.0000	50
5 Chloroethane	64	2.049	2.049	(0.436)	365214	50.0000	50
6 Trichlorofluoromethane	101	2.274	2.274	(0.484)	653603	50.0000	50
7 1,1-Dichloroethene	96	2.755	2.755	(0.586)	462813	50.0000	50
9 Acetone	43	2.791	2.791	(0.594)	387213	50.0000	50
8 1,1,2-Trichloro-1,2,2-trifluo	101	2.773	2.773	(0.590)	388477	50.0000	50
10 Carbon Disulfide	76	2.955	2.955	(0.629)	1580218	50.0000	50
11 Methyl Acetate	43	3.114	3.114	(0.662)	511176	50.0000	50
12 Methylene Chloride	84	3.217	3.217	(0.684)	544156	50.0000	50
13 trans-1,2-Dichloroethene	96	3.473	3.473	(0.739)	759819	50.0000	50
14 Methyl tert-Butyl Ether	73	3.485	3.485	(0.741)	2060012	50.0000	50
15 1,1-Dichloroethane	63	3.874	3.874	(0.824)	1641882	50.0000	50
16 2-Butanone	43	4.482	4.482	(0.953)	798428	50.0000	50

Compounds	QUANT SIG			RESPONSE	AMOUNTS	
	MASS	RT	EXP RT REL RT		CAL-AMT ( ug/L)	ON-COL ( ug/L)
17 cis-1,2-Dichloroethene	96	4.458	4.458 (0.948)	819702	50.0000	50
* 18 Bromochloromethane	128	4.701	4.701 (1.000)	419825	50.0000	
19 Chloroform	83	4.793	4.793 (1.019)	1388537	50.0000	50
20 1,1,1-Trichloroethane	97	4.987	4.987 (0.860)	903258	50.0000	50
21 Cyclohexane	56	5.048	5.048 (0.871)	1434091	50.0000	50
22 Carbon Tetrachloride	117	5.164	5.164 (0.891)	812337	50.0000	50
\$ 23 1,2-Dichloroethane-d4	65	5.304	5.304 (1.128)	1041866	50.0000	50
25 Benzene	78	5.377	5.377 (0.928)	2978412	50.0000	50
24 1,2-Dichloroethane	62	5.383	5.383 (1.145)	1293253	50.0000	50
* 26 1,4-Difluorobenzene	114	5.796	5.796 (1.000)	2149059	50.0000	
27 Trichloroethene	130	6.088	6.088 (1.050)	946532	50.0000	50
28 Methylcyclohexane	83	6.307	6.307 (1.088)	1119082	50.0000	50
29 1,2-Dichloropropane	63	6.326	6.326 (1.091)	932912	50.0000	50
30 Bromodichloromethane	83	6.642	6.642 (1.146)	1004784	50.0000	50
31 cis-1,3-Dichloropropene	75	7.171	7.171 (1.237)	1067630	50.0000	50
32 4-Methyl-2-Pentanone	43	7.360	7.360 (0.791)	1169728	50.0000	50
\$ 33 Toluene-d8	98	7.494	7.494 (0.805)	2738255	50.0000	50
34 Toluene	91	7.573	7.573 (0.814)	3172674	50.0000	50
35 trans-1,3-Dichloropropene	75	7.840	7.840 (1.353)	1008782	50.0000	50
36 1,1,2-Trichloroethane	97	8.059	8.059 (1.390)	741740	50.0000	50
37 Tetrachloroethene	164	8.254	8.254 (0.887)	652468	50.0000	50
38 2-Hexanone	43	8.394	8.394 (0.902)	897062	50.0000	50
39 Dibromochloromethane	129	8.552	8.552 (1.475)	778219	50.0000	50
40 1,2-Dibromoethane	107	8.692	8.692 (0.934)	822606	50.0000	50
* 42 Chlorobenzene-d5	117	9.307	9.307 (1.000)	1965254	50.0000	
43 Chlorobenzene	112	9.343	9.343 (1.004)	2153403	50.0000	50
44 Ethylbenzene	106	9.501	9.501 (1.021)	1110946	50.0000	50
45 m,p-Xylene	106	9.665	9.665 (1.039)	2791289	100.000	100
46 o-Xylene	106	10.189	10.189 (1.095)	1347493	50.0000	50
47 Styrene	104	10.207	10.207 (1.097)	1138030	50.0000	50
48 Bromoform	173	10.426	10.426 (1.799)	498133	50.0000	50
49 Isopropylbenzene	105	10.681	10.681 (1.148)	3311151	50.0000	50
\$ 50 Bromofluorobenzene	95	10.864	10.864 (1.167)	1060670	50.0000	50
51 1,1,2,2-Tetrachloroethane	83	11.059	11.059 (1.188)	876381	50.0000	50
M 41 Xylene (Total)	106			4138782	50.0000	150
52 1,3-Dichlorobenzene	146	12.202	12.202 (1.311)	1647442	50.0000	50
53 1,4-Dichlorobenzene	146	12.312	12.312 (1.323)	1698718	50.0000	50
54 1,2-Dichlorobenzene	146	12.744	12.744 (1.369)	1580462	50.0000	50
55 1,2-Dibromo-3-chloropropane	75	13.626	13.626 (1.464)	167940	50.0000	50
56 1,2,4-Trichlorobenzene	180	14.551	14.551 (1.563)	903584	50.0000	50

5/13/05

Data File: \\AVOCADRO\ORGANICS\organic\voa\W6.i\050512.B\W6D6094.D  
Date : 12-MAY-2005 13:58  
Client ID: VSTD1006B  
Sample Info: VSTD1006B,VSTD1006B  
Purge Volume: 5.0  
Column phase: DB-624

Instrument: V6.i  
Operator: SB SRC: SB  
Column diameter: 0.25



Data File: \\AVOGADRO\ORGANICS\organic\voa\V6.i\050512.B\V6D6094.D  
 Report Date: 13-May-2005 09:08

Mitkem Corporation

CLP OLM4.X - Water and Medium Soils  
 Data file : \\AVOGADRO\ORGANICS\organic\voa\V6.i\050512.B\V6D6094.D  
 Lab Smp Id: VSTD1006B Client Smp ID: VSTD1006B  
 Inj Date : 12-MAY-2005 13:58  
 Operator : SB SRC: SB Inst ID: V6.i  
 Smp Info : ,VSTD1006B,VSTD1006B  
 Misc Info : ,1,4  
 Comment :  
 Method : \\AVOGADRO\ORGANICS\organic\voa\V6.i\050512.B\v6clp4s.m  
 Meth Date : 13-May-2005 09:08 mtl Quant Type: ISTD  
 Cal Date : 12-MAY-2005 12:40 Cal File: V6D6091.D  
 Als bottle: 4 Calibration Sample, Level: 4  
 Dil Factor: 1.00000  
 Integrator: HP RTE Compound Sublist: CLP4.sub  
 Target Version: 4.03  
 Processing Host: TARGET3

Concentration Formula:  $\text{Amt} * \text{DF} * \text{Uf} * 5/\text{Vo}$

Name	Value	Description
DF	1.000	Dilution Factor
Uf	1.000	ng unit correction factor
Vo	5.000	Sample Volume purged (mL)

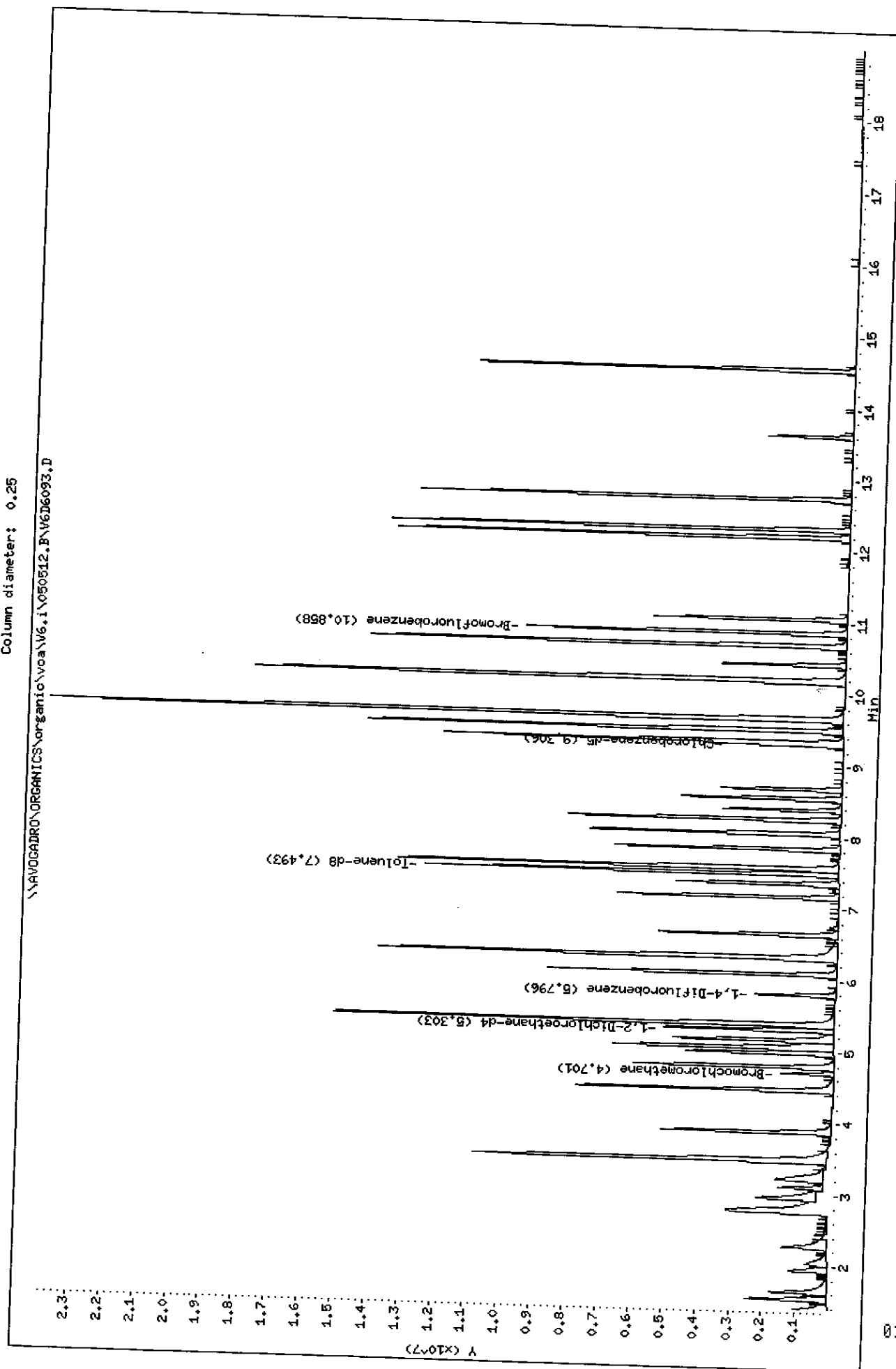
Compounds	QUANT SIG			AMOUNTS			
	MASS	RT	EXP RT	REL RT	RESPONSE	CAL-AMT ( ug/L)	ON-COL ( ug/L)
=====	=====	==	=====	=====	=====	=====	=====
1 Dichlorodifluoromethane	85	1.372	1.374	(0.292)	1788016	100.000	110
2 Chloromethane	50	1.536	1.532	(0.327)	1838785	100.000	100
3 Vinyl Chloride	62	1.634	1.635	(0.348)	1532238	100.000	100
4 Bromomethane	94	1.938	1.940	(0.412)	743385	100.000	110
5 Chloroethane	64	2.041	2.049	(0.434)	698790	100.000	100
6 Trichlorofluoromethane	101	2.272	2.274	(0.484)	1480866	100.000	110
7 1,1-Dichloroethene	96	2.759	2.755	(0.587)	1020098	100.000	110
9 Acetone	43	2.789	2.791	(0.594)	479262	100.000	90
8 1,1,2-Trichloro-1,2,2-trifluo	101	2.771	2.773	(0.590)	941585	100.000	110
10 Carbon Disulfide	76	2.954	2.955	(0.628)	3349362	100.000	110
11 Methyl Acetate	43	3.112	3.114	(0.662)	1037537	100.000	110
12 Methylene Chloride	84	3.228	3.217	(0.687)	1085242	100.000	110
13 trans-1,2-Dichloroethene	96	3.471	3.473	(0.739)	1509672	100.000	110
14 Methyl tert-Butyl Ether	73	3.489	3.485	(0.742)	4009245	100.000	100
15 1,1-Dichloroethane	63	3.878	3.874	(0.825)	3230202	100.000	100
16 2-Butanone	43	4.481	4.482	(0.953)	1208966	100.000	97

Compounds	QUANT SIG				AMOUNTS		
	MASS	RT	EXP RT	REL RT	RESPONSE	CAL-AMT ( ug/L)	ON-COL ( ug/L)
-----	----	--	-----	-----	-----	-----	-----
17 cis-1,2-Dichloroethene	96	4.463	4.458	(0.950)	1635432	100.000	100
* 18 Bromochloromethane	128	4.700	4.701	(1.000)	393750	50.0000	
19 Chloroform	83	4.791	4.793	(1.019)	2774616	100.000	100
20 1,1,1-Trichloroethane	97	4.986	4.987	(0.860)	1918837	100.000	110
21 Cyclohexane	56	5.059	5.048	(0.873)	2984874	100.000	110
22 Carbon Tetrachloride	117	5.168	5.164	(0.892)	1722625	100.000	110
\$ 23 1,2-Dichloroethane-d4	65	5.308	5.304	(1.129)	2169945	100.000	110
25 Benzene	78	5.375	5.377	(0.928)	5788730	100.000	110
24 1,2-Dichloroethane	62	5.387	5.383	(1.146)	2536868	100.000	100
* 26 1,4-Difluorobenzene	114	5.795	5.796	(1.000)	1977038	50.0000	
27 Trichloroethene	130	6.087	6.088	(1.050)	1748542	100.000	110
28 Methylcyclohexane	83	6.306	6.307	(1.088)	2306363	100.000	110
29 1,2-Dichloropropane	63	6.324	6.326	(1.091)	1866911	100.000	110
30 Bromodichloromethane	83	6.640	6.642	(1.146)	2004150	100.000	110
31 cis-1,3-Dichloropropene	75	7.170	7.171	(1.237)	2181624	100.000	110
32 4-Methyl-2-Pentanone	43	7.358	7.360	(0.791)	2237048	100.000	110
\$ 33 Toluene-d8	98	7.492	7.494	(0.805)	5197180	100.000	100
34 Toluene	91	7.571	7.573	(0.814)	6122269	100.000	110
35 trans-1,3-Dichloropropene	75	7.839	7.840	(1.353)	2133183	100.000	110
36 1,1,2-Trichloroethane	97	8.064	8.059	(1.392)	1471657	100.000	110
37 Tetrachloroethene	164	8.259	8.254	(0.888)	1243948	100.000	100
38 2-Hexanone	43	8.399	8.394	(0.903)	1576049	100.000	110
39 Dibromochloromethane	129	8.551	8.552	(1.476)	1578804	100.000	110
40 1,2-Dibromoethane	107	8.691	8.692	(0.934)	1635304	100.000	110
* 42 Chlorobenzene-d5	117	9.305	9.307	(1.000)	1878616	50.0000	
43 Chlorobenzene	112	9.341	9.343	(1.004)	4198885	100.000	100
44 Ethylbenzene	106	9.500	9.501	(1.021)	2248896	100.000	110
45 m,p-Xylene	106	9.664	9.665	(1.039)	5471970	200.000	210
46 o-Xylene	106	10.187	10.189	(1.095)	2674890	100.000	110
47 Styrene	104	10.205	10.207	(1.097)	2447649	100.000	130
48 Bromoform	173	10.418	10.426	(1.798)	1061000	100.000	110
49 Isopropylbenzene	105	10.680	10.681	(1.148)	6582301	100.000	110
\$ 50 Bromofluorobenzene	95	10.856	10.864	(1.167)	2107656	100.000	110
51 1,1,1,2-Tetrachloroethane	83	11.051	11.059	(1.188)	1895060	100.000	110
M 41 Xylene (Total)	106				8146860	100.000	320
52 1,3-Dichlorobenzene	146	12.201	12.202	(1.311)	3248186	100.000	110
53 1,4-Dichlorobenzene	146	12.310	12.312	(1.323)	3394959	100.000	110
54 1,2-Dichlorobenzene	146	12.742	12.744	(1.369)	3204740	100.000	110
55 1,2-Dibromo-3-chloropropane	75	13.624	13.626	(1.464)	371531	100.000	110
56 1,2,4-Trichlorobenzene	180	14.549	14.551	(1.564)	1928744	100.000	120

5/13/05

Data File: \\AVOGADRO\ORGANICS\organic\voa\6.i\050512.B\6D6093.D  
Date : 12-MAY-2005 13:32  
Client ID: VSTD2006B  
Sample Info: VSTD2006B, VSTD2006B  
Purge Volume: 5.0  
Column phase: DB-624

Instrument: V6.i  
Operator: SB SRC: SB  
Column diameter: 0.25





Data File: \\AVOGADRO\ORGANICS\organic\voa\V6.i\050512.B\V6D6093.D  
Report Date: 13-May-2005 09:08

Mitkem Corporation

CLP OLM4.X - Water and Medium Soils  
Data file : \\AVOGADRO\ORGANICS\organic\voa\V6.i\050512.B\V6D6093.D  
Lab Smp Id: VSTD2006B Client Smp ID: VSTD2006B  
Inj Date : 12-MAY-2005 13:32  
Operator : SB SRC: SB Inst ID: V6.i  
Smp Info : ,VSTD2006B,VSTD2006B  
Misc Info : ,1,5  
Comment :  
Method : \\AVOGADRO\ORGANICS\organic\voa\V6.i\050512.B\v6clp4s.m  
Meth Date : 13-May-2005 09:08 mtl Quant Type: ISTD  
Cal Date : 12-MAY-2005 12:40 Cal File: V6D6091.D  
Als bottle: 3 Calibration Sample, Level: 5  
Dil Factor: 1.00000  
Integrator: HP RTE Compound Sublist: CLP4.sub  
Target Version: 4.03  
Processing Host: TARGET3

Concentration Formula: Amt \* DF \* Uf \* 5/Vo

Name	Value	Description
DF	1.000	Dilution Factor
Uf	1.000	ng unit correction factor
Vo	5.000	Sample Volume purged (mL)

Compounds	QUANT SIG		AMOUNTS				
	MASS	RT	EXP RT	REL RT	RESPONSE	CAL-AMT ( ug/L)	ON-COL ( ug/L)
1 Dichlorodifluoromethane	85	1.373	1.374	(0.292)	3543086	200.000	210 (A)
2 Chloromethane	50	1.538	1.532	(0.327)	3762419	200.000	200
3 Vinyl Chloride	62	1.635	1.635	(0.348)	3099505	200.000	200
4 Bromomethane	94	1.945	1.940	(0.414)	1404802	200.000	190
5 Chloroethane	64	2.037	2.049	(0.433)	1368480	200.000	190
6 Trichlorofluoromethane	101	2.268	2.274	(0.482)	2973424	200.000	220 (A)
7 1,1-Dichloroethene	96	2.761	2.755	(0.587)	2024007	200.000	210 (A)
9 Acetone	43	2.791	2.791	(0.594)	953285	200.000	160
8 1,1,2-Trichloro-1,2,2-trifluo	101	2.767	2.773	(0.588)	1732431	200.000	210 (A)
10 Carbon Disulfide	76	2.955	2.955	(0.629)	6195841	200.000	190
11 Methyl Acetate	43	3.107	3.114	(0.661)	1807711	200.000	190
12 Methylene Chloride	84	3.229	3.217	(0.687)	1951181	200.000	190
13 trans-1,2-Dichloroethene	96	3.472	3.473	(0.739)	2853319	200.000	200
14 Methyl tert-Butyl Ether	73	3.485	3.485	(0.741)	7627142	200.000	190
15 1,1-Dichloroethane	63	3.880	3.874	(0.825)	6220599	200.000	190
16 2-Butanone	43	4.476	4.482	(0.952)	2353656	200.000	180

Data File: \\AVOGADRO\ORGANICS\organic\voa\V6.i\050512.B\V6D6093.D  
Report Date: 13-May-2005 09:08

Compounds	QUANT SIG				RESPONSE	AMOUNTS	
	MASS	RT	EXP RT	REL RT		CAL-AMT ( ug/L)	ON-COL ( ug/L)
=====	====	==	=====	=====	=====	=====	=====
17 cis-1,2-Dichloroethene	96	4.464	4.458	(0.950)	3207183	200.000	200
* 18 Bromochloromethane	128	4.701	4.701	(1.000)	414277	50.0000	
19 Chloroform	83	4.792	4.793	(1.019)	5281666	200.000	190
20 1,1,1-Trichloroethane	97	4.987	4.987	(0.860)	3660434	200.000	200
21 Cyclohexane	56	5.054	5.048	(0.872)	5998935	200.000	210 (A)
22 Carbon Tetrachloride	117	5.164	5.164	(0.891)	3374788	200.000	200
\$ 23 1,2-Dichloroethane-d4	65	5.303	5.304	(1.128)	4224528	200.000	200
25 Benzene	78	5.376	5.377	(0.928)	10658701	200.000	180
24 1,2-Dichloroethane	62	5.389	5.383	(1.146)	4866466	200.000	190
* 26 1,4-Difluorobenzene	114	5.796	5.796	(1.000)	2144613	50.0000	
27 Trichloroethene	130	6.088	6.088	(1.050)	3415445	200.000	190
28 Methylcyclohexane	83	6.307	6.307	(1.088)	4438840	200.000	210 (A)
29 1,2-Dichloropropane	63	6.325	6.326	(1.091)	3571479	200.000	190
30 Bromodichloromethane	83	6.642	6.642	(1.146)	3990669	200.000	200
31 cis-1,3-Dichloropropene	75	7.165	7.171	(1.236)	4363310	200.000	210 (A)
32 4-Methyl-2-Pentanone	43	7.360	7.360	(0.791)	4417419	200.000	200
\$ 33 Toluene-d8	98	7.494	7.494	(0.805)	9830831	200.000	190
34 Toluene	91	7.573	7.573	(0.814)	11159806	200.000	180
35 trans-1,3-Dichloropropene	75	7.840	7.840	(1.353)	4268242	200.000	220 (A)
36 1,1,2-Trichloroethane	97	8.059	8.059	(1.390)	2867864	200.000	200
37 Tetrachloroethene	164	8.260	8.254	(0.888)	2429725	200.000	190
38 2-Hexanone	43	8.394	8.394	(0.902)	3072950	200.000	200
39 Dibromochloromethane	129	8.552	8.552	(1.475)	3201618	200.000	210 (A)
40 1,2-Dibromoethane	107	8.692	8.692	(0.934)	3170387	200.000	190
* 42 Chlorobenzene-d5	117	9.306	9.307	(1.000)	2016349	50.0000	
43 Chlorobenzene	112	9.343	9.343	(1.004)	8028314	200.000	190
44 Ethylbenzene	106	9.501	9.501	(1.021)	4425420	200.000	200
45 m,p-Xylene	106	9.659	9.665	(1.038)	10071705	400.000	380
46 o-Xylene	106	10.188	10.189	(1.095)	5174081	200.000	200
47 Styrene	104	10.207	10.207	(1.097)	5215253	200.000	290 (A)
48 Bromoform	173	10.426	10.426	(1.799)	2183026	200.000	220 (A)
49 Isopropylbenzene	105	10.681	10.681	(1.148)	11827661	200.000	190
\$ 50 Bromofluorobenzene	95	10.858	10.864	(1.167)	4025410	200.000	200
51 1,1,2,2-Tetrachloroethane	83	11.052	11.059	(1.188)	3503998	200.000	190
M 41 Xylene (Total)	106				15245786	200.000	580
52 1,3-Dichlorobenzene	146	12.202	12.202	(1.311)	6351721	200.000	210 (A)
53 1,4-Dichlorobenzene	146	12.312	12.312	(1.323)	6541827	200.000	210 (A)
54 1,2-Dichlorobenzene	146	12.737	12.744	(1.369)	6065145	200.000	200
55 1,2-Dibromo-3-chloropropane	75	13.626	13.626	(1.464)	742837	200.000	220 (A)
56 1,2,4-Trichlorobenzene	180	14.550	14.551	(1.563)	3762442	200.000	240 (A)

# QC Flag Legend

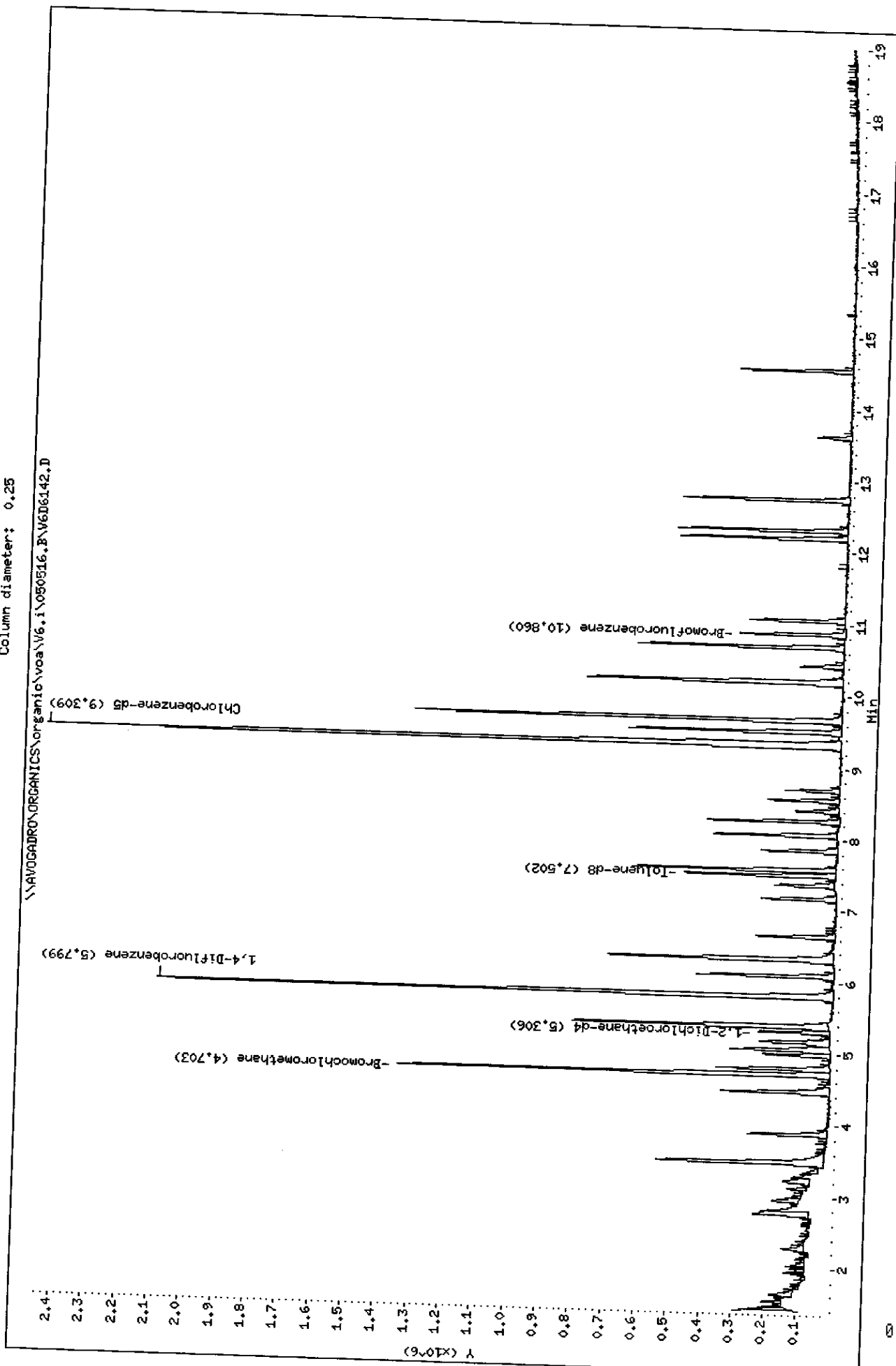
A - Target compound detected but, quantitated amount exceeded maximum amount.

5/13/05

Data File: \\AVOCADRO\ORGANICS\organic\voa\06.i\050516.B\06D6142.D  
Date : 16-MAY-2005 11:08  
Client ID: VSTD0106D  
Sample Info: VSTD0106D, VSTD0106D  
Purge Volume: 5.0  
Column phase: DB-624

Instrument: V6.i  
Operator: SB SRC: SB  
Column diameter: 0.25

**COPY**  
Original Documents Are Included in CSF  
Signed: \_\_\_\_\_ Date: \_\_\_\_\_



Data File: \\AVOGADRO\ORGANICS\organic\voa\V6.i\050516.B\V6D6142.D  
Report Date: 16-May-2005 13:22

Mitkem Corporation

CLP OLM4.X - Water and Medium Soils  
Data file : \\AVOGADRO\ORGANICS\organic\voa\V6.i\050516.B\V6D6142.D  
Lab Smp Id: VSTD0106D Client Smp ID: VSTD0106D  
Inj Date : 16-MAY-2005 11:08  
Operator : SB SRC: SB Inst ID: V6.i  
Smp Info : ,VSTD0106D,VSTD0106D  
Misc Info : ,1,1  
Comment :  
Method : \\AVOGADRO\ORGANICS\organic\voa\V6.i\050516.B\v6clp4s.m  
Meth Date : 16-May-2005 12:58 mt1 Quant Type: ISTD  
Cal Date : 16-MAY-2005 10:18 Cal File: V6D6141.D  
Als bottle: 2 Calibration Sample, Level: 1  
Dil Factor: 1.00000  
Integrator: HP RTE Compound Sublist: CLP4.sub  
Target Version: 4.03  
Processing Host: TARGET3

Concentration Formula: Amt \* DF \* Uf \* 5/Vo

Name	Value	Description
DF	1.000	Dilution Factor
Uf	1.000	ng unit correction factor
Vo	5.000	Sample Volume purged (mL)

Compounds	QUANT SIG			AMOUNTS		
	MASS	RT	EXP RT	REL RT	RESPONSE	CAL-AMT ( ug/L)
						ON-COL ( ug/L)
1 Dichlorodifluoromethane	85	1.376	1.372	(0.293)	158885	10.0000
2 Chloromethane	50	1.528	1.537	(0.325)	225257	10.0000
3 Vinyl Chloride	62	1.644	1.634	(0.349)	128133	10.0000
4 Bromomethane	94	1.942	1.950	(0.413)	45479	10.0000
5 Chloroethane	64	2.045	2.042	(0.435)	69392	10.0000
6 Trichlorofluoromethane	101	2.276	2.273	(0.484)	129699	10.0000
7 1,1-Dichloroethene	96	2.757	2.760	(0.586)	56767	10.0000
9 Acetone	43	2.799	2.796	(0.595)	79241	10.0000
8 1,1,2-Trichloro-1,2,2-trifluo	101	2.769	2.772	(0.589)	85942	10.0000
10 Carbon Disulfide	76	2.964	2.954	(0.630)	300984	10.0000
11 Methyl Acetate	43	3.122	3.112	(0.664)	105122	10.0000
12 Methylene Chloride	84	3.225	3.222	(0.686)	80625	10.0000
13 trans-1,2-Dichloroethene	96	3.475	3.471	(0.739)	133294	10.0000
14 Methyl tert-Butyl Ether	73	3.487	3.490	(0.741)	365049	10.0000
15 1,1-Dichloroethane	63	3.882	3.879	(0.825)	304202	10.0000
16 2-Butanone	43	4.491	4.481	(0.955)	144470	10.0000

COPY

Original Documents Are Included in CSF  
Signed: \_\_\_\_\_ Date: \_\_\_\_\_ 0189

Compounds	QUANT SIG				RESPONSE	AMOUNTS	
	MASS	RT	EXP RT	REL RT		CAL-AMT ( ug/L)	ON-COL ( ug/L)
=====	=====	==	=====	=====	=====	=====	=====
17 cis-1,2-Dichloroethene	96	4.466	4.463	(0.950)	140327	10.0000	
* 18 Bromochloromethane	128	4.704	4.700	(1.000)	347809	50.0000	10
19 Chloroform	83	4.795	4.791	(1.019)	282680	10.0000	
20 1,1,1-Trichloroethane	97	4.983	4.986	(0.859)	161407	10.0000	10
21 Cyclohexane	56	5.056	5.059	(0.872)	203078	10.0000	10
22 Carbon Tetrachloride	117	5.166	5.162	(0.891)	140988	10.0000	9(a)
\$ 23 1,2-Dichloroethane-d4	65	5.306	5.302	(1.128)	186275	10.0000	10
25 Benzene	78	5.379	5.375	(0.928)	568895	10.0000	10
24 1,2-Dichloroethane	62	5.385	5.388	(1.145)	254142	10.0000	10
* 26 1,4-Difluorobenzene	114	5.798	5.795	(1.000)	1786278	50.0000	
27 Trichloroethene	130	6.084	6.087	(1.049)	158676	10.0000	10
28 Methylcyclohexane	83	6.309	6.312	(1.088)	172169	10.0000	9(a)
29 1,2-Dichloropropane	63	6.328	6.324	(1.091)	185989	10.0000	10
30 Bromodichloromethane	83	6.644	6.641	(1.146)	184127	10.0000	10
31 cis-1,3-Dichloropropene	75	7.167	7.170	(1.236)	150289	10.0000	9(a)
32 4-Methyl-2-Pentanone	43	7.362	7.359	(0.791)	181900	10.0000	9(a)
\$ 33 Toluene-d8	98	7.502	7.492	(0.806)	369879	10.0000	9(a)
34 Toluene	91	7.575	7.572	(0.814)	544911	10.0000	10
35 trans-1,3-Dichloropropene	75	7.849	7.845	(1.354)	148522	10.0000	9(a)
36 1,1,2-Trichloroethane	97	8.062	8.064	(1.390)	144726	10.0000	10
37 Tetrachloroethene	164	8.256	8.259	(0.887)	109333	10.0000	10
38 2-Hexanone	43	8.396	8.393	(0.902)	137396	10.0000	9(a)
39 Dibromochloromethane	129	8.554	8.551	(1.475)	135881	10.0000	10
40 1,2-Dibromoethane	107	8.694	8.691	(0.934)	146212	10.0000	10
* 42 Chlorobenzene-d5	117	9.309	9.305	(1.000)	1655849	50.0000	
43 Chlorobenzene	112	9.345	9.342	(1.004)	396108	10.0000	10
44 Ethylbenzene	106	9.503	9.500	(1.021)	176997	10.0000	10
45 m,p-Xylene	106	9.668	9.664	(1.039)	479904	20.0000	20
46 o-Xylene	106	10.197	10.187	(1.095)	200143	10.0000	9(a)
47 Styrene	104	10.209	10.206	(1.097)	237312	10.0000	9(a)
48 Bromoform	173	10.422	10.425	(1.797)	80755	10.0000	9(a)
49 Isopropylbenzene	105	10.684	10.680	(1.148)	462267	10.0000	9(a)
\$ 50 Bromofluorobenzene	95	10.860	10.863	(1.167)	138929	10.0000	9(a)
51 1,1,2,2-Tetrachloroethane	83	11.055	11.057	(1.188)	177653	10.0000	10
M 41 Xylene (Total)	106				680047	10.0000	29
52 1,3-Dichlorobenzene	146	12.204	12.207	(1.311)	245054	10.0000	9(a)
53 1,4-Dichlorobenzene	146	12.314	12.311	(1.323)	252432	10.0000	9(a)
54 1,2-Dichlorobenzene	146	12.746	12.742	(1.369)	240689	10.0000	9(a)
55 1,2-Dibromo-3-chloropropane	75	13.628	13.625	(1.464)	32190	10.0000	9(a)
56 1,2,4-Trichlorobenzene	180	14.559	14.549	(1.564)	113355	10.0000	8(a)

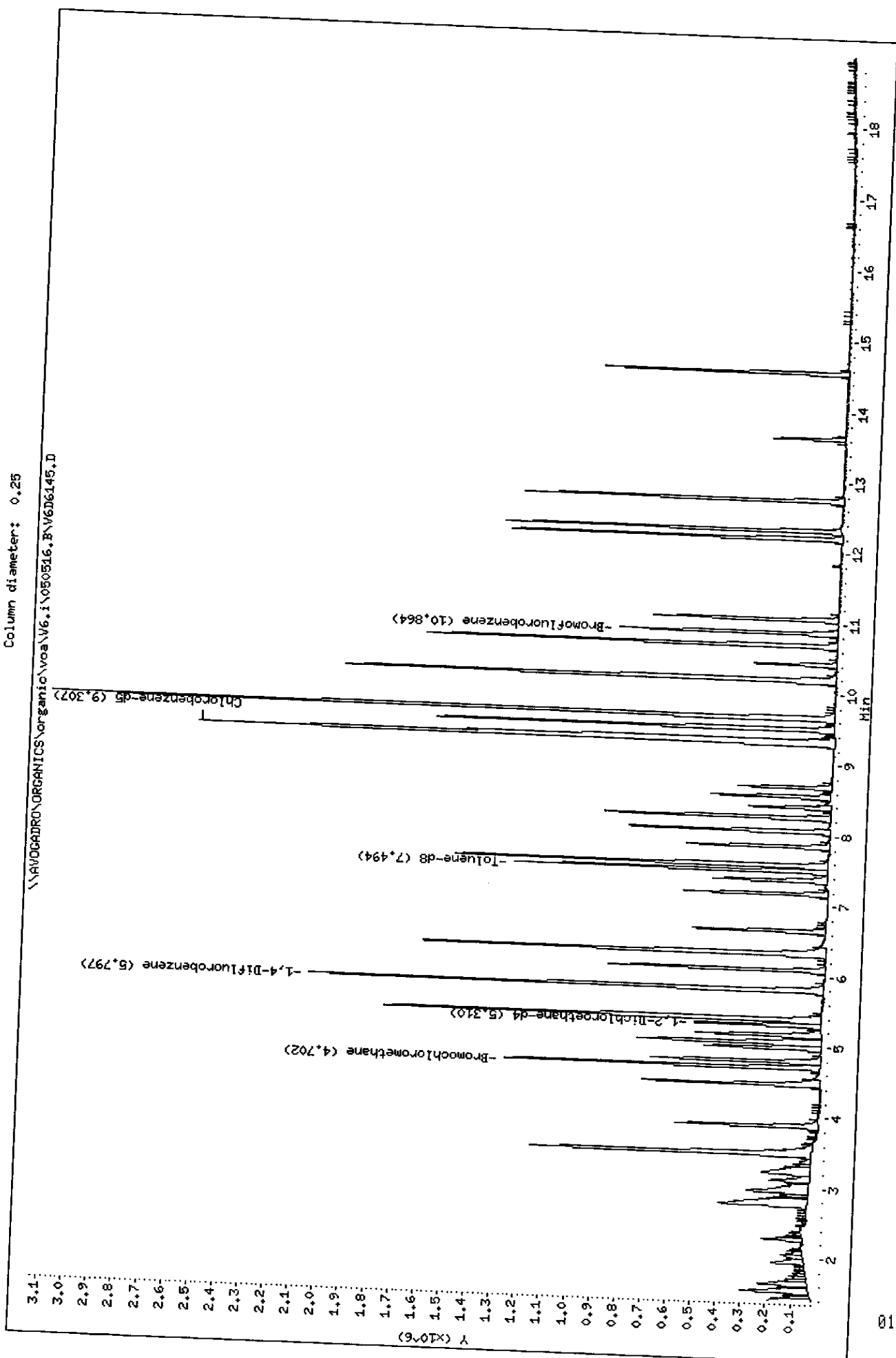
#### QC Flag Legend

a - Target compound detected but, quantitated amount  
Below Limit Of Quantitation (BLOQ).

SB  
5/16/05

Data File: \\AVOCADRO\ORGANICS\organic\voa\V6.i\050516.B\050516.D  
Date : 16-MAY-2005 12:31  
Client ID: VSTD0206D  
Sample Info: VSTD0206D,VSTD0206D  
Purge Volume: 5.0  
Column phase: DB-624

Instrument: V6.i  
Operator: SB SRC: SB  
Column diameter: 0.25



Data File: \\AVOGADRO\ORGANICS\organic\voa\V6.i\050516.B\V6D6145.D  
Report Date: 16-May-2005 13:22

Mitkem Corporation

CLP OLM4.X - Water and Medium Soils  
Data file : \\AVOGADRO\ORGANICS\organic\voa\V6.i\050516.B\V6D6145.D  
Lab Smp Id: VSTD0206D Client Smp ID: VSTD0206D  
Inj Date : 16-MAY-2005 12:31  
Operator : SB SRC: SB Inst ID: V6.i  
Smp Info : ,VSTD0206D,VSTD0206D  
Misc Info : ,1,2  
Comment :  
Method : \\AVOGADRO\ORGANICS\organic\voa\V6.i\050516.B\v6clp4s.m  
Meth Date : 16-May-2005 12:58 mtl Quant Type: ISTD  
Cal Date : 16-MAY-2005 10:18 Cal File: V6D6141.D  
Als bottle: 5 Calibration Sample, Level: 2  
Dil Factor: 1.00000  
Integrator: HP RTE Compound Sublist: CLP4.sub  
Target Version: 4.03  
Processing Host: TARGET3

Concentration Formula:  $\text{Amt} * \text{DF} * \text{Uf} * 5/\text{Vo}$

Name	Value	Description
DF	1.000	Dilution Factor
Uf	1.000	ng unit correction factor
Vo	5.000	Sample Volume purged (mL)

Compounds	QUANT SIG			AMOUNTS			
	MASS	RT	EXP RT	REL RT	RESPONSE	CAL-AMT ( ug/L)	ON-COL ( ug/L)
1 Dichlorodifluoromethane	85	1.374	1.372	(0.292)	356282	20.0000	21
2 Chloromethane	50	1.532	1.537	(0.326)	417405	20.0000	20
3 Vinyl Chloride	62	1.636	1.634	(0.348)	328237	20.0000	21
4 Bromomethane	94	1.952	1.950	(0.415)	162194	20.0000	25
5 Chloroethane	64	2.043	2.042	(0.435)	162982	20.0000	23
6 Trichlorofluoromethane	101	2.275	2.273	(0.484)	262004	20.0000	20
7 1,1-Dichloroethene	96	2.767	2.760	(0.589)	218044	20.0000	23
9 Acetone	43	2.798	2.796	(0.595)	126770	20.0000	16
8 1,1,2-Trichloro-1,2,2-trifluo	101	2.767	2.772	(0.589)	181809	20.0000	21
10 Carbon Disulfide	76	2.956	2.954	(0.629)	690558	20.0000	22
11 Methyl Acetate	43	3.120	3.112	(0.664)	206672	20.0000	19
12 Methylene Chloride	84	3.217	3.222	(0.684)	228895	20.0000	22
13 trans-1,2-Dichloroethene	96	3.473	3.471	(0.739)	298565	20.0000	21
14 Methyl tert-Butyl Ether	73	3.485	3.490	(0.741)	784995	20.0000	21
15 1,1-Dichloroethane	63	3.881	3.879	(0.825)	676975	20.0000	22
16 2-Butanone	43	4.483	4.481	(0.953)	279572	20.0000	18

Data File: \\AVOGADRO\ORGANICS\organic\voa\V6.i\050516.B\V6D6145.D  
Report Date: 16-May-2005 13:22

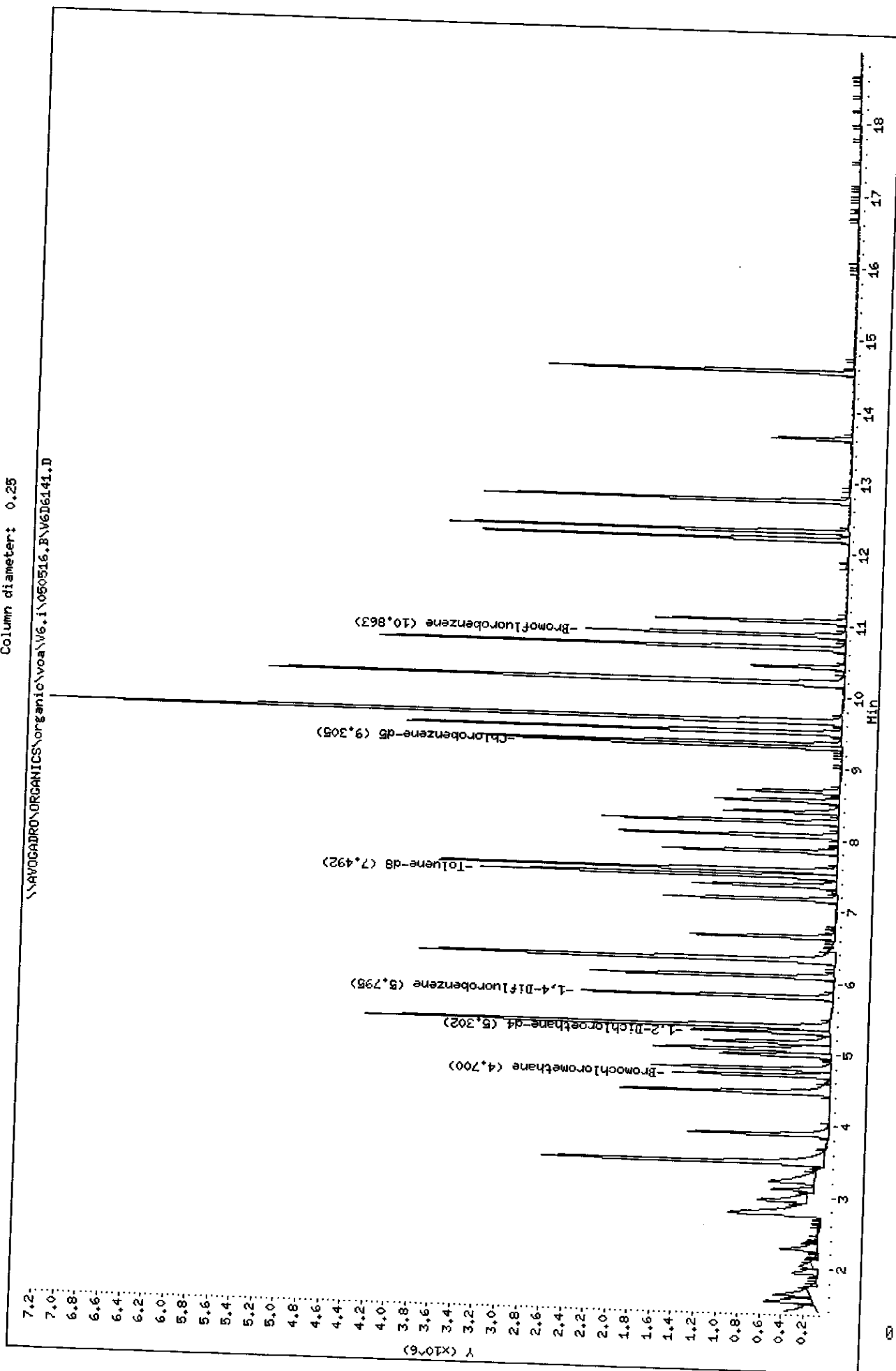
Compounds	QUANT SIG					AMOUNTS	
	MASS	RT	EXP RT	REL RT	RESPONSE	CAL-AMT	ON-COL
	=====	==	=====	=====	=====	( ug/L)	( ug/L)
17 cis-1,2-Dichloroethene	96	4.465	4.463	(0.950)	293149	20.0000	19
* 18 Bromochloromethane	128	4.702	4.700	(1.000)	355142	50.0000	
19 Chloroform	83	4.793	4.791	(1.019)	578904	20.0000	21
20 1,1,1-Trichloroethane	97	4.988	4.986	(0.860)	353449	20.0000	22
21 Cyclohexane	56	5.055	5.059	(0.872)	545083	20.0000	21
22 Carbon Tetrachloride	117	5.170	5.162	(0.892)	337293	20.0000	22
\$ 23 1,2-Dichloroethane-d4	65	5.304	5.302	(1.128)	430951	20.0000	22
25 Benzene	78	5.377	5.375	(0.928)	1225160	20.0000	22
24 1,2-Dichloroethane	62	5.389	5.388	(1.146)	539125	20.0000	21
* 26 1,4-Difluorobenzene	114	5.797	5.795	(1.000)	1776127	50.0000	
27 Trichloroethene	130	6.089	6.087	(1.050)	321470	20.0000	21
28 Methylcyclohexane	83	6.314	6.312	(1.089)	449086	20.0000	21
29 1,2-Dichloropropane	63	6.326	6.324	(1.091)	395944	20.0000	22
30 Bromodichloromethane	83	6.643	6.641	(1.146)	404384	20.0000	21
31 cis-1,3-Dichloropropene	75	7.172	7.170	(1.237)	367384	20.0000	20
32 4-Methyl-2-Pentanone	43	7.360	7.359	(0.791)	450282	20.0000	20
\$ 33 Toluene-d8	98	7.494	7.492	(0.805)	983104	20.0000	22
34 Toluene	91	7.573	7.572	(0.814)	1286136	20.0000	22
35 trans-1,3-Dichloropropene	75	7.841	7.845	(1.353)	379180	20.0000	20
36 1,1,2-Trichloroethane	97	8.060	8.064	(1.390)	309392	20.0000	22
37 Tetrachloroethene	164	8.255	8.259	(0.887)	246192	20.0000	22
38 2-Hexanone	43	8.401	8.393	(0.903)	321936	20.0000	19
39 Dibromochloromethane	129	8.553	8.551	(1.475)	305270	20.0000	21
40 1,2-Dibromoethane	107	8.693	8.691	(0.934)	322730	20.0000	21
* 42 Chlorobenzene-d5	117	9.307	9.305	(1.000)	1678025	50.0000	
43 Chlorobenzene	112	9.344	9.342	(1.004)	863553	20.0000	22
44 Ethylbenzene	106	9.508	9.500	(1.022)	426947	20.0000	21
45 m,p-Xylene	106	9.660	9.664	(1.038)	1129021	40.0000	44
46 o-Xylene	106	10.189	10.187	(1.095)	497965	20.0000	21
47 Styrene	104	10.207	10.206	(1.097)	556983	20.0000	19
48 Bromoform	173	10.426	10.425	(1.799)	185754	20.0000	20
49 Isopropylbenzene	105	10.682	10.680	(1.148)	1228021	20.0000	21
\$ 50 Bromofluorobenzene	95	10.864	10.863	(1.167)	380362	20.0000	22
51 1,1,2,2-Tetrachloroethane	83	11.053	11.057	(1.188)	456856	20.0000	23
M 41 Xylene (Total)	106				1626986	20.0000	65
52 1,3-Dichlorobenzene	146	12.203	12.207	(1.311)	602528	20.0000	21
53 1,4-Dichlorobenzene	146	12.312	12.311	(1.323)	632401	20.0000	21
54 1,2-Dichlorobenzene	146	12.738	12.742	(1.369)	588877	20.0000	21
55 1,2-Dibromo-3-chloropropane	75	13.626	13.625	(1.464)	82069	20.0000	21
56 1,2,4-Trichlorobenzene	180	14.551	14.549	(1.563)	299416	20.0000	19

SB  
5/16/05



Data File: \\AVOCADRO\ORGANICS\organic\voa\V6.i\050516.B\V6D6141.D  
Date : 16-MAY-2005 10:18  
Client ID: VSTD0506D  
Sample Info: VSTD0506D,VSTD0506D  
Purge Volume: 5.0  
Column phase: DB-624

Instrument: V6.i  
Operator: SB SRC: SB  
Column diameter: 0.25



Data File: \\AVOGADRO\ORGANICS\organic\voa\V6.i\050516.B\V6D6141.D  
Report Date: 16-May-2005 13:22

Mitkem Corporation

CLP OLM4.X - Water and Medium Soils  
Data file : \\AVOGADRO\ORGANICS\organic\voa\V6.i\050516.B\V6D6141.D  
Lab Smp Id: VSTD0506D Client Smp ID: VSTD0506D  
Inj Date : 16-MAY-2005 10:18  
Operator : SB SRC: SB Inst ID: V6.i  
Smp Info : ,VSTD0506D,VSTD0506D  
Misc Info : ,1,3  
Comment :  
Method : \\AVOGADRO\ORGANICS\organic\voa\V6.i\050516.B\v6clp4s.m  
Meth Date : 16-May-2005 12:58 mtl Quant Type: ISTD  
Cal Date : 16-MAY-2005 10:18 Cal File: V6D6141.D  
Als bottle: 1 Calibration Sample, Level: 3  
Dil Factor: 1.00000  
Integrator: HP RTE Compound Sublist: CLP4.sub  
Target Version: 4.03  
Processing Host: TARGET3

Concentration Formula:  $\text{Amt} * \text{DF} * \text{Uf} * 5/\text{Vo}$

Name	Value	Description
DF	1.000	Dilution Factor
Uf	1.000	ng unit correction factor
Vo	5.000	Sample Volume purged (mL)

Compounds	QUANT SIG		AMOUNTS				
	MASS	RT	EXP RT	REL RT	RESPONSE	CAL-AMT ( ug/L)	ON-COL ( ug/L)
1 Dichlorodifluoromethane	85	1.372	1.372	(0.292)	860652	50.0000	50
2 Chloromethane	50	1.537	1.537	(0.327)	1007274	50.0000	50
3 Vinyl Chloride	62	1.634	1.634	(0.348)	816199	50.0000	50
4 Bromomethane	94	1.950	1.950	(0.415)	349184	50.0000	50
5 Chloroethane	64	2.042	2.042	(0.434)	358239	50.0000	50
6 Trichlorofluoromethane	101	2.273	2.273	(0.484)	686473	50.0000	50
7 1,1-Dichloroethene	96	2.760	2.760	(0.587)	524526	50.0000	50
9 Acetone	43	2.796	2.796	(0.595)	457652	50.0000	50
8 1,1,2-Trichloro-1,2,2-trifluo	101	2.772	2.772	(0.590)	451158	50.0000	50
10 Carbon Disulfide	76	2.954	2.954	(0.629)	1682415	50.0000	50
11 Methyl Acetate	43	3.112	3.112	(0.662)	599893	50.0000	50
12 Methylene Chloride	84	3.222	3.222	(0.685)	584467	50.0000	50
13 trans-1,2-Dichloroethene	96	3.471	3.471	(0.739)	705481	50.0000	50
14 Methyl tert-Butyl Ether	73	3.490	3.490	(0.742)	1886346	50.0000	50
15 1,1-Dichloroethane	63	3.879	3.879	(0.825)	1576497	50.0000	50
16 2-Butanone	43	4.481	4.481	(0.953)	828439	50.0000	50

Data File: \\AVOGADRO\ORGANICS\organic\voa\V6.i\050516.B\V6D6141.D  
Report Date: 16-May-2005 13:22

Compounds	QUANT SIG				AMOUNTS		
	MASS	RT	EXP RT	REL RT	RESPONSE	CAL-AMT ( ug/L)	ON-COL ( ug/L)
=====	=====	=====	=====	=====	=====	=====	=====
17 cis-1,2-Dichloroethene	96	4.463	4.463	(0.950)	797642	50.0000	50
* 18 Bromochloromethane	128	4.700	4.700	(1.000)	366813	50.0000	
19 Chloroform	83	4.791	4.791	(1.019)	1369410	50.0000	50
20 1,1,1-Trichloroethane	97	4.986	4.986	(0.860)	823998	50.0000	50
21 Cyclohexane	56	5.059	5.059	(0.873)	1373787	50.0000	50
22 Carbon Tetrachloride	117	5.162	5.162	(0.891)	777506	50.0000	50
\$ 23 1,2-Dichloroethane-d4	65	5.302	5.302	(1.128)	1062100	50.0000	50
25 Benzene	78	5.375	5.375	(0.928)	2969208	50.0000	50
24 1,2-Dichloroethane	62	5.388	5.388	(1.146)	1307281	50.0000	50
* 26 1,4-Difluorobenzene	114	5.795	5.795	(1.000)	1958069	50.0000	
27 Trichloroethene	130	6.087	6.087	(1.050)	831211	50.0000	50
28 Methylcyclohexane	83	6.312	6.312	(1.089)	1101044	50.0000	50
29 1,2-Dichloropropane	63	6.324	6.324	(1.091)	951027	50.0000	50
30 Bromodichloromethane	83	6.641	6.641	(1.146)	996724	50.0000	50
31 cis-1,3-Dichloropropene	75	7.170	7.170	(1.237)	1004159	50.0000	50
32 4-Methyl-2-Pentanone	43	7.359	7.359	(0.791)	1230259	50.0000	50
\$ 33 Toluene-d8	98	7.492	7.492	(0.805)	2510029	50.0000	50
34 Toluene	91	7.572	7.572	(0.814)	3087662	50.0000	50
35 trans-1,3-Dichloropropene	75	7.845	7.845	(1.354)	1002548	50.0000	50
36 1,1,2-Trichloroethane	97	8.064	8.064	(1.392)	742691	50.0000	50
37 Tetrachloroethene	164	8.259	8.259	(0.888)	590953	50.0000	50
38 2-Hexanone	43	8.393	8.393	(0.902)	983124	50.0000	50
39 Dibromochloromethane	129	8.551	8.551	(1.476)	760318	50.0000	50
40 1,2-Dibromoethane	107	8.691	8.691	(0.934)	791491	50.0000	50
* 42 Chlorobenzene-d5	117	9.305	9.305	(1.000)	1845177	50.0000	
43 Chlorobenzene	112	9.342	9.342	(1.004)	2091775	50.0000	50
44 Ethylbenzene	106	9.500	9.500	(1.021)	1083447	50.0000	50
45 m,p-Xylene	106	9.664	9.664	(1.039)	2727884	100.000	100
46 o-Xylene	106	10.187	10.187	(1.095)	1276771	50.0000	50
47 Styrene	104	10.206	10.206	(1.097)	1609507	50.0000	50
48 Bromoform	173	10.425	10.425	(1.799)	489217	50.0000	50
49 Isopropylbenzene	105	10.680	10.680	(1.148)	3178452	50.0000	50
\$ 50 Bromofluorobenzene	95	10.863	10.863	(1.167)	997796	50.0000	50
51 1,1,2,2-Tetrachloroethane	83	11.057	11.057	(1.188)	1029531	50.0000	50
M 41 Xylene (Total)	106				4004655	50.0000	150
52 1,3-Dichlorobenzene	146	12.207	12.207	(1.312)	1543119	50.0000	50
53 1,4-Dichlorobenzene	146	12.311	12.311	(1.323)	1650183	50.0000	50
54 1,2-Dichlorobenzene	146	12.742	12.742	(1.369)	1505977	50.0000	50
55 1,2-Dibromo-3-chloropropane	75	13.625	13.625	(1.464)	205061	50.0000	50
56 1,2,4-Trichlorobenzene	180	14.549	14.549	(1.564)	906021	50.0000	50

SP

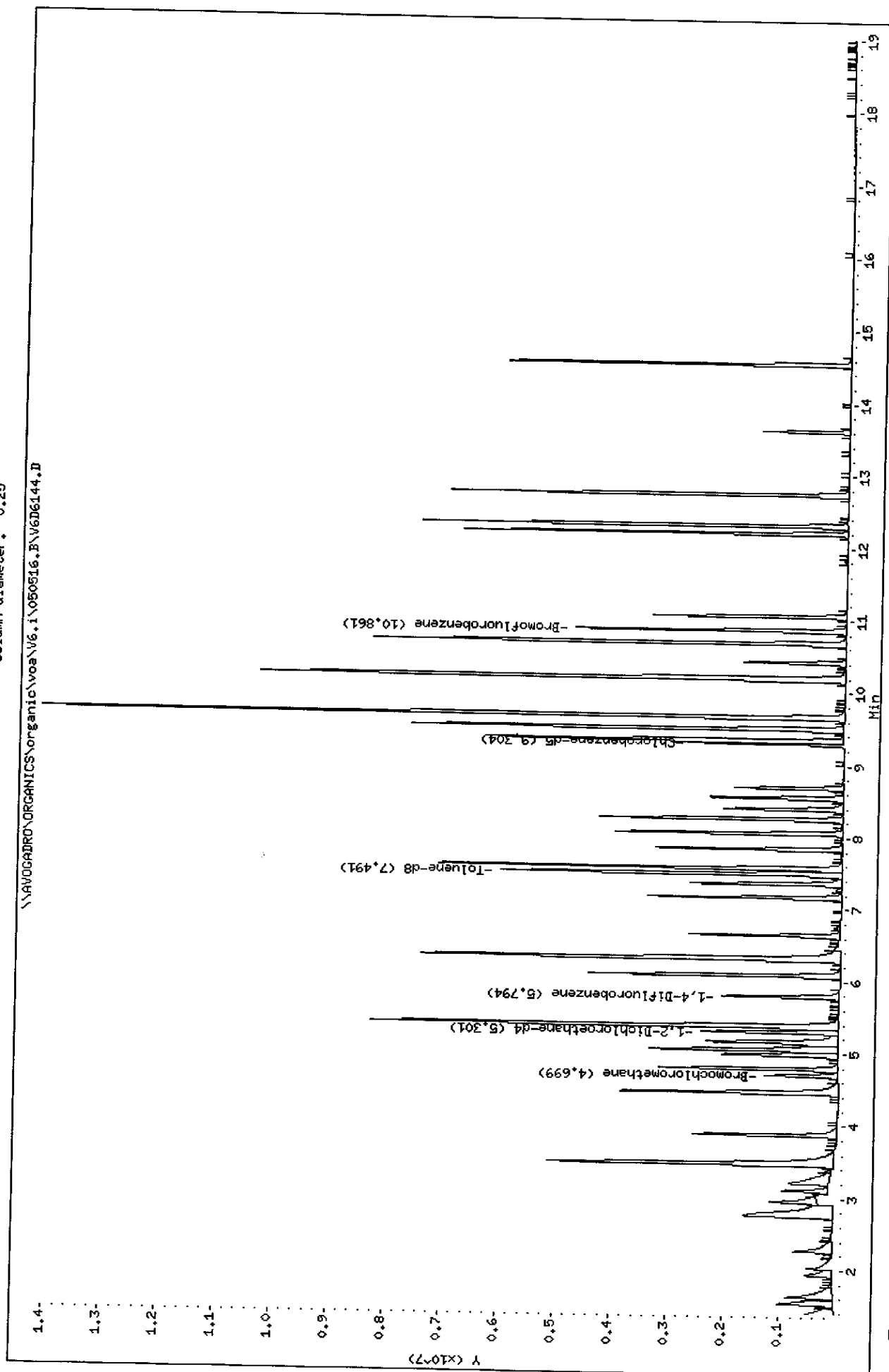
5/16/05

Data File: \\AVOCADRO\ORGANICS\organic\voa\V6.i\050516.B\V6D6144.D  
 Date : 16-MAY-2005 12:05  
 Client ID: VSTD1006D  
 Sample Info: ,VSTD1006D,VSTD1006D  
 Purge Volume: 5.0  
 Column phase: DB-624

Instrument: V6.i

Operator: SB SRC: SB  
 Column diameter: 0.25

\\AVOCADRO\ORGANICS\organic\voa\V6.i\050516.B\V6D6144.D



Data File: \\AVOGADRO\ORGANICS\organic\voa\V6.i\050516.B\V6D6144.D  
 Report Date: 16-May-2005 13:22

Mitkem Corporation

CLP OLM4.X - Water and Medium Soils  
 Data file : \\AVOGADRO\ORGANICS\organic\voa\V6.i\050516.B\V6D6144.D  
 Lab Smp Id: VSTD1006D Client Smp ID: VSTD1006D  
 Inj Date : 16-MAY-2005 12:05  
 Operator : SB SRC: SB  
 Smp Info : ,VSTD1006D,VSTD1006D Inst ID: V6.i  
 Misc Info : ,1,4  
 Comment :  
 Method : \\AVOGADRO\ORGANICS\organic\voa\V6.i\050516.B\v6clp4s.m  
 Meth Date : 16-May-2005 12:58 mtl Quant Type: ISTD  
 Cal Date : 16-MAY-2005 10:18 Cal File: V6D6141.D  
 Als bottle: 4 Calibration Sample, Level: 4  
 Dil Factor: 1.00000  
 Integrator: HP RTE  
 Target Version: 4.03  
 Processing Host: TARGET3 Compound Sublist: CLP4.sub

Concentration Formula: Amt \* DF \* Uf \* 5/Vo

Name	Value	Description
DF	1.000	Dilution Factor
Uf	1.000	ng unit correction factor
Vo	5.000	Sample Volume purged (mL)

Compounds	QUANT SIG		AMOUNTS				
	MASS	RT	EXP RT	REL RT	RESPONSE	CAL-AMT ( ug/L)	ON-COL ( ug/L)
1 Dichlorodifluoromethane	85	1.371	1.372 (0.292)		1791823	100.000	110
2 Chloromethane	50	1.536	1.537 (0.327)		2019126	100.000	99
3 Vinyl Chloride	62	1.633	1.634 (0.347)		1680162	100.000	110
4 Bromomethane	94	1.937	1.950 (0.412)		718218	100.000	120
5 Chloroethane	64	2.040	2.042 (0.434)		707989	100.000	100
6 Trichlorofluoromethane	101	2.272	2.273 (0.483)		1501761	100.000	110
7 1,1-Dichloroethene	96	2.752	2.760 (0.586)		1035501	100.000	110
9 Acetone	43	2.789	2.796 (0.593)		820142	100.000	100
8 1,1,2-Trichloro-1,2,2-trifluo	101	2.764	2.772 (0.588)		863825	100.000	100
10 Carbon Disulfide	76	2.953	2.954 (0.628)		3237207	100.000	100
11 Methyl Acetate	43	3.111	3.112 (0.662)		1094466	100.000	100
12 Methylene Chloride	84	3.215	3.222 (0.684)		1052713	100.000	110
13 trans-1,2-Dichloroethene	96	3.470	3.471 (0.738)		1434906	100.000	100
14 Methyl tert-Butyl Ether	73	3.488	3.490 (0.742)		3746445	100.000	100
15 1,1-Dichloroethane	63	3.878	3.879 (0.825)		3108975	100.000	100
16 2-Butanone	43	4.480	4.481 (0.953)		1544046	100.000	99

Data File: \\AVOGADRO\ORGANICS\organic\voa\V6.i\050516.B\V6D6144.D  
Report Date: 16-May-2005 13:22

Compounds	QUANT SIG					AMOUNTS	
	MASS	RT	EXP RT	REL RT	RESPONSE	CAL-AMT ( ug/L)	ON-COL ( ug/L)
=====	====	==	=====	=====	=====	=====	=====
17 cis-1,2-Dichloroethene	96	4.462	4.463	(0.950)	1598596	100.000	100
* 18 Bromochloromethane	128	4.699	4.700	(1.000)	356947	50.0000	
19 Chloroform	83	4.790	4.791	(1.019)	2681618	100.000	100
20 1,1,1-Trichloroethane	97	4.985	4.986	(0.860)	1687838	100.000	110
21 Cyclohexane	56	5.052	5.059	(0.872)	3055710	100.000	120
22 Carbon Tetrachloride	117	5.167	5.162	(0.892)	1577434	100.000	110
\$ 23 1,2-Dichloroethane-d4	65	5.301	5.302	(1.128)	1994410	100.000	100
25 Benzene	78	5.374	5.375	(0.928)	5831534	100.000	110
24 1,2-Dichloroethane	62	5.386	5.388	(1.146)	2535005	100.000	100
* 26 1,4-Difluorobenzene	114	5.794	5.795	(1.000)	1777725	50.0000	
27 Trichloroethene	130	6.086	6.087	(1.050)	1648945	100.000	110
28 Methylcyclohexane	83	6.305	6.312	(1.088)	2287590	100.000	110
29 1,2-Dichloropropane	63	6.323	6.324	(1.091)	1871687	100.000	100
30 Bromodichloromethane	83	6.640	6.641	(1.146)	1997973	100.000	110
31 cis-1,3-Dichloropropene	75	7.169	7.170	(1.237)	2119028	100.000	110
32 4-Methyl-2-Pentanone	43	7.357	7.359	(0.791)	2482785	100.000	110
\$ 33 Toluene-d8	98	7.491	7.492	(0.805)	4732066	100.000	110
34 Toluene	91	7.576	7.572	(0.814)	6079583	100.000	110
35 trans-1,3-Dichloropropene	75	7.844	7.845	(1.354)	2055252	100.000	110
36 1,1,2-Trichloroethane	97	8.063	8.064	(1.392)	1458905	100.000	100
37 Tetrachloroethene	164	8.258	8.259	(0.888)	1191712	100.000	110
38 2-Hexanone	43	8.392	8.393	(0.902)	1908658	100.000	110
39 Dibromochloromethane	129	8.556	8.551	(1.477)	1543428	100.000	110
40 1,2-Dibromoethane	107	8.690	8.691	(0.934)	1606159	100.000	110
* 42 Chlorobenzene-d5	117	9.304	9.305	(1.000)	1696537	50.0000	
43 Chlorobenzene	112	9.341	9.342	(1.004)	4086503	100.000	100
44 Ethylbenzene	106	9.505	9.500	(1.022)	2204837	100.000	110
45 m,p-Xylene	106	9.663	9.664	(1.039)	5381358	200.000	210
46 o-Xylene	106	10.186	10.187	(1.095)	2605540	100.000	110
47 Styrene	104	10.204	10.206	(1.097)	3298261	100.000	110
48 Bromoform	173	10.423	10.425	(1.799)	1007448	100.000	110
49 Isopropylbenzene	105	10.679	10.680	(1.148)	6478320	100.000	110
\$ 50 Bromofluorobenzene	95	10.861	10.863	(1.167)	1918299	100.000	110
51 1,1,2,2-Tetrachloroethane	83	11.056	11.057	(1.188)	2056510	100.000	110
M 41 Xylene (Total)	106				7986898	100.000	330
52 1,3-Dichlorobenzene	146	12.206	12.207	(1.312)	3164544	100.000	110
53 1,4-Dichlorobenzene	146	12.309	12.311	(1.323)	3372243	100.000	110
54 1,2-Dichlorobenzene	146	12.741	12.742	(1.369)	3105816	100.000	110
55 1,2-Dibromo-3-chloropropane	75	13.623	13.625	(1.464)	428424	100.000	110
56 1,2,4-Trichlorobenzene	180	14.548	14.549	(1.564)	1904393	100.000	120

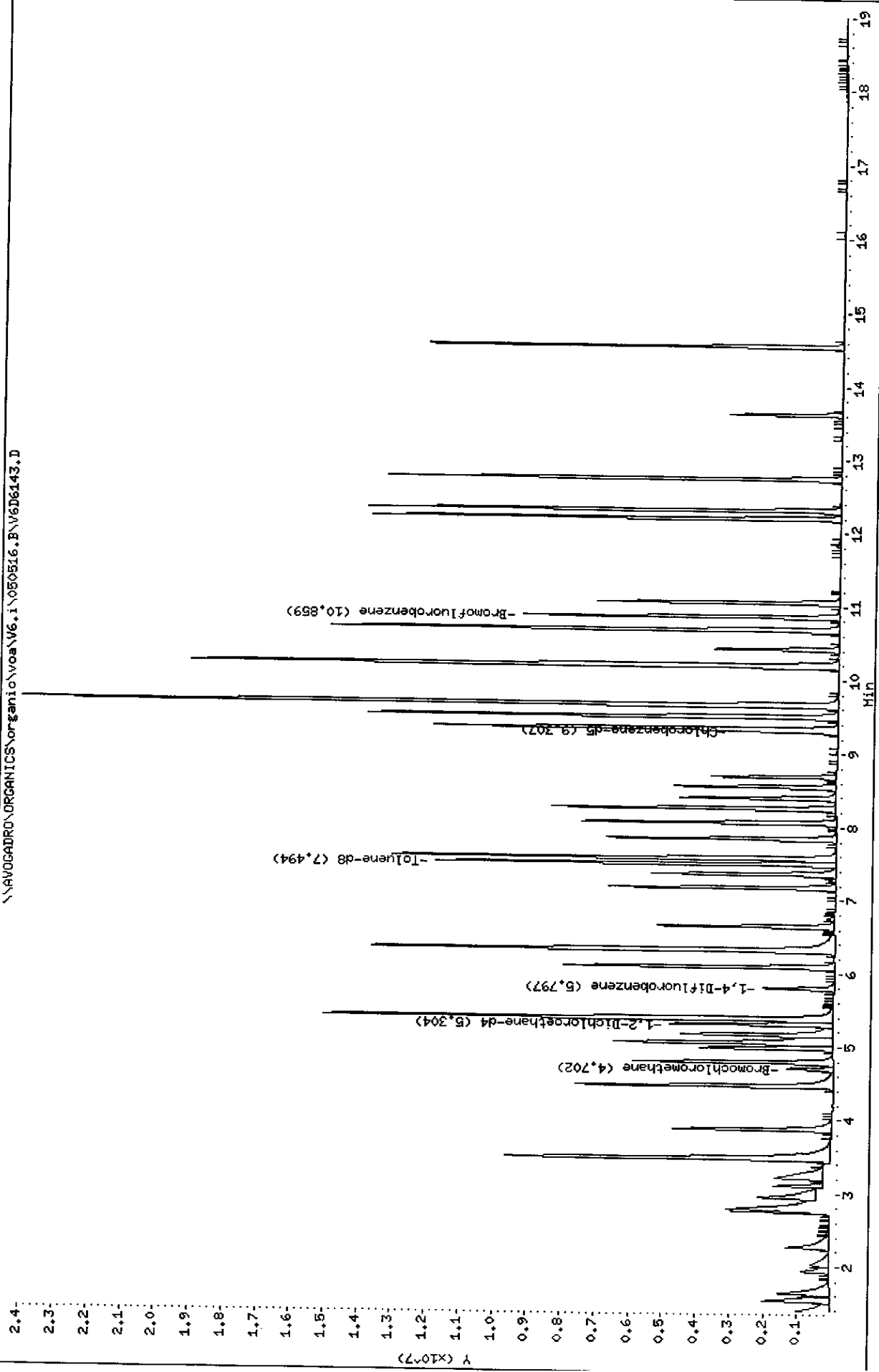
38  
5/16/05

Data File: \\NAVOGADRO\ORGANICS\organic\voa\6.i\050516.B\6D6143.D  
Date : 16-MAY-2005 11:34  
Client ID: VSTD2006D  
Sample Info: VSTD2006D.VSTD2006D  
Purge Volume: 5.0  
Column phase: DB-624

Instrument: V6.i

Operator: SB SRC: SB  
Column diameter: 0.25

\\NAVOGADRO\ORGANICS\organic\voa\6.i\050516.B\6D6143.D



Data File: \\AVOGADRO\ORGANICS\organic\voa\V6.i\050516.B\V6D6143.D  
Report Date: 16-May-2005 13:22

Mitkem Corporation

CLP OLM4.X - Water and Medium Soils  
Data file : \\AVOGADRO\ORGANICS\organic\voa\V6.i\050516.B\V6D6143.D  
Lab Smp Id: VSTD2006D Client Smp ID: VSTD2006D  
Inj Date : 16-MAY-2005 11:34  
Operator : SB SRC: SB Inst ID: V6.i  
Smp Info : ,VSTD2006D,VSTD2006D  
Misc Info : ,1,5  
Comment :  
Method : \\AVOGADRO\ORGANICS\organic\voa\V6.i\050516.B\v6clp4s.m  
Meth Date : 16-May-2005 12:58 mtl Quant Type: ISTD  
Cal Date : 16-MAY-2005 10:18 Cal File: V6D6141.D  
Als bottle: 3 Calibration Sample, Level: 5  
Dil Factor: 1.00000  
Integrator: HP RTE Compound Sublist: CLP4.sub  
Target Version: 4.03  
Processing Host: TARGET3

Concentration Formula: Amt \* DF \* Uf \* 5/Vo

Name	Value	Description
DF	1.000	Dilution Factor
Uf	1.000	ng unit correction factor
Vo	5.000	Sample Volume purged (mL)

Compounds	QUANT SIG		AMOUNTS				
	MASS	RT	EXP RT	REL RT	RESPONSE	CAL-AMT ( ug/L)	ON-COL ( ug/L)
1 Dichlorodifluoromethane	85	1.375	1.372	(0.292)	3468928	200.000	200
2 Chloromethane	50	1.539	1.537	(0.327)	3857359	200.000	180
3 Vinyl Chloride	62	1.636	1.634	(0.348)	3166449	200.000	210 (A)
4 Bromomethane	94	1.940	1.950	(0.413)	1232700	200.000	210 (A)
5 Chloroethane	64	2.044	2.042	(0.435)	1242483	200.000	180
6 Trichlorofluoromethane	101	2.269	2.273	(0.482)	2486531	200.000	190
7 1,1-Dichloroethene	96	2.755	2.760	(0.586)	2043328	200.000	230 (A)
9 Acetone	43	2.792	2.796	(0.594)	1557810	200.000	190
8 1,1,2-Trichloro-1,2,2-trifluo	101	2.768	2.772	(0.589)	1629804	200.000	190
10 Carbon Disulfide	76	2.956	2.954	(0.629)	6162623	200.000	190
11 Methyl Acetate	43	3.114	3.112	(0.662)	2062516	200.000	190
12 Methylene Chloride	84	3.224	3.222	(0.686)	2033669	200.000	200
13 trans-1,2-Dichloroethene	96	3.467	3.471	(0.737)	2755322	200.000	200
14 Methyl tert-Butyl Ether	73	3.485	3.490	(0.741)	7221410	200.000	190
15 1,1-Dichloroethane	63	3.875	3.879	(0.824)	5880782	200.000	190
16 2-Butanone	43	4.477	4.481	(0.952)	3300618	200.000	210 (A)



Compounds	QUANT SIG				AMOUNTS		
	MASS	RT	EXP RT	REL RT	RESPONSE	CAL-AMT ( ug/L)	ON-COL ( ug/L)
=====	=====	=====	=====	=====	=====	=====	=====
17 cis-1,2-Dichloroethene	96	4.459	4.463	(0.948)	3225658	200.000	210 (A)
* 18 Bromochloromethane	128	4.702	4.700	(1.000)	365822	50.0000	
19 Chloroform	83	4.793	4.791	(1.019)	5096339	200.000	190
20 1,1,1-Trichloroethane	97	4.988	4.986	(0.860)	3209986	200.000	200
21 Cyclohexane	56	5.055	5.059	(0.872)	6041376	200.000	240 (A)
22 Carbon Tetrachloride	117	5.165	5.162	(0.891)	3024660	200.000	210 (A)
\$ 23 1,2-Dichloroethane-d4	65	5.304	5.302	(1.128)	3929162	200.000	200
25 Benzene	78	5.377	5.375	(0.928)	10589609	200.000	190
24 1,2-Dichloroethane	62	5.390	5.388	(1.146)	4769546	200.000	190
* 26 1,4-Difluorobenzene	114	5.797	5.795	(1.000)	1834369	50.0000	
27 Trichloroethene	130	6.083	6.087	(1.049)	3063718	200.000	190
28 Methylcyclohexane	83	6.308	6.312	(1.088)	4565916	200.000	220 (A)
29 1,2-Dichloropropane	63	6.326	6.324	(1.091)	3521611	200.000	190
30 Bromodichloromethane	83	6.643	6.641	(1.146)	3913714	200.000	210 (A)
31 cis-1,3-Dichloropropene	75	7.172	7.170	(1.237)	4330215	200.000	230 (A)
32 4-Methyl-2-Pentanone	43	7.361	7.359	(0.791)	4949443	200.000	220 (A)
\$ 33 Toluene-d8	98	7.495	7.492	(0.805)	9144999	200.000	200
34 Toluene	91	7.574	7.572	(0.814)	11046912	200.000	190
35 trans-1,3-Dichloropropene	75	7.841	7.845	(1.353)	4247219	200.000	230 (A)
36 1,1,2-Trichloroethane	97	8.060	8.064	(1.390)	2828351	200.000	200
37 Tetrachloroethene	164	8.255	8.259	(0.887)	2351645	200.000	200
38 2-Hexanone	43	8.395	8.393	(0.902)	4092030	200.000	230 (A)
39 Dibromochloromethane	129	8.553	8.551	(1.475)	3107627	200.000	210 (A)
40 1,2-Dibromoethane	107	8.693	8.691	(0.934)	3223698	200.000	210 (A)
* 42 Chlorobenzene-d5	117	9.307	9.305	(1.000)	1780390	50.0000	
43 Chlorobenzene	112	9.344	9.342	(1.004)	7822288	200.000	190
44 Ethylbenzene	106	9.502	9.500	(1.021)	4252651	200.000	210 (A)
45 m,p-Xylene	106	9.660	9.664	(1.038)	9967141	400.000	390
46 o-Xylene	106	10.189	10.187	(1.095)	5027405	200.000	210 (A)
47 Styrene	104	10.208	10.206	(1.097)	6275782	200.000	210 (A)
48 Bromoform	173	10.421	10.425	(1.798)	2125158	200.000	230 (A)
49 Isopropylbenzene	105	10.682	10.680	(1.148)	11907944	200.000	210 (A)
\$ 50 Bromofluorobenzene	95	10.859	10.863	(1.167)	3807446	200.000	210 (A)
51 1,1,2,2-Tetrachloroethane	83	11.053	11.057	(1.188)	4216605	200.000	210 (A)
M 41 Xylene (Total)	106				14994546	200.000	600
52 1,3-Dichlorobenzene	146	12.203	12.207	(1.311)	6232137	200.000	210 (A)
53 1,4-Dichlorobenzene	146	12.313	12.311	(1.323)	6329937	200.000	210 (A)
54 1,2-Dichlorobenzene	146	12.738	12.742	(1.369)	5971185	200.000	210 (A)
55 1,2-Dibromo-3-chloropropane	75	13.621	13.625	(1.463)	924725	200.000	230 (A)
56 1,2,4-Trichlorobenzene	180	14.551	14.549	(1.563)	3953788	200.000	240 (A)

# QC Flag Legend

A - Target compound detected but, quantitated amount exceeded maximum amount.

5/16/05

7A  
VOLATILE CONTINUING CALIBRATION CHECK

Lab Name: MITKEM CORPORATION Contract: \_\_\_\_\_  
 Lab Code: MITKEM Case No.: \_\_\_\_\_ SAS No.: \_\_\_\_\_ SDG No.: MD0529  
 Instrument ID: V5 Calibration Date: 05/13/05 Time: 1009  
 Lab File ID: V5F9941 Init. Calib. Date(s): 04/13/05 04/13/05  
 EPA Sample No. (VSTD050##): VSTD0505L Init. Calib. Times: 1117 1455  
 Heated Purge: (Y/N) Y  
 GC Column: DB-624 ID: 0.25 (mm)

COMPOUND	RRF	RRF50	MIN RRF	%D	MAX %D
Dichlorodifluoromethane	2.386	2.900		21.5	
Chloromethane	2.182	2.657		21.8	
Vinyl Chloride	1.869	2.272	0.100	21.6	25.0
Bromomethane	0.918	1.192	0.100	29.8	25.0
Chloroethane	0.784	1.013		29.2	
Trichlorofluoromethane	1.893	2.428		28.3	
1,1-Dichloroethene	0.985	1.254	0.100	27.3	25.0
1,1,2-Trichloro-1,2,2-trifluoroethane	1.000	1.229		22.9	
Acetone	0.850	1.122		32.0	
Carbon Disulfide	3.852	4.660		21.0	
Methyl Acetate	1.093	1.063		-2.7	
Methylene Chloride	1.255	1.670		33.1	
trans-1,2-Dichloroethene	1.493	1.745		16.9	
Methyl tert-Butyl Ether	4.289	4.464		4.1	
1,1-Dichloroethane	3.306	3.593	0.200	8.7	25.0
cis-1,2-Dichloroethene	1.591	1.764		10.9	
2-Butanone	1.232	1.464		18.8	
Chloroform	2.857	3.105	0.200	8.7	25.0
1,1,1-Trichloroethane	0.374	0.434	0.100	16.0	25.0
Cyclohexane	0.613	0.679		10.8	
Carbon Tetrachloride	0.337	0.415	0.100	23.1	25.0
Benzene	1.225	1.383	0.500	12.9	25.0
1,2-Dichloroethane	2.123	2.385	0.100	12.3	25.0
Trichloroethene	0.322	0.373	0.300	15.8	25.0
Methylcyclohexane	0.506	0.576		13.8	

All other compounds must meet a minimum RRF of 0.010.

7B  
VOLATILE CONTINUING CALIBRATION CHECK

Lab Name: MITKEM CORPORATION Contract: \_\_\_\_\_  
 Lab Code: MITKEM Case No.: \_\_\_\_\_ SAS No.: \_\_\_\_\_ SDG No.: MD0529  
 Instrument ID: V5 Calibration Date: 05/13/05 Time: 1009  
 Lab File ID: V5F9941 Init. Calib. Date(s): 04/13/05 04/13/05  
 EPA Sample No. (VSTD050##): VSTD0505L Init. Calib. Times: 1117 1455  
 Heated Purge: (Y/N) Y  
 GC Column: DB-624 ID: 0.25 (mm)

COMPOUND	RRF	RRF50	MIN RRF	%D	MAX %D
1,2-Dichloropropane	0.359	0.401		11.7	
Bromodichloromethane	0.422	0.460	0.200	9.0	25.0
cis-1,3-Dichloropropene	0.501	0.521	0.200	4.0	25.0
4-Methyl-2-Pentanone	0.429	0.483		12.6	
Toluene	1.275	1.461	0.400	14.6	25.0
trans-1,3-Dichloropropene	0.451	0.476	0.100	5.5	25.0
1,1,2-Trichloroethane	0.238	0.280	0.100	17.6	25.0
Tetrachloroethene	0.271	0.323	0.200	19.2	25.0
2-Hexanone	0.386	0.432		11.9	
Dibromochloromethane	0.297	0.332	0.100	11.8	25.0
1,2-Dibromoethane	0.308	0.358		16.2	
Chlorobenzene	0.865	0.974	0.500	12.6	25.0
Ethylbenzene	0.426	0.501	0.100	17.6	25.0
Xylene (Total)	0.518	0.592	0.300	14.3	25.0
Styrene	0.691	0.782	0.300	13.2	25.0
Bromoform	0.202	0.213	0.100	5.4	25.0
Isopropylbenzene	1.359	1.551		14.1	
1,1,2,2-Tetrachloroethane	0.439	0.501	0.300	14.1	25.0
1,3-Dichlorobenzene	0.747	0.825	0.600	10.4	25.0
1,4-Dichlorobenzene	0.764	0.829	0.500	8.5	25.0
1,2-Dichlorobenzene	0.702	0.782	0.400	11.4	25.0
1,2-Dibromo-3-chloropropane	0.071	0.077		8.5	
1,2,4-Trichlorobenzene	0.437	0.413	0.200	-5.5	25.0
Toluene-d8	1.159	1.212		4.6	
Bromofluorobenzene	0.523	0.496	0.200	-5.2	25.0
1,2-Dichloroethane-d4	2.076	2.058		-0.9	

All other compounds must meet a minimum RRF of 0.010.

7A  
VOLATILE CONTINUING CALIBRATION CHECK

Lab Name: MITKEM CORPORATION Contract: \_\_\_\_\_  
 Lab Code: MITKEM Case No.: \_\_\_\_\_ SAS No.: \_\_\_\_\_ SDG No.: MD0529  
 Instrument ID: V6 Calibration Date: 05/13/05 Time: 1047  
 Lab File ID: V6D6112 Init. Calib. Date(s): 05/12/05 05/12/05  
 EPA Sample No. (VSTD050##): VSTD0506C Init. Calib. Times: 1240 1506  
 Heated Purge: (Y/N) N  
 GC Column: DB-624 ID: 0.25 (mm)

COMPOUND	RRF	RRF50	MIN RRF	%D	MAX %D
Dichlorodifluoromethane	2.161	2.240		3.7	
Chloromethane	2.456	2.714		10.5	
Vinyl Chloride	1.973	2.070	0.100	4.9	25.0
Bromomethane	0.949	0.855	0.100	-9.9	25.0
Chloroethane	0.924	0.923		-0.1	
Trichlorofluoromethane	1.711	1.776		3.8	
1,1-Dichloroethene	1.203	1.280	0.100	6.4	25.0
1,1,2-Trichloro-1,2,2-trifluoroethane	1.040	1.108		6.5	
Acetone	0.747	1.169		56.5	
Carbon Disulfide	4.155	4.036		-2.9	
Methyl Acetate	1.262	1.367		8.3	
Methylene Chloride	1.273	1.273		0.0	
trans-1,2-Dichloroethene	1.883	1.723		-8.5	
Methyl tert-Butyl Ether	4.926	4.548		-7.7	
1,1-Dichloroethane	4.101	3.934	0.200	-4.1	25.0
cis-1,2-Dichloroethene	1.993	1.932		-3.1	
2-Butanone	1.631	2.251		38.0	
Chloroform	3.527	3.408	0.200	-3.4	25.0
1,1,1-Trichloroethane	0.470	0.385	0.100	-18.1	25.0
Cyclohexane	0.672	0.692		3.0	
Carbon Tetrachloride	0.417	0.353	0.100	-15.3	25.0
Benzene	1.435	1.425	0.500	-0.7	25.0
1,2-Dichloroethane	3.229	3.142	0.100	-2.7	25.0
Trichloroethene	0.437	0.413	0.300	-5.5	25.0
Methylcyclohexane	0.528	0.522		-1.1	

All other compounds must meet a minimum RRF of 0.010.

7B  
VOLATILE CONTINUING CALIBRATION CHECK

Lab Name: MITKEM CORPORATION Contract: \_\_\_\_\_  
 Lab Code: MITKEM Case No.: \_\_\_\_\_ SAS No.: \_\_\_\_\_ SDG No.: MD0529  
 Instrument ID: V6 Calibration Date: 05/13/05 Time: 1047  
 Lab File ID: V6D6112 Init. Calib. Date(s): 05/12/05 05/12/05  
 EPA Sample No. (VSTD050##): VSTD0506C Init. Calib. Times: 1240 1506  
 Heated Purge: (Y/N) N  
 GC Column: DB-624 ID: 0.25 (mm)

COMPOUND	RRF	RRF50	MIN RRF	%D	MAX %D
1,2-Dichloropropane	0.464	0.450		-3.0	
Bromodichloromethane	0.488	0.463	0.200	-5.1	25.0
cis-1,3-Dichloropropene	0.501	0.457	0.200	-8.8	25.0
4-Methyl-2-Pentanone	0.555	0.620		11.7	
Toluene	1.598	1.567	0.400	-1.9	25.0
trans-1,3-Dichloropropene	0.476	0.454	0.100	-4.6	25.0
1,1,2-Trichloroethane	0.357	0.350	0.100	-2.0	25.0
Tetrachloroethene	0.327	0.300	0.200	-8.3	25.0
2-Hexanone	0.395	0.515		30.4	
Dibromochloromethane	0.374	0.341	0.100	-8.8	25.0
1,2-Dibromoethane	0.420	0.391		-6.9	
Chlorobenzene	1.116	1.029	0.500	-7.8	25.0
Ethylbenzene	0.568	0.537	0.100	-5.5	25.0
Xylene (Total)	0.675	0.630	0.300	-6.7	25.0
Styrene	0.571	0.731	0.300	28.0	25.0
Bromoform	0.240	0.223	0.100	-7.1	25.0
Isopropylbenzene	1.610	1.552		-3.6	
1,1,2,2-Tetrachloroethane	0.463	0.446	0.300	-3.7	25.0
1,3-Dichlorobenzene	0.824	0.760	0.600	-7.8	25.0
1,4-Dichlorobenzene	0.860	0.811	0.500	-5.7	25.0
1,2-Dichlorobenzene	0.800	0.748	0.400	-6.5	25.0
1,2-Dibromo-3-chloropropane	0.088	0.092		4.5	
1,2,4-Trichlorobenzene	0.445	0.404	0.200	-9.2	25.0
Toluene-d8	1.305	1.416		8.5	
Bromofluorobenzene	0.510	0.535	0.200	4.9	25.0
1,2-Dichloroethane-d4	2.666	2.773		4.0	

All other compounds must meet a minimum RRF of 0.010.

7A  
VOLATILE CONTINUING CALIBRATION CHECK

Lab Name: MITKEM CORPORATION Contract: \_\_\_\_\_  
 Lab Code: MITKEM Case No.: \_\_\_\_\_ SAS No.: \_\_\_\_\_ SDG No.: MD0529  
 Instrument ID: V6 Calibration Date: 05/16/05 Time: 1018  
 Lab File ID: V6D6141 Init. Calib. Date(s): 05/16/05 05/16/05  
 EPA Sample No. (VSTD050##): VSTD0506D Init. Calib. Times: 1018 1231  
 Heated Purge: (Y/N) N  
 GC Column: DB-624 ID: 0.25 (mm)

COMPOUND	RRF	RRF50	MIN RRF	%D	MAX %D
Dichlorodifluoromethane	2.404	2.346		-2.4	
Chloromethane	2.877	2.746		-4.6	
Vinyl Chloride	2.179	2.225	0.100	2.1	25.0
Bromomethane	0.919	0.952	0.100	3.6	25.0
Chloroethane	0.993	0.977		-1.6	
Trichlorofluoromethane	1.877	1.871		-0.3	
1,1-Dichloroethene	1.325	1.430	0.100	7.9	25.0
1,1,2-Trichloro-1,2,2-trifluoroethane	1.214	1.230		1.3	
Acetone	1.099	1.248		13.6	
Carbon Disulfide	4.504	4.587		1.8	
Methyl Acetate	1.509	1.635		8.3	
Methylene Chloride	1.446	1.593		10.2	
trans-1,2-Dichloroethene	1.967	1.923		-2.2	
Methyl tert-Butyl Ether	5.220	5.143		-1.5	
1,1-Dichloroethane	4.362	4.298	0.200	-1.5	25.0
cis-1,2-Dichloroethene	2.140	2.175		1.6	
2-Butanone	2.144	2.258		5.3	
Chloroform	3.822	3.733	0.200	-2.3	25.0
1,1,1-Trichloroethane	0.456	0.421	0.100	-7.7	25.0
Cyclohexane	0.744	0.702		-5.6	
Carbon Tetrachloride	0.425	0.397	0.100	-6.6	25.0
Benzene	1.583	1.516	0.500	-4.2	25.0
1,2-Dichloroethane	3.564	3.564	0.100	0.0	25.0
Trichloroethene	0.441	0.425	0.300	-3.6	25.0
Methylcyclohexane	0.588	0.562		-4.4	

All other compounds must meet a minimum RRF of 0.010.

7B  
VOLATILE CONTINUING CALIBRATION CHECK

Lab Name: MITKEM CORPORATION Contract: \_\_\_\_\_  
 Lab Code: MITKEM Case No.: \_\_\_\_\_ SAS No.: \_\_\_\_\_ SDG No.: MD0529  
 Instrument ID: V6 Calibration Date: 05/16/05 Time: 1018  
 Lab File ID: V6D6141 Init. Calib. Date(s): 05/16/05 05/16/05  
 EPA Sample No. (VSTD050##): VSTD0506D Init. Calib. Times: 1018 1231  
 Heated Purge: (Y/N) N  
 GC Column: DB-624 ID: 0.25 (mm)

COMPOUND	RRF	RRF50	MIN RRF	%D	MAX %D
1,2-Dichloropropane	0.514	0.486		-5.4	
Bromodichloromethane	0.538	0.509	0.200	-5.4	25.0
cis-1,3-Dichloropropene	0.527	0.513	0.200	-2.7	25.0
4-Methyl-2-Pentanone	0.663	0.667		0.6	
Toluene	1.715	1.673	0.400	-2.4	25.0
trans-1,3-Dichloropropene	0.524	0.512	0.100	-2.3	25.0
1,1,2-Trichloroethane	0.403	0.379	0.100	-6.0	25.0
Tetrachloroethene	0.340	0.320	0.200	-5.9	25.0
2-Hexanone	0.513	0.533		3.9	
Dibromochloromethane	0.411	0.388	0.100	-5.6	25.0
1,2-Dibromoethane	0.456	0.429		-5.9	
Chlorobenzene	1.184	1.134	0.500	-4.2	25.0
Ethylbenzene	0.601	0.587	0.100	-2.3	25.0
Xylene (Total)	0.702	0.692	0.300	-1.4	25.0
Styrene	0.854	0.872	0.300	2.1	25.0
Bromoform	0.262	0.250	0.100	-4.6	25.0
Isopropylbenzene	1.706	1.723		1.0	
1,1,2,2-Tetrachloroethane	0.595	0.558	0.300	-6.2	25.0
1,3-Dichlorobenzene	0.856	0.836	0.600	-2.3	25.0
1,4-Dichlorobenzene	0.896	0.894	0.500	-0.2	25.0
1,2-Dichlorobenzene	0.835	0.816	0.400	-2.3	25.0
1,2-Dibromo-3-chloropropane	0.117	0.111		-5.1	
1,2,4-Trichlorobenzene	0.479	0.491	0.200	2.5	25.0
Toluene-d8	1.324	1.360		2.7	
Bromofluorobenzene	0.526	0.541	0.200	2.9	25.0
1,2-Dichloroethane-d4	2.817	2.895		2.8	

All other compounds must meet a minimum RRF of 0.010.

7A  
VOLATILE CONTINUING CALIBRATION CHECK

Lab Name: MITKEM CORPORATION Contract: \_\_\_\_\_  
 Lab Code: MITKEM Case No.: \_\_\_\_\_ SAS No.: \_\_\_\_\_ SDG No.: MD0529  
 Instrument ID: V6 Calibration Date: 05/17/05 Time: 1010  
 Lab File ID: V6D6171 Init. Calib. Date(s): 05/16/05 05/16/05  
 EPA Sample No. (VSTD050##): VSTD0506F Init. Calib. Times: 1018 1231  
 Heated Purge: (Y/N) N  
 GC Column: DB-624 ID: 0.25 (mm)

COMPOUND	RRF	RRF50	MIN RRF	%D	MAX %D
Dichlorodifluoromethane	2.404	1.880		-21.8	
Chloromethane	2.877	2.351		-18.3	
Vinyl Chloride	2.179	1.811	0.100	-16.9	25.0
Bromomethane	0.919	0.916	0.100	-0.3	25.0
Chloroethane	0.993	0.931		-6.2	
Trichlorofluoromethane	1.877	1.818		-3.1	
1,1-Dichloroethene	1.325	1.278	0.100	-3.5	25.0
1,1,2-Trichloro-1,2,2-trifluoroethane	1.214	1.138		-6.3	
Acetone	1.099	1.483		34.9	
Carbon Disulfide	4.504	4.088		-9.2	
Methyl Acetate	1.509	1.455		-3.6	
Methylene Chloride	1.446	1.286		-11.1	
trans-1,2-Dichloroethene	1.967	1.826		-7.2	
Methyl tert-Butyl Ether	5.220	4.831		-7.5	
1,1-Dichloroethane	4.362	3.905	0.200	-10.5	25.0
cis-1,2-Dichloroethene	2.140	1.877		-12.3	
2-Butanone	2.144	2.525		17.8	
Chloroform	3.822	3.253	0.200	-14.9	25.0
1,1,1-Trichloroethane	0.456	0.430	0.100	-5.7	25.0
Cyclohexane	0.744	0.638		-14.2	
Carbon Tetrachloride	0.425	0.363	0.100	-14.6	25.0
Benzene	1.583	1.422	0.500	-10.2	25.0
1,2-Dichloroethane	3.564	3.029	0.100	-15.0	25.0
Trichloroethene	0.441	0.398	0.300	-9.8	25.0
Methylcyclohexane	0.588	0.464		-21.1	

All other compounds must meet a minimum RRF of 0.010.



7B  
VOLATILE CONTINUING CALIBRATION CHECK

Lab Name: MITKEM CORPORATION Contract: \_\_\_\_\_  
 Lab Code: MITKEM Case No.: \_\_\_\_\_ SAS No.: \_\_\_\_\_ SDG No.: MD0529  
 Instrument ID: V6 Calibration Date: 05/17/05 Time: 1010  
 Lab File ID: V6D6171 Init. Calib. Date(s): 05/16/05 05/16/05  
 EPA Sample No. (VSTD050##): VSTD0506F Init. Calib. Times: 1018 1231  
 Heated Purge: (Y/N) N  
 GC Column: DB-624 ID: 0.25 (mm)

COMPOUND	RRF	RRF50	MIN RRF	%D	MAX %D
=====	=====	=====	=====	=====	=====
1,2-Dichloropropane	0.514	0.440		-14.4	
Bromodichloromethane	0.538	0.466	0.200	-13.4	25.0
cis-1,3-Dichloropropene	0.527	0.468	0.200	-11.2	25.0
4-Methyl-2-Pentanone	0.663	0.643		-3.0	
Toluene	1.715	1.545	0.400	-9.9	25.0
trans-1,3-Dichloropropene	0.524	0.460	0.100	-12.2	25.0
1,1,2-Trichloroethane	0.403	0.345	0.100	-14.4	25.0
Tetrachloroethene	0.340	0.307	0.200	-9.7	25.0
2-Hexanone	0.513	0.597		16.4	
Dibromochloromethane	0.411	0.359	0.100	-12.7	25.0
1,2-Dibromoethane	0.456	0.412		-9.6	
Chlorobenzene	1.184	1.072	0.500	-9.5	25.0
Ethylbenzene	0.601	0.545	0.100	-9.3	25.0
Xylene (Total)	0.702	0.655	0.300	-6.7	25.0
Styrene	0.854	0.828	0.300	-3.0	25.0
Bromoform	0.262	0.250	0.100	-4.6	25.0
Isopropylbenzene	1.706	1.615		-5.3	
1,1,2,2-Tetrachloroethane	0.595	0.526	0.300	-11.6	25.0
1,3-Dichlorobenzene	0.856	0.842	0.600	-1.6	25.0
1,4-Dichlorobenzene	0.896	0.867	0.500	-3.2	25.0
1,2-Dichlorobenzene	0.835	0.820	0.400	-1.8	25.0
1,2-Dibromo-3-chloropropane	0.117	0.114		-2.6	
1,2,4-Trichlorobenzene	0.479	0.459	0.200	-4.2	25.0
=====	=====	=====	=====	=====	=====
Toluene-d8	1.324	1.399		5.7	
Bromofluorobenzene	0.526	0.563	0.200	7.0	25.0
1,2-Dichloroethane-d4	2.817	2.819		0.1	

All other compounds must meet a minimum RRF of 0.010.

Data File: \\AVOGADRO\ORGANICS\organic\voa\VS.i\050513.B\VSF9941.D  
Date : 13-MAY-2005 10:03  
Client ID: VSTD0505L  
Sample Info: VSTD0505L,VSTD0505L


Column phase: DB-624

Instrument: v5.i

Operator: JC

Column diameter: 0.25

\\AVOGADRO\ORGANICS\organic\voa\VS.i\050513.B\VSF9941.D



Data File: \\AVOGADRO\ORGANICS\organic\voa\V5.i\050513.B\V5F9941.D  
 Report Date: 25-May-2005 10:48

Mitkem Corporation

CLP OLM 3/4.X / ASP 95-1 Low Soil - Heated Purge  
 Data file : \\AVOGADRO\ORGANICS\organic\voa\V5.i\050513.B\V5F9941.D  
 Lab Smp Id: VSTD0505L Client Smp ID: VSTD0505L  
 Inj Date : 13-MAY-2005 10:09  
 Operator : JC Inst ID: v5.i  
 Smp Info : ,VSTD0505L,VSTD0505L  
 Misc Info : ,2  
 Comment :  
 Method : \\AVOGADRO\ORGANICS\organic\voa\V5.i\050513.B\v5clp4h.m  
 Meth Date : 25-May-2005 10:43 mtl Quant Type: ISTD  
 Cal Date : 13-MAY-2005 10:09 Cal File: V5F9941.D  
 Als bottle: 1 Continuing Calibration Sample  
 Dil Factor: 1.00000  
 Integrator: HP RTE Compound Sublist: CLP4.sub  
 Target Version: 4.03  
 Processing Host: TARGET3

Concentration Formula:  $\text{Amt} * \text{DF} * \text{Uf} * 5 / (\text{Ws} * (100 - \text{M}) / 100)$

Name	Value	Description
DF	1.000	Dilution Factor
Uf	1.000	ng unit correction factor
Ws	5.000	Weight of sample (g)
M	0.000	% Moisture (not decanted)

Compounds	QUANT SIG				AMOUNTS		
	MASS	RT	EXP RT	REL RT	RESPONSE	CAL-AMT ( ug/L)	ON-COL ( ug/L)
1 Dichlorodifluoromethane	85	1.685	1.685	(0.330)	1163015	50.0000	61
2 Chloromethane	50	1.882	1.882	(0.368)	1065835	50.0000	61
3 Vinyl Chloride	62	1.980	1.980	(0.387)	911216	50.0000	61
4 Bromomethane	94	2.325	2.325	(0.455)	478174	50.0000	65
5 Chloroethane	64	2.453	2.453	(0.480)	406209	50.0000	65
6 Trichlorofluoromethane	101	2.679	2.679	(0.524)	973766	50.0000	64
7 1,1-Dichloroethene	96	3.182	3.182	(0.622)	502933	50.0000	64
8 1,1,2-Trichloro-1,2,2-trifluo	101	3.211	3.211	(0.628)	492739	50.0000	61
9 Acetone	43	3.231	3.231	(0.632)	449863	50.0000	66
10 Carbon Disulfide	76	3.398	3.398	(0.665)	1868921	50.0000	60
11 Methyl Acetate	43	3.930	3.930	(0.769)	426476	50.0000	49
12 Methylene Chloride	84	3.645	3.645	(0.713)	669625	50.0000	67
13 trans-1,2-Dichloroethene	96	3.911	3.911	(0.765)	699948	50.0000	58
14 Methyl tert-Butyl Ether	73	3.930	3.930	(0.769)	1790507	50.0000	52
15 1,1-Dichloroethane	63	4.314	4.314	(0.844)	1441244	50.0000	54

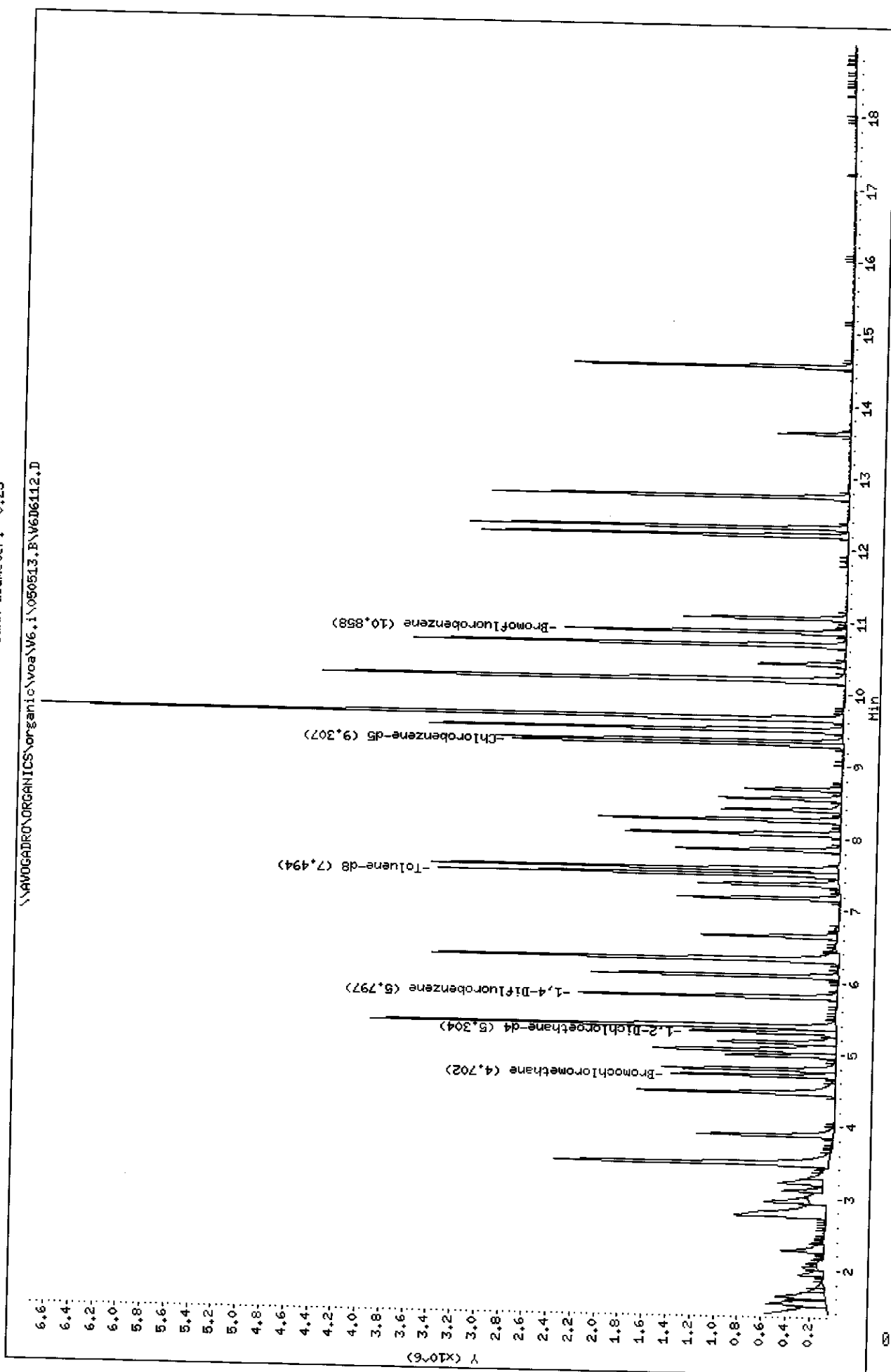
Data File: \\AVOGADRO\ORGANICS\organic\voa\V5.i\050513.B\V5F9941.D  
Report Date: 25-May-2005 10:48

Compounds	QUANT SIG				RESPONSE	AMOUNTS	
	MASS	RT	EXP RT	REL RT		CAL-AMT ( ug/L)	ON-COL ( ug/L)
=====	====	==	=====	=====	=====	=====	=====
16 2-Butanone	43	4.896	4.896	(0.958)	587057	50.0000	
17 cis-1,2-Dichloroethene	96	4.876	4.876	(0.954)	707434	50.0000	59
* 18 Bromochloromethane	128	5.112	5.112	(1.000)	401080	50.0000	55
19 Chloroform	83	5.191	5.191	(1.015)	1245416	50.0000	
20 1,1,1-Trichloroethane	97	5.378	5.378	(0.881)	843803	50.0000	54
21 Cyclohexane	56	5.437	5.437	(0.890)	1320531	50.0000	58
22 Carbon Tetrachloride	117	5.546	5.546	(0.908)	806873	50.0000	55
\$ 23 1,2-Dichloroethane-d4	65	5.674	5.674	(1.110)	825553	50.0000	62
24 1,2-Dichloroethane	62	5.743	5.743	(1.123)	956560	50.0000	50
25 Benzene	78	5.733	5.733	(0.939)	2688658	50.0000	56
* 26 1,4-Difluorobenzene	114	6.107	6.107	(1.000)	1943927	50.0000	
27 Trichloroethene	130	6.373	6.373	(1.044)	725715	50.0000	
28 Methylcyclohexane	83	6.580	6.580	(1.077)	1120564	50.0000	58
29 1,2-Dichloropropane	63	6.600	6.600	(1.081)	780322	50.0000	57
30 Bromodichloromethane	83	6.875	6.875	(1.126)	895057	50.0000	56
31 cis-1,3-Dichloropropene	75	7.338	7.338	(1.202)	1011859	50.0000	55
32 4-Methyl-2-Pentanone	43	7.496	7.496	(0.815)	843004	50.0000	52
\$ 33 Toluene-d8	98	7.624	7.624	(0.829)	2114004	50.0000	56
34 Toluene	91	7.693	7.693	(0.836)	2548740	50.0000	52
35 trans-1,3-Dichloropropene	75	7.919	7.919	(1.297)	924784	50.0000	57
36 1,1,2-Trichloroethane	97	8.116	8.116	(1.329)	544951	50.0000	53
37 Tetrachloroethene	164	8.294	8.294	(0.902)	563881	50.0000	59
38 2-Hexanone	43	8.382	8.382	(0.911)	753593	50.0000	59
39 Dibromochloromethane	129	8.550	8.550	(1.400)	645627	50.0000	56
40 1,2-Dibromoethane	107	8.678	8.678	(0.943)	625551	50.0000	56
* 42 Chlorobenzene-d5	117	9.200	9.200	(1.000)	1744916	50.0000	58
43 Chlorobenzene	112	9.229	9.229	(1.003)	1699088	50.0000	
44 Ethylbenzene	106	9.357	9.357	(1.017)	874595	50.0000	56
45 m,p-Xylene	106	9.495	9.495	(1.032)	2143980	50.0000	59
46 o-Xylene	106	9.948	9.948	(1.081)	1033351	100.000	120
47 Styrene	104	9.958	9.958	(1.082)	1364883	50.0000	57
48 Bromoform	173	10.165	10.165	(1.664)	413245	50.0000	57
49 Isopropylbenzene	105	10.372	10.372	(1.127)	2705695	50.0000	53
\$ 50 Bromofluorobenzene	95	10.549	10.549	(1.147)	865368	50.0000	57
51 1,1,2,2-Tetrachloroethane	83	10.717	10.717	(1.165)	874047	50.0000	47
M 41 Xylene (Total)	106				3177331	50.0000	57
52 1,3-Dichlorobenzene	146	11.859	11.859	(1.289)	1439967	50.0000	180
53 1,4-Dichlorobenzene	146	11.968	11.968	(1.301)	1445879	50.0000	55
54 1,2-Dichlorobenzene	146	12.411	12.411	(1.349)	1364434	50.0000	54
55 1,2-Dibromo-3-chloropropane	75	13.347	13.347	(1.451)	134422	50.0000	56
56 1,2,4-Trichlorobenzene	180	14.381	14.381	(1.563)	721300	50.0000	55
							47

SB  
5/25/05

Data File: \\AVOGADRO\ORGANICS\organic\voa\V6.i\050513.B\V6D6112.D  
Date : 13-MAY-2005 10:47  
Client ID: VSTD0506C  
Sample Info: ,VSTD0506C,VSTD0506C  
Purge Volume: 5.0  
Column phase: DB-624

Instrument: V6.i  
Operator: SB SRC: SB  
Column diameter: 0.25



Data File: \\AVOGADRO\ORGANICS\organic\voa\V6.i\050513.B\V6D6112.D  
 Report Date: 25-May-2005 12:01

Mitkem Corporation

CLP OLM4.X - Water and Medium Soils  
 Data file : \\AVOGADRO\ORGANICS\organic\voa\V6.i\050513.B\V6D6112.D  
 Lab Smp Id: VSTD0506C Client Smp ID: VSTD0506C  
 Inj Date : 13-MAY-2005 10:47  
 Operator : SB SRC: SB Inst ID: V6.i  
 Smp Info : ,VSTD0506C,VSTD0506C  
 Misc Info : ,1,3  
 Comment :  
 Method : \\AVOGADRO\ORGANICS\organic\voa\V6.i\050513.B\v6clp4s.m  
 Meth Date : 25-May-2005 11:58 mt1 Quant Type: ISTD  
 Cal Date : 13-MAY-2005 10:47 Cal File: V6D6112.D  
 Als bottle: 2 Continuing Calibration Sample  
 Dil Factor: 1.00000  
 Integrator: HP RTE Compound Sublist: CLP4.sub  
 Target Version: 4.03  
 Processing Host: TARGET3

Concentration Formula: Amt \* DF \* Uf \* 5/Vo

Name	Value	Description
DF	1.000	Dilution Factor
Uf	1.000	ng unit correction factor
Vo	5.000	Sample Volume purged (mL)

Compounds	QUANT SIG				AMOUNTS		
	MASS	RT	EXP RT	REL RT	RESPONSE	CAL-AMT ( ug/L)	ON-COL ( ug/L)
1 Dichlorodifluoromethane	85	1.374	1.374	(0.292)	816288	50.0000	52
2 Chloromethane	50	1.532	1.532	(0.326)	989138	50.0000	55
3 Vinyl Chloride	62	1.636	1.636	(0.348)	754476	50.0000	52
4 Bromomethane	94	1.940	1.940	(0.413)	311671	50.0000	45
5 Chloroethane	64	2.043	2.043	(0.435)	336217	50.0000	50
6 Trichlorofluoromethane	101	2.275	2.275	(0.484)	647307	50.0000	52
7 1,1-Dichloroethene	96	2.755	2.755	(0.586)	466646	50.0000	53
9 Acetone	43	2.798	2.798	(0.595)	425971	50.0000	78
8 1,1,2-Trichloro-1,2,2-trifluo	101	2.773	2.773	(0.590)	403884	50.0000	53
10 Carbon Disulfide	76	2.956	2.956	(0.629)	1470771	50.0000	49
11 Methyl Acetate	43	3.114	3.114	(0.662)	498156	50.0000	54
12 Methylene Chloride	84	3.217	3.217	(0.684)	463818	50.0000	50
13 trans-1,2-Dichloroethene	96	3.473	3.473	(0.739)	628008	50.0000	46
14 Methyl tert-Butyl Ether	73	3.485	3.485	(0.741)	1657436	50.0000	46
15 1,1-Dichloroethane	63	3.874	3.874	(0.824)	1433531	50.0000	48
16 2-Butanone	43	4.483	4.483	(0.953)	820384	50.0000	69


Data File: \\AVOGADRO\ORGANICS\organic\voa\V6.i\050513.B\V6D6112.D  
Report Date: 25-May-2005 12:01

Compounds	QUANT SIG				AMOUNTS		
	MASS	RT	EXP RT	REL RT	RESPONSE	CAL-AMT ( ug/L)	ON-COL ( ug/L)
=====	=====	==	=====	=====	=====	=====	=====
17 cis-1,2-Dichloroethene	96	4.465	4.465	(0.950)	704168	50.0000	
* 18 Bromochloromethane	128	4.702	4.702	(1.000)	364428	50.0000	48
19 Chloroform	83	4.793	4.793	(1.019)	1242145	50.0000	
20 1,1,1-Trichloroethane	97	4.988	4.988	(0.860)	729545	50.0000	48
21 Cyclohexane	56	5.055	5.055	(0.872)	1310954	50.0000	41
22 Carbon Tetrachloride	117	5.164	5.164	(0.891)	669919	50.0000	51
\$ 23 1,2-Dichloroethane-d4	65	5.304	5.304	(1.128)	1010413	50.0000	42
25 Benzene	78	5.377	5.377	(0.928)	2701639	50.0000	52
24 1,2-Dichloroethane	62	5.383	5.383	(1.145)	1145102	50.0000	50
* 26 1,4-Difluorobenzene	114	5.797	5.797	(1.000)	1895337	50.0000	49
27 Trichloroethene	130	6.083	6.083	(1.049)	782675	50.0000	
28 Methylcyclohexane	83	6.314	6.314	(1.089)	990165	50.0000	47
29 1,2-Dichloropropane	63	6.320	6.320	(1.090)	852871	50.0000	49
30 Bromodichloromethane	83	6.636	6.636	(1.145)	878465	50.0000	48
31 cis-1,3-Dichloropropene	75	7.166	7.166	(1.236)	865435	50.0000	48
32 4-Methyl-2-Pentanone	43	7.360	7.360	(0.791)	1111973	50.0000	46
\$ 33 Toluene-d8	98	7.494	7.494	(0.805)	2541566	50.0000	56
34 Toluene	91	7.573	7.573	(0.814)	2811734	50.0000	54
35 trans-1,3-Dichloropropene	75	7.841	7.841	(1.353)	859978	50.0000	49
36 1,1,2-Trichloroethane	97	8.060	8.060	(1.390)	662434	50.0000	48
37 Tetrachloroethene	164	8.255	8.255	(0.887)	538243	50.0000	49
38 2-Hexanone	43	8.395	8.395	(0.902)	924052	50.0000	46
39 Dibromochloromethane	129	8.553	8.553	(1.475)	647081	50.0000	65
40 1,2-Dibromoethane	107	8.693	8.693	(0.934)	700915	50.0000	46
* 42 Chlorobenzene-d5	117	9.307	9.307	(1.000)	1794683	50.0000	47
43 Chlorobenzene	112	9.344	9.344	(1.004)	1846822	50.0000	
44 Ethylbenzene	106	9.502	9.502	(1.021)	964114	50.0000	46
45 m,p-Xylene	106	9.660	9.660	(1.038)	2441694	50.0000	47
46 o-Xylene	106	10.189	10.189	(1.095)	1130771	100.000	97
47 Styrene	104	10.207	10.207	(1.097)	1311960	50.0000	47
48 Bromoform	173	10.420	10.420	(1.798)	423309	50.0000	64
49 Isopropylbenzene	105	10.682	10.682	(1.148)	2785927	50.0000	47
\$ 50 Bromofluorobenzene	95	10.858	10.858	(1.167)	960550	50.0000	48
51 1,1,2,2-Tetrachloroethane	83	11.053	11.053	(1.188)	800216	50.0000	52
M 41 Xylene (Total)	106				3572465	50.0000	48
52 1,3-Dichlorobenzene	146	12.203	12.203	(1.311)	1364678	50.0000	140
53 1,4-Dichlorobenzene	146	12.312	12.312	(1.323)	1455674	50.0000	46
54 1,2-Dichlorobenzene	146	12.744	12.744	(1.369)	1342288	50.0000	47
55 1,2-Dibromo-3-chloropropane	75	13.626	13.626	(1.464)	165061	50.0000	47
56 1,2,4-Trichlorobenzene	180	14.551	14.551	(1.563)	724802	50.0000	52
							45

SB  
5/25/05

Data File: \\AVOCADRO\ORGANICS\organic\voa\W6.i\050516.B\W6D6141.D  
Date : 16-MAY-2005 10:18  
Client ID: VSTD0506D  
Sample Info: VSTD0506D, VSTD0506D  
Purge Volume: 5.0  
Column Phase: DB-624

Instrument: V6.i  
Operator: SB SRC: SB  
Column diameter: 0.25





Data File: \\AVOGADRO\ORGANICS\organic\voa\V6.i\050516.B\V6D6141.D  
Report Date: 16-May-2005 13:22

Mitkem Corporation

CLP OLM4.X - Water and Medium Soils  
Data file : \\AVOGADRO\ORGANICS\organic\voa\V6.i\050516.B\V6D6141.D  
Lab Smp Id: VSTD0506D Client Smp ID: VSTD0506D  
Inj Date : 16-MAY-2005 10:18  
Operator : SB SRC: SB Inst ID: V6.i  
Smp Info : ,VSTD0506D,VSTD0506D  
Misc Info : ,1,3  
Comment :  
Method : \\AVOGADRO\ORGANICS\organic\voa\V6.i\050516.B\v6clp4s.m  
Meth Date : 16-May-2005 12:58 mt1 Quant Type: ISTD  
Cal Date : 16-MAY-2005 10:18 Cal File: V6D6141.D  
Als bottle: 1 Calibration Sample, Level: 3  
Dil Factor: 1.00000  
Integrator: HP RTE Compound Sublist: CLP4.sub  
Target Version: 4.03  
Processing Host: TARGET3

Concentration Formula: Amt \* DF \* Uf \* 5/Vo

Name	Value	Description
DF	1.000	Dilution Factor
Uf	1.000	ng unit correction factor
Vo	5.000	Sample Volume purged (mL)

Compounds	QUANT SIG							AMOUNTS	
	MASS	RT	EXP RT	REL RT	RESPONSE	CAL-AMT	ON-COL	( ug/L)	( ug/L)
1 Dichlorodifluoromethane	85	1.372	1.372 (0.292)		860652	50.0000	50		
2 Chloromethane	50	1.537	1.537 (0.327)		1007274	50.0000	50		
3 Vinyl Chloride	62	1.634	1.634 (0.348)		816199	50.0000	50		
4 Bromomethane	94	1.950	1.950 (0.415)		349184	50.0000	50		
5 Chloroethane	64	2.042	2.042 (0.434)		358239	50.0000	50		
6 Trichlorofluoromethane	101	2.273	2.273 (0.484)		686473	50.0000	50		
7 1,1-Dichloroethene	96	2.760	2.760 (0.587)		524526	50.0000	50		
9 Acetone	43	2.796	2.796 (0.595)		457652	50.0000	50		
8 1,1,2-Trichloro-1,2,2-trifluo	101	2.772	2.772 (0.590)		451158	50.0000	50		
10 Carbon Disulfide	76	2.954	2.954 (0.629)		1682415	50.0000	50		
11 Methyl Acetate	43	3.112	3.112 (0.662)		599893	50.0000	50		
12 Methylene Chloride	84	3.222	3.222 (0.685)		584467	50.0000	50		
13 trans-1,2-Dichloroethene	96	3.471	3.471 (0.739)		705481	50.0000	50		
14 Methyl tert-Butyl Ether	73	3.490	3.490 (0.742)		1886346	50.0000	50		
15 1,1-Dichloroethane	63	3.879	3.879 (0.825)		1576497	50.0000	50		
16 2-Butanone	43	4.481	4.481 (0.953)		828439	50.0000	50		

Data File: \\AVOGADRO\ORGANICS\organic\voa\V6.i\050516.B\V6D6141.D  
Report Date: 16-May-2005 13:22

Compounds	QUANT SIG				AMOUNTS		
	MASS	RT	EXP RT	REL RT	RESPONSE	CAL-AMT ( ug/L)	ON-COL ( ug/L)
=====	=====	=====	=====	=====	=====	=====	=====
17 cis-1,2-Dichloroethene	96	4.463	4.463	(0.950)	797642	50.0000	50
* 18 Bromochloromethane	128	4.700	4.700	(1.000)	366813	50.0000	
19 Chloroform	83	4.791	4.791	(1.019)	1369410	50.0000	50
20 1,1,1-Trichloroethane	97	4.986	4.986	(0.860)	823998	50.0000	50
21 Cyclohexane	56	5.059	5.059	(0.873)	1373787	50.0000	50
22 Carbon Tetrachloride	117	5.162	5.162	(0.891)	777506	50.0000	50
\$ 23 1,2-Dichloroethane-d4	65	5.302	5.302	(1.128)	1062100	50.0000	50
25 Benzene	78	5.375	5.375	(0.928)	2969208	50.0000	50
24 1,2-Dichloroethane	62	5.388	5.388	(1.146)	1307281	50.0000	50
* 26 1,4-Difluorobenzene	114	5.795	5.795	(1.000)	1958069	50.0000	
27 Trichloroethene	130	6.087	6.087	(1.050)	831211	50.0000	50
28 Methylcyclohexane	83	6.312	6.312	(1.089)	1101044	50.0000	50
29 1,2-Dichloropropane	63	6.324	6.324	(1.091)	951027	50.0000	50
30 Bromodichloromethane	83	6.641	6.641	(1.146)	996724	50.0000	50
31 cis-1,3-Dichloropropene	75	7.170	7.170	(1.237)	1004159	50.0000	50
32 4-Methyl-2-Pentanone	43	7.359	7.359	(0.791)	1230259	50.0000	50
\$ 33 Toluene-d8	98	7.492	7.492	(0.805)	2510029	50.0000	50
34 Toluene	91	7.572	7.572	(0.814)	3087662	50.0000	50
35 trans-1,3-Dichloropropene	75	7.845	7.845	(1.354)	1002548	50.0000	50
36 1,1,2-Trichloroethane	97	8.064	8.064	(1.392)	742691	50.0000	50
37 Tetrachloroethene	164	8.259	8.259	(0.888)	590953	50.0000	50
38 2-Hexanone	43	8.393	8.393	(0.902)	983124	50.0000	50
39 Dibromochloromethane	129	8.551	8.551	(1.476)	760318	50.0000	50
40 1,2-Dibromoethane	107	8.691	8.691	(0.934)	791491	50.0000	50
* 42 Chlorobenzene-d5	117	9.305	9.305	(1.000)	1845177	50.0000	
43 Chlorobenzene	112	9.342	9.342	(1.004)	2091775	50.0000	50
44 Ethylbenzene	106	9.500	9.500	(1.021)	1083447	50.0000	50
45 m,p-Xylene	106	9.664	9.664	(1.039)	2727884	100.0000	100
46 o-Xylene	106	10.187	10.187	(1.095)	1276771	50.0000	50
47 Styrene	104	10.206	10.206	(1.097)	1609507	50.0000	50
48 Bromoform	173	10.425	10.425	(1.799)	489217	50.0000	50
49 Isopropylbenzene	105	10.680	10.680	(1.148)	3178452	50.0000	50
\$ 50 Bromofluorobenzene	95	10.863	10.863	(1.167)	997796	50.0000	50
51 1,1,2,2-Tetrachloroethane	83	11.057	11.057	(1.188)	1029531	50.0000	50
M 41 Xylene (Total)	106				4004655	50.0000	150
52 1,3-Dichlorobenzene	146	12.207	12.207	(1.312)	1543119	50.0000	50
53 1,4-Dichlorobenzene	146	12.311	12.311	(1.323)	1650183	50.0000	50
54 1,2-Dichlorobenzene	146	12.742	12.742	(1.369)	1505977	50.0000	50
55 1,2-Dibromo-3-chloropropane	75	13.625	13.625	(1.464)	205061	50.0000	50
56 1,2,4-Trichlorobenzene	180	14.549	14.549	(1.564)	906021	50.0000	50

5/16/05

Data File: \\AVOCADRO\ORGANICS\organic\voa\6.i\050517.B\6D6171.D

Date : 17-MAY-2005 10:10

Client ID: VSTD0506F

Sample Info: VSTD0506F,VSTD0506F

Purge Volume: 5.0


Column phase: DB-624

Instrument: V6.i

Operator: SB SRC: SB

Column diameter: 0.25

\\AVOCADRO\ORGANICS\organic\voa\6.i\050517.B\6D6171.D



Data File: \\AVOGADRO\ORGANICS\organic\voa\V6.i\050517.B\V6D6171.D  
 Report Date: 25-May-2005 12:06

Mitkem Corporation

CLP OLM4.X - Water and Medium Soils  
 Data file : \\AVOGADRO\ORGANICS\organic\voa\V6.i\050517.B\V6D6171.D  
 Lab Smp Id: VSTD0506F Client Smp ID: VSTD0506F  
 Inj Date : 17-MAY-2005 10:10  
 Operator : SB SRC: SB Inst ID: V6.i  
 Smp Info : ,VSTD0506F,VSTD0506F  
 Misc Info : ,1,3  
 Comment :  
 Method : \\AVOGADRO\ORGANICS\organic\voa\V6.i\050517.B\v6clp4s.m  
 Meth Date : 25-May-2005 12:05 mtl Quant Type: ISTD  
 Cal Date : 17-MAY-2005 10:10 Cal File: V6D6171.D  
 Als bottle: 1 Continuing Calibration Sample  
 Dil Factor: 1.00000  
 Integrator: HP RTE Compound Sublist: CLP4.sub  
 Target Version: 4.03  
 Processing Host: TARGET3

Concentration Formula: Amt \* DF \* Uf \* 5/Vo

Name	Value	Description
DF	1.000	Dilution Factor
Uf	1.000	ng unit correction factor
Vo	5.000	Sample Volume purged (mL)

Compounds	QUANT SIG				AMOUNTS		
	MASS	RT	EXP RT	REL RT	RESPONSE	CAL-AMT ( ug/L)	ON-COL ( ug/L)
=====	----	==	=====	=====	=====	=====	=====
1 Dichlorodifluoromethane	85	1.381	1.381	(0.294)	702682	50.0000	39
2 Chloromethane	50	1.655	1.655	(0.352)	879073	50.0000	41
3 Vinyl Chloride	62	1.637	1.637	(0.348)	676909	50.0000	42
4 Bromomethane	94	1.947	1.947	(0.414)	342473	50.0000	50
5 Chloroethane	64	2.038	2.038	(0.433)	347920	50.0000	47
6 Trichlorofluoromethane	101	2.282	2.282	(0.485)	679792	50.0000	48
7 1,1-Dichloroethene	96	2.756	2.756	(0.586)	477880	50.0000	48
9 Acetone	43	2.805	2.805	(0.596)	554319	50.0000	67
8 1,1,2-Trichloro-1,2,2-trifluo	101	2.774	2.774	(0.590)	425575	50.0000	47
10 Carbon Disulfide	76	2.957	2.957	(0.629)	1528231	50.0000	45
11 Methyl Acetate	43	3.121	3.121	(0.664)	544071	50.0000	48
12 Methylene Chloride	84	3.212	3.212	(0.683)	480736	50.0000	44
13 trans-1,2-Dichloroethene	96	3.480	3.480	(0.740)	682573	50.0000	46
14 Methyl tert-Butyl Ether	73	3.492	3.492	(0.743)	1806205	50.0000	46
15 1,1-Dichloroethane	63	3.888	3.888	(0.827)	1460045	50.0000	45
16 2-Butanone	43	4.484	4.484	(0.953)	944013	50.0000	59

Compounds	QUANT SIG				AMOUNTS		
	MASS	RT	EXP RT	REL RT	RESPONSE	CAL-AMT ( ug/L)	ON-COL ( ug/L)
=====	=====	=====	=====	=====	=====	=====	=====
17 cis-1,2-Dichloroethene	96	4.472	4.472	(0.951)	701611	50.0000	
* 18 Bromochloromethane	128	4.703	4.703	(1.000)	373860	50.0000	44
19 Chloroform	83	4.794	4.794	(1.019)	1216099	50.0000	
20 1,1,1-Trichloroethane	97	4.989	4.989	(0.860)	818672	50.0000	43
21 Cyclohexane	56	5.062	5.062	(0.873)	1213675	50.0000	47
22 Carbon Tetrachloride	117	5.171	5.171	(0.892)	689671	50.0000	43
\$ 23 1,2-Dichloroethane-d4	65	5.311	5.311	(1.129)	1053887	50.0000	43
25 Benzene	78	5.378	5.378	(0.928)	2704827	50.0000	50
24 1,2-Dichloroethane	62	5.390	5.390	(1.146)	1132298	50.0000	45
* 26 1,4-Difluorobenzene	114	5.798	5.798	(1.000)	1901929	50.0000	42
27 Trichloroethene	130	6.090	6.090	(1.050)	756738	50.0000	
28 Methylcyclohexane	83	6.315	6.315	(1.089)	882325	50.0000	45
29 1,2-Dichloropropane	63	6.327	6.327	(1.091)	836742	50.0000	39
30 Bromodichloromethane	83	6.643	6.643	(1.146)	885455	50.0000	43
31 cis-1,3-Dichloropropene	75	7.173	7.173	(1.237)	889473	50.0000	43
32 4-Methyl-2-Pentanone	43	7.361	7.361	(0.791)	1151080	50.0000	44
\$ 33 Toluene-d8	98	7.495	7.495	(0.805)	2504250	50.0000	49
34 Toluene	91	7.574	7.574	(0.814)	2765134	50.0000	53
35 trans-1,3-Dichloropropene	75	7.842	7.842	(1.353)	874632	50.0000	45
36 1,1,2-Trichloroethane	97	8.061	8.061	(1.390)	655651	50.0000	44
37 Tetrachloroethene	164	8.255	8.255	(0.887)	548730	50.0000	43
38 2-Hexanone	43	8.396	8.396	(0.902)	1068728	50.0000	45
39 Dibromochloromethane	129	8.560	8.560	(1.476)	682708	50.0000	58
40 1,2-Dibromoethane	107	8.688	8.688	(0.933)	736812	50.0000	44
* 42 Chlorobenzene-d5	117	9.308	9.308	(1.000)	1790182	50.0000	45
43 Chlorobenzene	112	9.345	9.345	(1.004)	1919001	50.0000	
44 Ethylbenzene	106	9.503	9.503	(1.021)	976347	50.0000	45
45 m,p-Xylene	106	9.661	9.661	(1.038)	2458539	100.0000	45
46 o-Xylene	106	10.190	10.190	(1.095)	1173035	50.0000	90
47 Styrene	104	10.208	10.208	(1.097)	1482367	50.0000	47
48 Bromoform	173	10.427	10.427	(1.798)	475270	50.0000	48
49 Isopropylbenzene	105	10.683	10.683	(1.148)	2890351	50.0000	48
\$ 50 Bromofluorobenzene	95	10.859	10.859	(1.167)	1008342	50.0000	47
51 1,1,2,2-Tetrachloroethane	83	11.054	11.054	(1.188)	941572	50.0000	54
M 41 Xylene (Total)	106				3631574	50.0000	44
52 1,3-Dichlorobenzene	146	12.204	12.204	(1.311)	1507472	50.0000	140
53 1,4-Dichlorobenzene	146	12.313	12.313	(1.323)	1551264	50.0000	49
54 1,2-Dichlorobenzene	146	12.739	12.739	(1.369)	1467888	50.0000	48
55 1,2-Dibromo-3-chloropropane	75	13.621	13.621	(1.463)	203453	50.0000	49
56 1,2,4-Trichlorobenzene	180	14.552	14.552	(1.563)	822007	50.0000	48

SB

5/25/05

Date : 13-APR-2005 10:45

Client ID: BFB5Z

Instrument: v5.i

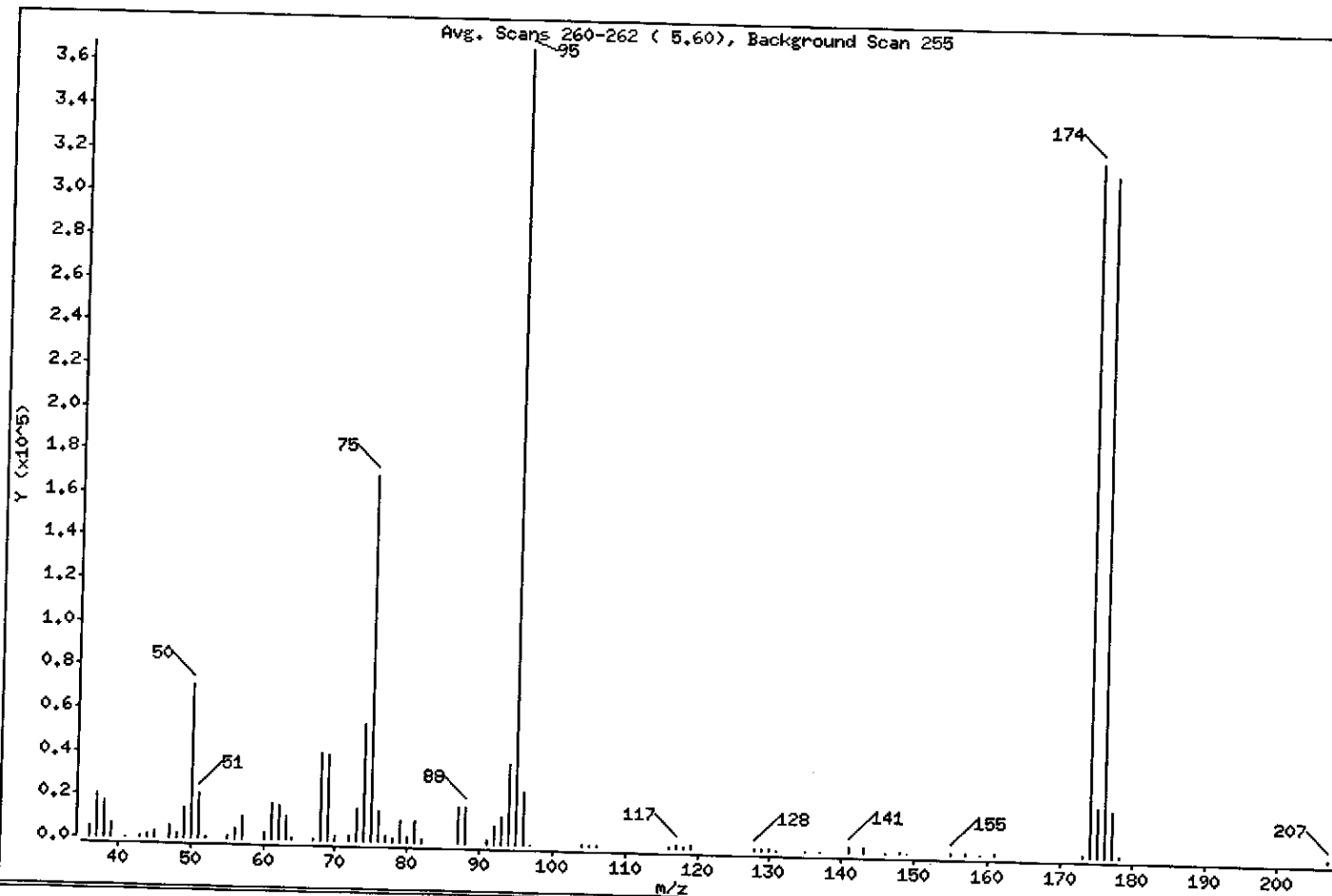
Sample Info: ,BFB5Z,BFB5Z

Column phase: DB-624

Operator: JC

1 bfb

Column diameter: 0.25



m/e	ION ABUNDANCE CRITERIA	% RELATIVE ABUNDANCE
95	Base Peak, 100% relative abundance	100.00
50	8.00 - 40.00% of mass 95	19.43
75	30.00 - 66.00% of mass 95	46.04
96	5.00 - 9.00% of mass 95	6.73
173	Less than 2.00% of mass 174	0.17 ( 0.20)
174	50.00 - 120.00% of mass 95	87.23
175	4.00 - 9.00% of mass 174	6.26 ( 7.17)
176	93.00 - 101.00% of mass 174	85.42 ( 97.93)
177	5.00 - 9.00% of mass 176	5.67 ( 6.64)

**COPY**

Original Documents Are Included in CSF \_\_\_\_\_

Signed: \_\_\_\_\_ Date: \_\_\_\_\_ 0223

Data File: \\AVOCADRO\ORGANICS\organic\voa\V5.i\050413.B\V5F9475.D

Date : 13-APR-2005 10:45

Page 3

Client ID: BFB5Z

Instrument: v5.i

Sample Info: ,BFB5Z,BFB5Z

Operator: JC

Column phase: DB-624

Column diameter: 0.25

Data File: V5F9475.D

Spectrum: Avg. Scans 260-262 ( 5.60), Background Scan 255

Location of Maximum: 95.00

Number of points: 75

m/z	Y	m/z	Y	m/z	Y	m/z	Y
36.00	4826	62.00	15864	88.00	17056	135.00	233
37.00	20400	63.00	11336	91.00	1376	137.00	230
38.00	17152	64.00	796	92.00	8430	141.00	2542
39.00	6876	67.00	1060	93.00	12795	143.00	2348
41.00	411	68.00	40520	94.00	37504	146.00	359
43.00	730	69.00	39376	95.00	367936	148.00	826
44.00	1354	70.00	2439	96.00	24752	149.00	174
45.00	3391	72.00	2208	97.00	410	155.00	725
47.00	5591	73.00	15338	104.00	1176	157.00	611
48.00	2605	74.00	54552	105.00	581	159.00	388
49.00	14328	75.00	169408	106.00	1268	161.00	430
50.00	71472	76.00	13970	116.00	1212	173.00	636
51.00	21168	77.00	2737	117.00	1892	174.00	320960
52.00	1255	78.00	1948	118.00	1178	175.00	23016
55.00	1300	79.00	10238	119.00	1654	176.00	314304
56.00	5463	80.00	2617	128.00	1259	177.00	20856
57.00	10863	81.00	10421	129.00	632	178.00	429
60.00	3710	82.00	1914	130.00	1143	207.00	446
61.00	16768	87.00	16928	131.00	236		

Data File: \\AVOGADRO\ORGANICS\organic\voa\V5.i\050413.B\V5F9475.D

Date : 13-APR-2005 10:45

Page 1

Client ID: BFB5Z

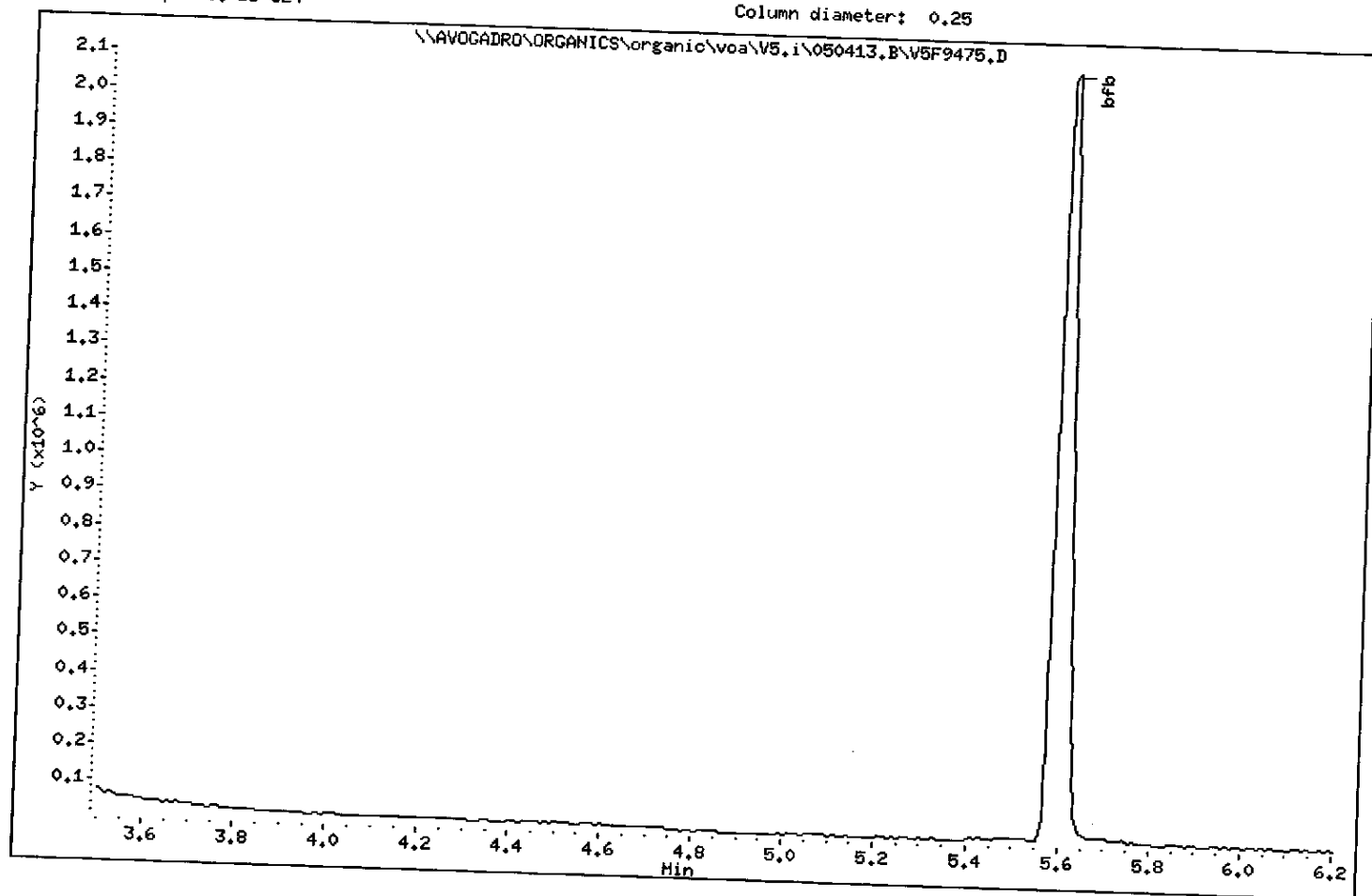
Instrument: v5.i

Sample Info: ,BFB5Z,BFB5Z

Operator: JC

Column phase: DB-624

Column diameter: 0.25





Data File: \\AVOGADRO\ORGANICS\organic\voa\W5.i\050513.B\W5F9940.D

Date : 13-MAY-2005 09:26

Page 2

Client ID: BFB5L

Instrument: v5.i

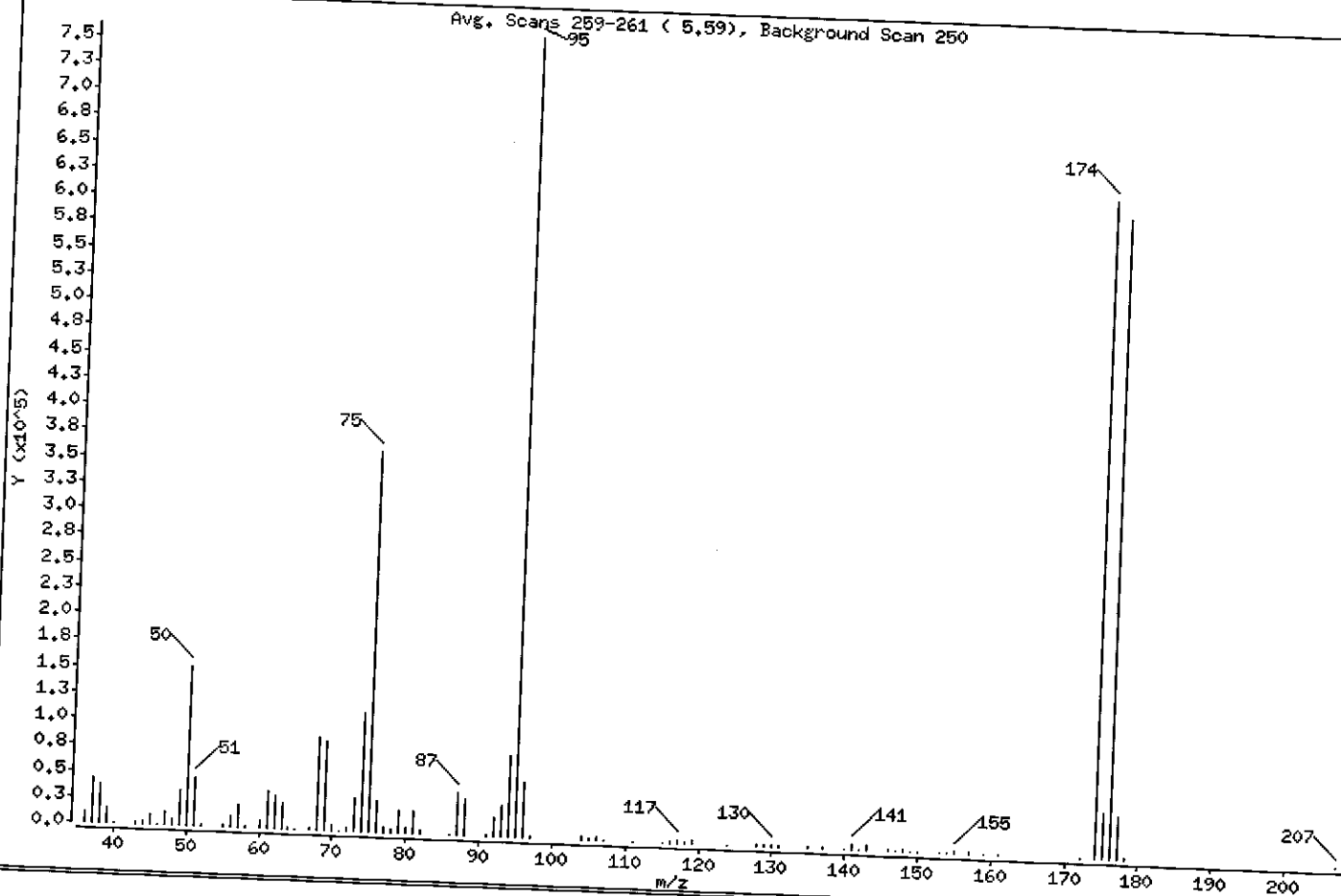
Sample Info: ,BFB5L,BFB5L

Column phase: DB-624

Operator: JC

1 bfb

Column diameter: 0.25



m/e	ION ABUNDANCE CRITERIA	% RELATIVE ABUNDANCE
95	Base Peak, 100% relative abundance	100.00
50	8.00 - 40.00% of mass 95	19.92
75	30.00 - 66.00% of mass 95	47.48
96	5.00 - 9.00% of mass 95	6.80
173	Less than 2.00% of mass 174	0.00 ( 0.00)
174	50.00 - 120.00% of mass 95	82.28
175	4.00 - 9.00% of mass 174	5.87 ( 7.14)
176	93.00 - 101.00% of mass 174	79.87 ( 97.07)
177	5.00 - 9.00% of mass 176	5.30 ( 6.64)

Data File: \\AVOGADRO\ORGANICS\organic\voa\V5.i\050513.B\VF9940.D

Page 3

Date : 13-MAY-2005 09:26

Client ID: BFB5L

Instrument: v5.i

Sample Info: ,BFB5L,BFB5L

Operator: JC

Column phase: DB-624

Column diameter: 0.25

Data File: VF9940.D

Spectrum: Avg. Scans 259-261 ( 5.59), Background Scan 250

Location of Maximum: 95.00

Number of points: 90

m/z	Y	m/z	Y	m/z	Y	m/z	Y
36.00	9777	64.00	2221	93.00	29232	141.00	5224
37.00	43000	65.00	648	94.00	77992	142.00	300
38.00	36728	67.00	2347	95.00	761792	143.00	4850
39.00	14192	68.00	87520	96.00	51816	146.00	934
40.00	510	69.00	84360	97.00	1442	147.00	192
43.00	1095	70.00	5677	104.00	2761	148.00	1333
44.00	3343	71.00	189	105.00	1043	149.00	193
45.00	8411	72.00	4025	106.00	2901	150.00	411
46.00	351	73.00	31712	107.00	782	153.00	167
47.00	11448	74.00	111984	111.00	178	154.00	206
48.00	5163	75.00	361664	115.00	529	155.00	1693
49.00	32664	76.00	30112	116.00	2171	157.00	1067
50.00	151744	77.00	5067	117.00	3626	159.00	560
51.00	46336	78.00	3894	118.00	2233	161.00	239
52.00	2010	79.00	20912	119.00	3197	172.00	848
55.00	2328	80.00	5289	124.00	205	174.00	626816
56.00	11152	81.00	20920	128.00	2351	175.00	44752
57.00	21832	82.00	4006	129.00	1085	176.00	608448
58.00	1187	86.00	561	130.00	2462	177.00	40384
60.00	7808	87.00	39672	131.00	912	178.00	1137
61.00	35336	88.00	35504	135.00	1081	207.00	176
62.00	32208	91.00	2320	137.00	1046		
63.00	24776	92.00	17384	140.00	171		

Data File: \\AVOGADRO\ORGANICS\organic\voa\V5.i\050513.B\V5F9940.D

Page 1

Date : 13-MAY-2005 09:26

Client ID: BFB5L

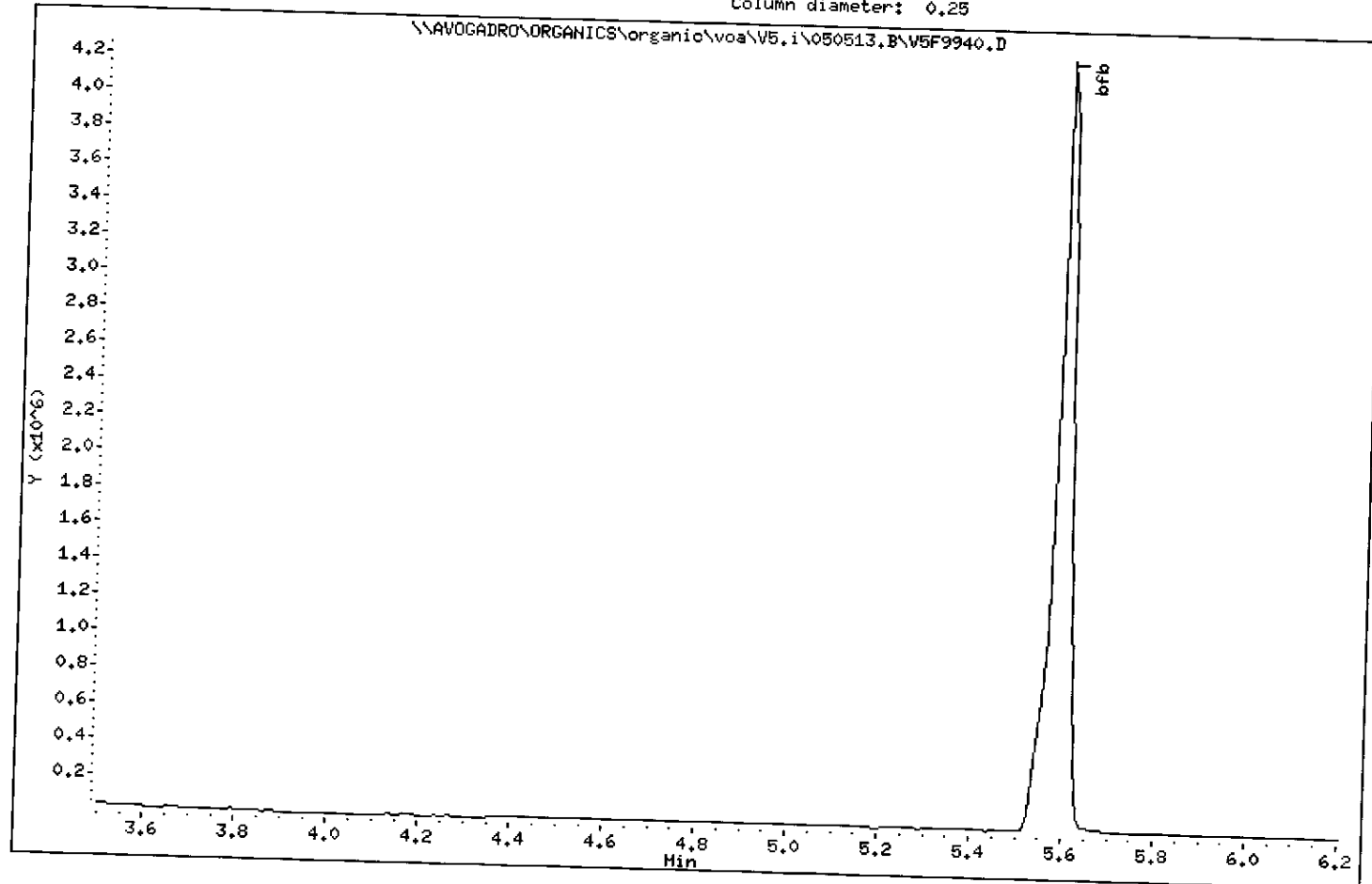
Instrument: v5.i

Sample Info: ,BFB5L,BFB5L

Operator: JC

Column phase: DB-624

Column diameter: 0.25



Data File: \\AVOCADRO\ORGANICS\organic\voa\W6.i\050512.B\W6D6090.D

Date : 12-MAY-2005 09:37

Page 2

Client ID: BFB6B

Instrument: v6.i

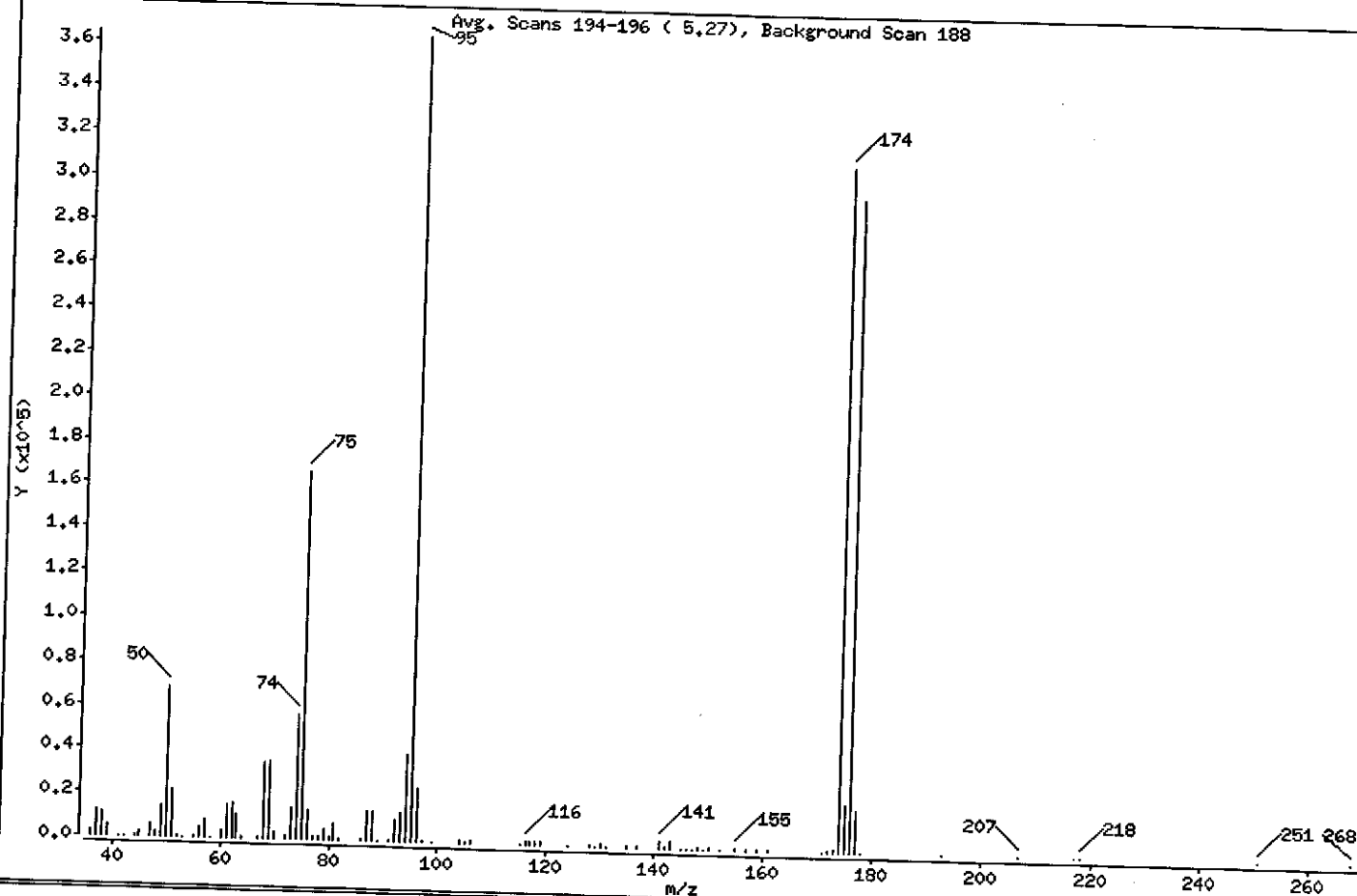
Sample Info: ,BFB6B,BFB6B

Column phase: DB-624

Operator: SB

1 bfb

Column diameter: 0.25



m/e	ION ABUNDANCE CRITERIA	% RELATIVE ABUNDANCE
95	Base Peak, 100% relative abundance	100.00
50	8.00 - 40.00% of mass 95	18.56
75	30.00 - 66.00% of mass 95	45.52
96	5.00 - 9.00% of mass 95	6.66
173	Less than 2.00% of mass 174	0.45 ( 0.53)
174	50.00 - 120.00% of mass 95	84.93
175	4.00 - 9.00% of mass 174	6.00 ( 7.07)
176	93.00 - 101.00% of mass 174	81.09 ( 95.47)
177	5.00 - 9.00% of mass 176	5.25 ( 6.48)

COPY

Original Documents Are Included in CSF \_\_\_\_\_  
Signed: \_\_\_\_\_ Date: \_\_\_\_\_ 0229

Data File: \\AVOCADRO\ORGANICS\organic\voa\V6.i\050512.B\V6D6090.D

Date : 12-MAY-2005 09:37

Page 3

Client ID: BFB6B

Instrument: v6.i

Sample Info: ,BFB6B,BFB6B

Operator: SB

Column phase: DB-624

Column diameter: 0.25

Data File: V6D6090.D

Spectrum: Avg. Scans 194-196 ( 5.27), Background Scan 188

Location of Maximum: 95.00

Number of points: 94

m/z	Y	m/z	Y	m/z	Y	m/z	Y
36.00	2841	67.00	513	96.00	24280	148.00	921
37.00	11608	68.00	34464	97.00	559	149.00	221
38.00	10597	69.00	34920	99.00	183	150.00	430
39.00	4863	70.00	2959	104.00	1777	152.00	194
41.00	36	72.00	1448	105.00	611	155.00	1222
42.00	347	73.00	14672	106.00	1691	157.00	627
44.00	518	74.00	55968	115.00	180	159.00	477
45.00	2804	75.00	165888	116.00	1670	161.00	436
47.00	5808	76.00	13741	117.00	1589	171.00	376
48.00	2349	77.00	1977	118.00	1406	172.00	599
49.00	14513	78.00	1448	119.00	1511	173.00	1638
50.00	67624	79.00	5247	124.00	215	174.00	309504
51.00	21768	80.00	1929	128.00	1228	175.00	21880
52.00	914	81.00	7759	129.00	245	176.00	295488
53.00	283	82.00	958	130.00	1480	177.00	19144
55.00	651	86.00	435	131.00	371	178.00	239
56.00	4647	87.00	13496	135.00	619	193.00	173
57.00	8087	88.00	13326	137.00	841	207.00	285
58.00	186	89.00	250	141.00	3605	217.00	193
60.00	3591	91.00	984	142.00	826	218.00	301
61.00	15374	92.00	10344	143.00	3132	251.00	218
62.00	16321	93.00	13079	145.00	243	268.00	232
63.00	10836	94.00	39840	146.00	259		
64.00	1145	95.00	364416	147.00	285		

Data File: \\AVOGADRO\ORGANICS\organic\voa\V6.i\050512.B\V6D6090.D

Page 1

Date : 12-MAY-2005 09:37

Client ID: BFB6B

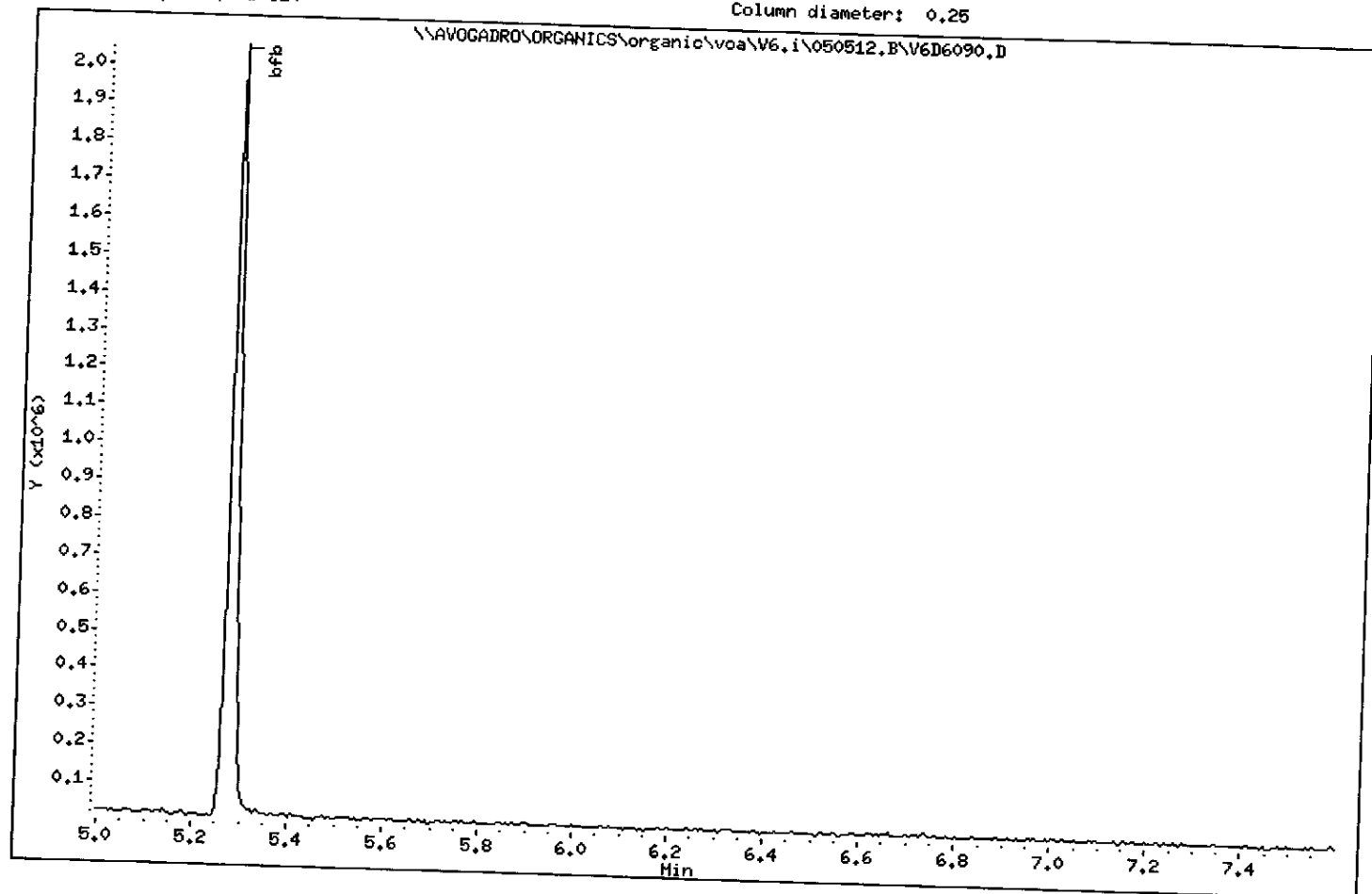
Instrument: v6.i

Sample Info: ,BFB6B,BFB6B

Column phase: DB-624

Operator: SB

Column diameter: 0.25



Date : 13-MAY-2005 09:27

Client ID:

Instrument: V6.i

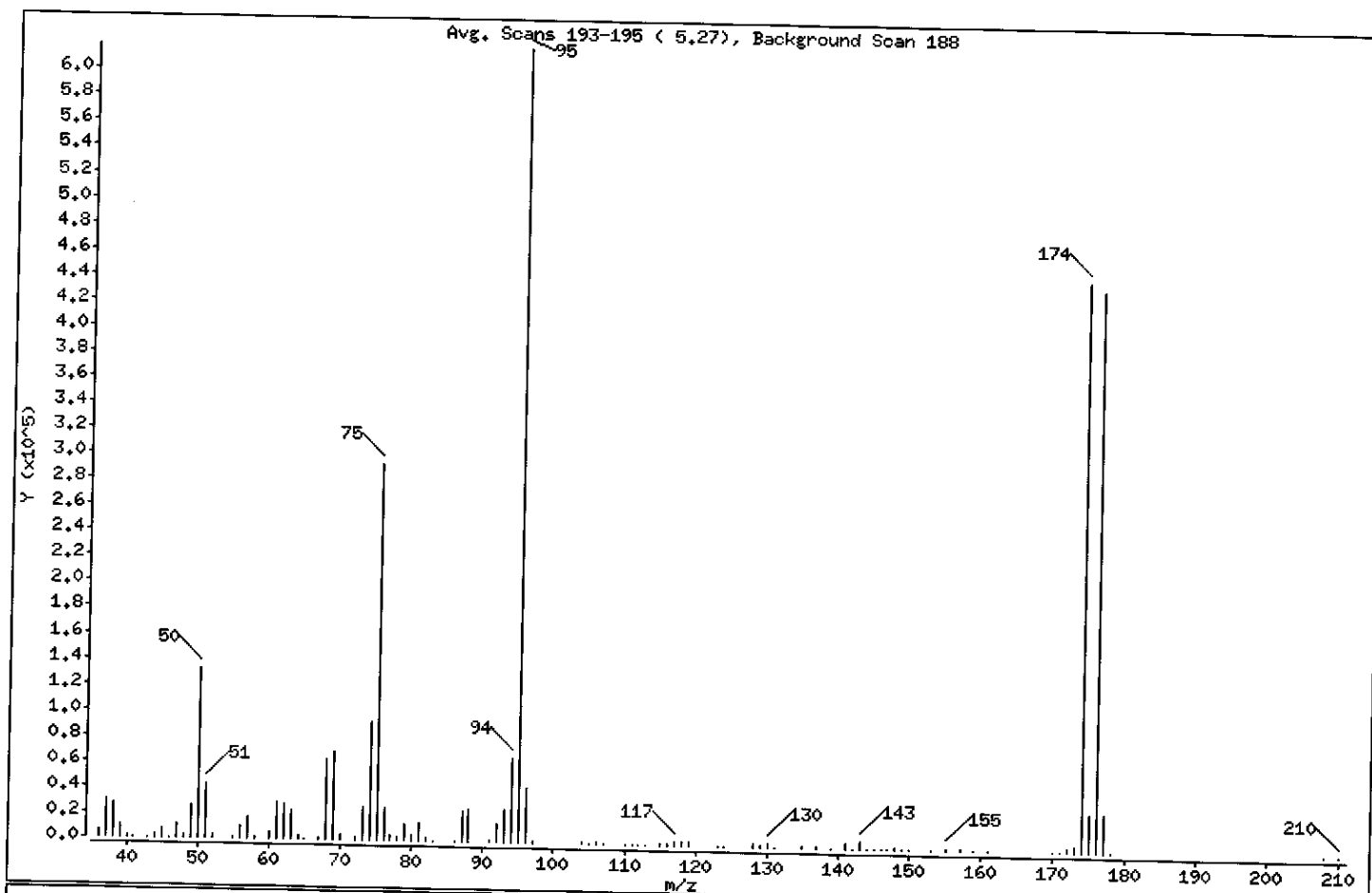
Sample Info: ,BFB6C,BFB6C

Operator: SB

Column phase: DB-624

Column diameter: 0.25

1 bfb



m/e	ION ABUNDANCE CRITERIA	% RELATIVE ABUNDANCE
95	Base Peak, 100% relative abundance	100.00
50	8.00 - 40.00% of mass 95	21.40
75	30.00 - 66.00% of mass 95	47.32
96	5.00 - 9.00% of mass 95	6.84
173	Less than 2.00% of mass 174	0.60 ( 0.84)
174	50.00 - 120.00% of mass 95	71.67
175	4.00 - 9.00% of mass 174	4.88 ( 6.81)
176	93.00 - 101.00% of mass 174	70.54 ( 98.43)
177	5.00 - 9.00% of mass 176	4.78 ( 6.78)

Data File: \\AVOGADRO\ORGANICS\organic\voa\V6.i\050513.B\V6D6110.D

Date : 13-MAY-2005 09:27

Page 3

Client ID:

Instrument: V6.i

Sample Info: ,BFB6C,BFB6C

Operator: SB

Column phase: DB-624

Column diameter: 0.25

Data File: V6D6110.D

Spectrum: Avg. Scans 193-195 ( 5.27), Background Scan 188

Location of Maximum: 95.00

Number of points: 100

m/z	Y	m/z	Y	m/z	Y	m/z	Y
36.00	5574	67.00	1588	104.00	2059	145.00	636
37.00	29952	68.00	63096	105.00	397	146.00	699
38.00	27064	69.00	67856	106.00	1906	147.00	251
39.00	9724	70.00	4467	107.00	188	148.00	1665
40.00	1062	72.00	2947	110.00	603	149.00	441
41.00	93	73.00	25192	111.00	186	150.00	212
43.00	494	74.00	92176	112.00	167	153.00	253
44.00	2290	75.00	292864	113.00	426	155.00	1600
45.00	6963	76.00	25248	115.00	912	157.00	1139
46.00	452	77.00	3643	116.00	1829	159.00	289
47.00	11913	78.00	3251	117.00	3371	161.00	690
48.00	2996	79.00	13065	118.00	2349	170.00	294
49.00	26200	80.00	3856	119.00	2737	171.00	290
50.00	132416	81.00	13840	123.00	262	172.00	2308
51.00	42944	82.00	2841	124.00	190	173.00	3714
52.00	2405	83.00	356	128.00	2330	174.00	443584
55.00	1822	86.00	421	129.00	1060	175.00	30208
56.00	9379	87.00	24848	130.00	2464	176.00	436608
57.00	17744	88.00	25088	131.00	402	177.00	29584
58.00	803	91.00	1978	135.00	871	178.00	627
60.00	5265	92.00	14840	137.00	948	208.00	174
61.00	28312	93.00	25584	139.00	485	210.00	189
62.00	26936	94.00	65792	141.00	4123		
63.00	22312	95.00	618944	142.00	594		
64.00	2208	96.00	42344	143.00	5504		
65.00	479	97.00	903	144.00	337		



Data File: \\AVOGADRO\ORGANICS\organic\voa\V6.i\050513.B\V6D6110.D

Page 1

Date : 13-MAY-2005 09:27

Client ID:

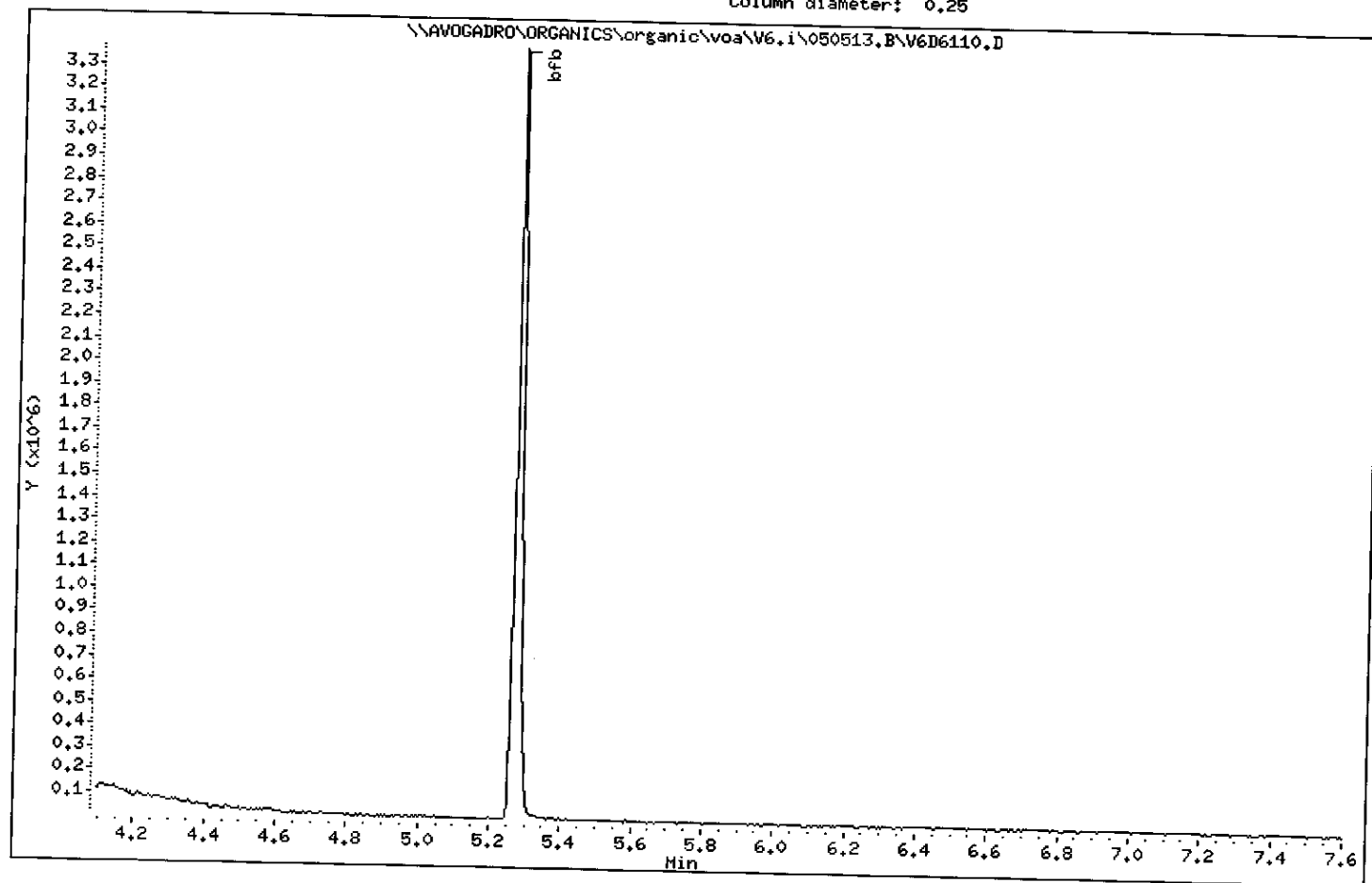
Instrument: V6.i

Sample Info: ,BFB6C,BFB6C

Operator: SB

Column phase: DB-624

Column diameter: 0.25



Date : 16-MAY-2005 09:12

Client ID: BFB6D

Instrument: v6.i

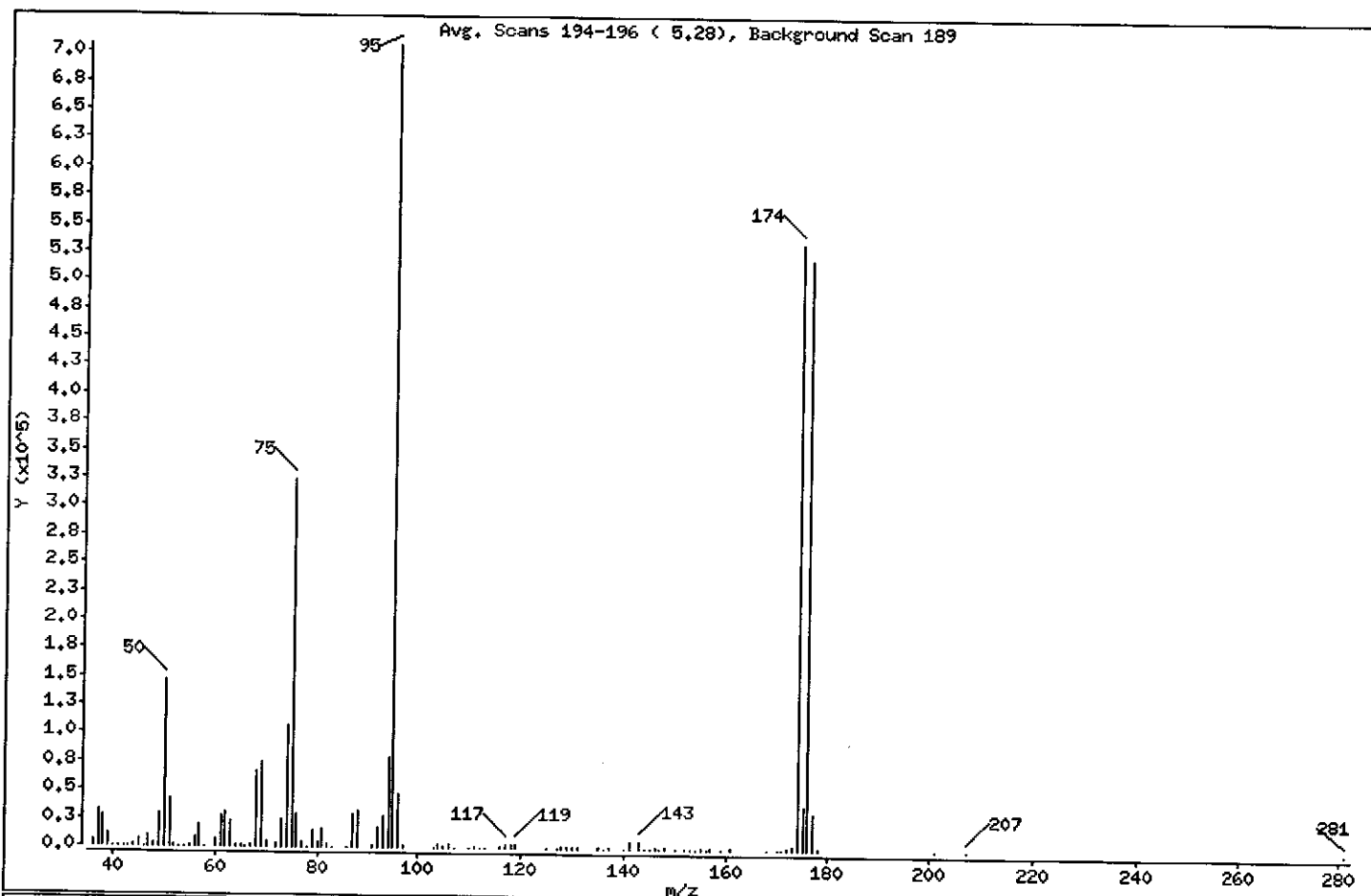
Sample Info: ,BFB6D,BFB6D

Operator: SB

Column phase: DB-624

Column diameter: 0.25

1 bfb



m/e	ION ABUNDANCE CRITERIA	% RELATIVE ABUNDANCE
95	Base Peak, 100% relative abundance	100.00
50	8.00 - 40.00% of mass 95	20.64
75	30.00 - 66.00% of mass 95	45.67
96	5.00 - 9.00% of mass 95	6.72
173	Less than 2.00% of mass 174	0.51 ( 0.67)
174	50.00 - 120.00% of mass 95	75.65
175	4.00 - 9.00% of mass 174	5.57 ( 7.37)
176	93.00 - 101.00% of mass 174	73.61 ( 97.31)
177	5.00 - 9.00% of mass 176	4.55 ( 6.18)

**COPY**

Original Documents Are Included in CSF-0235-

Signed: \_\_\_\_\_ Date: \_\_\_\_\_

Data File: \\AVOCADRO\ORGANICS\organic\voa\V6.i\050516.B\V6D6140.D

Date : 16-MAY-2005 09:12

Page 3

Client ID: BFB6D

Instrument: v6.i

Sample Info: ,BFB6D,BFB6D

Operator: SB

Column phase: DB-624

Column diameter: 0.25

Data File: V6D6140.D

Spectrum: Avg. Scans 194-196 ( 5.28), Background Scan 189

Location of Maximum: 95.00

Number of points: 108

m/z	Y	m/z	Y	m/z	Y	m/z	Y
36.00	5549	65.00	1746	103.00	197	147.00	392
37.00	32408	66.00	394	104.00	2652	148.00	1663
38.00	26920	67.00	1947	105.00	927	150.00	540
39.00	11344	68.00	67104	106.00	2649	152.00	557
40.00	445	69.00	74040	107.00	499	153.00	261
41.00	38	70.00	5301	110.00	213	154.00	489
42.00	170	72.00	2637	111.00	1065	155.00	1236
43.00	741	73.00	25064	112.00	327	156.00	360
44.00	1998	74.00	107208	113.00	337	157.00	919
45.00	7310	75.00	322880	116.00	2130	159.00	203
46.00	200	76.00	28824	117.00	3839	161.00	881
47.00	10417	77.00	4545	118.00	2953	168.00	355
48.00	3942	78.00	445	119.00	3575	170.00	185
49.00	28856	79.00	15377	125.00	229	171.00	225
50.00	145920	80.00	5000	127.00	328	172.00	1975
51.00	42600	81.00	15530	128.00	2310	173.00	3579
52.00	2263	82.00	2527	129.00	1049	174.00	534784
53.00	456	83.00	673	130.00	2226	175.00	39400
54.00	286	86.00	704	131.00	1133	176.00	520384
55.00	1546	87.00	29552	135.00	971	177.00	32144
56.00	8425	88.00	32224	136.00	337	178.00	1623
57.00	19832	91.00	2119	137.00	1029	201.00	186
58.00	480	92.00	18136	140.00	185	207.00	340
60.00	5829	93.00	28024	141.00	6305	281.00	446
61.00	27672	94.00	79600	143.00	6772		
62.00	31584	95.00	706944	144.00	488		
63.00	23472	96.00	47528	145.00	613		
64.00	1621	97.00	1195	146.00	1286		

Data File: \\AVOCADRO\ORGANICS\organic\voa\V6.i\050516.B\V6D6140.D

Date : 16-MAY-2005 09:12

Page 1

Client ID: BFB6D

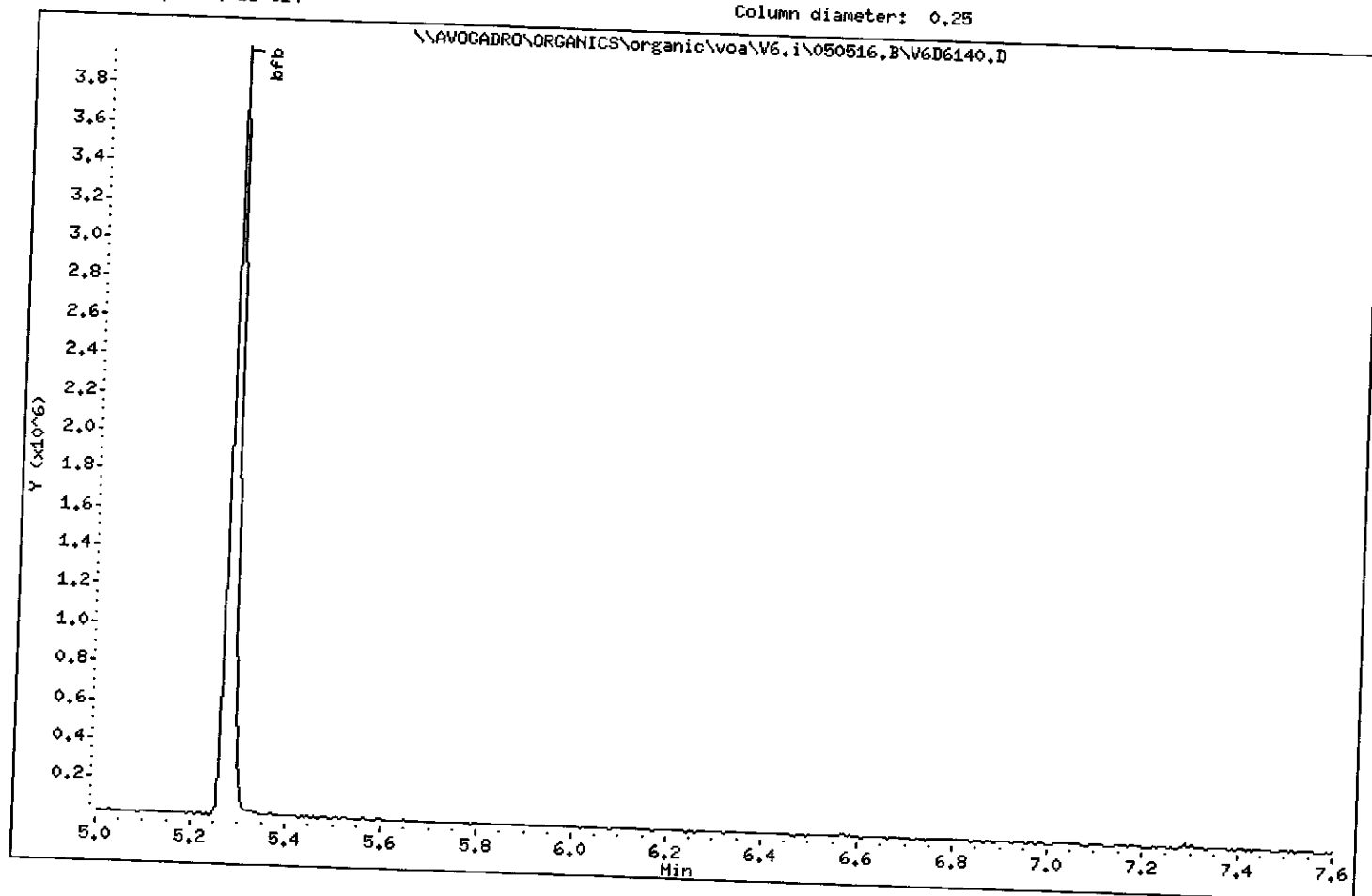
Instrument: v6.i

Sample Info: ,BFB6D,BFB6D

Operator: SB

Column phase: DB-624

Column diameter: 0.25



Date : 17-MAY-2005 09:46

Client ID:

Instrument: v6.i

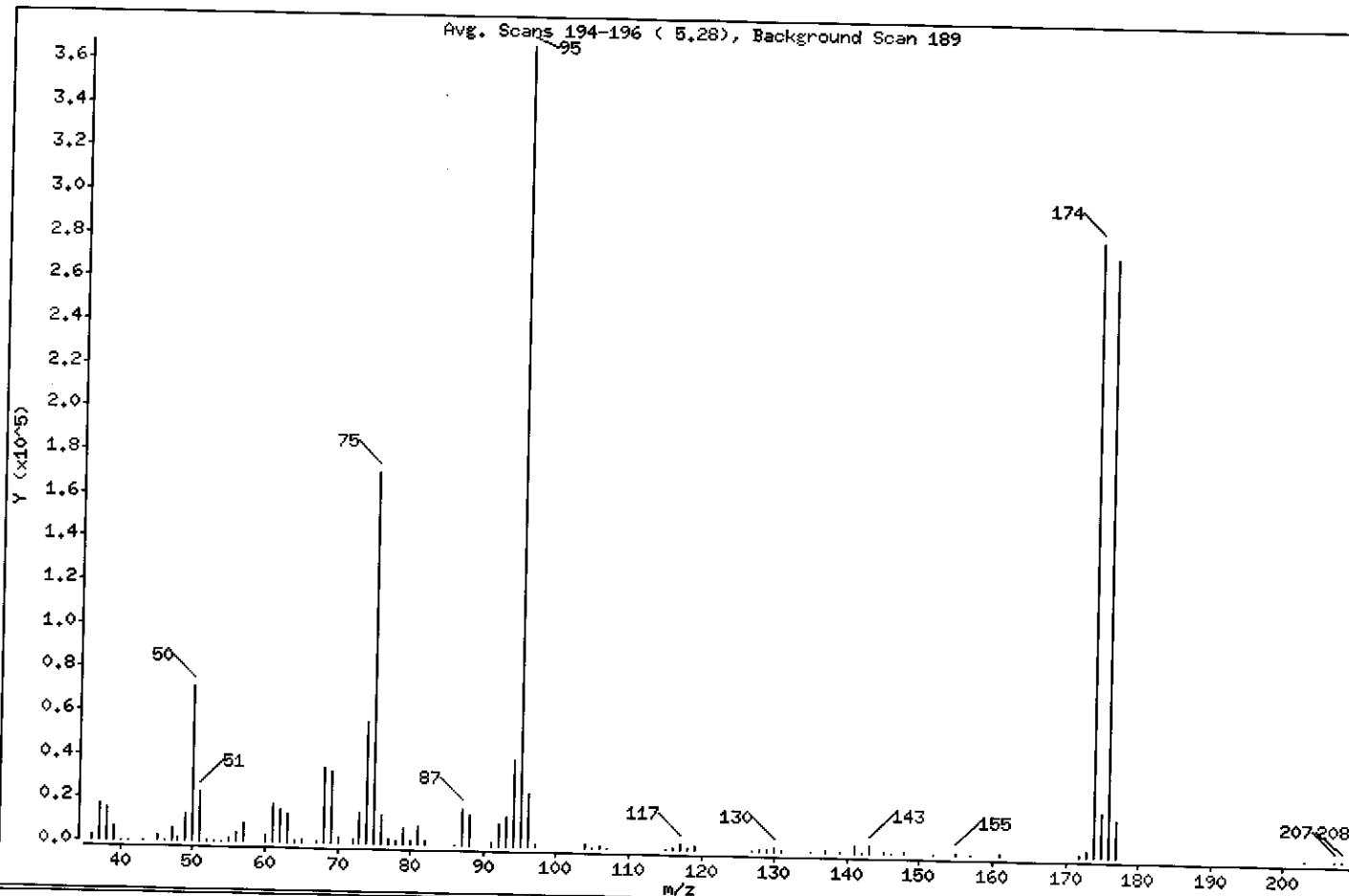
Sample Info: ,BFB6F,BFB6F

Operator: SB

Column phase: DB-624

Column diameter: 0.25

1 bfb



$m/e$	ION ABUNDANCE CRITERIA	% RELATIVE ABUNDANCE
95	Base Peak, 100% relative abundance	100.00
50	8.00 - 40.00% of mass 95	19.33
75	30.00 - 66.00% of mass 95	46.35
96	5.00 - 9.00% of mass 95	6.75
173	Less than 2.00% of mass 174	0.62 ( 0.80)
174	50.00 - 120.00% of mass 95	76.88
175	4.00 - 9.00% of mass 174	5.62 ( 7.32)
176	93.00 - 101.00% of mass 174	74.76 ( 97.24)
177	5.00 - 9.00% of mass 176	4.66 ( 6.24)

Date : 17-MAY-2005 09:46

Client ID:

Instrument: v6.i

Sample Info: ,BFB6F,BFB6F

Operator: SB

Column phase: DB-624

Column diameter: 0.25

Data File: V6D6170.D

Spectrum: Avg. Scans 194-196 ( 5.28), Background Scan 189

Location of Maximum: 95.00

Number of points: 87

m/z	Y	m/z	Y	m/z	Y	m/z	Y
36.00	2463	62.00	15455	91.00	1554	137.00	498
37.00	16784	63.00	13333	92.00	10412	139.00	171
38.00	14933	64.00	1230	93.00	13866	141.00	3577
39.00	6488	65.00	1460	94.00	39424	142.00	382
40.00	26	67.00	614	95.00	367680	143.00	3685
41.00	175	68.00	34536	96.00	24832	145.00	917
43.00	229	69.00	33304	97.00	870	146.00	212
45.00	2682	70.00	2489	104.00	1358	148.00	943
46.00	276	72.00	1633	105.00	313	152.00	172
47.00	6032	73.00	14758	106.00	1127	155.00	1149
48.00	1492	74.00	55592	107.00	263	157.00	282
49.00	12539	75.00	170432	115.00	406	161.00	513
50.00	71056	76.00	13356	116.00	880	172.00	986
51.00	23088	77.00	2127	117.00	2375	173.00	2263
52.00	1109	78.00	1465	118.00	783	174.00	282688
53.00	247	79.00	7605	119.00	1737	175.00	20680
54.00	200	80.00	1892	127.00	254	176.00	274880
55.00	1269	81.00	8312	128.00	1120	177.00	17152
56.00	4578	82.00	1391	129.00	742	203.00	169
57.00	8301	86.00	406	130.00	1835	207.00	230
60.00	3098	87.00	16568	131.00	520	208.00	277
61.00	17504	88.00	14618	135.00	256		

Data File: \\AVOGADRO\ORGANICS\organic\voa\V6.i\050517.B\V6D6170.D

Page 1

Date : 17-MAY-2005 09:46

Client ID:

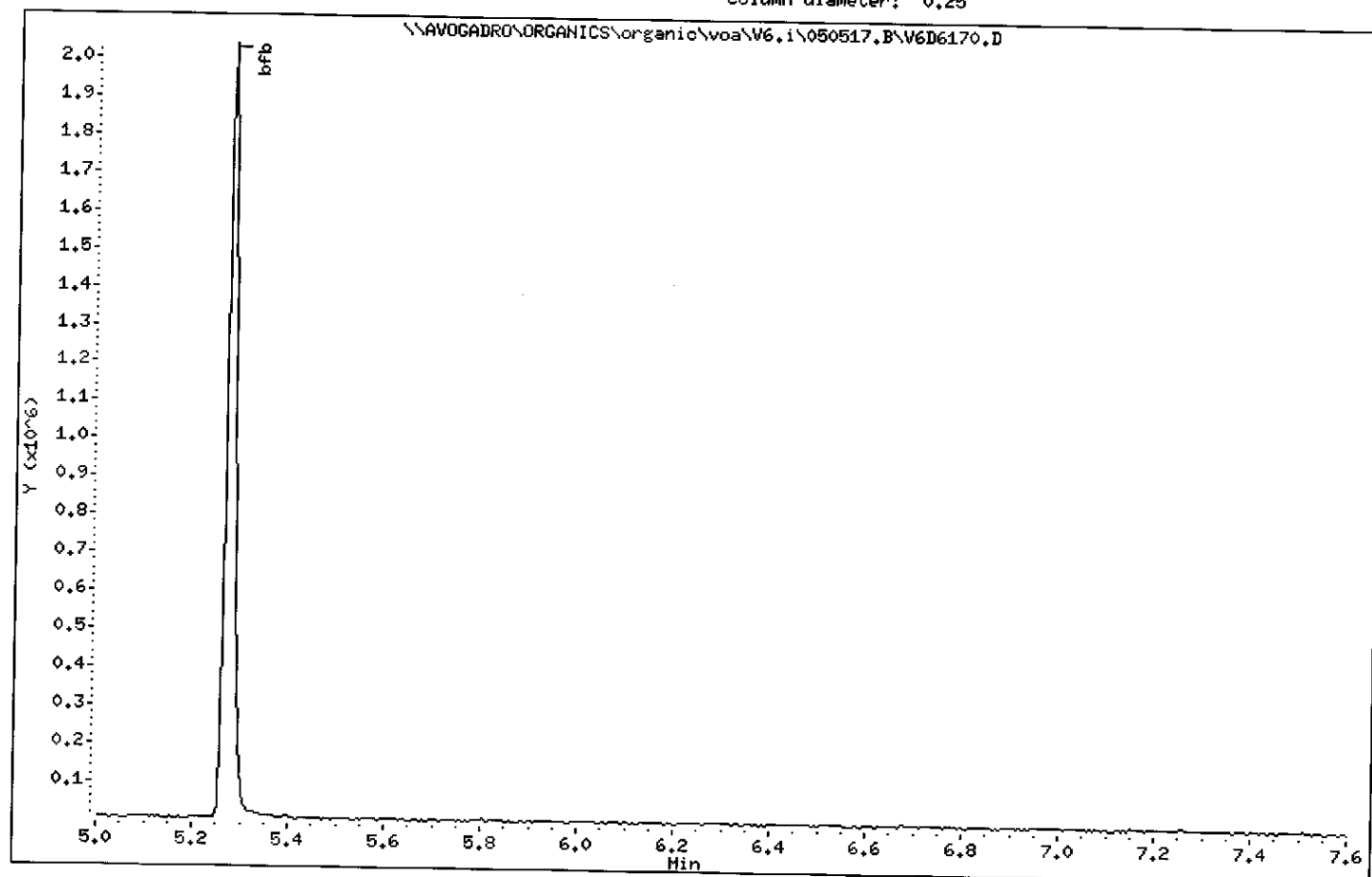
Instrument: v6.i

Sample Info: ,BFB6F,BFB6F

Operator: SB

Column phase: DB-624

Column diameter: 0.25



1A  
VOLATILE ORGANICS ANALYSIS DATA SHEET

EPA SAMPLE NO.

Lab Name: MITKEM CORPORATION

Contract: \_\_\_\_\_

VBLK5L

Lab Code: MITKEM

Case No.: \_\_\_\_\_

SAS No.: \_\_\_\_\_

SDG No.: MD0529

Matrix: (soil/water) SOIL

Lab Sample ID: MB-18114

Sample wt/vol: 5.0(g/mL) G

Lab File ID: V5F9942

Level: (low/med) LOW

Date Received: \_\_\_\_\_

% Moisture: not dec. \_\_\_\_\_

Date Analyzed: 05/13/05

GC Column: DB-624 ID: 0.25 (mm)

Dilution Factor: 1.0

Soil Extract Volume: \_\_\_\_\_ (mL)

Soil Aliquot Volume: \_\_\_\_\_ (uL)

CAS NO.

COMPOUND

CONCENTRATION UNITS:

(ug/L or ug/Kg) UG/KG Q

75-71-8	Dichlorodifluoromethane	10	U
74-87-3	Chloromethane	10	U
75-01-4	Vinyl Chloride	10	U
74-83-9	Bromomethane	10	U
75-00-3	Chloroethane	10	U
75-69-4	Trichlorofluoromethane	10	U
75-35-4	1,1-Dichloroethene	10	U
76-13-1	1,1,2-Trichloro-1,2,2-trifluoroethane	10	U
67-64-1	Acetone	10	U
75-15-0	Carbon Disulfide	10	U
79-20-9	Methyl Acetate	10	U
75-09-2	Methylene Chloride	10	U
156-60-5	trans-1,2-Dichloroethene	10	U
1634-04-4	Methyl tert-Butyl Ether	10	U
75-34-3	1,1-Dichloroethane	10	U
156-59-2	cis-1,2-Dichloroethene	10	U
78-93-3	2-Butanone	10	U
67-66-3	Chloroform	10	U
71-55-6	1,1,1-Trichloroethane	10	U
110-82-7	Cyclohexane	10	U
56-23-5	Carbon Tetrachloride	10	U
71-43-2	Benzene	10	U
107-06-2	1,2-Dichloroethane	10	U



1B  
VOLATILE ORGANICS ANALYSIS DATA SHEET

EPA SAMPLE NO.

Lab Name: MITKEM CORPORATION

Contract: \_\_\_\_\_

VBLK5L

Lab Code: MITKEM

Case No.: \_\_\_\_\_

SAS No.: \_\_\_\_\_

SDG No.: MD0529

Matrix: (soil/water) SOIL

Lab Sample ID: MB-18114

Sample wt/vol: 5.0 (g/mL) G

Lab File ID: V5F9942

Level: (low/med) LOW

Date Received: \_\_\_\_\_

% Moisture: not dec. \_\_\_\_\_

Date Analyzed: 05/13/05

GC Column: DB-624 ID: 0.25 (mm)

Dilution Factor: 1.0

Soil Extract Volume: \_\_\_\_\_ (mL)

Soil Aliquot Volume: \_\_\_\_\_ (uL)

CAS NO.

COMPOUND

CONCENTRATION UNITS:  
(ug/L or ug/Kg) UG/KG Q

79-01-6	Trichloroethene	10	U
108-87-2	Methylcyclohexane	10	U
78-87-5	1,2-Dichloropropane	10	U
75-27-4	Bromodichloromethane	10	U
10061-01-5	cis-1,3-Dichloropropene	10	U
108-10-1	4-Methyl-2-Pentanone	10	U
108-88-3	Toluene	10	U
10061-02-6	trans-1,3-Dichloropropene	10	U
79-00-5	1,1,2-Trichloroethane	10	U
127-18-4	Tetrachloroethene	10	U
591-78-6	2-Hexanone	10	U
124-48-1	Dibromochloromethane	10	U
106-93-4	1,2-Dibromoethane	10	U
108-90-7	Chlorobenzene	10	U
100-41-4	Ethylbenzene	10	U
1330-20-7	Xylene (Total)	10	U
100-42-5	Styrene	10	U
75-25-2	Bromoform	10	U
98-82-8	Isopropylbenzene	10	U
79-34-5	1,1,2,2-Tetrachloroethane	10	U
541-73-1	1,3-Dichlorobenzene	10	U
106-46-7	1,4-Dichlorobenzene	10	U
95-50-1	1,2-Dichlorobenzene	10	U
96-12-8	1,2-Dibromo-3-chloropropane	10	U
120-82-1	1,2,4-Trichlorobenzene	10	U

1F  
VOLATILE ORGANICS ANALYSIS DATA SHEET  
TENTATIVELY IDENTIFIED COMPOUNDS

EPA SAMPLE NO.

VBK5L

Lab Name: MITKEM CORPORATION Contract: \_\_\_\_\_

Lab Code: MITKEM Case No.: \_\_\_\_\_ SAS No.: \_\_\_\_\_ SDG No.: MD0529

Matrix: (soil/water) SOIL

Lab Sample ID: MB-18114

Sample wt/vol: 5.0 (g/mL) G

Lab File ID: V5F9942

Level: (low/med) LOW

Date Received: \_\_\_\_\_

% Moisture: not dec. \_\_\_\_\_

Date Analyzed: 05/13/05

GC Column: DB-624 ID: 0.25 (mm)

Dilution Factor: 1.0

Soil Extract Volume: \_\_\_\_\_ (mL)

Soil Aliquot Volume: \_\_\_\_\_ (uL)

Number TICs found: 0

CONCENTRATION UNITS:  
(ug/L or ug/Kg) ug/Kg


CAS NUMBER	COMPOUND NAME	RT	EST. CONC.	Q
1.				
2.				
3.				
4.				
5.				
6.				
7.				
8.				
9.				
10.				
11.				
12.				
13.				
14.				
15.				
16.				
17.				
18.				
19.				
20.				
21.				
22.				
23.				
24.				
25.				
26.				
27.				
28.				
29.				
30.				

Data File: \\AVOCADRO\ORGANICS\organic\voa\W5.i\050513.B\VF9942.D  
Date : 13-MAY-2005 10:59  
Client ID: VBLK5L  
Sample Info: MB-18114,VBLK5L,18114

Instrument: v5.i

Column phase: DB-624

Operator: JC  
Column diameter: 0.25



Data File: \\AVOGADRO\ORGANICS\organic\voa\V5.i\050513.B\V5F9942.D  
Report Date: 25-May-2005 10:48

Mitkem Corporation

CLP OLM 3/4.X / ASP 95-1 Low Soil - Heated Purge  
Data file : \\AVOGADRO\ORGANICS\organic\voa\V5.i\050513.B\V5F9942.D  
Lab Smp Id: MB-18114 Client Smp ID: VBLK5L  
Inj Date : 13-MAY-2005 10:59  
Operator : JC Inst ID: v5.i  
Smp Info : ,MB-18114,VBLK5L,18114  
Misc Info :  
Comment :  
Method : \\AVOGADRO\ORGANICS\organic\voa\V5.i\050513.B\v5clp4h.m  
Meth Date : 25-May-2005 10:43 mtl Quant Type: ISTD  
Cal Date : 13-MAY-2005 10:09 Cal File: V5F9941.D ✓  
Als bottle: 2 QC Sample: BLANK ✓  
Dil Factor: 1.00000  
Integrator: HP RTE Compound Sublist: CLP4.sub  
Target Version: 4.03  
Processing Host: TARGET3

Concentration Formula:  $\text{Amt} * \text{DF} * \text{Uf} * 5 / (\text{Ws} * (100 - \text{M}) / 100)$

Name	Value	Description
DF	1.000	Dilution Factor
Uf	1.000	ng unit correction factor
Ws	5.000	Weight of sample (g)
M	0.000	% Moisture (not decanted)

Compounds	QUANT SIG	RT	EXP RT	REL RT	RESPONSE	CONCENTRATIONS	
						ON-COLUMN ( ug/L)	FINAL (ug/Kg)
* 18 Bromochloromethane	128	5.113	5.112	(1.000)	328905	50.0000	
\$ 23 1,2-Dichloroethane-d4	65	5.675	5.674	(1.110)	702290	51.8683	52
* 26 1,4-Difluorobenzene	114	6.108	6.107	(1.000)	1640816	50.0000	
\$ 33 Toluene-d8	98	7.625	7.624	(0.829)	1801929	51.0202	51
* 42 Chlorobenzene-d5	117	9.201	9.200	(1.000)	1457585	50.0000	
\$ 50 Bromofluorobenzene	95	10.550	10.549	(1.147)	690577	47.7663	48

SB  
5/25/05

Data File: \\AVOGADRO\ORGANICS\organic\voa\V5.i\050513.B\V5F9942.D  
Report Date: 25-May-2005 10:48

Mitkem Corporation

CLP OLM 3/4.X / ASP 95-1 Low Soil - Heated Purge  
Data file : \\AVOGADRO\ORGANICS\organic\voa\V5.i\050513.B\V5F9942.D  
Lab Smp Id: MB-18114 Client Smp ID: VBLK5L  
Inj Date : 13-MAY-2005 10:59  
Operator : JC Inst ID: v5.i  
Smp Info : ,MB-18114,VBLK5L,18114  
Misc Info :  
Comment :  
Method : \\AVOGADRO\ORGANICS\organic\voa\V5.i\050513.B\v5clp4h.m  
Meth Date : 25-May-2005 10:43 mtl Quant Type: ISTD  
Cal Date : 13-MAY-2005 10:09 Cal File: V5F9941.D  
Als bottle: 2 QC Sample: BLANK  
Dil Factor: 1.00000  
Integrator: HP RTE Compound Sublist: CLP4.sub  
Target Version: 4.03  
Processing Host: TARGET3

- NO TENTATIVELY IDENTIFIED COMPOUNDS -

1A  
VOLATILE ORGANICS ANALYSIS DATA SHEET

EPA SAMPLE NO.

VLK6C

Lab Name: MITKEM CORPORATION

Contract: \_\_\_\_\_

Lab Code: MITKEM

Case No.: \_\_\_\_\_

SAS No.: \_\_\_\_\_

SDG No.: MD0529

Matrix: (soil/water) WATER

Lab Sample ID: MB-18113

Sample wt/vol: 5.000 (g/mL) ML

Lab File ID: V6D6113

Level: (low/med) LOW

Date Received: \_\_\_\_\_

% Moisture: not dec. \_\_\_\_\_

Date Analyzed: 05/13/05

GC Column: DB-624 ID: 0.25 (mm)

Dilution Factor: 1.0

Soil Extract Volume: \_\_\_\_\_ (uL)

Soil Aliquot Volume: \_\_\_\_\_ (uL)

CAS NO.

COMPOUND

CONCENTRATION UNITS:  
(ug/L or ug/Kg) UG/L Q

75-71-8	Dichlorodifluoromethane	10	U
74-87-3	Chloromethane	10	U
75-01-4	Vinyl Chloride	10	U
74-83-9	Bromomethane	10	U
75-00-3	Chloroethane	10	U
75-69-4	Trichlorofluoromethane	10	U
75-35-4	1,1-Dichloroethene	10	U
76-13-1	1,1,2-Trichloro-1,2,2-trifluoroethane	10	U
67-64-1	Acetone	10	U
75-15-0	Carbon Disulfide	10	U
79-20-9	Methyl Acetate	10	U
75-09-2	Methylene Chloride	10	U
156-60-5	trans-1,2-Dichloroethene	10	U
1634-04-4	Methyl tert-Butyl Ether	10	U
75-34-3	1,1-Dichloroethane	10	U
156-59-2	cis-1,2-Dichloroethene	10	U
78-93-3	2-Butanone	10	U
67-66-3	Chloroform	10	U
71-55-6	1,1,1-Trichloroethane	10	U
110-82-7	Cyclohexane	10	U
56-23-5	Carbon Tetrachloride	10	U
71-43-2	Benzene	10	U
107-06-2	1,2-Dichloroethane	10	U

1B  
VOLATILE ORGANICS ANALYSIS DATA SHEET

EPA SAMPLE NO.

VBK6C

Lab Name: MITKEM CORPORATION Contract: \_\_\_\_\_

Lab Code: MITKEM Case No.: \_\_\_\_\_ SAS No.: \_\_\_\_\_ SDG No.: MD0529

Matrix: (soil/water) WATER Lab Sample ID: MB-18113

Sample wt/vol: 5.000 (g/mL) ML Lab File ID: V6D6113

Level: (low/med) LOW Date Received: \_\_\_\_\_

% Moisture: not dec. \_\_\_\_\_ Date Analyzed: 05/13/05

GC Column: DB-624 ID: 0.25 (mm) Dilution Factor: 1.0

Soil Extract Volume: \_\_\_\_\_ (uL) Soil Aliquot Volume: \_\_\_\_\_ (uL)

CAS NO. COMPOUND

CONCENTRATION UNITS:  
(ug/L or ug/Kg) UG/L Q

79-01-6	Trichloroethene	10	U
108-87-2	Methylcyclohexane	10	U
78-87-5	1,2-Dichloropropane	10	U
75-27-4	Bromodichloromethane	10	U
10061-01-5	cis-1,3-Dichloropropene	10	U
108-10-1	4-Methyl-2-Pentanone	10	U
108-88-3	Toluene	10	U
10061-02-6	trans-1,3-Dichloropropene	10	U
79-00-5	1,1,2-Trichloroethane	10	U
127-18-4	Tetrachloroethene	10	U
591-78-6	2-Hexanone	10	U
124-48-1	Dibromochloromethane	10	U
106-93-4	1,2-Dibromoethane	10	U
108-90-7	Chlorobenzene	10	U
100-41-4	Ethylbenzene	10	U
1330-20-7	Xylene (Total)	10	U
100-42-5	Styrene	10	U
75-25-2	Bromoform	10	U
98-82-8	Isopropylbenzene	10	U
79-34-5	1,1,2,2-Tetrachloroethane	10	U
541-73-1	1,3-Dichlorobenzene	10	U
106-46-7	1,4-Dichlorobenzene	10	U
95-50-1	1,2-Dichlorobenzene	10	U
96-12-8	1,2-Dibromo-3-chloropropane	10	U
120-82-1	1,2,4-Trichlorobenzene	10	U

1F  
VOLATILE ORGANICS ANALYSIS DATA SHEET  
TENTATIVELY IDENTIFIED COMPOUNDS

EPA SAMPLE NO.

VBLK6C

Lab Name: MITKEM CORPORATION Contract: \_\_\_\_\_

Lab Code: MITKEM Case No.: \_\_\_\_\_ SAS No.: \_\_\_\_\_ SDG No.: MD0529

Matrix: (soil/water) WATER

Lab Sample ID: MB-18113

Sample wt/vol: 5.000 (g/mL) ML

Lab File ID: V6D6113

Level: (low/med) LOW

Date Received: \_\_\_\_\_

% Moisture: not dec. \_\_\_\_\_

Date Analyzed: 05/13/05

GC Column: DB-624 ID: 0.25 (mm)

Dilution Factor: 1.0

Soil Extract Volume: \_\_\_\_\_ (uL)

Soil Aliquot Volume: \_\_\_\_\_ (uL)

Number TICs found: 0

CONCENTRATION UNITS:  
(ug/L or ug/Kg) ug/L

CAS NUMBER	COMPOUND NAME	RT	EST. CONC.	Q
1.				
2.				
3.				
4.				
5.				
6.				
7.				
8.				
9.				
10.				
11.				
12.				
13.				
14.				
15.				
16.				
17.				
18.				
19.				
20.				
21.				
22.				
23.				
24.				
25.				
26.				
27.				
28.				
29.				
30.				



Data File: \\AVOCADRO\ORGANICS\voa\W6.i\050513.B\W6D6113.D

Date : 13-MAY-2005 11:41

Client ID: VBLK6C

Sample Info: ,HB-18413,VBLK6C

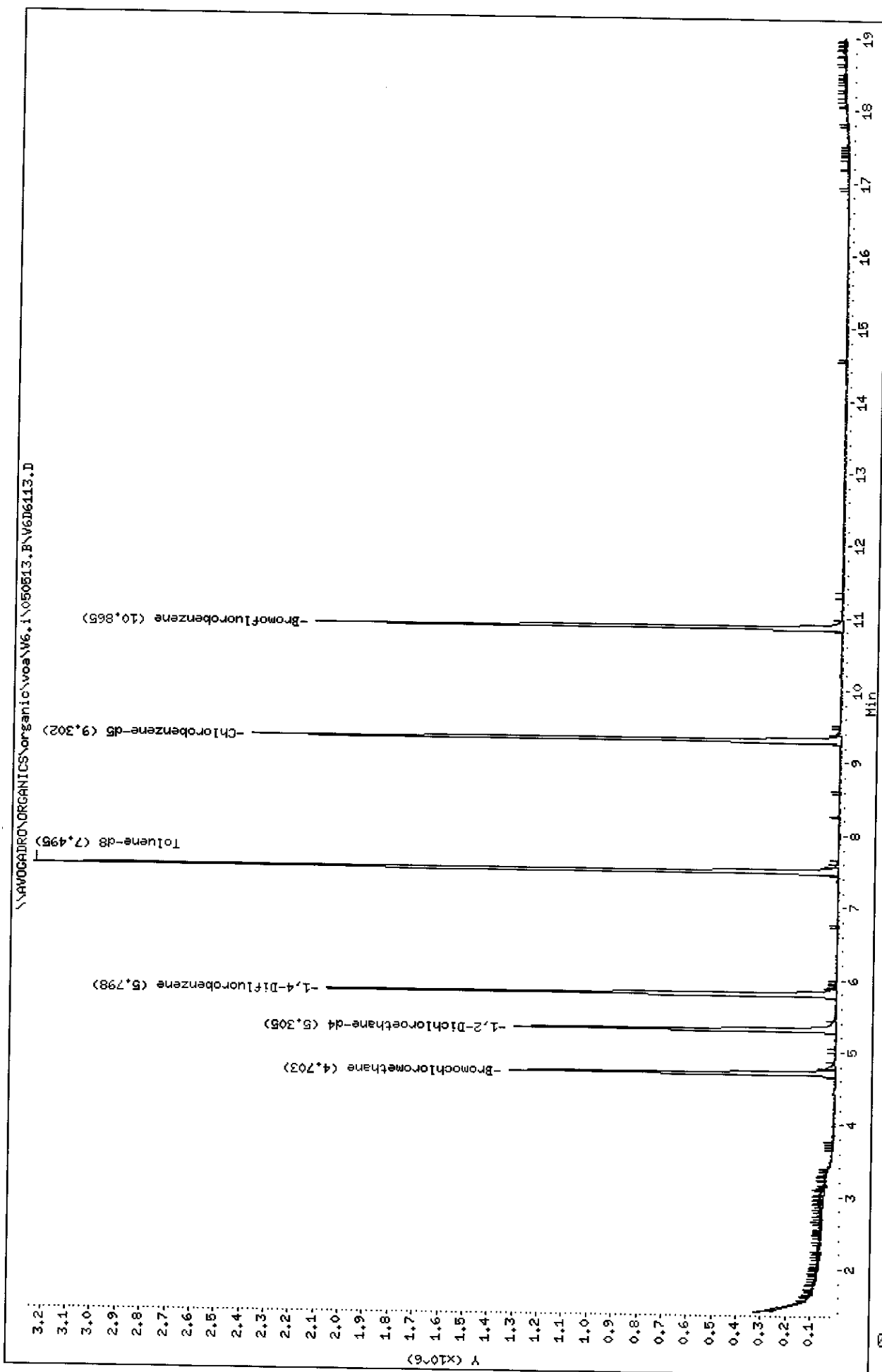
Purge Volume: 5.0

Column phase: DB-624

Instrument: W6.i

Operator: SB SRC: SB

Column diameter: 0.25



Data File: \\AVOGADRO\ORGANICS\organic\voa\V6.i\050513.B\V6D6113.D  
Report Date: 25-May-2005 12:01

Mitkem Corporation

CLP OLM4.X - Water and Medium Soils  
Data file : \\AVOGADRO\ORGANICS\organic\voa\V6.i\050513.B\V6D6113.D  
Lab Smp Id: MB-18113 Client Smp ID: VBLK6C  
Inj Date : 13-MAY-2005 11:41  
Operator : SB SRC: SB Inst ID: V6.i  
Smp Info : ,MB-18113,VBLK6C  
Misc Info : ,1,3  
Comment :  
Method : \\AVOGADRO\ORGANICS\organic\voa\V6.i\050513.B\v6clp4s.m  
Meth Date : 25-May-2005 11:58 mtl Quant Type: ISTD  
Cal Date : 13-MAY-2005 10:47 Cal File: V6D6112.D  
Als bottle: 3 QC Sample: BLANK  
Dil Factor: 1.00000  
Integrator: HP RTE Compound Sublist: CLP4.sub  
Target Version: 4.03  
Processing Host: TARGET3

Concentration Formula:  $Amt * DF * Uf * 5/Vo$

Name	Value	Description
DF	1.000	Dilution Factor
Uf	1.000	ng unit correction factor
Vo	5.000	Sample Volume purged (mL)

Compounds	QUANT SIG	MASS	RT	EXP RT	REL RT	RESPONSE	CONCENTRATIONS	
							ON-COLUMN ( ug/L)	FINAL ( ug/L)
* 18 Bromochloromethane	128	4.703	4.702 (1.000)	361873	50.0000			
\$ 23 1,2-Dichloroethane-d4	65	5.305	5.304 (1.128)	1028242	51.2415	51		
* 26 1,4-Difluorobenzene	114	5.798	5.797 (1.000)	1792107	50.0000			
\$ 33 Toluene-d8	98	7.495	7.494 (0.806)	2453060	53.3072	53		
* 42 Chlorobenzene-d5	117	9.302	9.307 (1.000)	1624719	50.0000			
\$ 50 Bromofluorobenzene	95	10.865	10.858 (1.168)	852386	49.0113	49		

Ⓟ  
5/25/05

Data File: \\AVOGADRO\ORGANICS\organic\voa\V6.i\050513.B\V6D6113.D  
Report Date: 25-May-2005 12:01

Mitkem Corporation

CLP OLM4.X - Water and Medium Soils  
Data file : \\AVOGADRO\ORGANICS\organic\voa\V6.i\050513.B\V6D6113.D  
Lab Smp Id: MB-18113 Client Smp ID: VBLK6C  
Inj Date : 13-MAY-2005 11:41  
Operator : SB SRC: SB Inst ID: V6.i  
Smp Info : ,MB-18113,VBLK6C  
Misc Info : ,1,3  
Comment :  
Method : \\AVOGADRO\ORGANICS\organic\voa\V6.i\050513.B\v6clp4s.m  
Meth Date : 25-May-2005 11:58 mt1 Quant Type: ISTD  
Cal Date : 13-MAY-2005 10:47 Cal File: V6D6112.D  
Als bottle: 3 QC Sample: BLANK  
Dil Factor: 1.00000  
Integrator: HP RTE Compound Sublist: CLP4.sub  
Target Version: 4.03  
Processing Host: TARGET3

- NO TENTATIVELY IDENTIFIED COMPOUNDS -

1A  
VOLATILE ORGANICS ANALYSIS DATA SHEET

EPA SAMPLE NO.

VBK6E

Lab Name: MITKEM CORPORATION

Contract: \_\_\_\_\_

Lab Code: MITKEM

Case No.: \_\_\_\_\_

SAS No.: \_\_\_\_\_

SDG No.: MD0529

Matrix: (soil/water) SOIL

Lab Sample ID: MB-18128

Sample wt/vol: 4.0(g/mL) G

Lab File ID: V6D6148

Level: (low/med) MED

Date Received: \_\_\_\_\_

% Moisture: not dec. \_\_\_\_\_

Date Analyzed: 05/16/05

GC Column: DB-624 ID: 0.25 (mm)

Dilution Factor: 1.0

Soil Extract Volume: 10000 (uL)

Soil Aliquot Volume: 100 (uL)

CAS NO. COMPOUND

CONCENTRATION UNITS:  
(ug/L or ug/Kg) UG/KG Q

75-71-8	Dichlorodifluoromethane	1300	U
74-87-3	Chloromethane	1300	U
75-01-4	Vinyl Chloride	1300	U
74-83-9	Bromomethane	1300	U
75-00-3	Chloroethane	1300	U
75-69-4	Trichlorofluoromethane	1300	U
75-35-4	1,1-Dichloroethene	1300	U
76-13-1	1,1,2-Trichloro-1,2,2-trifluoroethane	1300	U
67-64-1	Acetone	1300	U
75-15-0	Carbon Disulfide	1300	U
79-20-9	Methyl Acetate	1300	U
75-09-2	Methylene Chloride	1300	U
156-60-5	trans-1,2-Dichloroethene	1300	U
1634-04-4	Methyl tert-Butyl Ether	1300	U
75-34-3	1,1-Dichloroethane	1300	U
156-59-2	cis-1,2-Dichloroethene	1300	U
78-93-3	2-Butanone	1300	U
67-66-3	Chloroform	1300	U
71-55-6	1,1,1-Trichloroethane	1300	U
110-82-7	Cyclohexane	1300	U
56-23-5	Carbon Tetrachloride	1300	U
71-43-2	Benzene	1300	U
107-06-2	1,2-Dichloroethane	1300	U

1B  
VOLATILE ORGANICS ANALYSIS DATA SHEET

EPA SAMPLE NO.

Lab Name: MITKEM CORPORATION

Contract: \_\_\_\_\_

VBLK6E

Lab Code: MITKEM

Case No.: \_\_\_\_\_

SAS No.: \_\_\_\_\_

SDG No.: MD0529

Matrix: (soil/water) SOIL

Lab Sample ID: MB-18128

Sample wt/vol: 4.0(g/mL) G

Lab File ID: V6D6148

Level: (low/med) MED

Date Received: \_\_\_\_\_

% Moisture: not dec. \_\_\_\_\_

Date Analyzed: 05/16/05

GC Column: DB-624 ID: 0.25 (mm)

Dilution Factor: 1.0

Soil Extract Volume: 10000 (uL)

Soil Aliquot Volume: 100 (uL)

CAS NO.

COMPOUND

CONCENTRATION UNITS:

(ug/L or ug/Kg) UG/KG Q

79-01-6	Trichloroethene	1300	U
108-87-2	Methylcyclohexane	1300	U
78-87-5	1,2-Dichloropropane	1300	U
75-27-4	Bromodichloromethane	1300	U
10061-01-5	cis-1,3-Dichloropropene	1300	U
108-10-1	4-Methyl-2-Pentanone	1300	U
108-88-3	Toluene	1300	U
10061-02-6	trans-1,3-Dichloropropene	1300	U
79-00-5	1,1,2-Trichloroethane	1300	U
127-18-4	Tetrachloroethene	1300	U
591-78-6	2-Hexanone	1300	U
124-48-1	Dibromochloromethane	1300	U
106-93-4	1,2-Dibromoethane	1300	U
108-90-7	Chlorobenzene	1300	U
100-41-4	Ethylbenzene	1300	U
1330-20-7	Xylene (Total)	1300	U
100-42-5	Styrene	1300	U
75-25-2	Bromoform	1300	U
98-82-8	Isopropylbenzene	1300	U
79-34-5	1,1,2,2-Tetrachloroethane	1300	U
541-73-1	1,3-Dichlorobenzene	1300	U
106-46-7	1,4-Dichlorobenzene	1300	U
95-50-1	1,2-Dichlorobenzene	1300	U
96-12-8	1,2-Dibromo-3-chloropropane	1300	U
120-82-1	1,2,4-Trichlorobenzene	1300	U

1F  
VOLATILE ORGANICS ANALYSIS DATA SHEET  
TENTATIVELY IDENTIFIED COMPOUNDS

EPA SAMPLE NO.

VBLK6E

Lab Name: MITKEM CORPORATION Contract: \_\_\_\_\_

Lab Code: MITKEM Case No.: \_\_\_\_\_ SAS No.: \_\_\_\_\_ SDG No.: MD0529

Matrix: (soil/water) SOIL

Lab Sample ID: MB-18128

Sample wt/vol: 4.0 (g/mL) G

Lab File ID: V6D6148

Level: (low/med) MED

Date Received: \_\_\_\_\_

% Moisture: not dec. \_\_\_\_\_

Date Analyzed: 05/16/05

GC Column: DB-624 ID: 0.25 (mm)

Dilution Factor: 1.0

Soil Extract Volume: 10000 (uL)

Soil Aliquot Volume: 100 (uL)

Number TICs found: 0

CONCENTRATION UNITS:  
(ug/L or ug/Kg) ug/Kg

CAS NUMBER	COMPOUND NAME	RT	EST. CONC.	Q
1.				
2.				
3.				
4.				
5.				
6.				
7.				
8.				
9.				
10.				
11.				
12.				
13.				
14.				
15.				
16.				
17.				
18.				
19.				
20.				
21.				
22.				
23.				
24.				
25.				
26.				
27.				
28.				
29.				
30.				

Data File: \\AVOCADRO\ORGANICS\organic\voa\6.i\050516.B\6D6148.D

Date : 16-MAY-2005 14:56

Client ID: VBLK6E

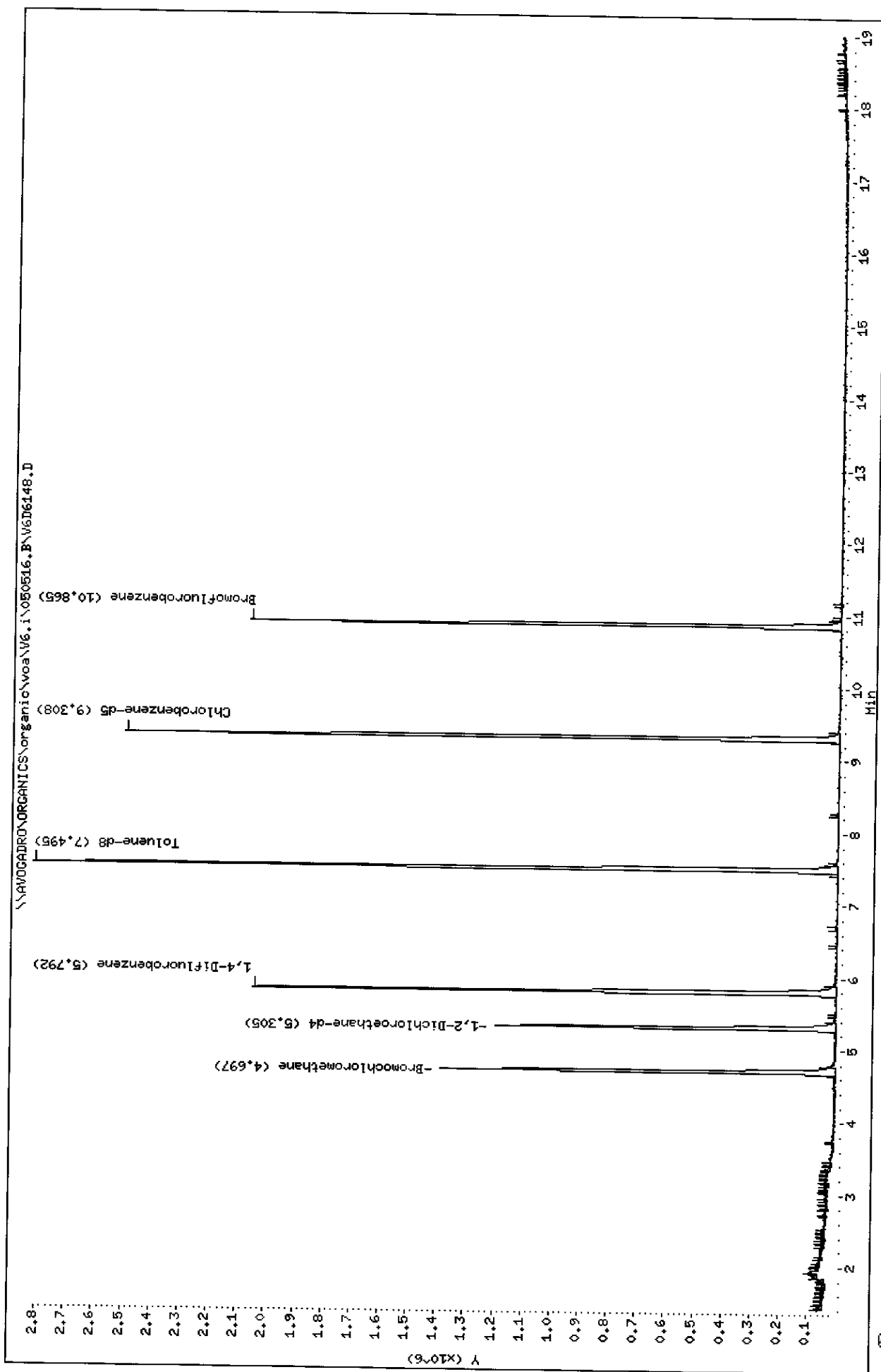
Sample Info: HB-18128,VBLK6E

Column phase: DB-624

Instrument: V6.i

Operator: SB SRC: SB

Column diameter: 0.25



Data File: \\AVOGADRO\ORGANICS\organic\voa\V6.i\050516.B\V6D6148.D  
Report Date: 25-May-2005 11:37

Mitkem Corporation

CLP OLM4.X - Water and Medium Soils

Data file : \\AVOGADRO\ORGANICS\organic\voa\V6.i\050516.B\V6D6148.D  
Lab Smp Id: MB-18128 Client Smp ID: VBLK6E  
Inj Date : 16-MAY-2005 14:56  
Operator : SB SRC: SB Inst ID: V6.i  
Smp Info : ,MB-18128,VBLK6E  
Misc Info : ,1,2  
Comment :  
Method : \\AVOGADRO\ORGANICS\organic\voa\V6.i\050516.B\v6clp4s.m  
Meth Date : 25-May-2005 11:36 mtl Quant Type: ISTD  
Cal Date : 16-MAY-2005 10:18 Cal File: V6D6141.D  
Als bottle: 2 QC Sample: BLANK  
Dil Factor: 1.00000  
Integrator: HP RTE Compound Sublist: CLP4.sub  
Target Version: 4.03  
Processing Host: TARGET3

Concentration Formula:

$$\text{Amt} * \text{DF} * \text{Uf} * ((\text{Vt} + \text{Ws} * \text{M} / 100) * 5) / (\text{Va} * \text{Ws} * ((100 - \text{M}) / 100))$$

Name	Value	Description
DF	1.000	Dilution Factor
Uf	1.000	ng unit correction factor
Ws	4.000	Weight of sample extracted (g)
M	0.000	% Moisture (not decanted)
Vt	10000.000	Methanol extract volume (uL)
Va	100.000	Aliquot of methanol (uL)

Compounds	QUANT SIG	MASS	RT	EXP RT	REL RT	RESPONSE	CONCENTRATIONS	
							ON-COLUMN ( ug/L)	FINAL (ug/Kg)
* 18 Bromochloromethane	128	4.697	4.700	(1.000)	372701	50.0000		
\$ 23 1,2-Dichloroethane-d4	65	5.305	5.302	(1.130)	941905	43.6411	5500	
* 26 1,4-Difluorobenzene	114	5.798	5.795	(1.000)	1797753	50.0000		
\$ 33 Toluene-d8	98	7.495	7.492	(0.805)	2094921	45.9820	5700	
* 42 Chlorobenzene-d5	117	9.308	9.305	(1.000)	1674592	50.0000		
\$ 50 Bromofluorobenzene	95	10.865	10.863	(1.167)	818025	45.1673	5600	

5/25/05



Data File: \\AVOGADRO\ORGANICS\organic\voa\V6.i\050516.B\V6D6148.D  
Report Date: 25-May-2005 11:37

Mitkem Corporation

CLP OLM4.X - Water and Medium Soils  
Data file : \\AVOGADRO\ORGANICS\organic\voa\V6.i\050516.B\V6D6148.D  
Lab Smp Id: MB-18128 Client Smp ID: VBLK6E  
Inj Date : 16-MAY-2005 14:56  
Operator : SB SRC: SB Inst ID: V6.i  
Smp Info : ,MB-18128,VBLK6E  
Misc Info : ,1,2  
Comment :  
Method : \\AVOGADRO\ORGANICS\organic\voa\V6.i\050516.B\v6clp4s.m  
Meth Date : 25-May-2005 11:36 mtl Quant Type: ISTD  
Cal Date : 16-MAY-2005 10:18 Cal File: V6D6141.D  
Als bottle: 2 QC Sample: BLANK  
Dil Factor: 1.00000  
Integrator: HP RTE Compound Sublist: CLP4.sub  
Target Version: 4.03  
Processing Host: TARGET3

- NO TENTATIVELY IDENTIFIED COMPOUNDS -

1A  
VOLATILE ORGANICS ANALYSIS DATA SHEET

EPA SAMPLE NO.

Lab Name: MITKEM CORPORATION

Contract: \_\_\_\_\_

VBLK6F

Lab Code: MITKEM

Case No.: \_\_\_\_\_

SAS No.: \_\_\_\_\_

SDG No.: MD0529

Matrix: (soil/water) WATER

Lab Sample ID: MB-18151

Sample wt/vol: 5.000 (g/mL) ML

Lab File ID: V6D6172

Level: (low/med) LOW

Date Received: \_\_\_\_\_

% Moisture: not dec. \_\_\_\_\_

Date Analyzed: 05/17/05

GC Column: DB-624 ID: 0.25 (mm)

Dilution Factor: 1.0

Soil Extract Volume: \_\_\_\_\_ (uL)

Soil Aliquot Volume: \_\_\_\_\_ (uL)

CAS NO.

COMPOUND

CONCENTRATION UNITS:  
(ug/L or ug/Kg) UG/L Q

75-71-8	Dichlorodifluoromethane	10	U
74-87-3	Chloromethane	10	U
75-01-4	Vinyl Chloride	10	U
74-83-9	Bromomethane	10	U
75-00-3	Chloroethane	10	U
75-69-4	Trichlorofluoromethane	10	U
75-35-4	1,1-Dichloroethene	10	U
76-13-1	1,1,2-Trichloro-1,2,2-trifluoroethane	10	U
67-64-1	Acetone	10	U
75-15-0	Carbon Disulfide	10	U
79-20-9	Methyl Acetate	10	U
75-09-2	Methylene Chloride	10	U
156-60-5	trans-1,2-Dichloroethene	10	U
1634-04-4	Methyl tert-Butyl Ether	10	U
75-34-3	1,1-Dichloroethane	10	U
156-59-2	cis-1,2-Dichloroethene	10	U
78-93-3	2-Butanone	10	U
67-66-3	Chloroform	10	U
71-55-6	1,1,1-Trichloroethane	10	U
110-82-7	Cyclohexane	10	U
56-23-5	Carbon Tetrachloride	10	U
71-43-2	Benzene	10	U
107-06-2	1,2-Dichloroethane	10	U

1B  
VOLATILE ORGANICS ANALYSIS DATA SHEET

EPA SAMPLE NO.

VBK6F

Lab Name: MITKEM CORPORATION

Contract: \_\_\_\_\_

Lab Code: MITKEM

Case No.: \_\_\_\_\_

SAS No.: \_\_\_\_\_

SDG No.: MD0529

Matrix: (soil/water) WATER

Lab Sample ID: MB-18151

Sample wt/vol: 5.000 (g/mL) ML

Lab File ID: V6D6172

Level: (low/med) LOW

Date Received: \_\_\_\_\_

% Moisture: not dec. \_\_\_\_\_

Date Analyzed: 05/17/05

GC Column: DB-624 ID: 0.25 (mm)

Dilution Factor: 1.0

Soil Extract Volume: \_\_\_\_\_ (uL)

Soil Aliquot Volume: \_\_\_\_\_ (uL)

CAS NO. COMPOUND

CONCENTRATION UNITS:  
(ug/L or ug/Kg) UG/L Q

79-01-6	Trichloroethene	10	U
108-87-2	Methylcyclohexane	10	U
78-87-5	1,2-Dichloropropane	10	U
75-27-4	Bromodichloromethane	10	U
10061-01-5	cis-1,3-Dichloropropene	10	U
108-10-1	4-Methyl-2-Pentanone	10	U
108-88-3	Toluene	10	U
10061-02-6	trans-1,3-Dichloropropene	10	U
79-00-5	1,1,2-Trichloroethane	10	U
127-18-4	Tetrachloroethene	10	U
591-78-6	2-Hexanone	10	U
124-48-1	Dibromochloromethane	10	U
106-93-4	1,2-Dibromoethane	10	U
108-90-7	Chlorobenzene	10	U
100-41-4	Ethylbenzene	10	U
1330-20-7	Xylene (Total)	10	U
100-42-5	Styrene	10	U
75-25-2	Bromoform	10	U
98-82-8	Isopropylbenzene	10	U
79-34-5	1,1,2,2-Tetrachloroethane	10	U
541-73-1	1,3-Dichlorobenzene	10	U
106-46-7	1,4-Dichlorobenzene	10	U
95-50-1	1,2-Dichlorobenzene	10	U
96-12-8	1,2-Dibromo-3-chloropropane	10	U
120-82-1	1,2,4-Trichlorobenzene	10	U

1F  
VOLATILE ORGANICS ANALYSIS DATA SHEET  
TENTATIVELY IDENTIFIED COMPOUNDS

EPA SAMPLE NO.

VBK6F

Lab Name: MITKEM CORPORATION Contract: \_\_\_\_\_

Lab Code: MITKEM Case No.: \_\_\_\_\_ SAS No.: \_\_\_\_\_ SDG No.: MD0529

Matrix: (soil/water) WATER

Lab Sample ID: MB-18151

Sample wt/vol: 5.000 (g/mL) ML

Lab File ID: V6D6172

Level: (low/med) LOW

Date Received: \_\_\_\_\_

% Moisture: not dec. \_\_\_\_\_

Date Analyzed: 05/17/05

GC Column: DB-624 ID: 0.25 (mm)

Dilution Factor: 1.0

Soil Extract Volume: \_\_\_\_\_ (uL)

Soil Aliquot Volume: \_\_\_\_\_ (uL)

Number TICs found: 0

CONCENTRATION UNITS:  
(ug/L or ug/Kg) ug/L

CAS NUMBER	COMPOUND NAME	RT	EST. CONC.	Q
1.				
2.				
3.				
4.				
5.				
6.				
7.				
8.				
9.				
10.				
11.				
12.				
13.				
14.				
15.				
16.				
17.				
18.				
19.				
20.				
21.				
22.				
23.				
24.				
25.				
26.				
27.				
28.				
29.				
30.				

Data File: \\AVOGADRO\ORGANICS\organic\voa\W6.i\050517.B\W6D6172.D

Date : 17-MAY-2005 10:55

Client ID: VELK6F

Sample Info: ,MB-18151,VELK6F

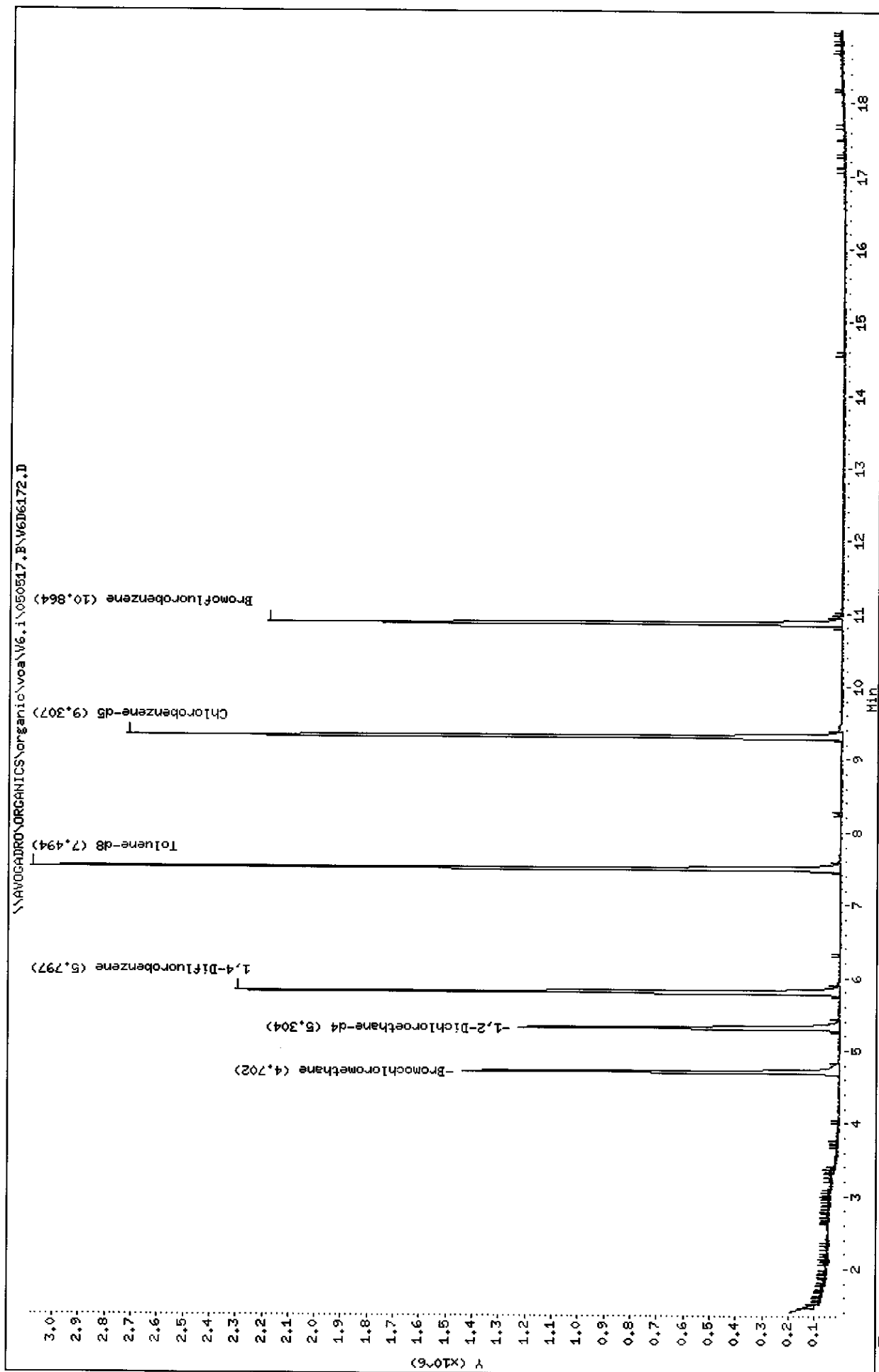
Purge Volume: 5.0

Column phase: DB-624

Instrument: V6.i

Operator: SB SRC: SB

Column diameter: 0.25



Data File: \\AVOGADRO\ORGANICS\organic\voa\V6.i\050517.B\V6D6172.D  
 Report Date: 25-May-2005 12:06

Mitkem Corporation

CLP OLM4.X - Water and Medium Soils  
 Data file : \\AVOGADRO\ORGANICS\organic\voa\V6.i\050517.B\V6D6172.D  
 Lab Smp Id: MB-18151 Client Smp ID: VBLK6F  
 Inj Date : 17-MAY-2005 10:55  
 Operator : SB SRC: SB Inst ID: V6.i  
 Smp Info : ,MB-18151,VBLK6F  
 Misc Info : ,1,3  
 Comment :  
 Method : \\AVOGADRO\ORGANICS\organic\voa\V6.i\050517.B\v6clp4s.m  
 Meth Date : 25-May-2005 12:05 mt1 Quant Type: ISTD  
 Cal Date : 17-MAY-2005 10:10 Cal File: V6D6171.D  
 Als bottle: 2 QC Sample: BLANK  
 Dil Factor: 1.00000  
 Integrator: HP RTE Compound Sublist: CLP4.sub  
 Target Version: 4.03  
 Processing Host: TARGET3

Concentration Formula: Amt \* DF \* Uf \* 5/Vo

Name	Value	Description
DF	1.000	Dilution Factor
Uf	1.000	ng unit correction factor
Vo	5.000	Sample Volume purged (mL)

Compounds	QUANT SIG	RT	EXP RT	REL RT	RESPONSE	CONCENTRATIONS	
						ON-COLUMN ( ug/L)	FINAL ( ug/L)
* 18 Bromochloromethane	128	4.702	4.703	(1.000)	392115	50.0000	
\$ 23 1,2-Dichloroethane-d4	65	5.304	5.311	(1.128)	976742	44.1826	44
* 26 1,4-Difluorobenzene	114	5.797	5.798	(1.000)	1989492	50.0000	
\$ 33 Toluene-d8	98	7.494	7.495	(0.805)	2342205	45.8262	46
* 42 Chlorobenzene-d5	117	9.307	9.308	(1.000)	1826842	50.0000	
\$ 50 Bromofluorobenzene	95	10.864	10.859	(1.167)	906620	44.0538	44

Ⓟ  
5/25/05

Data File: \\AVOGADRO\ORGANICS\organic\voa\V6.i\050517.B\V6D6172.D  
Report Date: 25-May-2005 12:06

Mitkem Corporation

CLP OLM4.X - Water and Medium Soils

Data file : \\AVOGADRO\ORGANICS\organic\voa\V6.i\050517.B\V6D6172.D  
Lab Smp Id: MB-18151 Client Smp ID: VBLK6F  
Inj Date : 17-MAY-2005 10:55  
Operator : SB SRC: SB Inst ID: V6.i  
Smp Info : ,MB-18151,VBLK6F  
Misc Info : ,1,3  
Comment :  
Method : \\AVOGADRO\ORGANICS\organic\voa\V6.i\050517.B\v6clp4s.m  
Meth Date : 25-May-2005 12:05 mtl Quant Type: ISTD  
Cal Date : 17-MAY-2005 10:10 Cal File: V6D6171.D  
Als bottle: 2 QC Sample: BLANK  
Dil Factor: 1.00000  
Integrator: HP RTE Compound Sublist: CLP4.sub  
Target Version: 4.03  
Processing Host: TARGET3

- NO TENTATIVELY IDENTIFIED COMPOUNDS -

1A  
VOLATILE ORGANICS ANALYSIS DATA SHEET

EPA SAMPLE NO.

Lab Name: MITKEM CORPORATION

Contract: \_\_\_\_\_

VBLK6G

Lab Code: MITKEM Case No.: \_\_\_\_\_

SAS No.: \_\_\_\_\_ SDG No.: MD0529

Matrix: (soil/water) SOIL

Lab Sample ID: MB-18152

Sample wt/vol: 4.0(g/mL) G

Lab File ID: V6D6173

Level: (low/med) MED

Date Received: \_\_\_\_\_

% Moisture: not dec. \_\_\_\_\_

Date Analyzed: 05/17/05

GC Column: DB-624 ID: 0.25 (mm)

Dilution Factor: 1.0

Soil Extract Volume: 10000 (uL)

Soil Aliquot Volume: 100 (uL)

CAS NO. COMPOUND

CONCENTRATION UNITS:  
(ug/L or ug/Kg) UG/KG Q

75-71-8	Dichlorodifluoromethane	1300	U
74-87-3	Chloromethane	1300	U
75-01-4	Vinyl Chloride	1300	U
74-83-9	Bromomethane	1300	U
75-00-3	Chloroethane	1300	U
75-69-4	Trichlorofluoromethane	1300	U
75-35-4	1,1-Dichloroethene	1300	U
76-13-1	1,1,2-Trichloro-1,2,2-trifluoroethane	1300	U
67-64-1	Acetone	1300	U
75-15-0	Carbon Disulfide	1300	U
79-20-9	Methyl Acetate	1300	U
75-09-2	Methylene Chloride	1300	U
156-60-5	trans-1,2-Dichloroethene	1300	U
1634-04-4	Methyl tert-Butyl Ether	1300	U
75-34-3	1,1-Dichloroethane	1300	U
156-59-2	cis-1,2-Dichloroethene	1300	U
78-93-3	2-Butanone	1300	U
67-66-3	Chloroform	1300	U
71-55-6	1,1,1-Trichloroethane	1300	U
110-82-7	Cyclohexane	1300	U
56-23-5	Carbon Tetrachloride	1300	U
71-43-2	Benzene	1300	U
107-06-2	1,2-Dichloroethane	1300	U



1B  
VOLATILE ORGANICS ANALYSIS DATA SHEET

EPA SAMPLE NO.

VBK6G

Lab Name: MITKEM CORPORATION

Contract: \_\_\_\_\_

Lab Code: MITKEM

Case No.: \_\_\_\_\_

SAS No.: \_\_\_\_\_

SDG No.: MD0529

Matrix: (soil/water) SOIL

Lab Sample ID: MB-18152

Sample wt/vol: 4.0(g/mL) G

Lab File ID: V6D6173

Level: (low/med) MED

Date Received: \_\_\_\_\_

% Moisture: not dec. \_\_\_\_\_

Date Analyzed: 05/17/05

GC Column: DB-624 ID: 0.25 (mm)

Dilution Factor: 1.0

Soil Extract Volume: 10000 (uL)

Soil Aliquot Volume: 100 (uL)

CAS NO. COMPOUND

CONCENTRATION UNITS:  
(ug/L or ug/Kg) UG/KG Q

79-01-6	Trichloroethene	1300	U
108-87-2	Methylcyclohexane	1300	U
78-87-5	1,2-Dichloropropane	1300	U
75-27-4	Bromodichloromethane	1300	U
10061-01-5	cis-1,3-Dichloropropene	1300	U
108-10-1	4-Methyl-2-Pentanone	1300	U
108-88-3	Toluene	1300	U
10061-02-6	trans-1,3-Dichloropropene	1300	U
79-00-5	1,1,2-Trichloroethane	1300	U
127-18-4	Tetrachloroethene	1300	U
591-78-6	2-Hexanone	1300	U
124-48-1	Dibromochloromethane	1300	U
106-93-4	1,2-Dibromoethane	1300	U
108-90-7	Chlorobenzene	1300	U
100-41-4	Ethylbenzene	1300	U
1330-20-7	Xylene (Total)	1300	U
100-42-5	Styrene	1300	U
75-25-2	Bromoform	1300	U
98-82-8	Isopropylbenzene	1300	U
79-34-5	1,1,2,2-Tetrachloroethane	1300	U
541-73-1	1,3-Dichlorobenzene	1300	U
106-46-7	1,4-Dichlorobenzene	1300	U
95-50-1	1,2-Dichlorobenzene	1300	U
96-12-8	1,2-Dibromo-3-chloropropane	1300	U
120-82-1	1,2,4-Trichlorobenzene	1300	U

1F  
VOLATILE ORGANICS ANALYSIS DATA SHEET  
TENTATIVELY IDENTIFIED COMPOUNDS

EPA SAMPLE NO.

VBLK6G

Lab Name: MITKEM CORPORATION Contract: \_\_\_\_\_

Lab Code: MITKEM Case No.: \_\_\_\_\_ SAS No.: \_\_\_\_\_ SDG No.: MD0529

Matrix: (soil/water) SOIL

Lab Sample ID: MB-18152

Sample wt/vol: 4.0 (g/mL) G

Lab File ID: V6D6173

Level: (low/med) MED

Date Received: \_\_\_\_\_

% Moisture: not dec. \_\_\_\_\_

Date Analyzed: 05/17/05

GC Column: DB-624 ID: 0.25 (mm)

Dilution Factor: 1.0

Soil Extract Volume: 10000 (uL)

Soil Aliquot Volume: 100 (uL)

Number TICs found: 0

CONCENTRATION UNITS:  
(ug/L or ug/Kg) ug/Kg

CAS NUMBER	COMPOUND NAME	RT	EST. CONC.	Q
1.				
2.				
3.				
4.				
5.				
6.				
7.				
8.				
9.				
10.				
11.				
12.				
13.				
14.				
15.				
16.				
17.				
18.				
19.				
20.				
21.				
22.				
23.				
24.				
25.				
26.				
27.				
28.				
29.				
30.				

Data File: \\AVOCADRO\ORGANICS\organic\voa\W6.i\050517.B\W6D6173.D

Date : 17-MAY-2005 11:21

Client ID: VBLK6G

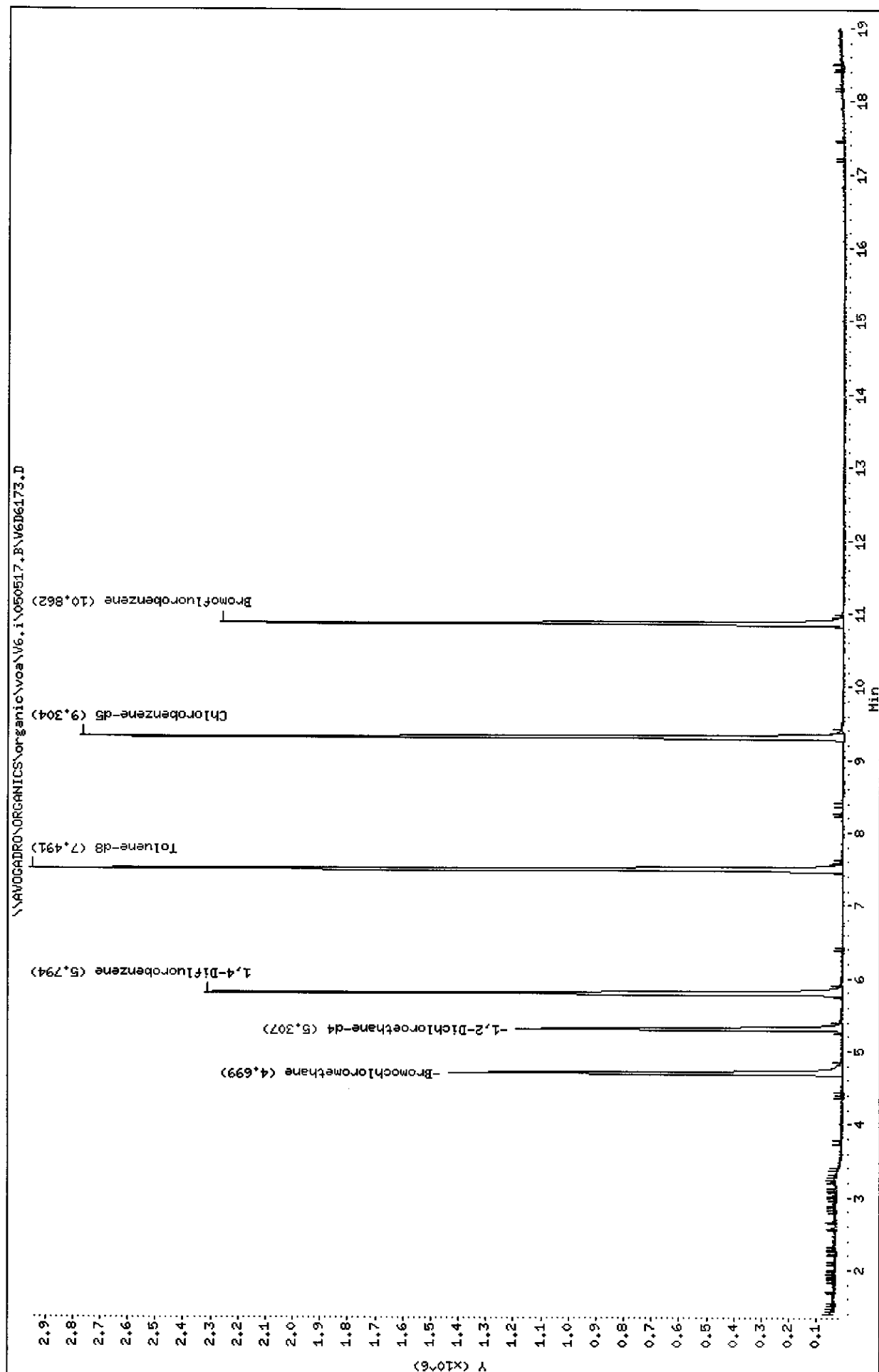
Sample Info: HB-18152,VBLK6G

Column phase: DB-624

Instrument: V6.i

Operator: SB SRC: SB

Column diameter: 0.25



Data File: \\AVOGADRO\ORGANICS\organic\voa\V6.i\050517.B\V6D6173.D  
Report Date: 25-May-2005 12:07

Mitkem Corporation

CLP OLM4.X - Water and Medium Soils  
Data file : \\AVOGADRO\ORGANICS\organic\voa\V6.i\050517.B\V6D6173.D  
Lab Smp Id: MB-18152 Client Smp ID: VBLK6G  
Inj Date : 17-MAY-2005 11:21  
Operator : SB SRC: SB Inst ID: V6.i  
Smp Info : ,MB-18152,VBLK6G  
Misc Info : ,1,3  
Comment :  
Method : \\AVOGADRO\ORGANICS\organic\voa\V6.i\050517.B\v6clp4s.m  
Meth Date : 25-May-2005 12:05 mtl Quant Type: ISTD  
Cal Date : 17-MAY-2005 10:10 Cal File: V6D6171.D  
Als bottle: 3 QC Sample: BLANK ✓  
Dil Factor: 1.00000  
Integrator: HP RTE Compound Sublist: CLP4.sub  
Target Version: 4.03  
Processing Host: TARGET3

Concentration Formula:

$$\text{Amt} * \text{DF} * \text{Uf} * ((\text{Vt} + \text{Ws} * \text{M} / 100) * 5) / (\text{Va} * \text{Ws} * ((100 - \text{M}) / 100))$$

Name	Value	Description
DF	1.000	Dilution Factor
Uf	1.000	ng unit correction factor
Ws	4.000	Weight of sample extracted (g)
M	0.000	% Moisture (not decanted)
Vt	10000.000	Methanol extract volume (uL)
Va	100.000	Aliquot of methanol (uL)

Compounds	QUANT SIG	MASS	RT	EXP RT	REL RT	RESPONSE	CONCENTRATIONS	
							ON-COLUMN ( ug/L)	FINAL (ug/Kg)
* 18 Bromochloromethane	128	4.705	4.703	(1.000)	402849	50.0000		
\$ 23 1,2-Dichloroethane-d4	65	5.308	5.311	(1.128)	976412	42.9908	5400	
* 26 1,4-Difluorobenzene	114	5.794	5.798	(1.000)	2027826	50.0000		
\$ 33 Toluene-d8	98	7.491	7.495	(0.805)	2255614	43.6294	5500	
* 42 Chlorobenzene-d5	117	9.304	9.308	(1.000)	1847884	50.0000		
\$ 50 Bromofluorobenzene	95	10.862	10.859	(1.167)	872106	41.8942	5200	

5/25/05

Data File: \\AVOGADRO\ORGANICS\organic\voa\V6.i\050517.B\V6D6173.D  
Report Date: 25-May-2005 12:07

Mitkem Corporation

CLP OLM4.X - Water and Medium Soils

Data file : \\AVOGADRO\ORGANICS\organic\voa\V6.i\050517.B\V6D6173.D  
Lab Smp Id: MB-18152 Client Smp ID: VBLK6G  
Inj Date : 17-MAY-2005 11:21  
Operator : SB SRC: SB Inst ID: V6.i  
Smp Info : ,MB-18152,VBLK6G  
Misc Info : ,1,3  
Comment :  
Method : \\AVOGADRO\ORGANICS\organic\voa\V6.i\050517.B\v6clp4s.m  
Meth Date : 25-May-2005 12:05 mtl Quant Type: ISTD  
Cal Date : 17-MAY-2005 10:10 Cal File: V6D6171.D  
Als bottle: 3 QC Sample: BLANK  
Dil Factor: 1.00000  
Integrator: HP RTE Compound Sublist: CLP4.sub  
Target Version: 4.03  
Processing Host: TARGET3

- NO TENTATIVELY IDENTIFIED COMPOUNDS -

1A  
VOLATILE ORGANICS ANALYSIS DATA SHEET

EPA SAMPLE NO.

VHBLK6F

Lab Name: MITKEM CORPORATION

Contract: \_\_\_\_\_

Lab Code: MITKEM

Case No.: \_\_\_\_\_

SAS No.: \_\_\_\_\_

SDG No.: MD0529

Matrix: (soil/water) WATER

Lab Sample ID: VHBLK6F

Sample wt/vol: 5.000 (g/mL) ML

Lab File ID: V6D6177

Level: (low/med) LOW

Date Received: 05/07/05

% Moisture: not dec. \_\_\_\_\_

Date Analyzed: 05/17/05

GC Column: DB-624 ID: 0.25 (mm)

Dilution Factor: 1.0

Soil Extract Volume: \_\_\_\_\_ (uL)

Soil Aliquot Volume: \_\_\_\_\_ (uL)

CAS NO.

COMPOUND

CONCENTRATION UNITS:  
(ug/L or ug/Kg) UG/L Q

75-71-8	Dichlorodifluoromethane	10	U
74-87-3	Chloromethane	10	U
75-01-4	Vinyl Chloride	10	U
74-83-9	Bromomethane	10	U
75-00-3	Chloroethane	10	U
75-69-4	Trichlorofluoromethane	10	U
75-35-4	1,1-Dichloroethene	10	U
76-13-1	1,1,2-Trichloro-1,2,2-trifluoroethane	10	U
67-64-1	Acetone	10	U
75-15-0	Carbon Disulfide	10	U
79-20-9	Methyl Acetate	10	U
75-09-2	Methylene Chloride	10	U
156-60-5	trans-1,2-Dichloroethene	10	U
1634-04-4	Methyl tert-Butyl Ether	10	U
75-34-3	1,1-Dichloroethane	10	U
156-59-2	cis-1,2-Dichloroethene	10	U
78-93-3	2-Butanone	10	U
67-66-3	Chloroform	10	U
71-55-6	1,1,1-Trichloroethane	10	U
110-82-7	Cyclohexane	10	U
56-23-5	Carbon Tetrachloride	10	U
71-43-2	Benzene	10	U
107-06-2	1,2-Dichloroethane	10	U

1B  
VOLATILE ORGANICS ANALYSIS DATA SHEET

EPA SAMPLE NO.

VHBLK6F

Lab Name: MITKEM CORPORATION

Contract: \_\_\_\_\_

Lab Code: MITKEM

Case No.: \_\_\_\_\_

SAS No.: \_\_\_\_\_

SDG No.: MD0529

Matrix: (soil/water) WATER

Lab Sample ID: VHBLK6F

Sample wt/vol: 5.000 (g/mL) ML

Lab File ID: V6D6177

Level: (low/med) LOW

Date Received: 05/07/05

% Moisture: not dec. \_\_\_\_\_

Date Analyzed: 05/17/05

GC Column: DB-624 ID: 0.25 (mm)

Dilution Factor: 1.0

Soil Extract Volume: \_\_\_\_\_ (uL)

Soil Aliquot Volume: \_\_\_\_\_ (uL)

CAS NO.

COMPOUND

CONCENTRATION UNITS:  
(ug/L or ug/Kg) UG/L Q

79-01-6	Trichloroethene	10	U
108-87-2	Methylcyclohexane	10	U
78-87-5	1,2-Dichloropropane	10	U
75-27-4	Bromodichloromethane	10	U
10061-01-5	cis-1,3-Dichloropropene	10	U
108-10-1	4-Methyl-2-Pentanone	10	U
108-88-3	Toluene	10	U
10061-02-6	trans-1,3-Dichloropropene	10	U
79-00-5	1,1,2-Trichloroethane	10	U
127-18-4	Tetrachloroethene	10	U
591-78-6	2-Hexanone	10	U
124-48-1	Dibromochloromethane	10	U
106-93-4	1,2-Dibromoethane	10	U
108-90-7	Chlorobenzene	10	U
100-41-4	Ethylbenzene	10	U
1330-20-7	Xylene (Total)	10	U
100-42-5	Styrene	10	U
75-25-2	Bromoform	10	U
98-82-8	Isopropylbenzene	10	U
79-34-5	1,1,2,2-Tetrachloroethane	10	U
541-73-1	1,3-Dichlorobenzene	10	U
106-46-7	1,4-Dichlorobenzene	10	U
95-50-1	1,2-Dichlorobenzene	10	U
96-12-8	1,2-Dibromo-3-chloropropane	10	U
120-82-1	1,2,4-Trichlorobenzene	10	U

1F  
VOLATILE ORGANICS ANALYSIS DATA SHEET  
TENTATIVELY IDENTIFIED COMPOUNDS

EPA SAMPLE NO.

VHBLK6F

Lab Name: MITKEM CORPORATION Contract: \_\_\_\_\_

Lab Code: MITKEM Case No.: \_\_\_\_\_ SAS No.: \_\_\_\_\_ SDG No.: MD0529

Matrix: (soil/water) WATER

Lab Sample ID: VHBLK6F

Sample wt/vol: 5.000 (g/mL) ML

Lab File ID: V6D6177

Level: (low/med) LOW

Date Received: 05/07/05

% Moisture: not dec. \_\_\_\_\_

Date Analyzed: 05/17/05

GC Column: DB-624 ID: 0.25 (mm)

Dilution Factor: 1.0

Soil Extract Volume: \_\_\_\_\_ (uL)

Soil Aliquot Volume: \_\_\_\_\_ (uL)

Number TICs found: 0

CONCENTRATION UNITS:  
(ug/L or ug/Kg) ug/L

CAS NUMBER	COMPOUND NAME	RT	EST. CONC.	Q
1.				
2.				
3.				
4.				
5.				
6.				
7.				
8.				
9.				
10.				
11.				
12.				
13.				
14.				
15.				
16.				
17.				
18.				
19.				
20.				
21.				
22.				
23.				
24.				
25.				
26.				
27.				
28.				
29.				
30.				



Data File: \\AVOCADRO\ORGANICS\organic\voa\6.i\050517.B\6D6177.D

Date : 17-MAY-2005 14:43

Client ID: VHBLK6F

Sample Info: ,VHBLK6F,VHBLK6F

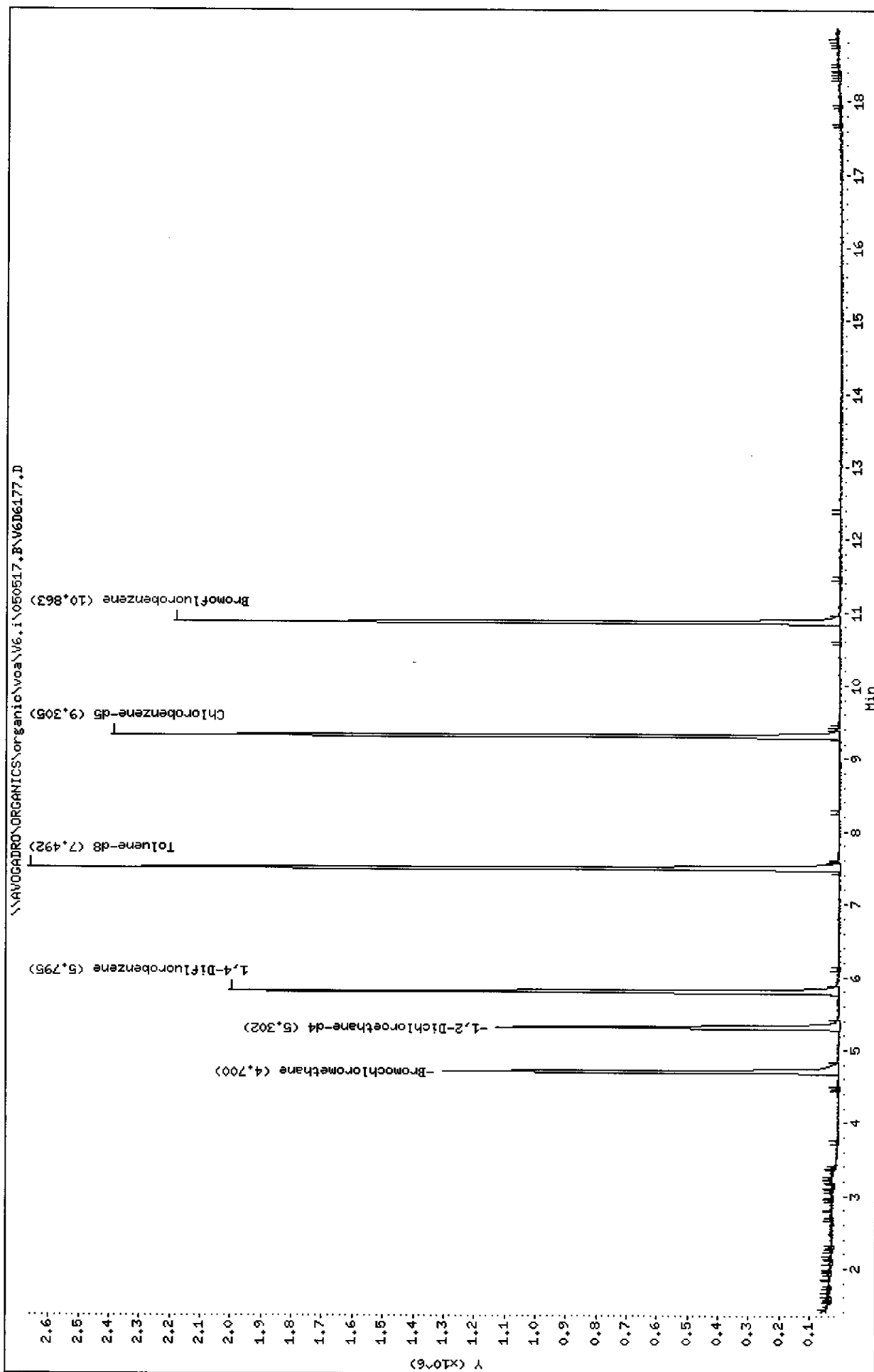
Purge Volume: 5.0

Column phase: DB-624

Instrument: V6.i

Operator: SB SRC: SB

Column diameter: 0.25



Data File: \\AVOGADRO\ORGANICS\organic\voa\V6.i\050517.B\V6D6177.D  
Report Date: 25-May-2005 12:07

Mitkem Corporation

CLP OLM4.X - Water and Medium Soils

Data file : \\AVOGADRO\ORGANICS\organic\voa\V6.i\050517.B\V6D6177.D  
Lab Smp Id: VHBLK6F Client Smp ID: VHBLK6F  
Inj Date : 17-MAY-2005 14:43  
Operator : SB SRC: SB Inst ID: V6.i  
Smp Info : ,VHBLK6F,VHBLK6F  
Misc Info : ,3  
Comment :  
Method : \\AVOGADRO\ORGANICS\organic\voa\V6.i\050517.B\v6clp4s.m  
Meth Date : 25-May-2005 12:05 mtl Quant Type: ISTD  
Cal Date : 17-MAY-2005 10:10 Cal File: V6D6171.D  
Als bottle: 7 QC Sample: STORAGEBLANK ✓  
Dil Factor: 1.00000  
Integrator: HP RTE Compound Sublist: CLP4.sub  
Target Version: 4.03  
Processing Host: TARGET3

Concentration Formula: Amt \* DF \* Uf \* 5/Vo

Name	Value	Description
DF	1.000	Dilution Factor
Uf	1.000	ng unit correction factor
Vo	5.000	Sample Volume purged (mL)

Compounds	QUANT SIG MASS	RT	EXP RT	REL RT	RESPONSE	CONCENTRATIONS	
						ON-COLUMN ( ug/L)	FINAL ( ug/L)
* 18 Bromochloromethane	128	4.700	4.703	(1.000)	349512	50.0000	
\$ 23 1,2-Dichloroethane-d4	65	5.302	5.311	(1.128)	909769	46.1694	46
* 26 1,4-Difluorobenzene	114	5.795	5.798	(1.000)	1720241	50.0000	
\$ 33 Toluene-d8	98	7.492	7.495	(0.805)	1998492	44.3528	44
* 42 Chlorobenzene-d5	117	9.305	9.308	(1.000)	1610539	50.0000	
\$ 50 Bromofluorobenzene	95	10.863	10.859	(1.167)	843503	46.4916	46

Ⓟ  
5/25/05

Data File: \\AVOGADRO\ORGANICS\organic\voa\V6.i\050517.B\V6D6177.D  
Report Date: 25-May-2005 12:07

Mitkem Corporation

CLP OLM4.X - Water and Medium Soils  
Data file : \\AVOGADRO\ORGANICS\organic\voa\V6.i\050517.B\V6D6177.D  
Lab Smp Id: VHBLK6F Client Smp ID: VHBLK6F  
Inj Date : 17-MAY-2005 14:43  
Operator : SB SRC: SB Inst ID: V6.i  
Smp Info : ,VHBLK6F,VHBLK6F  
Misc Info : ,3  
Comment :  
Method : \\AVOGADRO\ORGANICS\organic\voa\V6.i\050517.B\v6clp4s.m  
Meth Date : 25-May-2005 12:05 mtl Quant Type: ISTD  
Cal Date : 17-MAY-2005 10:10 Cal File: V6D6171.D  
Als bottle: 7 QC Sample: STORAGEBLANK  
Dil Factor: 1.00000  
Integrator: HP RTE Compound Sublist: CLP4.sub  
Target Version: 4.03  
Processing Host: TARGET3

- NO TENTATIVELY IDENTIFIED COMPOUNDS -

1A  
VOLATILE ORGANICS ANALYSIS DATA SHEET

EPA SAMPLE NO.

V5LLCS

Lab Name: MITKEM CORPORATION

Contract: \_\_\_\_\_

Lab Code: MITKEM

Case No.: \_\_\_\_\_

SAS No.: \_\_\_\_\_

SDG No.: MD0529

Matrix: (soil/water) SOIL

Lab Sample ID: LCS-18114

Sample wt/vol: 5.0(g/mL) G

Lab File ID: V5F9943

Level: (low/med) LOW

Date Received: \_\_\_\_\_

% Moisture: not dec. \_\_\_\_\_

Date Analyzed: 05/13/05

GC Column: DB-624 ID: 0.25 (mm)

Dilution Factor: 1.0

Soil Extract Volume: \_\_\_\_\_ (mL)

Soil Aliquot Volume: \_\_\_\_\_ (uL)

CAS NO.

COMPOUND

CONCENTRATION UNITS:

(ug/L or ug/Kg) UG/KG Q

75-71-8	Dichlorodifluoromethane	10	U
74-87-3	Chloromethane	10	U
75-01-4	Vinyl Chloride	10	U
74-83-9	Bromomethane	10	U
75-00-3	Chloroethane	10	U
75-69-4	Trichlorofluoromethane	10	U
75-35-4	1,1-Dichloroethene	56	U
76-13-1	1,1,2-Trichloro-1,2,2-trifluoroethane	10	U
67-64-1	Acetone	10	U
75-15-0	Carbon Disulfide	10	U
79-20-9	Methyl Acetate	10	U
75-09-2	Methylene Chloride	10	U
156-60-5	trans-1,2-Dichloroethene	10	U
1634-04-4	Methyl tert-Butyl Ether	10	U
75-34-3	1,1-Dichloroethane	10	U
156-59-2	cis-1,2-Dichloroethene	10	U
78-93-3	2-Butanone	10	U
67-66-3	Chloroform	10	U
71-55-6	1,1,1-Trichloroethane	10	U
110-82-7	Cyclohexane	10	U
56-23-5	Carbon Tetrachloride	10	U
71-43-2	Benzene	57	U
107-06-2	1,2-Dichloroethane	10	U

1B  
VOLATILE ORGANICS ANALYSIS DATA SHEET

EPA SAMPLE NO.

V5LLCS

Lab Name: MITKEM CORPORATION

Contract: \_\_\_\_\_

Lab Code: MITKEM

Case No.: \_\_\_\_\_

SAS No.: \_\_\_\_\_

SDG No.: MD0529

Matrix: (soil/water) SOIL

Lab Sample ID: LCS-18114

Sample wt/vol: 5.0(g/mL) G

Lab File ID: V5F9943

Level: (low/med) LOW

Date Received: \_\_\_\_\_

% Moisture: not dec. \_\_\_\_\_

Date Analyzed: 05/13/05

GC Column: DB-624 ID: 0.25 (mm)

Dilution Factor: 1.0

Soil Extract Volume: \_\_\_\_\_ (mL)

Soil Aliquot Volume: \_\_\_\_\_ (uL)

CAS NO.

COMPOUND

CONCENTRATION UNITS:  
(ug/L or ug/Kg) UG/KG Q

79-01-6	Trichloroethene	56	
108-87-2	Methylcyclohexane	10	U
78-87-5	1,2-Dichloropropane	10	U
75-27-4	Bromodichloromethane	10	U
10061-01-5	cis-1,3-Dichloropropene	10	U
108-10-1	4-Methyl-2-Pentanone	10	U
108-88-3	Toluene	56	
10061-02-6	trans-1,3-Dichloropropene	10	U
79-00-5	1,1,2-Trichloroethane	10	U
127-18-4	Tetrachloroethene	10	U
591-78-6	2-Hexanone	10	U
124-48-1	Dibromochloromethane	10	U
106-93-4	1,2-Dibromoethane	10	U
108-90-7	Chlorobenzene	58	
100-41-4	Ethylbenzene	10	U
1330-20-7	Xylene (Total)	10	U
100-42-5	Styrene	10	U
75-25-2	Bromoform	10	U
98-82-8	Isopropylbenzene	10	U
79-34-5	1,1,2,2-Tetrachloroethane	10	U
541-73-1	1,3-Dichlorobenzene	10	U
106-46-7	1,4-Dichlorobenzene	10	U
95-50-1	1,2-Dichlorobenzene	10	U
96-12-8	1,2-Dibromo-3-chloropropane	10	U
120-82-1	1,2,4-Trichlorobenzene	10	U

Data File: \\AVOCADRO\ORGANICS\voa\voa\5.i\050513.B\VSF9943.D

Date: 13-MAY-2005 11:36

Client ID: V5LLCS

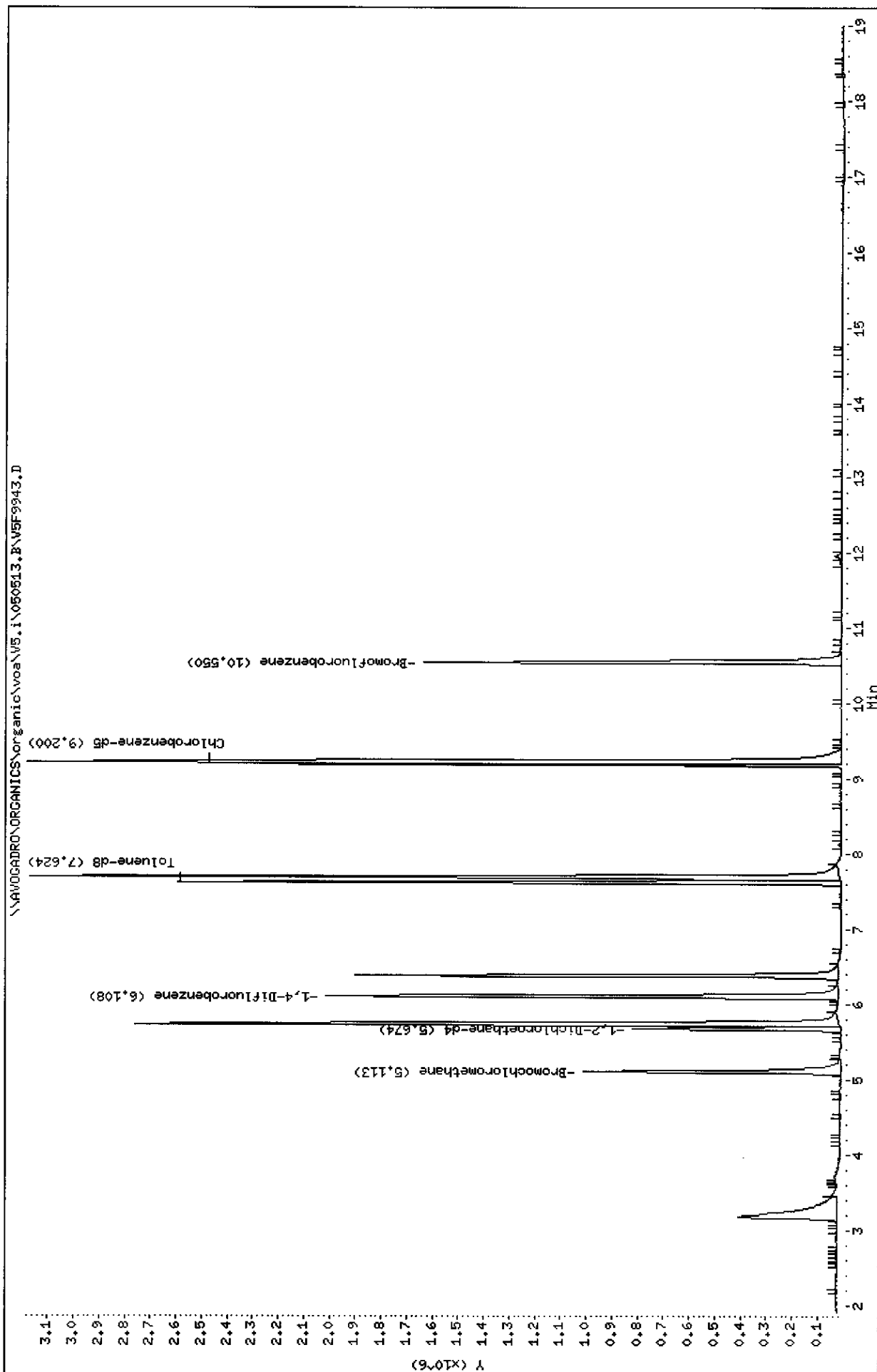
Sample Info: LCS-18114,V5LLCS,18114

Instrument: v5.i

Operator: JC

Column diameter: 0.25

Column phase: DB-624



Data File: \\AVOGADRO\ORGANICS\organic\voa\V5.i\050513.B\V5F9943.D  
Report Date: 25-May-2005 10:48

Mitkem Corporation

CLP OLM 3/4.X / ASP 95-1 Low Soil - Heated Purge  
Data file : \\AVOGADRO\ORGANICS\organic\voa\V5.i\050513.B\V5F9943.D  
Lab Smp Id: LCS-18114 Client Smp ID: V5LLCS  
Inj Date : 13-MAY-2005 11:36  
Operator : JC Inst ID: v5.i  
Smp Info : ,LCS-18114,V5LLCS,18114  
Misc Info :  
Comment :  
Method : \\AVOGADRO\ORGANICS\organic\voa\V5.i\050513.B\v5clp4h.m  
Meth Date : 25-May-2005 10:43 mtl Quant Type: ISTD  
Cal Date : 13-MAY-2005 10:09 Cal File: V5F9941.D  
Als bottle: 3 QC Sample: LCS ✓  
Dil Factor: 1.00000  
Integrator: HP RTE Compound Sublist: CLP4.sub  
Target Version: 4.03  
Processing Host: TARGET3

Concentration Formula:  $\text{Amt} * \text{DF} * \text{Uf} * 5 / (\text{Ws} * (100 - \text{M}) / 100)$

Name	Value	Description
DF	1.000	Dilution Factor
Uf	1.000	ng unit correction factor
Ws	5.000	Weight of sample (g)
M	0.000	% Moisture (not decanted)

Compounds	QUANT SIG						CONCENTRATIONS	
	MASS	RT	EXP RT	REL RT	RESPONSE		ON-COLUMN	FINAL
							( ug/L)	(ug/Kg)
7 1,1-Dichloroethene	96	3.182	3.182	(0.622)	512277	55.8502		56
* 18 Bromochloromethane	128	5.113	5.112	(1.000)	365739	50.0000		
\$ 23 1,2-Dichloroethane-d4	65	5.674	5.674	(1.110)	719850	47.8109		48
25 Benzene	78	5.733	5.733	(0.939)	2992569	56.5612		57
* 26 1,4-Difluorobenzene	114	6.108	6.107	(1.000)	1912671	50.0000		
27 Trichloroethene	130	6.373	6.373	(1.044)	803380	56.2554		56
\$ 33 Toluene-d8	98	7.624	7.624	(0.829)	2029072	49.8627		50
34 Toluene	91	7.693	7.693	(0.836)	2764206	56.3415		56
* 42 Chlorobenzene-d5	117	9.200	9.200	(1.000)	1679425	50.0000		
43 Chlorobenzene	112	9.230	9.229	(1.003)	1881348	57.5224		58
\$ 50 Bromofluorobenzene	95	10.550	10.549	(1.147)	787899	47.2992		47

SB  
5/25/05

1A  
VOLATILE ORGANICS ANALYSIS DATA SHEET

EPA SAMPLE NO.

Lab Name: MITKEM CORPORATION

Contract: \_\_\_\_\_

V6CLCS

Lab Code: MITKEM

Case No.: \_\_\_\_\_

SAS No.: \_\_\_\_\_

SDG No.: MD0529

Matrix: (soil/water) WATER

Lab Sample ID: LCS-18113

Sample wt/vol: 5.000 (g/mL) ML

Lab File ID: V6D6115

Level: (low/med) LOW

Date Received: \_\_\_\_\_

% Moisture: not dec. \_\_\_\_\_

Date Analyzed: 05/13/05

GC Column: DB-624 ID: 0.25 (mm)

Dilution Factor: 1.0

Soil Extract Volume: \_\_\_\_\_ (uL)

Soil Aliquot Volume: \_\_\_\_\_ (uL)

CAS NO.

COMPOUND

CONCENTRATION UNITS:  
(ug/L or ug/Kg) UG/L Q

75-71-8	Dichlorodifluoromethane	10	U
74-87-3	Chloromethane	10	U
75-01-4	Vinyl Chloride	10	U
74-83-9	Bromomethane	10	U
75-00-3	Chloroethane	10	U
75-69-4	Trichlorofluoromethane	10	U
75-35-4	1,1-Dichloroethene	10	U
76-13-1	1,1,2-Trichloro-1,2,2-trifluoroethane	55	
67-64-1	Acetone	10	U
75-15-0	Carbon Disulfide	10	U
79-20-9	Methyl Acetate	10	U
75-09-2	Methylene Chloride	10	U
156-60-5	trans-1,2-Dichloroethene	10	U
1634-04-4	Methyl tert-Butyl Ether	10	U
75-34-3	1,1-Dichloroethane	10	U
156-59-2	cis-1,2-Dichloroethene	10	U
78-93-3	2-Butanone	10	U
67-66-3	Chloroform	10	U
71-55-6	1,1,1-Trichloroethane	10	U
110-82-7	Cyclohexane	10	U
56-23-5	Carbon Tetrachloride	10	U
71-43-2	Benzene	10	U
107-06-2	1,2-Dichloroethane	60	
		10	U



1B  
VOLATILE ORGANICS ANALYSIS DATA SHEET

EPA SAMPLE NO.

V6CLCS

Lab Name: MITKEM CORPORATION Contract: \_\_\_\_\_

Lab Code: MITKEM Case No.: \_\_\_\_\_ SAS No.: \_\_\_\_\_ SDG No.: MD0529

Matrix: (soil/water) WATER Lab Sample ID: LCS-18113

Sample wt/vol: 5.000 (g/mL) ML Lab File ID: V6D6115

Level: (low/med) LOW Date Received: \_\_\_\_\_

% Moisture: not dec. \_\_\_\_\_ Date Analyzed: 05/13/05

GC Column: DB-624 ID: 0.25 (mm) Dilution Factor: 1.0

Soil Extract Volume: \_\_\_\_\_ (uL) Soil Aliquot Volume: \_\_\_\_\_ (uL)

CAS NO. COMPOUND

CONCENTRATION UNITS:  
(ug/L or ug/Kg) UG/L Q

79-01-6	Trichloroethene	52	
108-87-2	Methylcyclohexane	10	U
78-87-5	1,2-Dichloropropane	10	U
75-27-4	Bromodichloromethane	10	U
10061-01-5	cis-1,3-Dichloropropene	10	U
108-10-1	4-Methyl-2-Pentanone	10	U
108-88-3	Toluene	62	
10061-02-6	trans-1,3-Dichloropropene	10	U
79-00-5	1,1,2-Trichloroethane	10	U
127-18-4	Tetrachloroethene	10	U
591-78-6	2-Hexanone	10	U
124-48-1	Dibromochloromethane	10	U
106-93-4	1,2-Dibromoethane	10	U
108-90-7	Chlorobenzene	63	
100-41-4	Ethylbenzene	10	U
1330-20-7	Xylene (Total)	10	U
100-42-5	Styrene	10	U
75-25-2	Bromoform	10	U
98-82-8	Isopropylbenzene	10	U
79-34-5	1,1,2,2-Tetrachloroethane	10	U
541-73-1	1,3-Dichlorobenzene	10	U
106-46-7	1,4-Dichlorobenzene	10	U
95-50-1	1,2-Dichlorobenzene	10	U
96-12-8	1,2-Dibromo-3-chloropropane	10	U
120-82-1	1,2,4-Trichlorobenzene	10	U

Data File: \\AVOGADRO\ORGANICS\organic\voa\W6.i\050513.B\W6D6115.D

Date : 13-MAY-2005 13:42

Client ID: V6CLCS

Sample Info: ,LCS-18113,V6CLCS

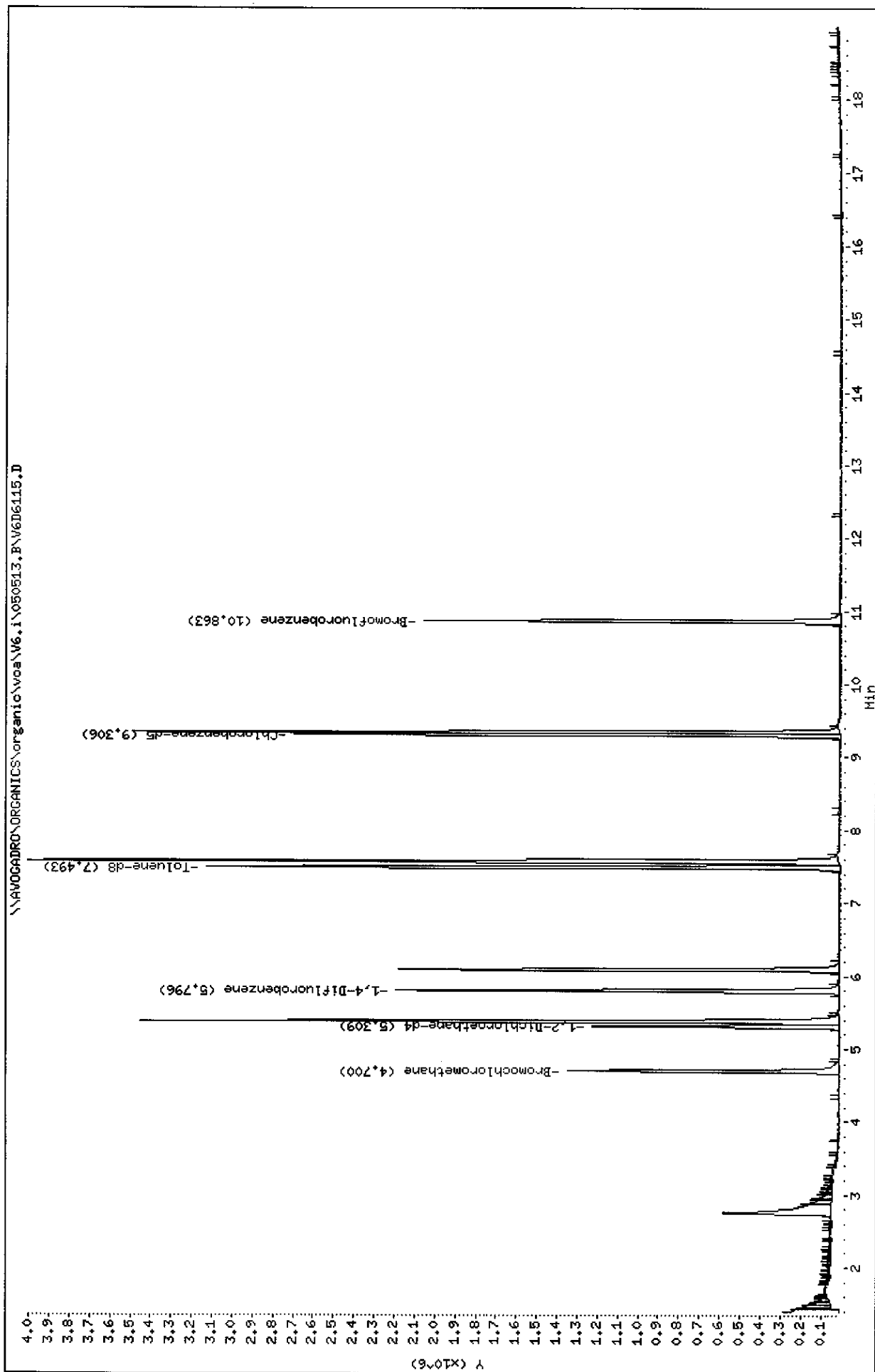
Purge Volume: 5.0

Column phase: DB-624

Instrument: V6.i

Operator: SB SRC: SB

Column diameter: 0.25



Data File: \\AVOGADRO\ORGANICS\organic\voa\V6.i\050513.B\V6D6115.D  
Report Date: 25-May-2005 12:01

Mitkem Corporation

CLP OLM4.X - Water and Medium Soils  
Data file : \\AVOGADRO\ORGANICS\organic\voa\V6.i\050513.B\V6D6115.D  
Lab Smp Id: LCS-18113 Client Smp ID: V6CLCS  
Inj Date : 13-MAY-2005 13:42  
Operator : SB SRC: SB Inst ID: V6.i  
Smp Info : ,LCS-18113,V6CLCS  
Misc Info : ,1,3  
Comment :  
Method : \\AVOGADRO\ORGANICS\organic\voa\V6.i\050513.B\v6clp4s.m  
Meth Date : 25-May-2005 11:58 mtl Quant Type: ISTD  
Cal Date : 13-MAY-2005 10:47 Cal File: V6D6112.D  
Als bottle: 5 QC Sample: LCS ✓  
Dil Factor: 1.00000  
Integrator: HP RTE Compound Sublist: CLP4.sub  
Target Version: 4.03  
Processing Host: TARGET3

Concentration Formula:  $\text{Amt} * \text{DF} * \text{Uf} * 5/\text{Vo}$

Name	Value	Description
DF	1.000	Dilution Factor
Uf	1.000	ng unit correction factor
Vo	5.000	Sample Volume purged (mL)

Compounds	QUANT SIG MASS	RT	EXP RT	REL RT	RESPONSE	CONCENTRATIONS	
						ON-COLUMN ( ug/L)	FINAL ( ug/L)
7 1,1-Dichloroethene	96	2.754	2.755	(0.585)	508841	55.3113	55
* 18 Bromochloromethane	128	4.707	4.702	(1.000)	359222	50.0000	
\$ 23 1,2-Dichloroethane-d4	65	5.303	5.304	(1.127)	1002657	50.3354	50
25 Benzene	78	5.376	5.377	(0.928)	3237842	60.4067	60
* 26 1,4-Difluorobenzene	114	5.795	5.797	(1.000)	1880181	50.0000	
27 Trichloroethene	130	6.081	6.083	(1.049)	813120	52.3637	52
\$ 33 Toluene-d8	98	7.493	7.494	(0.805)	2335336	47.8500	48
34 Toluene	91	7.572	7.573	(0.814)	3332962	61.7291	62
* 42 Chlorobenzene-d5	117	9.306	9.307	(1.000)	1723154	50.0000	
43 Chlorobenzene	112	9.342	9.344	(1.004)	2242462	63.2316	63
\$ 50 Bromofluorobenzene	95	10.863	10.858	(1.167)	817360	44.3126	44

Ⓟ  
5/25/05

1A  
VOLATILE ORGANICS ANALYSIS DATA SHEET

EPA SAMPLE NO.

V6ELCS

Lab Name: MITKEM CORPORATION Contract: \_\_\_\_\_

Lab Code: MITKEM Case No.: \_\_\_\_\_ SAS No.: \_\_\_\_\_ SDG No.: MD0529

Matrix: (soil/water) SOIL Lab Sample ID: LCS-18128

Sample wt/vol: 4.0 (g/mL) G Lab File ID: V6D6149

Level: (low/med) MED Date Received: \_\_\_\_\_

% Moisture: not dec. \_\_\_\_\_ Date Analyzed: 05/16/05

GC Column: DB-624 ID: 0.25 (mm) Dilution Factor: 1.0

Soil Extract Volume: 10000 (uL) Soil Aliquot Volume: 100 (uL)

CAS NO. COMPOUND

CONCENTRATION UNITS:  
(ug/L or ug/Kg) UG/KG Q

75-71-8	Dichlorodifluoromethane	1300	U
74-87-3	Chloromethane	1300	U
75-01-4	Vinyl Chloride	1300	U
74-83-9	Bromomethane	1300	U
75-00-3	Chloroethane	1300	U
75-69-4	Trichlorofluoromethane	1300	U
75-35-4	1,1-Dichloroethene	4800	
76-13-1	1,1,2-Trichloro-1,2,2-trifluoroethane	1300	U
67-64-1	Acetone	1300	U
75-15-0	Carbon Disulfide	1300	U
79-20-9	Methyl Acetate	1300	U
75-09-2	Methylene Chloride	1300	U
156-60-5	trans-1,2-Dichloroethene	1300	U
1634-04-4	Methyl tert-Butyl Ether	1300	U
75-34-3	1,1-Dichloroethane	1300	U
156-59-2	cis-1,2-Dichloroethene	1300	U
78-93-3	2-Butanone	1300	U
67-66-3	Chloroform	1300	U
71-55-6	1,1,1-Trichloroethane	1300	U
110-82-7	Cyclohexane	1300	U
56-23-5	Carbon Tetrachloride	1300	U
71-43-2	Benzene	7000	
107-06-2	1,2-Dichloroethane	1300	U

1B  
VOLATILE ORGANICS ANALYSIS DATA SHEET

EPA SAMPLE NO.

V6KLCS

Lab Name: MITKEM CORPORATION Contract: \_\_\_\_\_

Lab Code: MITKEM Case No.: \_\_\_\_\_ SAS No.: \_\_\_\_\_ SDG No.: MD0529

Matrix: (soil/water) SOIL Lab Sample ID: LCS-18128

Sample wt/vol: 4.0 (g/mL) G Lab File ID: V6D6149

Level: (low/med) MED Date Received: \_\_\_\_\_

% Moisture: not dec. \_\_\_\_\_ Date Analyzed: 05/16/05

GC Column: DB-624 ID: 0.25 (mm) Dilution Factor: 1.0

Soil Extract Volume: 10000 (uL) Soil Aliquot Volume: 100 (uL)

CONCENTRATION UNITS:  
(ug/L or ug/Kg) UG/KG Q

CAS NO.	COMPOUND		
79-01-6	Trichloroethene	6300	
108-87-2	Methylcyclohexane	1300	U
78-87-5	1,2-Dichloropropane	1300	U
75-27-4	Bromodichloromethane	1300	U
10061-01-5	cis-1,3-Dichloropropene	1300	U
108-10-1	4-Methyl-2-Pentanone	1300	U
108-88-3	Toluene	7100	
10061-02-6	trans-1,3-Dichloropropene	1300	U
79-00-5	1,1,2-Trichloroethane	1300	U
127-18-4	Tetrachloroethene	1300	U
591-78-6	2-Hexanone	1300	U
124-48-1	Dibromochloromethane	1300	U
106-93-4	1,2-Dibromoethane	1300	U
108-90-7	Chlorobenzene	7200	
100-41-4	Ethylbenzene	1300	U
1330-20-7	Xylene (Total)	1300	U
100-42-5	Styrene	1300	U
75-25-2	Bromoform	1300	U
98-82-8	Isopropylbenzene	1300	U
79-34-5	1,1,2,2-Tetrachloroethane	1300	U
541-73-1	1,3-Dichlorobenzene	1300	U
106-46-7	1,4-Dichlorobenzene	1300	U
95-50-1	1,2-Dichlorobenzene	1300	U
96-12-8	1,2-Dibromo-3-chloropropane	1300	U
120-82-1	1,2,4-Trichlorobenzene	1300	U

Data File: \\AVOGADRO\ORGANICS\organic\voa\W6.i\050516.B\W6D6149.D

Date : 16-MAY-2005 15:31

Client ID: V6ELCS

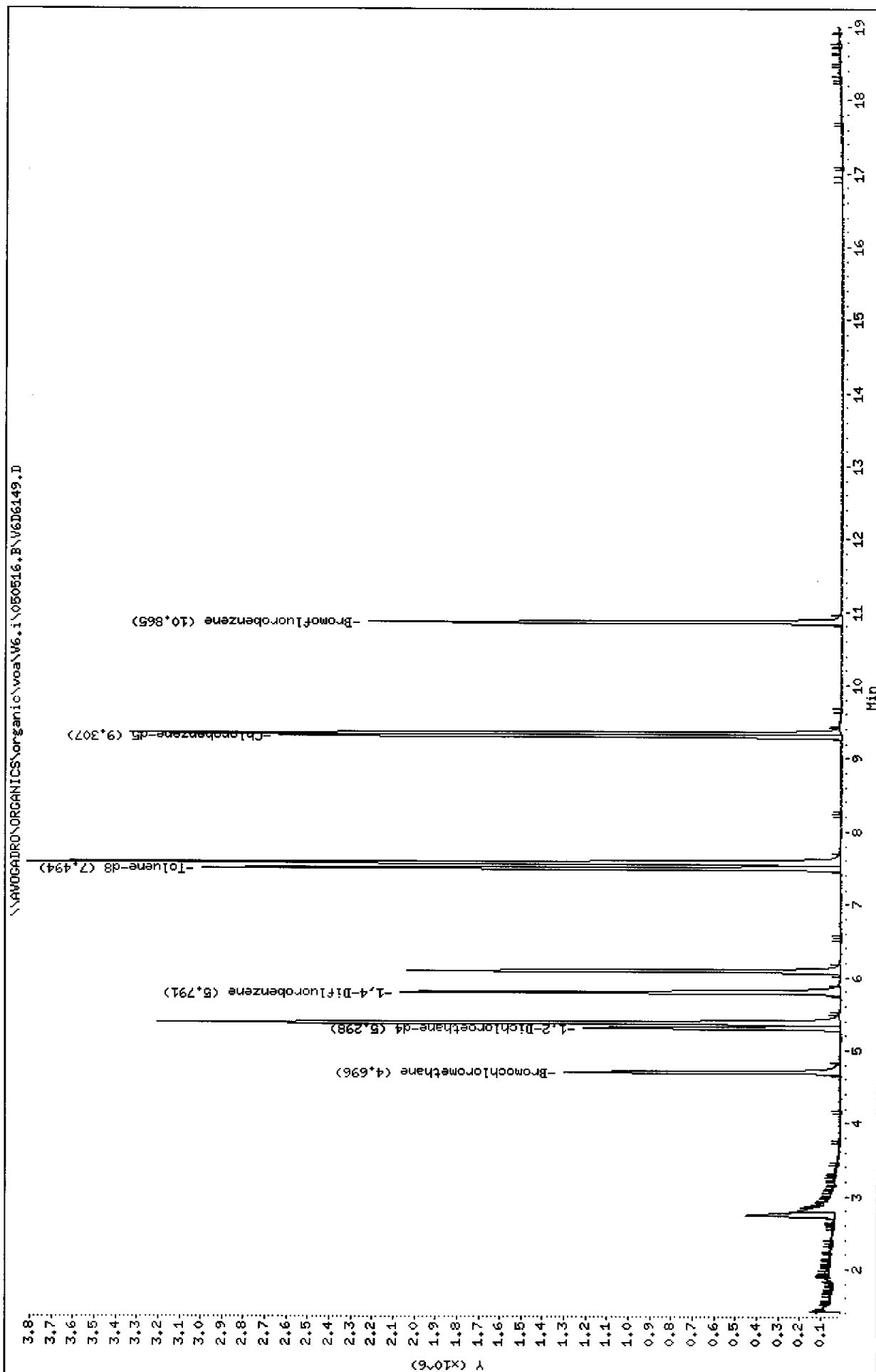
Sample Info: LCS-18128,V6ELCS

Column phase: DB-624

Instrument: V6.i

Operator: SB SRC: SB

Column diameter: 0.25



Data File: \\AVOGADRO\ORGANICS\organic\voa\V6.i\050516.B\V6D6149.D  
Report Date: 25-May-2005 11:37

Mitkem Corporation

CLP OLM4.X - Water and Medium Soils

Data file : \\AVOGADRO\ORGANICS\organic\voa\V6.i\050516.B\V6D6149.D  
Lab Smp Id: LCS-18128 Client Smp ID: V6ELCS  
Inj Date : 16-MAY-2005 15:31  
Operator : SB SRC: SB Inst ID: V6.i  
Smp Info : ,LCS-18128,V6ELCS  
Misc Info : ,1,2  
Comment :  
Method : \\AVOGADRO\ORGANICS\organic\voa\V6.i\050516.B\v6clp4s.m  
Meth Date : 25-May-2005 11:36 mtl Quant Type: ISTD  
Cal Date : 16-MAY-2005 10:18 Cal File: V6D6141.D  
Als bottle: 3 QC Sample: LCS ✓  
Dil Factor: 1.00000  
Integrator: HP RTE Compound Sublist: CLP4.sub  
Target Version: 4.03  
Processing Host: TARGET3

Concentration Formula:

$$\text{Amt} * \text{DF} * \text{Uf} * ((\text{Vt} + \text{Ws} * \text{M} / 100) * 5) / (\text{Va} * \text{Ws} * ((100 - \text{M}) / 100))$$

Name	Value	Description
DF	1.000	Dilution Factor
Uf	1.000	ng unit correction factor
Ws	4.000	Weight of sample extracted (g)
M	0.000	% Moisture (not decanted)
Vt	10000.000	Methanol extract volume (uL)
Va	100.000	Aliquot of methanol (uL)

Compounds	QUANT SIG				CONCENTRATIONS		
	MASS	RT	EXP RT	REL RT	RESPONSE	ON-COLUMN ( ug/L)	FINAL (ug/Kg)
7 1,1-Dichloroethene	96	2.743	2.760	(0.584)	395506	38.4738	4800
* 18 Bromochloromethane	128	4.696	4.700	(1.000)	359448	50.0000	
\$ 23 1,2-Dichloroethane-d4	65	5.298	5.302	(1.128)	988738	47.5001	5900
25 Benzene	78	5.371	5.375	(0.927)	3050252	55.8829	7000
* 26 1,4-Difluorobenzene	114	5.791	5.795	(1.000)	1799759	50.0000	
27 Trichloroethene	130	6.083	6.087	(1.050)	765217	50.0792	6300
\$ 33 Toluene-d8	98	7.494	7.492	(0.805)	2287214	49.7641	6200
34 Toluene	91	7.573	7.572	(0.814)	3207441	56.7305	7100
* 42 Chlorobenzene-d5	117	9.307	9.305	(1.000)	1689352	50.0000	
43 Chlorobenzene	112	9.344	9.342	(1.004)	2200054	57.4389	7200
\$ 50 Bromofluorobenzene	95	10.865	10.863	(1.167)	890381	48.7329	6100

SB  
5/25/05

1A  
VOLATILE ORGANICS ANALYSIS DATA SHEET

EPA SAMPLE NO.

B-390MS

Lab Name: MITKEM CORPORATION

Contract: \_\_\_\_\_

Lab Code: MITKEM Case No.: \_\_\_\_\_

SAS No.: \_\_\_\_\_ SDG No.: MD0529

Matrix: (soil/water) SOIL

Lab Sample ID: D0529-01CMS

Sample wt/vol: 5.2(g/mL) G

Lab File ID: V5F9952

Level: (low/med) LOW

Date Received: 05/07/05

% Moisture: not dec. 17

Date Analyzed: 05/13/05

GC Column: DB-624 ID: 0.25 (mm)

Dilution Factor: 1.0

Soil Extract Volume: \_\_\_\_\_ (mL)

Soil Aliquot Volume: \_\_\_\_\_ (uL)

CAS NO. COMPOUND

CONCENTRATION UNITS:  
(ug/L or ug/Kg) UG/KG Q

75-71-8	Dichlorodifluoromethane	12	U
74-87-3	Chloromethane	12	U
75-01-4	Vinyl Chloride	12	U
74-83-9	Bromomethane	12	U
75-00-3	Chloroethane	12	U
75-69-4	Trichlorofluoromethane	12	U
75-35-4	1,1-Dichloroethene	70	
76-13-1	1,1,2-Trichloro-1,2,2-trifluoroethane	12	U
67-64-1	Acetone	7	J
75-15-0	Carbon Disulfide	12	U
79-20-9	Methyl Acetate	12	U
75-09-2	Methylene Chloride	5	J
156-60-5	trans-1,2-Dichloroethene	12	U
1634-04-4	Methyl tert-Butyl Ether	12	U
75-34-3	1,1-Dichloroethane	12	U
156-59-2	cis-1,2-Dichloroethene	2	J
78-93-3	2-Butanone	12	U
67-66-3	Chloroform	12	U
71-55-6	1,1,1-Trichloroethane	12	U
110-82-7	Cyclohexane	12	U
56-23-5	Carbon Tetrachloride	12	U
71-43-2	Benzene	65	
107-06-2	1,2-Dichloroethane	12	U



1B  
VOLATILE ORGANICS ANALYSIS DATA SHEET

EPA SAMPLE NO.

B-390MS

Lab Name: MITKEM CORPORATION Contract: \_\_\_\_\_

Lab Code: MITKEM Case No.: \_\_\_\_\_ SAS No.: \_\_\_\_\_ SDG No.: MD0529

Matrix: (soil/water) SOIL Lab Sample ID: D0529-01CMS

Sample wt/vol: 5.2(g/mL) G Lab File ID: V5F9952

Level: (low/med) LOW Date Received: 05/07/05

% Moisture: not dec. 17 Date Analyzed: 05/13/05

GC Column: DB-624 ID: 0.25 (mm) Dilution Factor: 1.0

Soil Extract Volume: \_\_\_\_\_ (mL) Soil Aliquot Volume: \_\_\_\_\_ (uL)

CAS NO. COMPOUND

CONCENTRATION UNITS:  
(ug/L or ug/Kg) UG/KG Q

79-01-6	Trichloroethene	68	
108-87-2	Methylcyclohexane	12	U
78-87-5	1,2-Dichloropropane	12	U
75-27-4	Bromodichloromethane	12	U
10061-01-5	cis-1,3-Dichloropropene	12	U
108-10-1	4-Methyl-2-Pentanone	12	U
108-88-3	Toluene	62	
10061-02-6	trans-1,3-Dichloropropene	12	U
79-00-5	1,1,2-Trichloroethane	12	U
127-18-4	Tetrachloroethene	1400	E
591-78-6	2-Hexanone	12	U
124-48-1	Dibromochloromethane	12	U
106-93-4	1,2-Dibromoethane	12	U
108-90-7	Chlorobenzene	60	
100-41-4	Ethylbenzene	12	U
1330-20-7	Xylene (Total)	12	U
100-42-5	Styrene	12	U
75-25-2	Bromoform	12	U
98-82-8	Isopropylbenzene	12	U
79-34-5	1,1,2,2-Tetrachloroethane	12	U
541-73-1	1,3-Dichlorobenzene	12	U
106-46-7	1,4-Dichlorobenzene	12	U
95-50-1	1,2-Dichlorobenzene	12	U
96-12-8	1,2-Dibromo-3-chloropropane	12	U
120-82-1	1,2,4-Trichlorobenzene	12	U

Data File: \\AVOCADRO\ORGANICS\organic\voa\W5.i\050513.B\W5F9952.D

Date : 13-MAY-2005 16:19

Client ID: B-390MS

Sample Info: ,D0529-01CHS,,18114

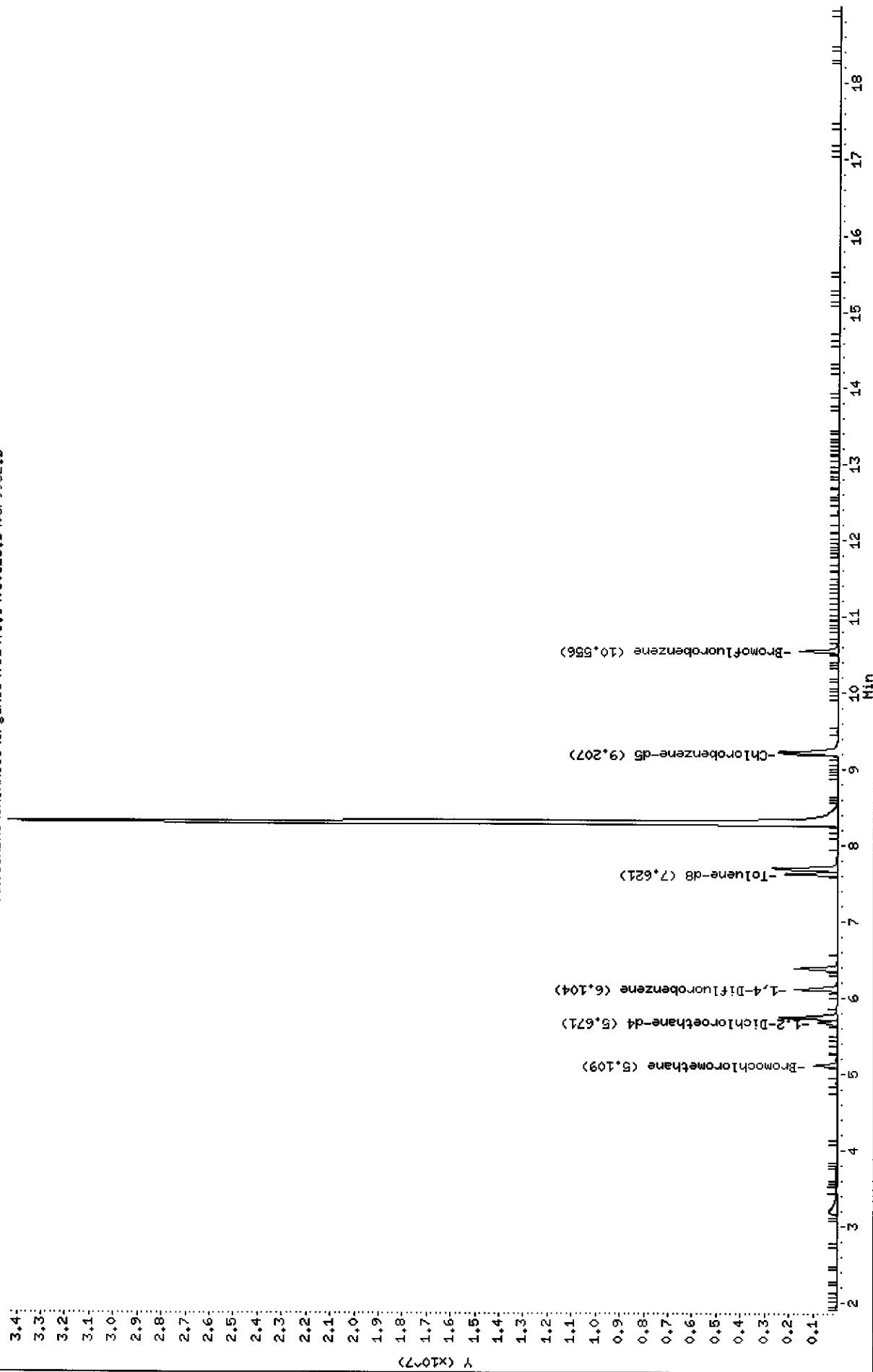
Instrument: v5.i

Operator: JC SRC: LIMS

Column diameter: 0.25

Column phase: DB-624

\\AVOCADRO\ORGANICS\organic\voa\W5.i\050513.B\W5F9952.D



Data File: \\AVOGADRO\ORGANICS\organic\voa\V5.i\050513.B\V5F9952.D  
Report Date: 25-May-2005 12:11

Mitkem Corporation

CLP OLM 3/4.X / ASP 95-1 Low Soil - Heated Purge  
Data file : \\AVOGADRO\ORGANICS\organic\voa\V5.i\050513.B\V5F9952.D  
Lab Smp Id: D0529-01CMS Client Smp ID: B-390MS  
Inj Date : 13-MAY-2005 16:19  
Operator : JC SRC: LIMS Inst ID: v5.i  
Smp Info : ,D0529-01CMS,,18114  
Misc Info :  
Comment :  
Method : \\AVOGADRO\ORGANICS\organic\voa\V5.i\050513.B\v5clp4h.m  
Meth Date : 25-May-2005 10:43 mtl Quant Type: ISTD  
Cal Date : 13-MAY-2005 10:09 Cal File: V5F9941.D  
Als bottle: 12 QC Sample: MS ✓  
Dil Factor: 1.00000  
Integrator: HP RTE Compound Sublist: CLP4.sub ✓  
Target Version: 4.03  
Processing Host: TARGET3

Concentration Formula:  $\text{Amt} * \text{DF} * \text{Uf} * 5 / (\text{Ws} * (100 - \text{M}) / 100)$

Name	Value	Description
DF	1.000	Dilution Factor
Uf	1.000	ng unit correction factor
Ws	5.200	Weight of sample (g)
M	17.000	% Moisture (not decanted)

Compounds	QUANT SIG				CONCENTRATIONS		
	MASS	RT	EXP RT	REL RT	RESPONSE	ON-COLUMN ( ug/L)	FINAL (ug/Kg)
7 1,1-Dichloroethene	96	3.189	3.182	(0.624)	514703	60.0668	70
9 Acetone	43	3.228	3.231	(0.632)	43183	5.63405	7 (a)
12 Methylene Chloride	84	3.652	3.645	(0.715)	46338	4.06157	5 (a)
17 cis-1,2-Dichloroethene	96	4.883	4.876	(0.956)	15985	1.32622	2 (a)
* 18 Bromochloromethane	128	5.109	5.112	(1.000)	341675	50.0000	
\$ 23 1,2-Dichloroethane-d4	65	5.671	5.674	(1.110)	671171	47.7173	55
25 Benzene	78	5.740	5.733	(0.940)	2670253	55.8585	65
* 26 1,4-Difluorobenzene	114	6.104	6.107	(1.000)	1728135	50.0000	
27 Trichloroethene	130	6.380	6.373	(1.045)	755416	58.5453	68
\$ 33 Toluene-d8	98	7.621	7.624	(0.829)	1835084	50.2754	58
34 Toluene	91	7.700	7.693	(0.837)	2372041	53.9017	62
37 Tetrachloroethene	164	8.301	8.294	(0.903)	11666836	1198.32	1400 (A)
* 42 Chlorobenzene-d5	117	9.197	9.200	(1.000)	1506395	50.0000	
43 Chlorobenzene	112	9.236	9.229	(1.004)	1521994	51.8803	60
\$ 50 Bromofluorobenzene	95	10.556	10.549	(1.148)	739233	49.4750	57

SB  
5/25/05

Data File: \\AVOGADRO\ORGANICS\organic\voa\V5.i\050513.B\V5F9952.D  
Report Date: 25-May-2005 12:11

QC Flag Legend

- a - Target compound detected but, quantitated amount  
Below Limit Of Quantitation(BLOQ).
- A - Target compound detected but, quantitated amount  
exceeded maximum amount.

1A  
VOLATILE ORGANICS ANALYSIS DATA SHEET

EPA SAMPLE NO.

B-390MSD

Lab Name: MITKEM CORPORATION

Contract: \_\_\_\_\_

Lab Code: MITKEM

Case No.: \_\_\_\_\_

SAS No.: \_\_\_\_\_

SDG No.: MD0529

Matrix: (soil/water) SOIL

Lab Sample ID: D0529-01CMSD

Sample wt/vol: 5.0(g/mL) G

Lab File ID: V5F9953

Level: (low/med) LOW

Date Received: 05/07/05

% Moisture: not dec. 17

Date Analyzed: 05/13/05

GC Column: DB-624 ID: 0.25 (mm)

Dilution Factor: 1.0

Soil Extract Volume: \_\_\_\_\_ (mL)

Soil Aliquot Volume: \_\_\_\_\_ (uL)

CAS NO. COMPOUND

CONCENTRATION UNITS:  
(ug/L or ug/Kg) UG/KG Q

75-71-8	Dichlorodifluoromethane	12	U
74-87-3	Chloromethane	12	U
75-01-4	Vinyl Chloride	12	U
74-83-9	Bromomethane	12	U
75-00-3	Chloroethane	12	U
75-69-4	Trichlorofluoromethane	12	U
75-35-4	1,1-Dichloroethene	63	
76-13-1	1,1,2-Trichloro-1,2,2-trifluoroethane	12	U
67-64-1	Acetone	12	U
75-15-0	Carbon Disulfide	12	U
79-20-9	Methyl Acetate	12	U
75-09-2	Methylene Chloride	5	J
156-60-5	trans-1,2-Dichloroethene	12	U
1634-04-4	Methyl tert-Butyl Ether	12	U
75-34-3	1,1-Dichloroethane	12	U
156-59-2	cis-1,2-Dichloroethene	2	J
78-93-3	2-Butanone	12	U
67-66-3	Chloroform	12	U
71-55-6	1,1,1-Trichloroethane	12	U
110-82-7	Cyclohexane	12	U
56-23-5	Carbon Tetrachloride	12	U
71-43-2	Benzene	69	
107-06-2	1,2-Dichloroethane	12	U

1B  
VOLATILE ORGANICS ANALYSIS DATA SHEET

EPA SAMPLE NO.

B-390MSD

Lab Name: MITKEM CORPORATION

Contract: \_\_\_\_\_

Lab Code: MITKEM Case No.: \_\_\_\_\_

SAS No.: \_\_\_\_\_ SDG No.: MD0529

Matrix: (soil/water) SOIL

Lab Sample ID: D0529-01CMSD

Sample wt/vol: 5.0(g/mL) G

Lab File ID: V5F9953

Level: (low/med) LOW

Date Received: 05/07/05

% Moisture: not dec. 17

Date Analyzed: 05/13/05

GC Column: DB-624 ID: 0.25 (mm)

Dilution Factor: 1.0

Soil Extract Volume: \_\_\_\_\_ (mL)

Soil Aliquot Volume: \_\_\_\_\_ (uL)

CAS NO. COMPOUND

CONCENTRATION UNITS:  
(ug/L or ug/Kg) UG/KG Q

79-01-6	Trichloroethene	72	
108-87-2	Methylcyclohexane	12	U
78-87-5	1,2-Dichloropropane	12	U
75-27-4	Bromodichloromethane	12	U
10061-01-5	cis-1,3-Dichloropropene	12	U
108-10-1	4-Methyl-2-Pentanone	12	U
108-88-3	Toluene	64	
10061-02-6	trans-1,3-Dichloropropene	12	U
79-00-5	1,1,2-Trichloroethane	12	U
127-18-4	Tetrachloroethene	1500	E
591-78-6	2-Hexanone	12	U
124-48-1	Dibromochloromethane	12	U
106-93-4	1,2-Dibromoethane	12	U
108-90-7	Chlorobenzene	62	
100-41-4	Ethylbenzene	12	U
1330-20-7	Xylene (Total)	12	U
100-42-5	Styrene	12	U
75-25-2	Bromoform	12	U
98-82-8	Isopropylbenzene	12	U
79-34-5	1,1,2,2-Tetrachloroethane	12	U
541-73-1	1,3-Dichlorobenzene	12	U
106-46-7	1,4-Dichlorobenzene	12	U
95-50-1	1,2-Dichlorobenzene	12	U
96-12-8	1,2-Dibromo-3-chloropropane	12	U
120-82-1	1,2,4-Trichlorobenzene	12	U

Data File: \\AVOCADRO\ORGANICS\organic\voa\5.1\050513.B\VF9953.D

Date: 13-MAY-2005 16:52

Client ID: B-390MSD

Sample Info: ,D0529-01CHSD,,18114

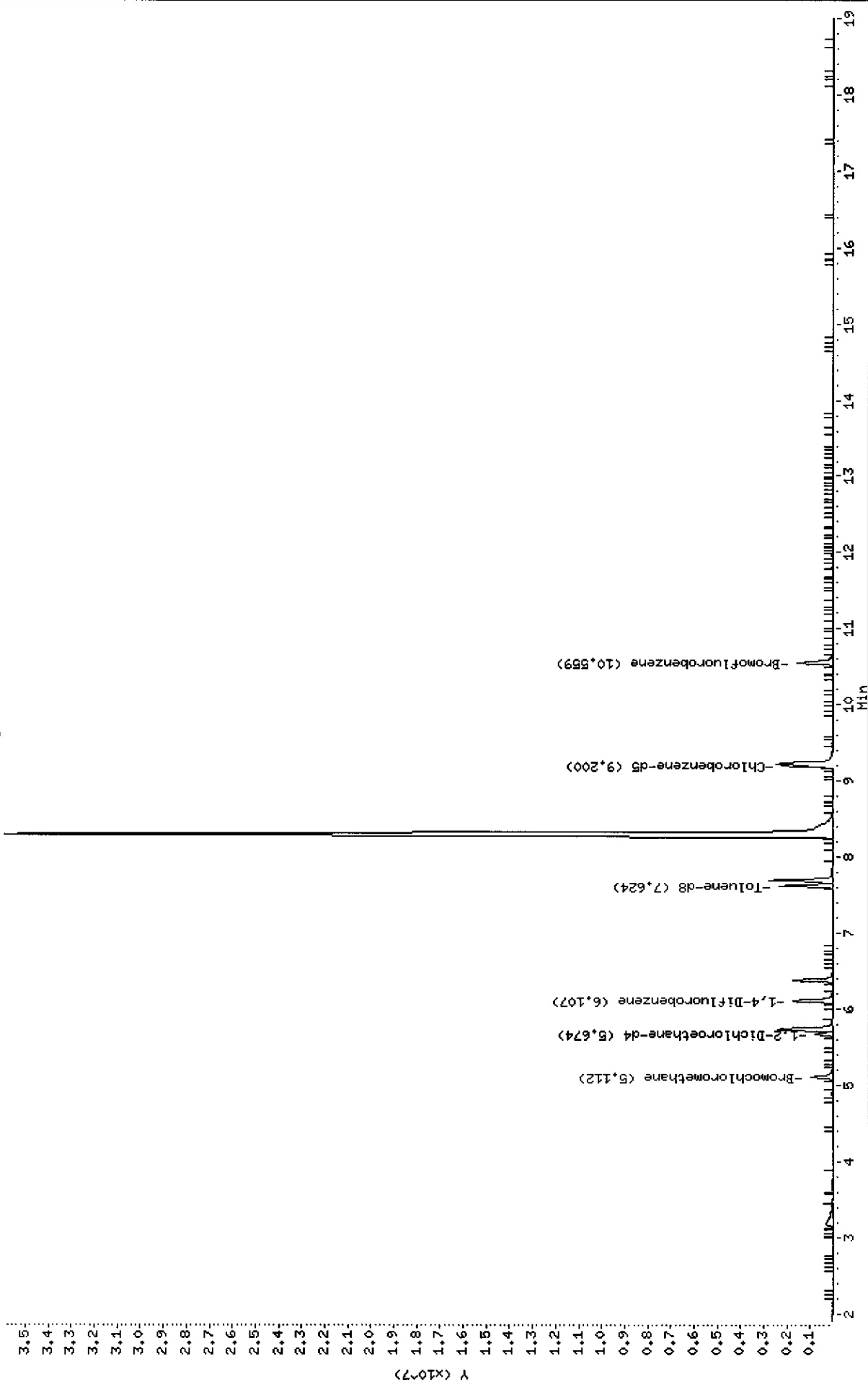
Column phase: DB-624

Instrument: v5.1

Operator: JC SRC: LIMS

Column diameter: 0.25

\\AVOCADRO\ORGANICS\organic\voa\5.1\050513.B\VF9953.D



Data File: \\AVOGADRO\ORGANICS\organic\voa\V5.i\050513.B\V5F9953.D  
 Report Date: 25-May-2005 12:11

Mitkem Corporation

CLP OLM 3/4.X / ASP 95-1 Low Soil - Heated Purge  
 Data file : \\AVOGADRO\ORGANICS\organic\voa\V5.i\050513.B\V5F9953.D  
 Lab Smp Id: D0529-01CMSD Client Smp ID: B-390MSD  
 Inj Date : 13-MAY-2005 16:52  
 Operator : JC SRC: LIMS Inst ID: v5.i  
 Smp Info : ,D0529-01CMSD,,18114  
 Misc Info :  
 Comment :  
 Method : \\AVOGADRO\ORGANICS\organic\voa\V5.i\050513.B\v5clp4h.m  
 Meth Date : 25-May-2005 10:43 mtl Quant Type: ISTD  
 Cal Date : 13-MAY-2005 10:09 Cal File: V5F9941.D ✓  
 Als bottle: 13 QC Sample: MSD ✓  
 Dil Factor: 1.00000  
 Integrator: HP RTE Compound Sublist: CLP4.sub  
 Target Version: 4.03  
 Processing Host: TARGET3

Concentration Formula:  $\text{Amt} * \text{DF} * \text{Uf} * 5 / (\text{Ws} * (100 - \text{M}) / 100)$

Name	Value	Description
DF	1.000	Dilution Factor
Uf	1.000	ng unit correction factor
Ws	5.000	Weight of sample (g)
M	17.000	% Moisture (not decanted)

Compounds	QUANT SIG MASS	RT	EXP RT	REL RT	RESPONSE	CONCENTRATIONS	
						ON-COLUMN ( ug/L)	FINAL (ug/Kg)
7 1,1-Dichloroethene	96	3.192	3.182	(0.624)	437889	52.0633	63
12 Methylene Chloride	84	3.645	3.645	(0.713)	43597	3.89317	5 (a)
17 cis-1,2-Dichloroethene	96	4.886	4.876	(0.956)	17904	1.51336	2 (a)
* 18 Bromochloromethane	128	5.112	5.112	(1.000)	335369	50.0000	
\$ 23 1,2-Dichloroethane-d4	65	5.674	5.674	(1.110)	681558	49.3669	59
25 Benzene	78	5.733	5.733	(0.939)	2628313	57.5539	69
* 26 1,4-Difluorobenzene	114	6.107	6.107	(1.000)	1650884	50.0000	
27 Trichloroethene	130	6.373	6.373	(1.044)	736212	59.7269	72
\$ 33 Toluene-d8	98	7.624	7.624	(0.829)	1792601	49.5173	60
34 Toluene	91	7.693	7.693	(0.836)	2330852	53.4034	64
37 Tetrachloroethene	164	8.294	8.294	(0.902)	12309685	1274.79	1500 (A)
* 42 Chlorobenzene-d5	117	9.200	9.200	(1.000)	1494050	50.0000	
43 Chlorobenzene	112	9.230	9.229	(1.003)	1499375	51.5316	62
\$ 50 Bromofluorobenzene	95	10.549	10.549	(1.147)	745626	50.3152	61

Ⓟ  
5/25/05



Data File: \\AVOGADRO\ORGANICS\organic\voa\V5.i\050513.B\V5F9953.D  
Report Date: 25-May-2005 12:11

QC Flag Legend

- a - Target compound detected but, quantitated amount  
Below Limit Of Quantitation(BLOQ).
- A - Target compound detected but, quantitated amount  
exceeded maximum amount.

1A  
VOLATILE ORGANICS ANALYSIS DATA SHEET

EPA SAMPLE NO.

B-390DLMS

Lab Name: MITKEM CORPORATION Contract: \_\_\_\_\_

Lab Code: MITKEM Case No.: \_\_\_\_\_ SAS No.: \_\_\_\_\_ SDG No.: MD0529

Matrix: (soil/water) SOIL Lab Sample ID: D0529-01CDLMS

Sample wt/vol: 4.0 (g/mL) G Lab File ID: V6D6157

Level: (low/med) MED Date Received: 05/07/05

% Moisture: not dec. 17 Date Analyzed: 05/16/05

GC Column: DB-624 ID: 0.25 (mm) Dilution Factor: 1.0

Soil Extract Volume: 10000 (uL) Soil Aliquot Volume: 100 (uL)

CONCENTRATION UNITS:  
(ug/L or ug/Kg) UG/KG Q

CAS NO. COMPOUND

75-71-8	Dichlorodifluoromethane	1500	U
74-87-3	Chloromethane	1500	U
75-01-4	Vinyl Chloride	1500	U
74-83-9	Bromomethane	1500	U
75-00-3	Chloroethane	1500	U
75-69-4	Trichlorofluoromethane	1500	U
75-35-4	1,1-Dichloroethene	6300	D
76-13-1	1,1,2-Trichloro-1,2,2-trifluoroethane	1500	U
67-64-1	Acetone	1500	U
75-15-0	Carbon Disulfide	1500	U
79-20-9	Methyl Acetate	1500	U
75-09-2	Methylene Chloride	1500	U
156-60-5	trans-1,2-Dichloroethene	1500	U
1634-04-4	Methyl tert-Butyl Ether	1500	U
75-34-3	1,1-Dichloroethane	1500	U
156-59-2	cis-1,2-Dichloroethene	1500	U
78-93-3	2-Butanone	1500	U
67-66-3	Chloroform	1500	U
71-55-6	1,1,1-Trichloroethane	1500	U
110-82-7	Cyclohexane	1500	U
56-23-5	Carbon Tetrachloride	1500	U
71-43-2	Benzene	7800	D
107-06-2	1,2-Dichloroethane	1500	U

1B  
VOLATILE ORGANICS ANALYSIS DATA SHEET

EPA SAMPLE NO.

B-390DLMS

Lab Name: MITKEM CORPORATION Contract: \_\_\_\_\_

Lab Code: MITKEM Case No.: \_\_\_\_\_ SAS No.: \_\_\_\_\_ SDG No.: MD0529

Matrix: (soil/water) SOIL Lab Sample ID: D0529-01CDLMS

Sample wt/vol: 4.0 (g/mL) G Lab File ID: V6D6157

Level: (low/med) MED Date Received: 05/07/05

% Moisture: not dec. 17 Date Analyzed: 05/16/05

GC Column: DB-624 ID: 0.25 (mm) Dilution Factor: 1.0

Soil Extract Volume: 10000 (uL) Soil Aliquot Volume: 100 (uL)

CONCENTRATION UNITS:  
(ug/L or ug/Kg) UG/KG Q

CAS NO.	COMPOUND		
79-01-6	Trichloroethene	7100	D
108-87-2	Methylcyclohexane	1500	U
78-87-5	1,2-Dichloropropane	1500	U
75-27-4	Bromodichloromethane	1500	U
10061-01-5	cis-1,3-Dichloropropene	1500	U
108-10-1	4-Methyl-2-Pentanone	1500	U
108-88-3	Toluene	7900	D
10061-02-6	trans-1,3-Dichloropropene	1500	U
79-00-5	1,1,2-Trichloroethane	1500	U
127-18-4	Tetrachloroethene	14000	D
591-78-6	2-Hexanone	1500	U
124-48-1	Dibromochloromethane	1500	U
106-93-4	1,2-Dibromoethane	1500	U
108-90-7	Chlorobenzene	8100	D
100-41-4	Ethylbenzene	1500	U
1330-20-7	Xylene (Total)	1500	U
100-42-5	Styrene	1500	U
75-25-2	Bromoform	1500	U
98-82-8	Isopropylbenzene	1500	U
79-34-5	1,1,2,2-Tetrachloroethane	1500	U
541-73-1	1,3-Dichlorobenzene	1500	U
106-46-7	1,4-Dichlorobenzene	1500	U
95-50-1	1,2-Dichlorobenzene	1500	U
96-12-8	1,2-Dibromo-3-chloropropane	1500	U
120-82-1	1,2,4-Trichlorobenzene	1500	U

Data File: \\AVOCADRO\ORGANICS\organic\voa\W6.i\050516.B\W6D6157.D

Date : 16-MAY-2005 19:14

Client ID: B-390DLMS

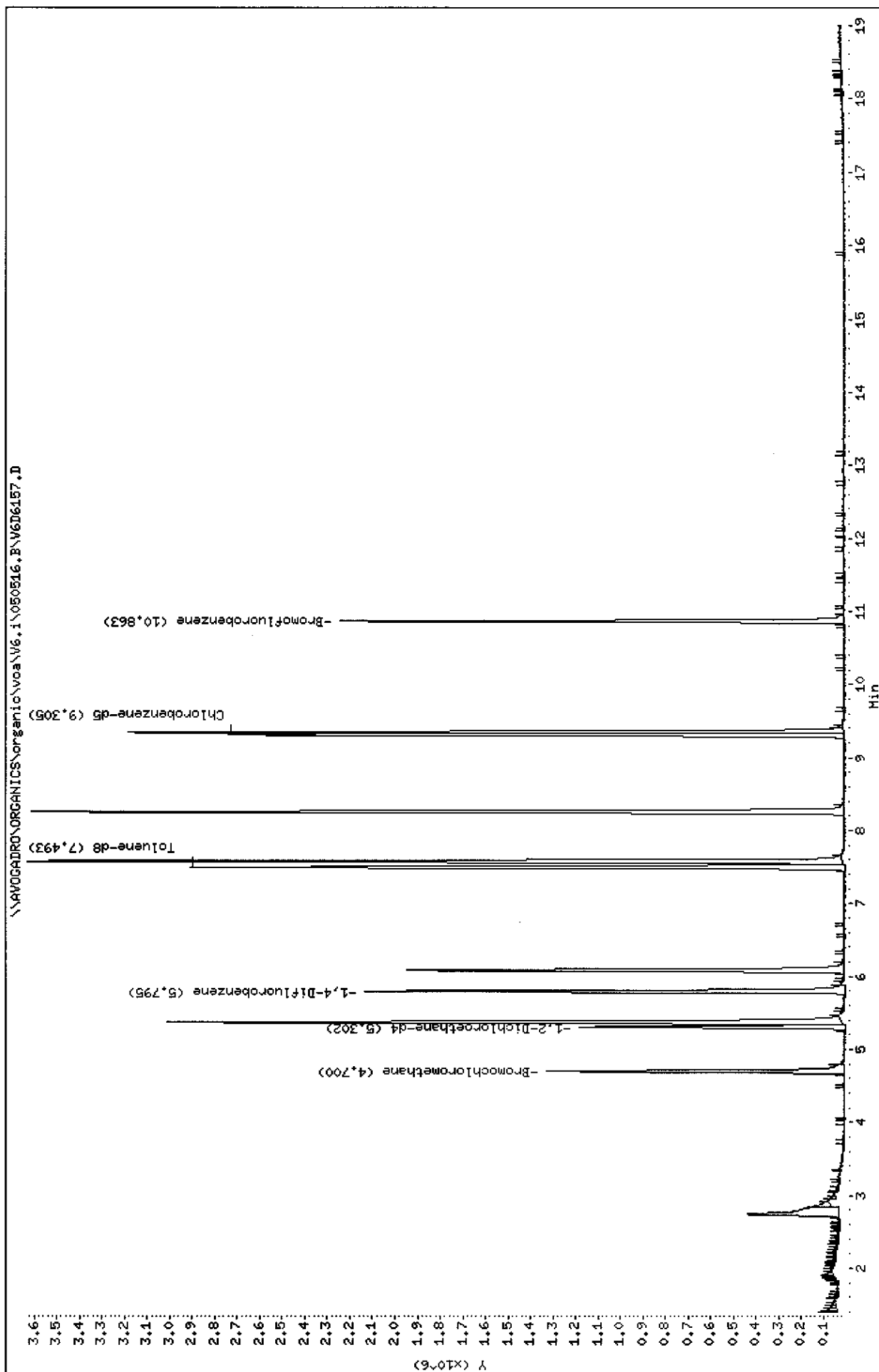
Sample Info: ,D0529-01CDLMS,,18128

Column phase: DB-624

Instrument: V6.i

Operator: V6 SRC: V6

Column diameter: 0.25



Data File: \\AVOGADRO\ORGANICS\organic\voa\V6.i\050516.B\V6D6157.D  
Report Date: 31-May-2005 09:54

Mitkem Corporation

CLP OLM4.X - Water and Medium Soils

Data file : \\AVOGADRO\ORGANICS\organic\voa\V6.i\050516.B\V6D6157.D  
Lab Smp Id: D0529-01CDLMS Client Smp ID: B-390DLMS  
Inj Date : 16-MAY-2005 19:14  
Operator : V6 SRC: V6 Inst ID: V6.i  
Smp Info : ,D0529-01CDLMS,,18128  
Misc Info : ,1,2  
Comment :  
Method : \\AVOGADRO\ORGANICS\organic\voa\V6.i\050516.B\v6clp4s.m  
Meth Date : 25-May-2005 11:36 mtl Quant Type: ISTD  
Cal Date : 16-MAY-2005 10:18 Cal File: V6D6141.D  
Als bottle: 11 QC Sample: MS  
Dil Factor: 1.00000  
Integrator: HP RTE Compound Sublist: CLP4.sub  
Target Version: 4.03  
Processing Host: TARGET6

Concentration Formula:

$$\text{Amt} * \text{DF} * \text{Uf} * ((\text{Vt} + \text{Ws} * \text{M} / 100) * 5) / (\text{Va} * \text{Ws} * ((100 - \text{M}) / 100))$$

Name	Value	Description
DF	1.000	Dilution Factor
Uf	1.000	ng unit correction factor
Ws	4.000	Weight of sample extracted (g)
M	17.000	% Moisture (not decanted)
Vt	10000.000	Methanol extract volume (uL)
Va	100.000	Aliquot of methanol (uL)

Compounds	QUANT SIG	RT	EXP RT	REL RT	RESPONSE	CONCENTRATIONS	
						ON-COLUMN ( ug/L)	FINAL (ug/Kg)
7 1,1-Dichloroethene	96	2.741	2.760	(0.583)	443811	41.9536	6300
* 18 Bromochloromethane	128	4.700	4.700	(1.000)	369893	50.0000	
\$ 23 1,2-Dichloroethane-d4	65	5.303	5.302	(1.128)	957651	44.7075	6700
25 Benzene	78	5.369	5.375	(0.927)	2928534	51.9873	7800
* 26 1,4-Difluorobenzene	114	5.795	5.795	(1.000)	1857421	50.0000	
27 Trichloroethene	130	6.081	6.087	(1.049)	743786	47.1655	7100
\$ 33 Toluene-d8	98	7.492	7.492	(0.805)	2185495	46.5889	7000
34 Toluene	91	7.572	7.572	(0.814)	3044383	52.7571	7900
37 Tetrachloroethene	164	8.253	8.259	(0.887)	1021804	92.5179	14000
* 42 Chlorobenzene-d5	117	9.305	9.305	(1.000)	1724237	50.0000	
43 Chlorobenzene	112	9.342	9.342	(1.004)	2106536	53.8846	8100
\$ 50 Bromofluorobenzene	95	10.863	10.863	(1.167)	867467	46.5181	7000

5/31/05

1A  
VOLATILE ORGANICS ANALYSIS DATA SHEET

EPA SAMPLE NO.

B-390DLMSD

Lab Name: MITKEM CORPORATION Contract: \_\_\_\_\_

Lab Code: MITKEM Case No.: \_\_\_\_\_ SAS No.: \_\_\_\_\_ SDG No.: MD0529

Matrix: (soil/water) SOIL Lab Sample ID: D0529-01CDLMSD

Sample wt/vol: 4.0(g/mL) G Lab File ID: V6D6158

Level: (low/med) MED Date Received: 05/07/05

% Moisture: not dec. 17 Date Analyzed: 05/16/05

GC Column: DB-624 ID: 0.25 (mm) Dilution Factor: 1.0

Soil Extract Volume: 10000(uL) Soil Aliquot Volume: 100(uL)

CONCENTRATION UNITS:  
(ug/L or ug/Kg) UG/KG Q

CAS NO.	COMPOUND		
75-71-8	Dichlorodifluoromethane	1500	U
74-87-3	Chloromethane	1500	U
75-01-4	Vinyl Chloride	1500	U
74-83-9	Bromomethane	1500	U
75-00-3	Chloroethane	1500	U
75-69-4	Trichlorofluoromethane	1500	U
75-35-4	1,1-Dichloroethene	7300	D
76-13-1	1,1,2-Trichloro-1,2,2-trifluoroethane	1500	U
67-64-1	Acetone	1500	U
75-15-0	Carbon Disulfide	1500	U
79-20-9	Methyl Acetate	1500	U
75-09-2	Methylene Chloride	1500	U
156-60-5	trans-1,2-Dichloroethene	1500	U
1634-04-4	Methyl tert-Butyl Ether	1500	U
75-34-3	1,1-Dichloroethane	1500	U
156-59-2	cis-1,2-Dichloroethene	1500	U
78-93-3	2-Butanone	1500	U
67-66-3	Chloroform	1500	U
71-55-6	1,1,1-Trichloroethane	1500	U
110-82-7	Cyclohexane	1500	U
56-23-5	Carbon Tetrachloride	1500	U
71-43-2	Benzene	8800	D
107-06-2	1,2-Dichloroethane	1500	U

1B  
VOLATILE ORGANICS ANALYSIS DATA SHEET

EPA SAMPLE NO.

B-390DLMSD

Lab Name: MITKEM CORPORATION Contract: \_\_\_\_\_

Lab Code: MITKEM Case No.: \_\_\_\_\_ SAS No.: \_\_\_\_\_ SDG No.: MD0529

Matrix: (soil/water) SOIL Lab Sample ID: D0529-01CDLMSD

Sample wt/vol: 4.0(g/mL) G Lab File ID: V6D6158

Level: (low/med) MED Date Received: 05/07/05

% Moisture: not dec. 17 Date Analyzed: 05/16/05

GC Column: DB-624 ID: 0.25 (mm) Dilution Factor: 1.0

Soil Extract Volume: 10000(uL) Soil Aliquot Volume: 100(uL)

CONCENTRATION UNITS:  
(ug/L or ug/Kg) UG/KG Q

CAS NO.	COMPOUND		
79-01-6	Trichloroethene	8000	D
108-87-2	Methylcyclohexane	1500	U
78-87-5	1,2-Dichloropropane	1500	U
75-27-4	Bromodichloromethane	1500	U
10061-01-5	cis-1,3-Dichloropropene	1500	U
108-10-1	4-Methyl-2-Pentanone	1500	U
108-88-3	Toluene	8800	D
10061-02-6	trans-1,3-Dichloropropene	1500	U
79-00-5	1,1,2-Trichloroethane	1500	U
127-18-4	Tetrachloroethene	12000	D
591-78-6	2-Hexanone	1500	U
124-48-1	Dibromochloromethane	1500	U
106-93-4	1,2-Dibromoethane	1500	U
108-90-7	Chlorobenzene	8800	D
100-41-4	Ethylbenzene	1500	U
1330-20-7	Xylene (Total)	1500	U
100-42-5	Styrene	1500	U
75-25-2	Bromoform	1500	U
98-82-8	Isopropylbenzene	1500	U
79-34-5	1,1,2,2-Tetrachloroethane	1500	U
541-73-1	1,3-Dichlorobenzene	1500	U
106-46-7	1,4-Dichlorobenzene	1500	U
95-50-1	1,2-Dichlorobenzene	1500	U
96-12-8	1,2-Dibromo-3-chloropropane	1500	U
120-82-1	1,2,4-Trichlorobenzene	1500	U

Data File: \\AVOCADRO\ORGANICS\organic\voa\V6.i\050516.B\6D6158.D

Date : 16-MAY-2005 19:41

Client ID: B-390DLMSD

Sample Info: ,D0529-01CDLMSD,,18128


Column phase: DB-624

Instrument: V6.i

Operator: V6 SRC: V6

Column diameter: 0.25

\\AVOCADRO\ORGANICS\organic\voa\V6.i\050516.B\6D6158.D





Data File: \\AVOGADRO\ORGANICS\organic\voa\V6.i\050516.B\V6D6158.D  
 Report Date: 31-May-2005 09:54

Mitkem Corporation

CLP OLM4.X - Water and Medium Soils

Data file : \\AVOGADRO\ORGANICS\organic\voa\V6.i\050516.B\V6D6158.D  
 Lab Smp Id: D0529-01CDLMSD Client Smp ID: B-390DLMSD  
 Inj Date : 16-MAY-2005 19:41  
 Operator : V6 SRC: V6 Inst ID: V6.i  
 Smp Info : ,D0529-01CDLMSD,,18128  
 Misc Info : ,1,2  
 Comment :  
 Method : \\AVOGADRO\ORGANICS\organic\voa\V6.i\050516.B\v6clp4s.m  
 Meth Date : 25-May-2005 11:36 mtl Quant Type: ISTD  
 Cal Date : 16-MAY-2005 10:18 Cal File: V6D6141.D  
 Als bottle: 12 QC Sample: MSD  
 Dil Factor: 1.00000  
 Integrator: HP RTE Compound Sublist: CLP4.sub  
 Target Version: 4.03  
 Processing Host: TARGET6

Concentration Formula:

$$\text{Amt} * \text{DF} * \text{Uf} * ((\text{Vt} + \text{Ws} * \text{M} / 100) * 5) / (\text{Va} * \text{Ws} * ((100 - \text{M}) / 100))$$

Name	Value	Description
DF	1.000	Dilution Factor
Uf	1.000	ng unit correction factor
Ws	4.000	Weight of sample extracted (g)
M	17.000	% Moisture (not decanted)
Vt	10000.000	Methanol extract volume (uL)
Va	100.000	Aliquot of methanol (uL)

Compounds	QUANT SIG	RT	EXP RT	REL RT	RESPONSE	CONCENTRATIONS	
						ON-COLUMN ( ug/L)	FINAL (ug/Kg)
7 1,1-Dichloroethene	96	2.738	2.760	(0.583)	495128	48.5966	7300
* 18 Bromochloromethane	128	4.697	4.700	(1.000)	356254	50.0000	
\$ 23 1,2-Dichloroethane-d4	65	5.299	5.302	(1.128)	994976	48.2283	7300
25 Benzene	78	5.372	5.375	(0.928)	3166535	58.1556	8800
* 26 1,4-Difluorobenzene	114	5.792	5.795	(1.000)	1795355	50.0000	
27 Trichloroethene	130	6.084	6.087	(1.050)	807266	52.9606	8000
\$ 33 Toluene-d8	98	7.489	7.492	(0.805)	2344996	50.6418	7600
34 Toluene	91	7.575	7.572	(0.814)	3314391	58.1861	8800
37 Tetrachloroethene	164	8.256	8.259	(0.888)	898395	82.4062	12000
* 42 Chlorobenzene-d5	117	9.302	9.305	(1.000)	1702012	50.0000	
43 Chlorobenzene	112	9.345	9.342	(1.005)	2253806	58.4046	8800
\$ 50 Bromofluorobenzene	95	10.860	10.863	(1.167)	888436	48.2647	7300

SB  
5/31/05

# MILKREEM CORPORATION: VOLATILES RECEIVING LOGBOOK

Vol Log Date	Workorder	Client	Sample Numbers	Relinquished By	Refrigerator ID	Comments
5/09/05	D0529	DAY	01-03	JH	R-4	25015-1 HCP
5/9/05	D0538	Ensaf	01-09	E	R-10	
5/9/05	D0532	GRANIC	01-04	E	R-10	
5/10/05	D0536	Maguire	01	SB	R4	72hr TAT
	D0522	Ensaf	12-18	SB	R10	(Sp1 #18 run at DL)
	D0521	Berger	19-20		R4	
	D0538	Tectonic	01-04		R10	04 = AQTB
	D0537	Berger	01-12		R4	
	D0539	CH2M Hill	01-09	SB	R4	only 1 used for -03B
5.10.05	D0483	GRN	08-09	DT	R4	
5.10.05	D0540	CDM	01-02	TH	R4	
5.11.05	D0542	EnviroTech	01-03	JH	R-4	
5.11.05	D0541	TRC	01-08, 12-14, 10	JN	R-10	
5-11-05	D0540	RIRRC	05.04.05	IC	R4	
5-12-05	D0546	RIRRC	01-04	IC	R4	

5-12-05

## ***Percent Moisture and Percent Solids Report***

<i><b>Mitkem Sample ID</b></i>	<i><b>Client Sample ID</b></i>	<i><b>Analyzed</b></i>	<i><b>Percent Moisture</b></i>	<i><b>Percent Solids</b></i>	<i><b>Validated</b></i>
<i>D0529-01A</i>	<i>B-3 (9.0')</i>	05/13/2005	17	83	Yes
<i>D0529-02A</i>	<i>B-3 (3.0')</i>	05/13/2005	13	87	Yes

## MITKEM CORPORATION: Volatile Organics Low/Medium Level Soil Extraction Log

Date	Lab ID	Analysis	Initial Wt. (g)	Final Wt. (g)	Sample Wt. (g)	Extraction Volume (mL)	Sample Type	Solvent / Lot. #	Comments	Analyst
12/10/05	D0515 - 2082	8260	34,69	41,46	6,8	5ml	B			LG
	D0515 - 04 BRE 2082		35,55	42,98	7,4					
	D0515 - 08 BRE 2082		34,38	38,82	4,4					
	D0515 - 09 BRE 2082		34,65	42,67	8,0					
	D0515 - 11 BRE 2082		34,44	41,83	7,4					
	D0515 - 12 BRE 2082		34,71	41,08	6,4					
	D0515 - 13 BRE 2082		34,66	41,74	7,1					
	D0515 - 14 BRE 2082		34,53	40,68	6,2					
	D0515 - 15 BRE 2082	8260	34,66	41,13	6,5	5ml	B			LG
	D0516 - 01 B	8260	35,20	39,09	3,9	5ml	B			LG
	D0516 - 02 B		34,84	41,78	6,9					
	D0516 - 06 B		34,66	42,88	8,2					
11/3/05	D0516 - 07 B	8260	34,56	34,56	0	5ml	B			LG
11/3/05	D0529 01 C	OLM	N/A	N/A	5.1 ✓	5ml	E	H <sub>2</sub> O/N/A		JC
11/3/05	D0529 01 Cms	OLM	N/A	N/A	5.2 ✓	5ml	E	H <sub>2</sub> O/N/A		JC
11/3/05	D0529 01 Cmsq	OLM	N/A	N/A	5.0 ✓	5ml	E	H <sub>2</sub> O/N/A		JC

Sample Type: A. MeOH Pre-preserved; B. DI H<sub>2</sub>O/Freeze; C. NaHSO<sub>4</sub> Pre-preserved; D. Encore; E. Unpreserved Jars

Logbook ID: 90.0189-03/05

Reviewed By: SB 5/19/05

# MITKEM CORPORATION: Volatile Organics Low/Medium Level Soil Extraction Log

Date	Lab ID	Analysis	Initial Wt. (g)	Final Wt. (g)	Sample Wt. (g)	Extraction Volume (mL)	Sample Type	Solvent / Lot. #	Comments	Analyst
5/13/05	D0525-02A	OLM	N/A	N/A	1.0 ✓	5 mL	E	H <sub>2</sub> O/N/A	Strong smell	JC
5/13/05	D0501-07D	VPH	34.65	40.68	6.0	10 mL	A		1.0 mL SS added	(SB)
			35.09	40.94	5.9				1.0 mL SS added	
			35.02	46.43	11.4				2.0 mL SS added	
			34.84	40.78	5.9				1.0 mL SS added	
			35.04	46.09	11.1				2.0 mL SS added	
			34.69	45.72	11.0				2.0 mL SS added	
			34.76	39.29	4.5				1.0 mL SS added	
✓		✓	35.08	46.21	11.1	✓	✓		2.0 mL SS added	✓
5/13/05	D0501-19D	VPH	34.79	45.90	11.1	10 mL	A		2.0 mL SS added	(SB)
5/16/05	D0556-01A	8260	N/A	N/A	5.0	5 mL	B			LG
	D0556-02A				5.1					
	D0538-01A				5.0					
					5.1					
5/16/05	D0538-03A	8260	N/A	N/A	5.1	5 mL	B			LG
5/16/05	D0556-02AMS	8260	N/A	N/A	5.1	5 mL	B			LG

Sample Type: A. MeOH Pre-preserved; B. DI H<sub>2</sub>O/Freeze; C. NaHSO<sub>4</sub> Pre-preserved; D. Encore; E. Unpreserved Jars

Logbook ID: 90.0189-03/05

Reviewed By: (SB) 5/19/05

# MITKEM CORPORATION: Volatile Organics Low/Medium Level Soil Extraction Log

Date	Lab ID	Analysis	Initial Wt. (g)	Final Wt. (g)	Sample Wt. (g)	Extraction Volume (mL)	Sample Type	Solvent / Lot. #	Comments	Analyst
5/16/05	D0529-01A	OLM	n/a	n/a	4.0 ✓	10mL ✓	E	MeOH/045850		SB
↓	↓	↓	↓	↓	4.0 ✓	↓	↓	↓		↓
↓	↓	↓	↓	↓	4.0 ✓	↓	↓	↓		↓
5/16/05	D0529-02A	OLM	n/a	n/a	4.1 ✓	10mL ✓	E	MeOH/045850		SB
5/18/05	D0577-01C	OLM	N/A	N/A	6.4	5mL	P	H <sub>2</sub> O	1-2	LG
↓	↓	↓	↓	↓	6.3	↓	↓	↓	2-2	↓
↓	↓	↓	↓	↓	6.1	↓	↓	↓		↓
↓	↓	↓	↓	↓	5.9	↓	↓	↓	1-2	↓
↓	↓	↓	↓	↓	6.4	↓	↓	↓	2-2	↓
↓	↓	↓	↓	↓	5.9	↓	↓	↓		↓
↓	↓	↓	↓	↓	5.7	↓	↓	↓	1-2	↓
↓	↓	↓	↓	↓	5.8	↓	↓	↓	2-2	↓
↓	↓	↓	↓	↓	5.7	↓	↓	↓		↓
↓	↓	↓	↓	↓	5.9	↓	↓	↓	1-2	↓
↓	↓	↓	↓	↓	5.7	↓	↓	↓	2-2	↓
5/18/05	D0577-04D	OLM	N/A	N/A	5.6	5mL	P	H <sub>2</sub> O		LG

Sample Type: A. MeOH Pre-preserved; B. DI H<sub>2</sub>O/Freeze; C. NaHSO<sub>4</sub> Pre-preserved; D. Encore; E. Unpreserved Jars

Logbook ID: 90.0189-03/05

Reviewed By: SB 5/19/05

DATE: 4-13-05

INSTRUMENT V5  
INJECTION LOGMITKEM CORPORATION  
VOLATILES LABORATORY

METHOD: V5CLP4H

CAL ID: V6050314A-SS

ANALYST: JC

INITIAL CAL:

IS/SS ID: V6050314B-SS

ARCHIVE:

4-13-05

COMMENTS:

AS #	FILE	MITKEM ID	CLIENT ID	SAMPLE SIZE	DIL	COMMENTS	IS	SS	pH
	V5F94 75	BFB52	BFB52	2ul	-	Planned 10:45			
	76	VSTD05052	VSTD05052	5ml	-				
	77	VSTD01052	VSTD01052		-	Seal for			
	78	VSTD20052	VSTD20052		-	OLM 4.3 low lat			
	79	VSTD10052	VSTD10052		-				
	V5F94 80	VSTD02052	VSTD02052	5ml	-				
N/A 4-13-05									
COPY									
Original Documents Are Included in CSF									
Signed: _____ Date: _____									

DATE: 5-13-05

INSTRUMENT V5  
INJECTION LOGMITKEM CORPORATION  
VOLATILES LABORATORYMETHOD: ~~V28260~~

CAL ID: VW050512B-IS

ANALYST: JC

INITIAL CAL: V5CLP4H

IS/SS ID: VW050512C-SS

ARCHIVE:

4-13-05

VW050512A-STD

COMMENTS:

AS #	FILE	MITKEM ID	CLIENT ID	SAMPLE SIZE	DIL.	COMMENTS	IS	SS	pH	
	V5F99	40	BFB5L	BFB5L	2ml	-	Passed 9:26			
		41	VSTD0505L	VSTD0505L	5ml	-	OK			
		42	MB-18114	VBLK5L	5ml	-	OK	✓	✓	
		43	LC5-18114	V5LLCS	5ml	-	OK	✓	✓	
		44	D0523 01C	B-190	5.1g	-	OK	✓	✓	
		45	↓ 03A	B-650	5.0g	-	OK	✓	✓	
		46	↓ 04A	B-7140	5.0g	-	OK	✓	✓	
		47	D0523 02A	B-440	1.0g	-	OK	TICSA ✓	✓	
		48	VHBLK5L	VHBLK5L	5ml	-		✓	✓	
		49	VHBLK5L	VHBLK5L	5ml	-	OK	✓	✓	
		50	VHBLK5L	VHBLK5L	5ml	-	OK	✓	✓	
		51	D0529 01C	B-390	5.1g	-	PLC 1031 r r m.L.	✓	✓	
		52	↓ 01CMB	B-390ms	5.2g	-	PLC 1198 r r m.L.	✓	✓	
		53	↓ 01CMB	B-390ms	5.0g	-	PLC 1274 r r m.L.	✓	✓	
		54	D0529 02A	B-330	1.0g	-	TLC 1134 r r m.L. TICSA ✓	✓	✓	5/16/05
		55	VHBLK5m	VHBLK5m	5ml	-	not used	✓	✓	
		56	↓	↓	↓	↓		✓	✓	
		57	↓	↓	↓	↓		✓	✓	
		58	↓	↓	↓	↓		✓	✓	
		59	↓	↓	↓	↓		✓	✓	
	V5F99	60	VHBLK5m	VHBLK5m	5ml	-	20139	✓	✓	
N/A										
5/16/05										



Instrument V 6  
Injection Log

Milkem Corporation  
Volatiles Laboratory

METHOD: V6CLP45

CAL ID: VW050512A - STD

ANALYST: (SB)

INITIAL CAL: 5/12/05

IS/SS ID: VW050512B - IS

DATE: 5/12/05

COMMENTS:

VW050512C - SS

DATE PRINTED: \_\_\_\_\_

VW050512D - LCS

DATE LOADED: \_\_\_\_\_

VW050512E - ICV

AS #	FILE	MITKEM ID	CLIENT ID	SAMPLE SIZE	DIL	COMMENTS	IS	SS	pH
	V6D60 90	BFB6B	BFB6B	2ul	-	OK (09:37)			
	↓ 91	VSTD0506B	VSTD0506B	5ul	-				
	92	VSTD0106B	VSTD0106B	↓	-	NOT USED			
	93	VSTD2006B	VSTD2006B	↓	-				
	94	VSTD1006B	VSTD1006B	↓	-				
	95	VSTD0206B	VSTD0206B	↓	-				
	96	VSTD0106B	VSTD0106B	↓	-				
	97	ICV	ICV	↓	-	OK	✓	✓	
	98	VBLK6B	VBLK6B	↓	-	NOT USED	✓	#3 ↓	
	✓ 99	V6BLCS	V6BLCS	↓	-	NOT USED	✓	#3 ↓	
	V6D61 00	V6BLCSD	V6BLCSD	↓	-	Bad purge	✓	↓	
	V6D61 01	VBLK6B	VBLK6B	5ul	-	NOT USED	✓	#2 + 3 ↓	
<div style="position: absolute; top: 50%; left: 50%; transform: translate(-50%, -50%);"> <p>N/A (SB) 5/12/05</p> </div>									

**COPY**

Original Documents Are Included in CSF \_\_\_\_\_

Signed: \_\_\_\_\_ Date: \_\_\_\_\_

Instrument V 6  
Injection Log

Mitekem Corporation  
Volatiles Laboratory

METHOD: V6CLP45  
INITIAL CAL: 5/12/05

CAL ID: VW050512A-STD  
IS/SS ID: VW050512B-15

ANALYST: (SB)  
DATE: 5/13/05

COMMENTS:

VW050512C-SS  
VW050512D-LCS

DATE PRINTED: \_\_\_\_\_  
DATE LOADED: \_\_\_\_\_

AS #	FILE	MITKEM ID	CLIENT ID	SAMPLE SIZE	DIL	COMMENTS	IS	SS	pH	
	V6D61	10	BFB6C	BFB6C	2ul	-	OK (09:27)			
		11	VSTD0506C	VSTD0506C	5ml	-	RR - some out			
		12	VSTD0506C	VSTD0506C		-	OK			
		13	MB-18113	VBLK6C		-	OK	✓	✓	
		14	LCS-18113	V6CLCS		-	RR -	✓	#2↑	
		15	LCS-18113	V6CLCS		-	OK	✓	✓	
		16	D0539-03A	TB050905		-	OK	✓	✓	<2
		17	D0539-04A	FB050905		-	OK	✓	✓	
		18	D0404-07A	007GW2030405		-	OK	✓	✓	
		19	↓ 07AMS	007GW2030405MS		-	OK (3 out)	✓	✓	↓
		20	D0404-07AMSD	007GW2030405MSD		-	OK (2 out)	✓	✓	<2
		21	VHBLK6C	VHBLK6C		-	OK	✓	✓	
		22	D0539-05A	RB050905		-	OK	✓	✓	<2
		23	01A	013GW0020505		-	OK	✓	✓	
		24	02A	013GW9000505		-	OK	✓	✓	
		25	06A	013GW0010505		-	OK	✓	✓	
		26	↓ 06AMS	↓ MS			RR (all spikes high)	✓	✓	
		27	D0539-06AMSD	013GW0010505MSD		-	RR (all spikes high)	✓	✓	↓
		28	D0529-03A	Rinsate		-	OK	✓	✓	<2
		29	D0550-01A	MW-13		-	OK	✓	✓	~7
		30	VHBLK6C	VHBLK6C		-	OK	✓	✓	
	↓	31	↓	↓	↓	-	OK (21-23)	✓	✓	
	V6D61	32	VHBLK6C	VHBLK6C	5ml	-	n/a (OTT)			
N/A (SB) 5/16/05										

Instrument V 6  
Injection Log

Mitkem Corporation  
Volatiles Laboratory

METHOD: V6C1P4S  
INITIAL CAL: 5/16/05

CAL ID: VW050512A-STD  
IS/SS ID: VW050512B-IS

ANALYST: (SB)  
DATE: 5/16/05

COMMENTS: ML SOIL method modified  
to include MEOM extract plus soil  
moisture (SB)  
VW050512C-SS  
VW050512D-LCS  
VW050512E-ICV

DATE PRINTED: \_\_\_\_\_  
DATE LOADED: \_\_\_\_\_

AS #	FILE	MITKEM ID	CLIENT ID	SAMPLE SIZE	DIL	COMMENTS	IS	SS	pH	
	V6D61	40	BFB6D	BFB6D	2ul	-	OK (09:12)			
		41	VSTD0506D	VSTD0506D	5ml	-	} OLM 4.3 1CAL (AQ + M.L. Soil)			
		42	VSTD0106D	VSTD0106D		-				
		43	VSTD2006D	VSTD2006D		-				
		44	VSTD1006D	VSTD1006D		-				
		45	VSTD0206D	VSTD0206D	↓	-				
		46	ICV	ICV	5ml	-	RR (Some out)	✓	✓	
		47	MB-18127	VBLK6D	5ml	-	OK	✓	✓	
		48	MB-18128	VBLK6E	100ul/5ul	-	OK	✓	✓	
		49	LC8-18128	V6ELCS	100ul/5ul	-	OK	✓	✓	
		50	D0404-06A	007GW1040405	5ul	-	RR	✓	#3 ↓	< 2
		51	D0404-07A	007GW2030405		-	OK	✓	✓	< 2
		52	07AMS	↓ MS		-	NOT USED	✓	#3 ↓	
		53	07AMSD	007GW2030405MSD		-	NOT USED	✓	#2+3 ↓	
		54	D0404-06A	007GW1040405	↓	-	OK	✓	✓	
		55	VHBLK6D	VHBLK6D	5ml	-	OK	✓	✓	
		56	D0529-01AC	DL B-390 DL	100ul/5ul	-	OK (PCE: 95)	✓	✓	
		57	01AMS	B-390 MS		-	OK	✓	✓	
		58	01AMSD	B-390 MSD		-	OK	✓	✓	
		59	02A	B-330	↓	10	RR 50X (PCE: 685)	✓	✓	
		60	D0529-02A	B-330	100ul/5ul	2	RR 50X (PCE: 1733)	✓	#3 ↑	
		61	VHBLK6E	VHBLK6E	5ml	-	CONV OVER (20:54)	✓	✓	
		62	ICV	ICV	↓	-	NOT USED	✓	✓	
	↓	63	VHBLK6E	VHBLK6E	↓	-	NOT USED	-	-	
	V6D61	64	VHBLK6E	VHBLK6E	5ml	-	NOT USED	-	-	

Instrument V 6  
Injection Log

Mitkem Corporation  
Volatiles Laboratory

METHOD: V6CLP4S

CAL ID: VW050512A - STD

ANALYST: (S)

INITIAL CAL: 5/16/05

IS/SS ID: VW050516A - IS

DATE: 5/17/05

COMMENTS:

VW050516B - SS  
VW050516G - LCS

DATE PRINTED: \_\_\_\_\_

DATE LOADED: \_\_\_\_\_

AS #	FILE	MITKEM ID	CLIENT ID	SAMPLE SIZE	DIL	COMMENTS	IS	SS	pH	
	V6D61	70	BFB6F	BFB6F	2ul	-	OK (09:46)			
		71	VSTD0506F	VSTD0506F	5ml	-	OK			
		72	MB-18151	VBLK6F	5ml	-	OK	✓	✓	
		73	MB-18152	VBLK6G	100ul/5ml	-	OK	✓	✓	
		74	LCS-18151	V6FLCS	5ml	-	OK	✓	✓	
		75	D0529-02AD	B-330DL	100ul/5ml	50	OK	✓	✓	
		76	VHBLK6F	VHBLK6F	5ml	-	RR	✓	↓	
		77	VHBLK6F	VHBLK6F		-	OK	✓	✓	
		78	D0564-01A	TB-1		-	OK	✓	✓	~7
		79	02A	ASMW-6		-	OK	✓	✓	
		80	03A	ASMW-7		-	OK	✓	✓	
		81	04A	ASMW-4		-	RR (data file NG)			
		82	05A	ASMW-5		-	OK	✓	✓	
		83	07A	ASMW-2		-	OK (PCE: 43)	✓	✓	
		84	08A	ASMW-3		-	OK	✓	✓	
		85	06A	ASMW-1		-	OK (PCE: 29)	✓	✓	
		86	↓ 06AMS	ASMW-1MS		-	OK	✓	✓	↓
		87	D0564-06AMSD	ASMW-1MSD		-	OK (1 spike out ↑)	✓	✓	~7
		88	VHBLK6G	VHBLK6G		-	OK	✓	✓	
	↓	89	↓	↓	↓	-	OK	✓	✓	
	V6D61	90	VHBLK6G	VHBLK6G	5ml	-	OK (20:38)	✓	✓	
SBS N/A 5/17/05										

**MITKEM  
CORPORATION**

**\* Semivolatile Organics \***

2C  
WATER SEMIVOLATILE SURROGATE RECOVERY

Lab Name: MITKEM CORPORATION Contract: \_\_\_\_\_

Lab Code: MITKEM Case No.: \_\_\_\_\_ SAS No.: \_\_\_\_\_ SDG No.: MD0529

	EPA SAMPLE NO.	S1 (NBZ) #	S2 (FBP) #	S3 (TPH) #	S4 (PHL) #	S5 (2FP) #	S6 (TBP) #	S7 (2CP) #	S8 (DCB) #	TOT OUT
	=====	=====	=====	=====	=====	=====	=====	=====	=====	=====
01	SBLK1W	83	80	95	79	79	80	82	70	0
02	S1WLCS	85	80	96	73	75	91	74	63	0
03	S1WLCSD	84	74	93	74	71	84	67	57	0
04	RINSATE2	85	73	92	81	73	76	80	69	0
05										
06										
07										
08										
09										
10										
11										
12										
13										
14										
15										
16										
17										
18										
19										
20										
21										
22										
23										
24										
25										
26										
27										
28										
29										
30										

QC LIMITS

S1 (NBZ) = Nitrobenzene-d5 (35-114)  
 S2 (FBP) = 2-Fluorobiphenyl (43-116)  
 S3 (TPH) = Terphenyl-d14 (33-141)  
 S4 (PHL) = Phenol-d5 (10-110)  
 S5 (2FP) = 2-Fluorophenol (21-110)  
 S6 (TBP) = 2,4,6-Tribromophenol (10-123)  
 S7 (2CP) = 2-Chlorophenol-d4 (33-110) (advisory)  
 S8 (DCB) = 1,2-Dichlorobenzene-d4 (16-110) (advisory)

# Column to be used to flag recovery values  
 \* Values outside of contract required QC limits  
 D Surrogate diluted out

2D  
SOIL SEMIVOLATILE SURROGATE RECOVERY

Lab Name: MITKEM CORPORATION Contract: \_\_\_\_\_

Lab Code: MITKEM Case No.: \_\_\_\_\_ SAS No.: \_\_\_\_\_ SDG No.: MD0529

Level: (low/med) LOW

	EPA SAMPLE NO.	S1 (NBZ) #	S2 (FBP) #	S3 (TPH) #	S4 (PHL) #	S5 (2FP) #	S6 (TBP) #	S7 (2CP) #	S8 (DCB) #	TOT OUT
	=====	=====	=====	=====	=====	=====	=====	=====	=====	=====
01	SBLK1X	65	66	97	61	61	69	61	54	0
02	S1XLCS	63	72	96	58	64	73	61	54	0
03	B-390	47	54	62	45	40	44	42	37	0
04	B-390MS	57	58	76	54	52	69	52	46	0
05	B-390MSD	66	67	69	58	57	68	56	44	0
06										
07										
08										
09										
10										
11										
12										
13										
14										
15										
16										
17										
18										
19										
20										
21										
22										
23										
24										
25										
26										
27										
28										
29										
30										

QC LIMITS

S1 (NBZ) = Nitrobenzene-d5 (23-120)  
 S2 (FBP) = 2-Fluorobiphenyl (30-115)  
 S3 (TPH) = Terphenyl-d14 (18-137)  
 S4 (PHL) = Phenol-d5 (24-113)  
 S5 (2FP) = 2-Fluorophenol (25-121)  
 S6 (TBP) = 2,4,6-Tribromophenol (19-122)  
 S7 (2CP) = 2-Chlorophenol-d4 (20-130) (advisory)  
 S8 (DCB) = 1,2-Dichlorobenzene-d4 (20-130) (advisory)

# Column to be used to flag recovery values  
 \* Values outside of contract required QC limits  
 D Surrogate diluted out



3D  
SOIL SEMIVOLATILE MATRIX SPIKE/MATRIX SPIKE DUPLICATE RECOVERY

Lab Name: MITKEM CORPORATION Contract: \_\_\_\_\_  
 Lab Code: MITKEM Case No.: \_\_\_\_\_ SAS No.: \_\_\_\_\_ SDG No.: MD0529  
 Matrix Spike - EPA Sample No.: B-390 Level: (low/med) LOW

COMPOUND	SPIKE ADDED (ug/Kg)	SAMPLE CONCENTRATION (ug/Kg)	MS CONCENTRATION (ug/Kg)	MS % REC #	QC. LIMITS REC.
=====	=====	=====	=====	=====	=====
Phenol	3000	0.0	1800	60	26- 90
2-Chlorophenol	3000	0.0	1700	57	25-102
N-Nitroso-di-n-prop. (1)	2000	0.0	1100	55	41-126
4-Chloro-3-Methylphenol	3000	0.0	2100	70	26-103
Acenaphthene	2000	0.0	1300	65	31-137
4-Nitrophenol	3000	0.0	2200	73	11-114
2,4-Dinitrotoluene	2000	0.0	1200	60	28- 89
Pentachlorophenol	3000	0.0	1100	37	17-109
Pyrene	2000	0.0	1800	90	35-142

COMPOUND	SPIKE ADDED (ug/Kg)	MSD CONCENTRATION (ug/Kg)	MSD % REC #	% RPD #	QC LIMITS	
=====	=====	=====	=====	=====	=====	=====
Phenol	3000	2100	70	15	35	26- 90
2-Chlorophenol	3000	1900	63	10	50	25-102
N-Nitroso-di-n-prop. (1)	2000	1300	65	17	38	41-126
4-Chloro-3-Methylphenol	3000	1600	53	28	33	26-103
Acenaphthene	2000	1400	70	7	19	31-137
4-Nitrophenol	3000	3000	100	31	50	11-114
2,4-Dinitrotoluene	2000	1100	55	9	47	28- 89
Pentachlorophenol	3000	1400	47	24	47	17-109
Pyrene	2000	1600	80	12	36	35-142

(1) N-Nitroso-di-n-propylamine

# Column to be used to flag recovery and RPD values with an asterisk  
 \* Values outside of QC limits

RPD: 0 out of 9 outside limits  
 Spike Recovery: 0 out of 18 outside limits

COMMENTS: \_\_\_\_\_  
 \_\_\_\_\_  
 \_\_\_\_\_



FORM 3  
WATER SEMIVOLATILE LAB CONTROL SAMPLE

Lab Name: MITKEM CORPORATION Contract: \_\_\_\_\_  
 Lab Code: MITKEM Case No.: \_\_\_\_\_ SAS No.: \_\_\_\_\_ SDG No.: MD0529  
 Matrix Spike - Sample No.: S1WLCS

COMPOUND	SPIKE ADDED (ug/L)	SAMPLE CONCENTRATION (ug/L)	LCS CONCENTRATION (ug/L)	LCS % REC #	QC. LIMITS REC.
=====	=====	=====	=====	=====	=====
Phenol	75		60	80	12-110
2-Chlorophenol	75		60	80	27-123
N-Nitroso-di-n-prop. (1)	50		38	76	41-116
4-Chloro-3-Methylphenol	75		71	95	23- 97
Acenaphthene	50		46	92	46-118
4-Nitrophenol	75		75	100*	10- 80
2,4-Dinitrotoluene	50		44	88	24- 96
Pentachlorophenol	75		83	111*	9-103
Pyrene	50		44	88	26-127

COMPOUND	SPIKE ADDED (ug/L)	LCSD CONCENTRATION (ug/L)	LCSD % REC #	% RPD #	QC LIMITS	
=====	=====	=====	=====	=====	RPD	REC.
Phenol	75	54	72	11	42	12-110
2-Chlorophenol	75	49	65	21	40	27-123
N-Nitroso-di-n-prop. (1)	50	36	72	5	38	41-116
4-Chloro-3-Methylphenol	75	65	87	9	42	23- 97
Acenaphthene	50	37	74	22	31	46-118
4-Nitrophenol	75	65	87*	14	50	10- 80
2,4-Dinitrotoluene	50	37	74	17	38	24- 96
Pentachlorophenol	75	73	97	13	50	9-103
Pyrene	50	47	94	7	31	26-127

(1) N-Nitroso-di-n-propylamine

# Column to be used to flag recovery and RPD values with an asterisk  
 \* Values outside of QC limits

RPD: 0 out of 9 outside limits  
 Spike Recovery: 3 out of 18 outside limits

COMMENTS: \_\_\_\_\_  
 \_\_\_\_\_

FORM 3  
SOIL SEMIVOLATILE LAB CONTROL SAMPLE

Lab Name: MITKEM CORPORATION Contract: \_\_\_\_\_  
 Lab Code: MITKEM Case No.: \_\_\_\_\_ SAS No.: \_\_\_\_\_ SDG No.: MD0529  
 Matrix Spike - Sample No.: S1XLCS Level: (low/med) LOW

COMPOUND	SPIKE ADDED (ug/Kg)	SAMPLE CONCENTRATION (ug/Kg)	LCS CONCENTRATION (ug/Kg)	LCS % REC #	QC. LIMITS REC.
=====	=====	=====	=====	=====	=====
Phenol	2500		1600	64	26- 90
2-Chlorophenol	2500		1600	64	25-102
N-Nitroso-di-n-prop. (1)	1700		900	53	41-126
4-Chloro-3-Methylphenol	2500		1700	68	26-103
Acenaphthene	1700		1300	76	31-137
4-Nitrophenol	2500		1900	76	11-114
2,4-Dinitrotoluene	1700		1200	71	28- 89
Pentachlorophenol	2500		1600	64	17-109
Pyrene	1700		1700	100	35-142

(1) N-Nitroso-di-n-propylamine

# Column to be used to flag recovery and RPD values with an asterisk  
 \* Values outside of QC limits

RPD: 0 out of 0 outside limits  
 Spike Recovery: 0 out of 9 outside limits

COMMENTS: \_\_\_\_\_  
 \_\_\_\_\_

4B  
SEMIVOLATILE METHOD BLANK SUMMARY

EPA SAMPLE NO.

SBLK1W

Lab Name: MITKEM CORPORATION Contract: \_\_\_\_\_

Lab Code: MITKEM Case No.: \_\_\_\_\_ SAS No.: \_\_\_\_\_ SDG No.: MD0529

Lab File ID: S1E4507 Lab Sample ID: MB-18091

Instrument ID: S1 Date Extracted: 05/12/05

Matrix: (soil/water) WATER Date Analyzed: 05/25/05

Level: (low/med) LOW Time Analyzed: 0931

THIS METHOD BLANK APPLIES TO THE FOLLOWING SAMPLES, MS, and MSD:

	EPA SAMPLE NO.	LAB SAMPLE ID	LAB FILE ID	DATE ANALYZED
01	S1WLCS	LCS-18091	S1E4508	05/25/05
02	S1WLCSD	LCSD-18091	S1E4509	05/25/05
03	RINSATE2	D0529-03B	S1E4516	05/25/05
04				
05				
06				
07				
08				
09				
10				
11				
12				
13				
14				
15				
16				
17				
18				
19				
20				
21				
22				
23				
24				
25				
26				
27				
28				
29				
30				

COMMENTS: \_\_\_\_\_

\_\_\_\_\_

4B  
SEMIVOLATILE METHOD BLANK SUMMARY

EPA SAMPLE NO.

SBLK1X

Lab Name: MITKEM CORPORATION Contract: \_\_\_\_\_

Lab Code: MITKEM Case No.: \_\_\_\_\_ SAS No.: \_\_\_\_\_ SDG No.: MD0529

Lab File ID: S1E4510 Lab Sample ID: MB-18109

Instrument ID: S1 Date Extracted: 05/13/05

Matrix: (soil/water) SOIL Date Analyzed: 05/25/05

Level: (low/med) LOW Time Analyzed: 1104

THIS METHOD BLANK APPLIES TO THE FOLLOWING SAMPLES, MS, and MSD:

	EPA SAMPLE NO.	LAB SAMPLE ID	LAB FILE ID	DATE ANALYZED
	=====	=====	=====	=====
01	S1XLCS	LCS-18109	S1E4511	05/25/05
02	B-390	D0529-01A	S1E4515	05/25/05
03	B-390MS	D0529-01AMS	S1E4517	05/25/05
04	B-390MSD	D0529-01AMSD	S1E4518	05/25/05
05				
06				
07				
08				
09				
10				
11				
12				
13				
14				
15				
16				
17				
18				
19				
20				
21				
22				
23				
24				
25				
26				
27				
28				
29				
30				

COMMENTS: \_\_\_\_\_

\_\_\_\_\_

5B  
SEMIVOLATILE ORGANIC INSTRUMENT PERFORMANCE CHECK  
DECAFLUOROTRIPHENYLPHOSPHINE (DFTPP)

Lab Name: MITKEM CORPORATION Contract: \_\_\_\_\_  
 Lab Code: MITKEM Case No.: \_\_\_\_\_ SAS No.: \_\_\_\_\_ SDG No.: MD0529  
 Lab File ID: S1E4486 DFTPP Injection Date: 05/19/05  
 Instrument ID: S1 DFTPP Injection Time: 1258

m/e	ION ABUNDANCE CRITERIA	% RELATIVE ABUNDANCE
51	30.0 - 80.0% of mass 198	40.2
68	Less than 2.0% of mass 69	0.0 ( 0.0)1
69	Mass 69 relative abundance	56.3
70	Less than 2.0% of mass 69	0.3 ( 0.5)1
127	25.0 - 75.0% of mass 198	38.8
197	Less than 1.0% of mass 198	0.0
198	Base Peak, 100% relative abundance	100.0
199	5.0 to 9.0% of mass 198	6.9
275	10.0 - 30.0% of mass 198	23.3
365	Greater than 0.75% of mass 198	3.75
441	Present, but less than mass 443	14.5
442	40.0 - 110.0% of mass 198	87.4
443	15.0 - 24.0% of mass 442	16.8 ( 19.2)2

1-Value is % mass 69

2-Value is % mass 442

THIS CHECK APPLIES TO THE FOLLOWING SAMPLES, MS, MSD, BLANKS, AND STANDARDS:

	EPA SAMPLE NO.	LAB SAMPLE ID	LAB FILE ID	DATE ANALYZED	TIME ANALYZED
01	SSTD0501V	SSTD0501V	S1E4487	05/19/05	1315
02	SSTD1601V	SSTD1601V	S1E4488	05/19/05	1346
03	SSTD0201V	SSTD0201V	S1E4489	05/19/05	1418
04	SSTD0801V	SSTD0801V	S1E4490	05/19/05	1449
05	SSTD1201V	SSTD1201V	S1E4491	05/19/05	1520
06					
07					
08					
09					
10					
11					
12					
13					
14					
15					
16					
17					
18					
19					
20					
21					
22					

5B  
SEMIVOLATILE ORGANIC INSTRUMENT PERFORMANCE CHECK  
DECAFLUOROTRIPHENYLPHOSPHINE (DFTPP)

Lab Name: MITKEM CORPORATION Contract: \_\_\_\_\_  
 Lab Code: MITKEM Case No.: \_\_\_\_\_ SAS No.: \_\_\_\_\_ SDG No.: MD0529  
 Lab File ID: S1E4505A DFTPP Injection Date: 05/25/05  
 Instrument ID: S1 DFTPP Injection Time: 0836

m/e	ION ABUNDANCE CRITERIA	% RELATIVE ABUNDANCE
51	30.0 - 80.0% of mass 198	47.1
68	Less than 2.0% of mass 69	0.0 ( 0.0)1
69	Mass 69 relative abundance	64.1
70	Less than 2.0% of mass 69	0.2 ( 0.3)1
127	25.0 - 75.0% of mass 198	42.3
197	Less than 1.0% of mass 198	0.0
198	Base Peak, 100% relative abundance	100.0
199	5.0 to 9.0% of mass 198	6.8
275	10.0 - 30.0% of mass 198	23.9
365	Greater than 0.75% of mass 198	4.18
441	Present, but less than mass 443	15.2
442	40.0 - 110.0% of mass 198	95.4
443	15.0 - 24.0% of mass 442	18.0 ( 18.9)2

1-Value is % mass 69

2-Value is % mass 442

THIS CHECK APPLIES TO THE FOLLOWING SAMPLES, MS, MSD, BLANKS, AND STANDARDS:

	EPA SAMPLE NO.	LAB SAMPLE ID	LAB FILE ID	DATE ANALYZED	TIME ANALYZED
01	SSTD0501W	SSTD0501W	S1E4506	05/25/05	0853
02	SBLK1W	MB-18091	S1E4507	05/25/05	0931
03	S1WLCS	LCS-18091	S1E4508	05/25/05	1002
04	S1WLCSD	LCSD-18091	S1E4509	05/25/05	1033
05	SBLK1X	MB-18109	S1E4510	05/25/05	1104
06	S1XLCS	LCS-18109	S1E4511	05/25/05	1136
07	B-390	D0529-01A	S1E4515	05/25/05	1415
08	RINSATE2	D0529-03B	S1E4516	05/25/05	1449
09	B-390MS	D0529-01AMS	S1E4517	05/25/05	1520
10	B-390MSD	D0529-01AMSD	S1E4518	05/25/05	1552
11					
12					
13					
14					
15					
16					
17					
18					
19					
20					
21					
22					

8B  
SEMIVOLATILE INTERNAL STANDARD AREA AND RT SUMMARY

Lab Name: MITKEM CORPORATION Contract: \_\_\_\_\_  
 Lab Code: MITKEM Case No.: \_\_\_\_\_ SAS No.: \_\_\_\_\_ SDG No.: MD0529  
 EPA Sample No. (SSTD050##): SSTD0501W Date Analyzed: 05/25/05  
 Lab File ID (Standard): S1E4506 Time Analyzed: 0853  
 Instrument ID: S1 GC Column: DB-5MS ID: 0.25 (mm)

	IS1 (DCB) AREA #	RT #	IS2 (NPT) AREA #	RT #	IS3 (ANT) AREA #	RT #
=====	=====	=====	=====	=====	=====	=====
12 HOUR STD	297131	5.52	1124444	7.44	619103	10.22
UPPER LIMIT	594262	6.02	2248888	7.94	1238206	10.72
LOWER LIMIT	148566	5.02	562222	6.94	309552	9.72
=====	=====	=====	=====	=====	=====	=====
EPA SAMPLE NO.						
=====	=====	=====	=====	=====	=====	=====
01 SBLK1W	270712	5.52	973479	7.43	533791	10.22
02 S1WLCS	309175	5.52	1080842	7.43	578022	10.22
03 S1WLCS	280993	5.52	911999	7.44	534085	10.21
04 SBLK1X	329414	5.52	1105742	7.44	571539	10.22
05 S1XLCS	324831	5.52	1105487	7.44	522000	10.22
06 B-390	375666	5.52	1347228	7.43	660674	10.21
07 RINSATE2	370640	5.52	1294587	7.43	714495	10.22
08 B-390MS	463323	5.52	1482829	7.44	786670	10.22
09 B-390MSD	456818	5.52	1497779	7.43	639126	10.22
10						
11						
12						
13						
14						
15						
16						
17						
18						
19						
20						
21						
22						

IS1 (DCB) = 1,4-Dichlorobenzene-d4  
 IS2 (NPT) = Naphthalene-d8  
 IS3 (ANT) = Acenaphthene-d10

AREA UPPER LIMIT = +100% of internal standard area  
 AREA LOWER LIMIT = - 50% of internal standard area  
 RT UPPER LIMIT = + 0.50 minutes of internal standard RT  
 RT LOWER LIMIT = - 0.50 minutes of internal standard RT

# Column used to flag values outside QC limits with an asterisk.  
 \* Values outside of QC limits

8C  
SEMIVOLATILE INTERNAL STANDARD AREA AND RT SUMMARY

Lab Name: MITKEM CORPORATION Contract: \_\_\_\_\_  
 Lab Code: MITKEM Case No.: \_\_\_\_\_ SAS No.: \_\_\_\_\_ SDG No.: MD0529  
 EPA Sample No. (SSTD050##): SSTD0501W Date Analyzed: 05/25/05  
 Lab File ID (Standard): S1E4506 Time Analyzed: 0853  
 Instrument ID: S1 GC Column: DB-5MS ID: 0.25 (mm)

	IS4 (PHN) AREA #	RT #	IS5 (CRY) AREA #	RT #	IS6 (PRY) AREA #	RT #
=====	=====	=====	=====	=====	=====	=====
12 HOUR STD	1018707	12.60	1266448	16.86	973706	18.99
UPPER LIMIT	2037414	13.10	2532896	17.36	1947412	19.49
LOWER LIMIT	509354	12.10	633224	16.36	486853	18.49
=====	=====	=====	=====	=====	=====	=====
EPA SAMPLE NO.						
=====	=====	=====	=====	=====	=====	=====
01 SBLK1W	954565	12.60	932856	16.85	939850	18.98
02 S1WLCS	994520	12.60	1091720	16.86	1004047	18.98
03 S1WLCS	874804	12.59	943573	16.85	913301	18.98
04 SBLK1X	901246	12.59	829293	16.85	888495	18.98
05 S1XLCS	771615	12.60	654829	16.85	684521	18.98
06 B-390	1102637	12.59	1021343	16.86	992447	18.98
07 RINSATE2	1188261	12.60	1154248	16.85	1034238	18.98
08 B-390MS	1193192	12.59	1099183	16.85	1063998	18.98
09 B-390MSD	1037534	12.60	1224768	16.87	1110466	19.00
10						
11						
12						
13						
14						
15						
16						
17						
18						
19						
20						
21						
22						

IS4 (PHN) = Phenanthrene-d10  
 IS5 (CRY) = Chrysene-d12  
 IS6 (PRY) = Perylene-d12

AREA UPPER LIMIT = +100% of internal standard area  
 AREA LOWER LIMIT = - 50% of internal standard area  
 RT UPPER LIMIT = + 0.50 minutes of internal standard RT  
 RT LOWER LIMIT = - 0.50 minutes of internal standard RT

# Column used to flag values outside QC limits with an asterisk.  
 \* Values outside of QC limits



1C  
SEMIVOLATILE ORGANICS ANALYSIS DATA SHEET

EPA SAMPLE NO.

B-390

Lab Name: MITKEM CORPORATION Contract: \_\_\_\_\_

Lab Code: MITKEM Case No.: \_\_\_\_\_ SAS No.: \_\_\_\_\_ SDG No.: MD0529

Matrix: (soil/water) SOIL Lab Sample ID: D0529-01A

Sample wt/vol: 30.0 (g/mL) G Lab File ID: S1E4515

Level: (low/med) LOW Date Received: 05/07/05

% Moisture: 17 Decanted: (Y/N) N Date Extracted: 05/13/05

Concentrated Extract Volume: 500 (uL) Date Analyzed: 05/25/05

Injection Volume: 2.0 (uL) Dilution Factor: 1.0

GPC Cleanup: (Y/N) Y pH: 8.4 Extraction: (Type) SONC

CONCENTRATION UNITS:  
(ug/L or ug/Kg) UG/KG Q

CAS NO.	COMPOUND		
100-52-7	Benzaldehyde	400	U
108-95-2	Phenol	400	U
111-44-4	bis(2-Chloroethyl) Ether	400	U
95-57-8	2-Chlorophenol	400	U
95-48-7	2-Methylphenol	400	U
108-60-1	2,2'-oxybis(1-Chloropropane)	400	U
98-86-2	Acetophenone	400	U
106-44-5	4-Methylphenol	400	U
621-64-7	N-Nitroso-di-n-propylamine	400	U
67-72-1	Hexachloroethane	400	U
98-95-3	Nitrobenzene	400	U
78-59-1	Isophorone	400	U
88-75-5	2-Nitrophenol	400	U
105-67-9	2,4-Dimethylphenol	400	U
111-91-1	bis(2-Chloroethoxy) methane	400	U
120-83-2	2,4-Dichlorophenol	400	U
91-20-3	Naphthalene	400	U
106-47-8	4-Chloroaniline	400	U
87-68-3	Hexachlorobutadiene	400	U
105-60-2	Caprolactam	400	U
59-50-7	4-Chloro-3-Methylphenol	400	U
91-57-6	2-Methylnaphthalene	400	U
77-47-4	Hexachlorocyclopentadiene	400	U
88-06-2	2,4,6-Trichlorophenol	400	U
95-95-4	2,4,5-Trichlorophenol	1000	U
92-52-4	1,1'-Biphenyl	400	U
91-58-7	2-Chloronaphthalene	400	U
88-74-4	2-Nitroaniline	1000	U
131-11-3	Dimethylphthalate	400	U
606-20-2	2,6-Dinitrotoluene	400	U
208-96-8	Acenaphthylene	400	U
99-09-2	3-Nitroaniline	1000	U
83-32-9	Acenaphthene	400	U

1D  
SEMIVOLATILE ORGANICS ANALYSIS DATA SHEET

EPA SAMPLE NO.

B-390

Lab Name: MITKEM CORPORATION Contract: \_\_\_\_\_

Lab Code: MITKEM Case No.: \_\_\_\_\_ SAS No.: \_\_\_\_\_ SDG No.: MD0529

Matrix: (soil/water) SOIL Lab Sample ID: D0529-01A

Sample wt/vol: 30.0 (g/mL) G Lab File ID: S1E4515

Level: (low/med) LOW Date Received: 05/07/05

% Moisture: 17 Decanted: (Y/N) N Date Extracted: 05/13/05

Concentrated Extract Volume: 500 (uL) Date Analyzed: 05/25/05

Injection Volume: 2.0 (uL) Dilution Factor: 1.0

GPC Cleanup: (Y/N) Y pH: 8.4 Extraction: (Type) SONC

CONCENTRATION UNITS:  
(ug/L or ug/Kg) UG/KG Q

CAS NO.	COMPOUND		
51-28-5	2,4-Dinitrophenol	1000	U
100-02-7	4-Nitrophenol	1000	U
132-64-9	Dibenzofuran	400	U
121-14-2	2,4-Dinitrotoluene	400	U
84-66-2	Diethylphthalate	400	U
86-73-7	Fluorene	400	U
7005-72-3	4-Chlorophenyl-phenylether	400	U
100-01-6	4-Nitroaniline	1000	U
534-52-1	4,6-Dinitro-2-methylphenol	1000	U
86-30-6	N-Nitrosodiphenylamine (1)	400	U
101-55-3	4-Bromophenyl-phenylether	400	U
118-74-1	Hexachlorobenzene	400	U
1912-24-9	Atrazine	400	U
87-86-5	Pentachlorophenol	1000	U
85-01-8	Phenanthrene	400	U
120-12-7	Anthracene	400	U
86-74-8	Carbazole	400	U
84-74-2	Di-n-butylphthalate	47	J
206-44-0	Fluoranthene	400	U
129-00-0	Pyrene	400	U
85-68-7	Butylbenzylphthalate	400	U
91-94-1	3,3'-Dichlorobenzidine	400	U
56-55-3	Benzo(a)anthracene	400	U
218-01-9	Chrysene	400	U
117-81-7	bis(2-Ethylhexyl)phthalate	74	J
117-84-0	Di-n-octylphthalate	400	U
205-99-2	Benzo(b)fluoranthene	400	U
207-08-9	Benzo(k)fluoranthene	400	U
50-32-8	Benzo(a)pyrene	400	U
193-39-5	Indeno(1,2,3-cd)pyrene	400	U
53-70-3	Dibenzo(a,h)anthracene	400	U
191-24-2	Benzo(g,h,i)perylene	400	U

(1) - Cannot be separated from Diphenylamine

1G  
SEMIVOLATILE ORGANICS ANALYSIS DATA SHEET  
TENTATIVELY IDENTIFIED COMPOUNDS

EPA SAMPLE NO.

B-390

Lab Name: MITKEM CORPORATION Contract: \_\_\_\_\_

Lab Code: MITKEM Case No.: \_\_\_\_\_ SAS No.: \_\_\_\_\_ SDG No.: MD0529

Matrix: (soil/water) SOIL Lab Sample ID: D0529-01A

Sample wt/vol: 30.0 (g/mL) G Lab File ID: S1E4515

Level: (low/med) LOW Date Received: 05/07/05

% Moisture: 17 Decanted: (Y/N) N Date Extracted: 05/13/05

Concentrated Extract Volume: 500 (uL) Date Analyzed: 05/25/05

Injection Volume: 2.0 (uL) Dilution Factor: 1.0

GPC Cleanup: (Y/N) Y pH: 8.4 Extraction: (Type) SONC

Number TICs found: 4

CONCENTRATION UNITS:  
(ug/L or ug/Kg) ug/Kg

CAS NUMBER	COMPOUND NAME	RT	EST. CONC.	Q
1.	UNKNOWN	6.71	130	J
2. 112-53-8	1-DODECANOL	10.08	280	NJ
3. 2156-97-0	DODECYL ACRYLATE	11.82	200	NJ
4.	UNKNOWN	22.47	1700	J
5.				
6.				
7.				
8.				
9.				
10.				
11.				
12.				
13.				
14.				
15.				
16.				
17.				
18.				
19.				
20.				
21.				
22.				
23.				
24.				
25.				
26.				
27.				
28.				
29.				
30.				

Data File: \\AVOCADRO\ORGANICS\svoa\S1.i\050525.B\S1E4515.D

Date : 25-MAY-2005 14:15

Client ID: B-390

Sample Info: D0529-01A,,18109,,

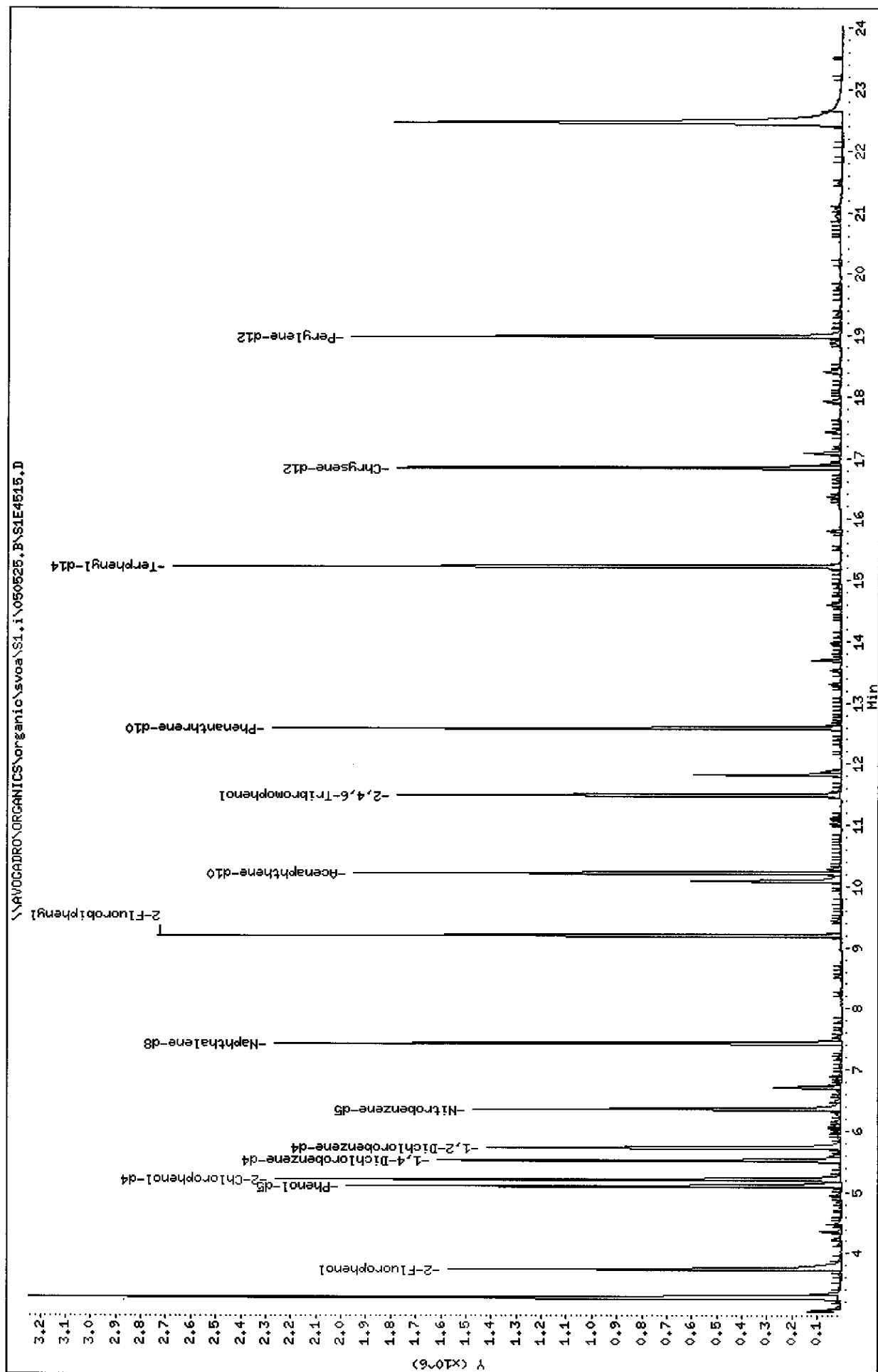
Volume Injected (uL): 2.0

Column phase: DB-5MS

Instrument: S1.i

Operator: AM SRC: LIMS

Column diameter: 0.25



Data File: S1E4515.D  
Report Date: 26-May-2005 16:10

Mitkem Corporation

CLP OLM04.1 QUANTITATION REPORT

Data file : \\AVOGADRO\ORGANICS\organic\svoa\S1.i\050525.B\S1E4515.D  
Lab Smp Id: D0529-01A Client Smp ID: B-390  
Inj Date : 25-MAY-2005 14:15  
Operator : AW SRC: LIMS Inst ID: S1.i  
Smp Info : D0529-01A,,18109,,  
Misc Info :  
Comment :  
Method : \\AVOGADRO\ORGANICS\organic\svoa\S1.i\050525.B\s1\_olm4\_2\_S.m  
Meth Date : 25-May-2005 09:24 mtl Quant Type: ISTD  
Cal Date : 25-MAY-2005 08:53 Cal File: S1E4506.D ✓  
Als bottle: 10  
Dil Factor: 1.00000  
Integrator: HP RTE Compound Sublist: OLM4.sub  
Target Version: 4.03  
Processing Host: TARGET1

Concentration Formula:  $\text{Amt} * \text{DF} * \text{Uf} * (\text{Vt}/\text{Vi}) * (1/\text{Ws}) * (100/(100-\text{M}))$

Name	Value	Description
DF	1.000	Dilution Factor
Uf	2.000	GPC correction factor
Vt	500.000	Volume of final extract (uL) (1000 low, 2
Vi	2.000	Volume injected (uL)
Ws	30.000	Weight of sample extracted (g)
M	17.000	% Moisture

Compounds	QUANT SIG MASS	RT	EXP RT	REL RT	RESPONSE	CONCENTRATIONS	
						ON-COLUMN ( ng)	FINAL (ug/Kg)
\$ 1 2-Fluorophenol	112	3.740	3.726	(0.677)	623170	60.5108	1200
\$ 3 Phenol-d5	99	5.101	5.098	(0.924)	786171	68.0868	1400
\$ 6 2-Chlorophenol-d4	132	5.209	5.206	(0.943)	788475	63.5566	1300
* 8 1,4-Dichlorobenzene-d4	152	5.523	5.520	(1.000)	375666	40.0000	
\$ 9 1,2-Dichlorobenzene-d4	152	5.739	5.736	(1.039)	321551	36.5280	730
\$ 16 Nitrobenzene-d5	82	6.365	6.373	(0.856)	541221	46.7760	940
* 23 Naphthalene-d8	136	7.435	7.443	(1.000)	1347228	40.0000	
\$ 33 2-Fluorobiphenyl	172	9.196	9.204	(0.901)	1090162	53.8771	1100
* 41 Acenaphthene-d10	164	10.211	10.219	(1.000)	660674	40.0000	
\$ 53 2,4,6-Tribromophenol	330	11.497	11.505	(0.913)	384336	65.2977	1300
* 58 Phenanthrene-d10	188	12.588	12.596	(1.000)	1102637	40.0000	
62 Di-n-butylphthalate	149	13.690	13.698	(1.088)	88356	2.33100	47(a)
\$ 65 Terphenyl-d14	244	15.235	15.232	(0.904)	1199155	62.4386	1300

Data File: S1E4515.D  
 Report Date: 26-May-2005 16:10

Compounds	QUANT SIG MASS	RT	EXP RT	REL RT	RESPONSE	CONCENTRATIONS	
						ON-COLUMN ( ng)	FINAL (ug/Kg)
*****	----	--	-----	-----	-----	-----	-----
* 69 Chrysene-d12	240	16.856	16.863	(1.000)	1021343	40.0000	
71 bis(2-Ethylhexyl)phthalate	149	17.072	17.079	(1.013)	70100	3.68781	74 (a)
* 76 Perylene-d12	264	18.984	18.992	(1.000)	992447	40.0000	

# QC Flag Legend

a - Target compound detected but, quantitated amount  
 Below Limit Of Quantitation(BLOQ).

05/26/05  
 AY

KC

Data File: S1E4515.D  
Report Date: 26-May-2005 16:10

Mitkem Corporation

CLP OLM04.1 QUANTITATION REPORT

Data file : \\AVOGADRO\ORGANICS\organic\svoa\S1.i\050525.B\S1E4515.D  
Lab Smp Id: D0529-01A Client Smp ID: B-390  
Inj Date : 25-MAY-2005 14:15  
Operator : AW SRC: LIMS Inst ID: S1.i  
Smp Info : D0529-01A,,18109,,  
Misc Info :  
Comment :  
Method : \\AVOGADRO\ORGANICS\organic\svoa\S1.i\050525.B\s1\_olm4\_2\_S.m  
Meth Date : 25-May-2005 09:24 mtl Quant Type: ISTD  
Cal Date : 25-MAY-2005 08:53 Cal File: S1E4506.D  
Als bottle: 10  
Dil Factor: 1.00000  
Integrator: HP RTE Compound Sublist: OLM4.sub  
Target Version: 4.03  
Processing Host: TARGET1

Concentration Formula:  $\text{Amt} * \text{DF} * \text{Uf} * (\text{Vt}/\text{Vi}) * (1/\text{Ws}) * (100/(100-\text{M}))$

Name	Value	Description
DF	1.000	Dilution Factor
Uf	2.000	GPC correction factor
Vt	500.000	Volume of final extract (uL) (1000 low, 2
Vi	2.000	Volume injected (uL)
Ws	30.000	Weight of sample extracted (g)
M	17.000	% Moisture

ISTD	RT	AREA	AMOUNT
=====	=====	=====	=====
* 23 Naphthalene-d8	7.435	2917582	40.000
* 41 Acenaphthene-d10	10.211	3013158	40.000
* 58 Phenanthrene-d10	12.588	3122430	40.000
* 76 Perylene-d12	18.984	2991526	40.000

CONCENTRATIONS					QUANT		
RT	AREA	ON-COL( ng)	FINAL(ug/Kg)	QUAL	LIBRARY	LIB ENTRY	CPND #
----	----	-----	-----	----	-----	-----	-----

Data File: S1E4515.D  
Report Date: 26-May-2005 16:10

RT	CONCENTRATIONS			QUAL	QUANT		CPND #
	AREA	ON-COL ( ng)	FINAL (ug/Kg)		LIBRARY	LIB ENTRY	
====	====	=====	=====	====	=====	=====	=====
Unknown					CAS #:		
6.711	471954	6.47048138	130	0		0	23
1-Dodecanol					CAS #: 112-53-8		
10.082	1067371	14.1694661	280	91	NIST98.L	46855	41
Dodecyl acrylate					CAS #: 2156-97-0		
11.821	791574	10.1404867	200	90	NIST98.L	82423	58
Unknown					CAS #:		
22.473	6191825	82.7915251	1700	0		0	76



Data File: \\AVOGADRO\ORGANICS\organic\svoa\S1.i\050525.B\S1E4515.D

Date : 25-MAY-2005 14:15

Client ID: B-390

Instrument: S1.i

Sample Info: D0529-01A,,18109,,

Volume Injected (uL): 2.0

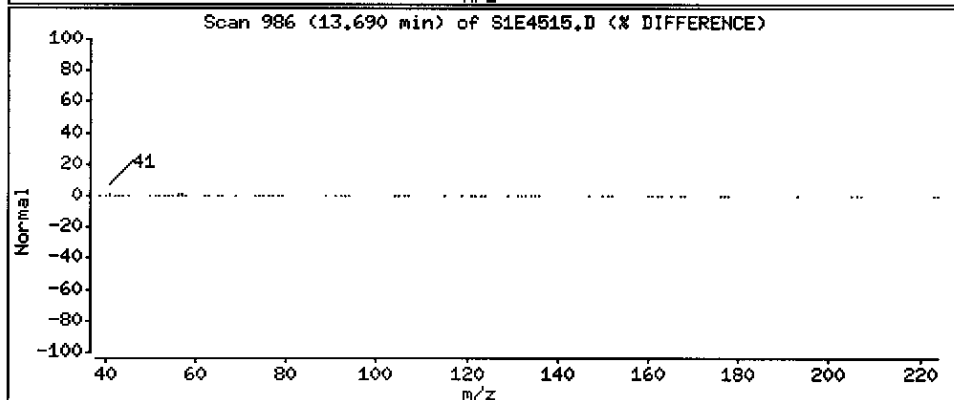
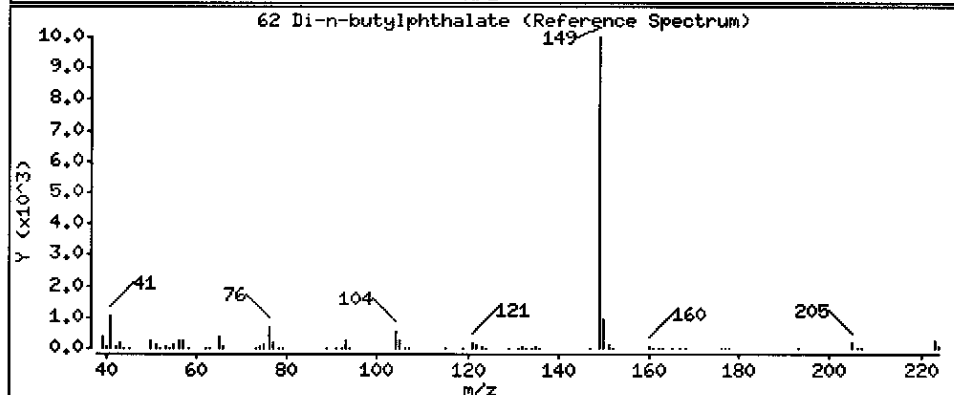
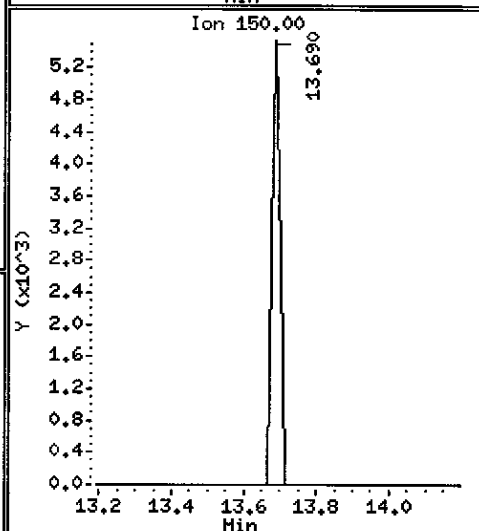
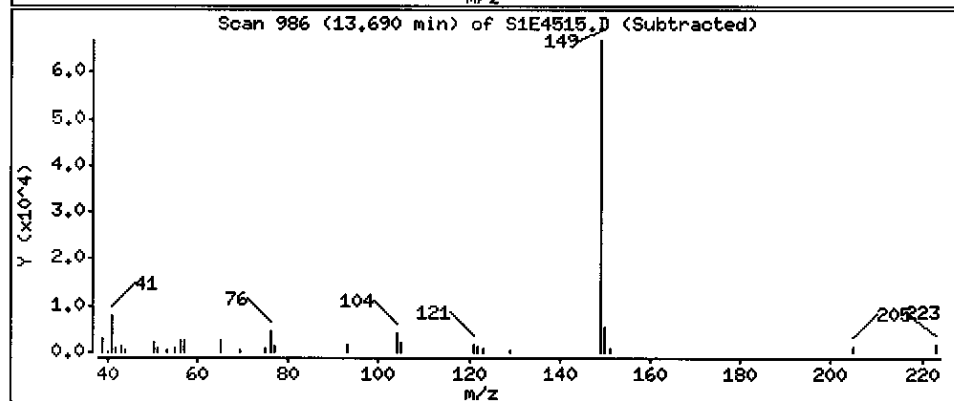
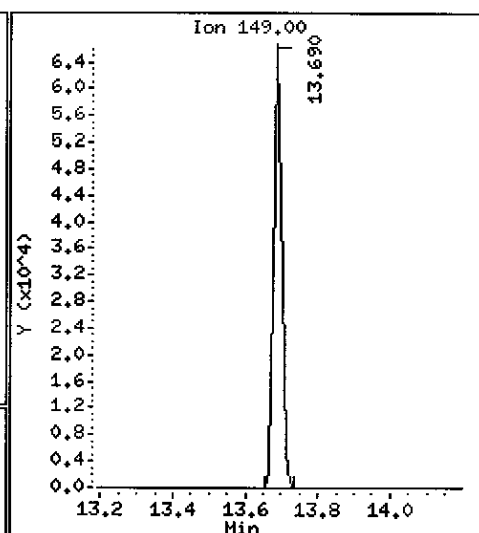
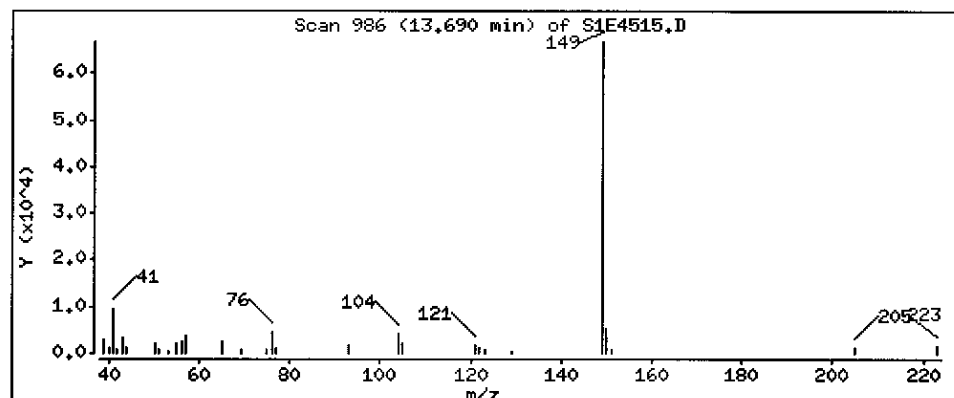
Operator: AW SRC: LIMS

Column phase: DB-5MS

Column diameter: 0.25

62 Di-n-butylphthalate

Concentration: 47 ug/Kg



Data File: \\AVOCADRO\ORGANICS\organic\svoa\S1.i\050525.B\S1E4515.D

Date : 25-MAY-2005 14:15

Client ID: B-390

Instrument: S1.i

Sample Info: D0529-01A,,18109,,

Volume Injected (uL): 2.0

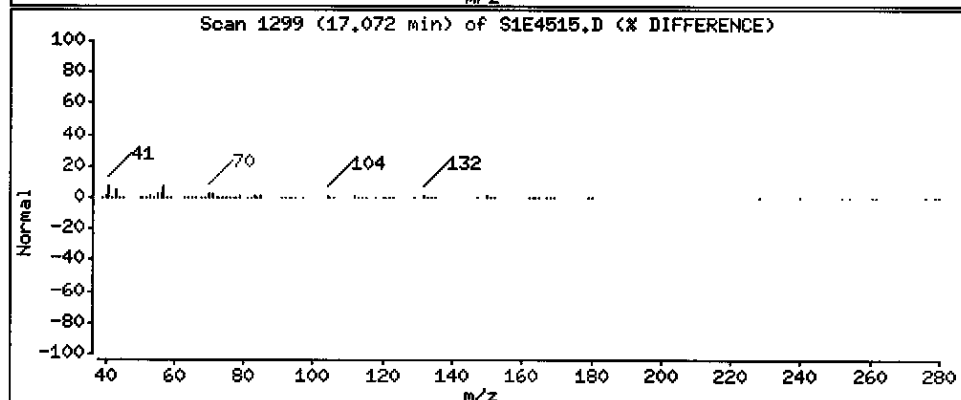
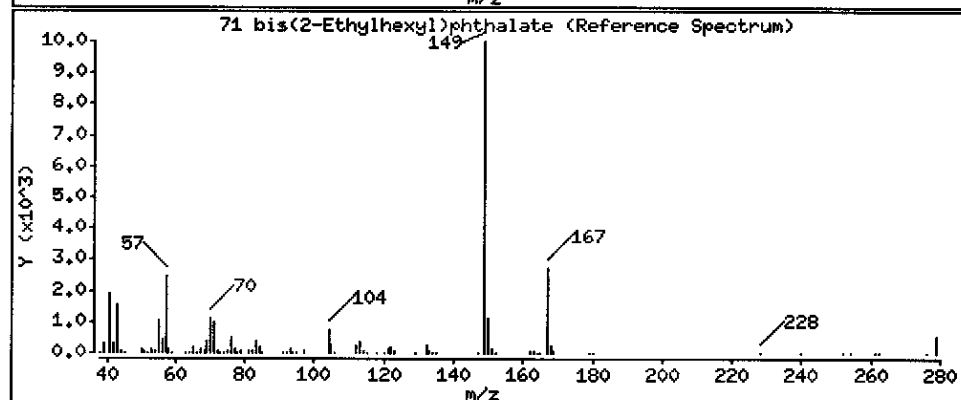
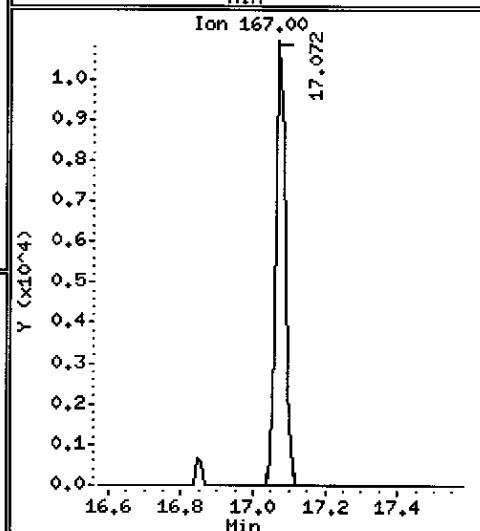
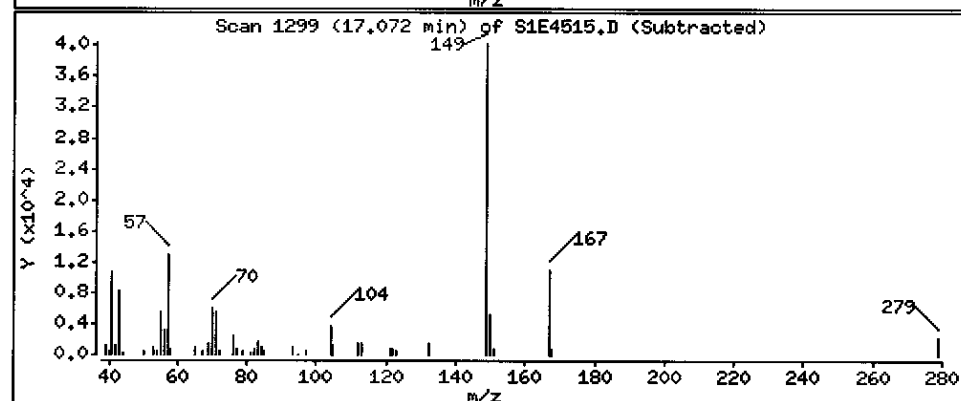
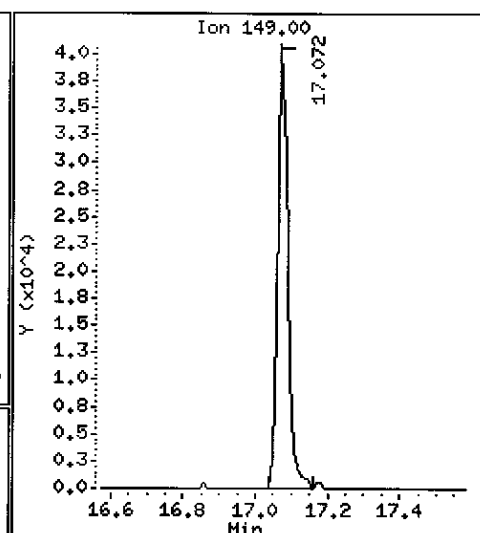
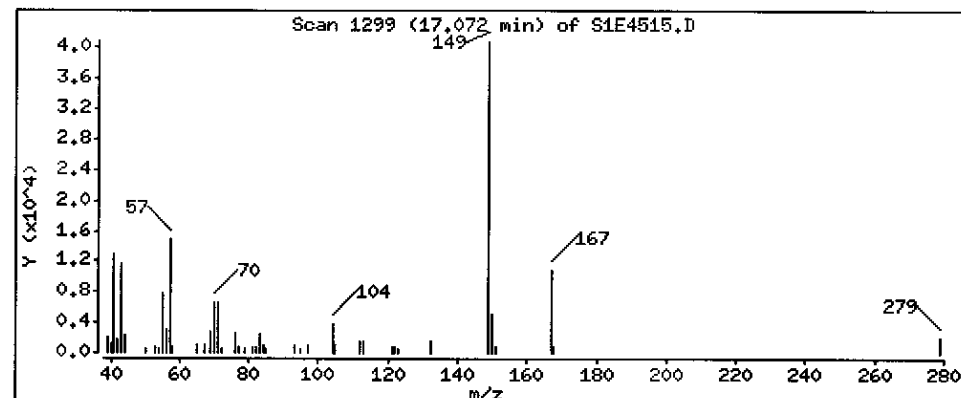
Operator: AW SRC: LIMS

Column phase: DB-5MS

Column diameter: 0.25

71 bis(2-Ethylhexyl)phthalate

Concentration: 74 ug/Kg



Data File: \\AVOGADRO\ORGANICS\organic\svoa\S1.i\050525.B\S1E4515.D

Date : 25-MAY-2005 14:15

Client ID: B-390

Instrument: S1.i

Sample Info: D0529-01A,,18109,,

Volume Injected (uL): 2.0

Operator: AW SRC: LIMS

Column phase: DB-5MS

Column diameter: 0.25

Library Search Compound Match

CAS Number

Library

Entry

Quality

Formula

Weight

Unknown

Triethyl phosphate

78-40-0

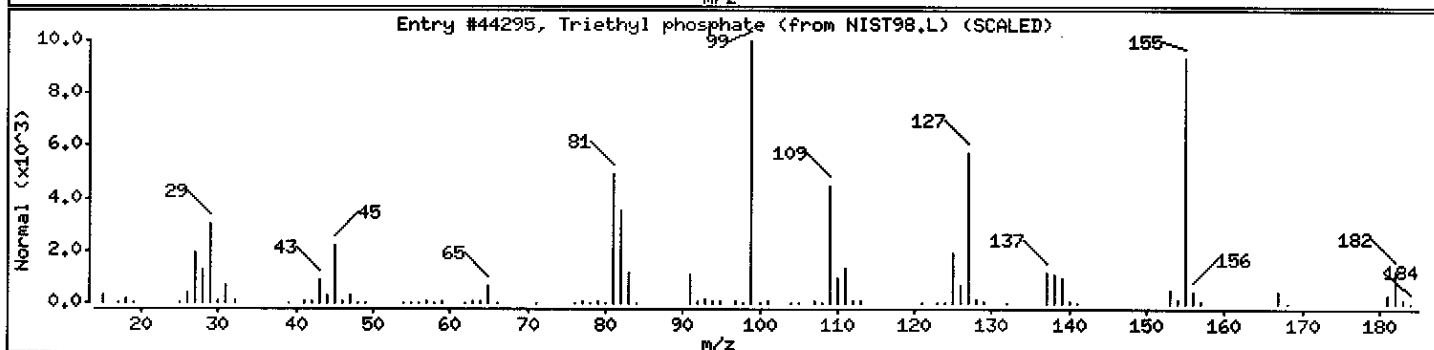
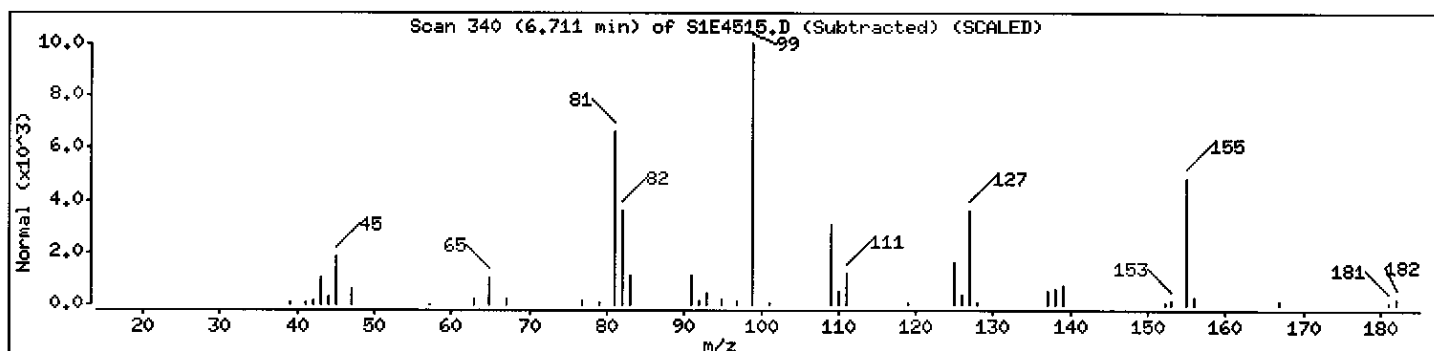
NIST98.L

44295

76

C6H15O4P

182



Data File: \\AVOGADRO\ORGANICS\organic\svoa\S1.i\050525.B\S1E4515.D

Date : 25-MAY-2005 14:15

Client ID: B-390

Instrument: S1.i

Sample Info: D0529-01A,,18109,,

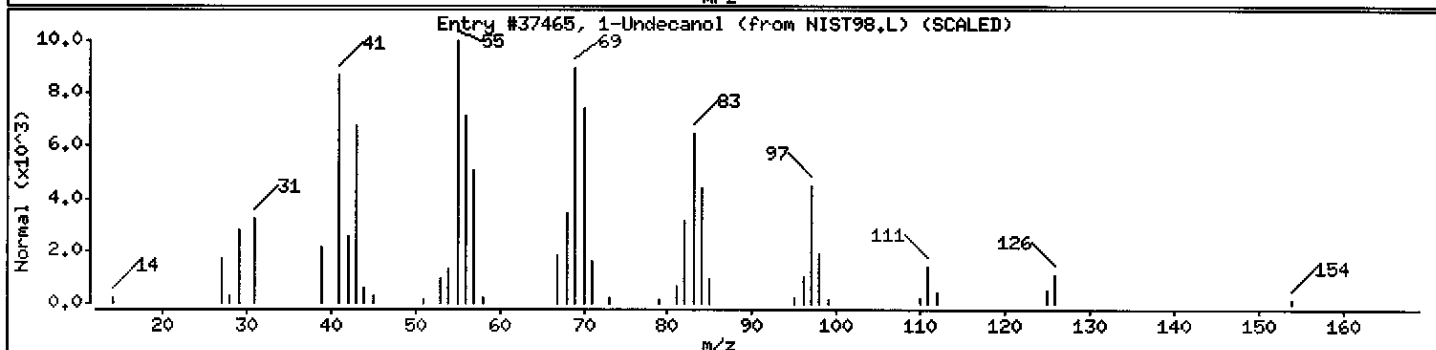
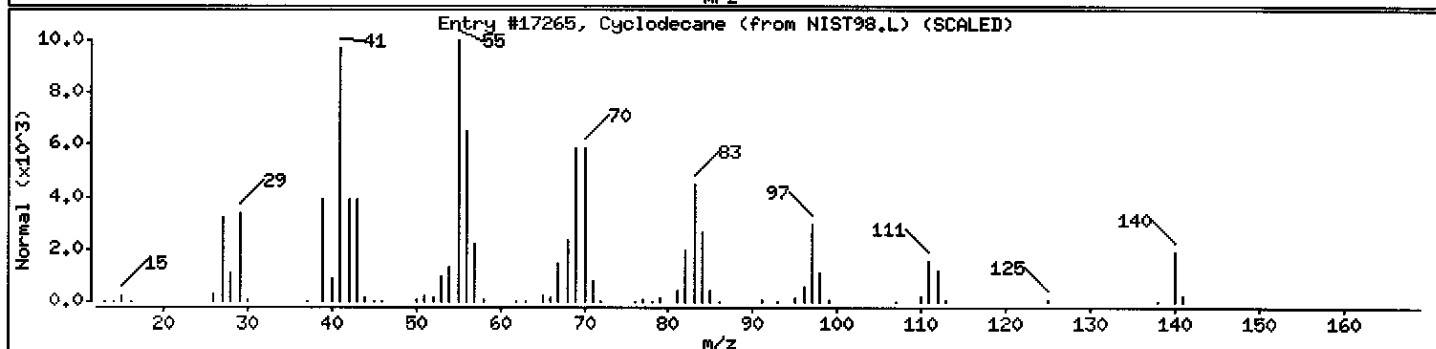
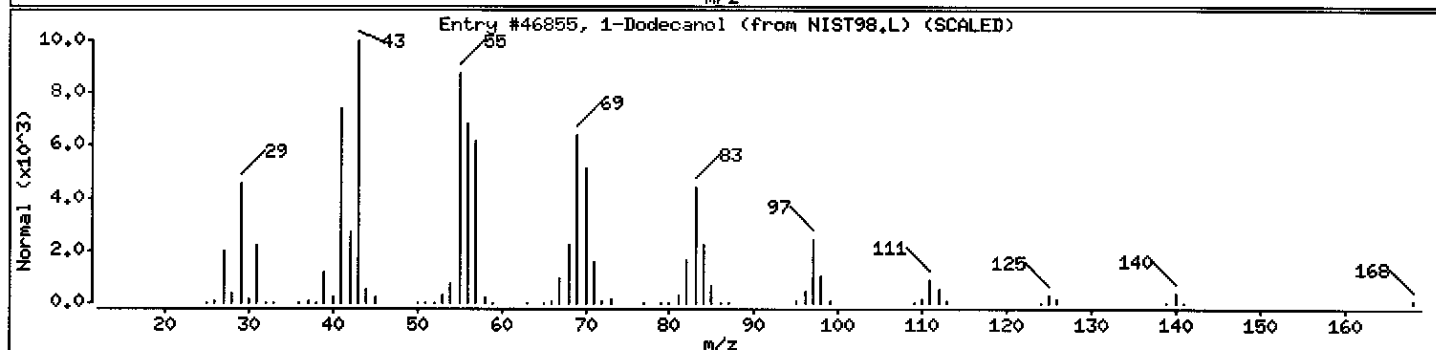
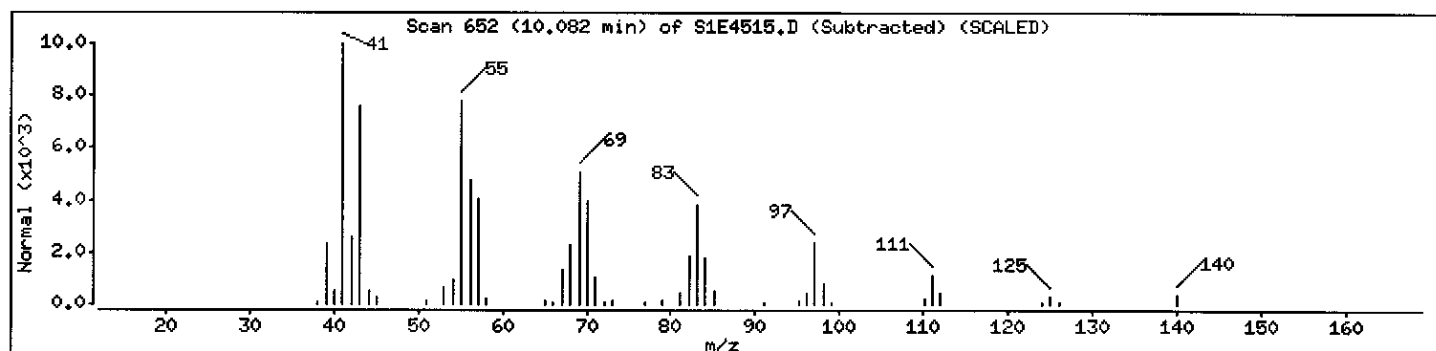
Volume Injected (uL): 2.0

Operator: AW SRC: LIMS

Column phase: DB-5MS

Column diameter: 0.25

Library Search Compound Match	CAS Number	Library	Entry	Quality	Formula	Weight
1-Dodecanol	112-53-8	NIST98.L	46855	91	C <sub>12</sub> H <sub>26</sub> O	186
Cyclodecane	293-96-9	NIST98.L	17265	90	C <sub>10</sub> H <sub>20</sub>	140
1-Undecanol	112-42-5	NIST98.L	37465	90	C <sub>11</sub> H <sub>24</sub> O	172



Data File: \\AVOCADRO\ORGANICS\organic\svoa\S1.i\050525.B\S1E4515.D

Date : 25-MAY-2005 14:15

Client ID: B-390

Instrument: S1.i

Sample Info: D0529-01A,,18109,,

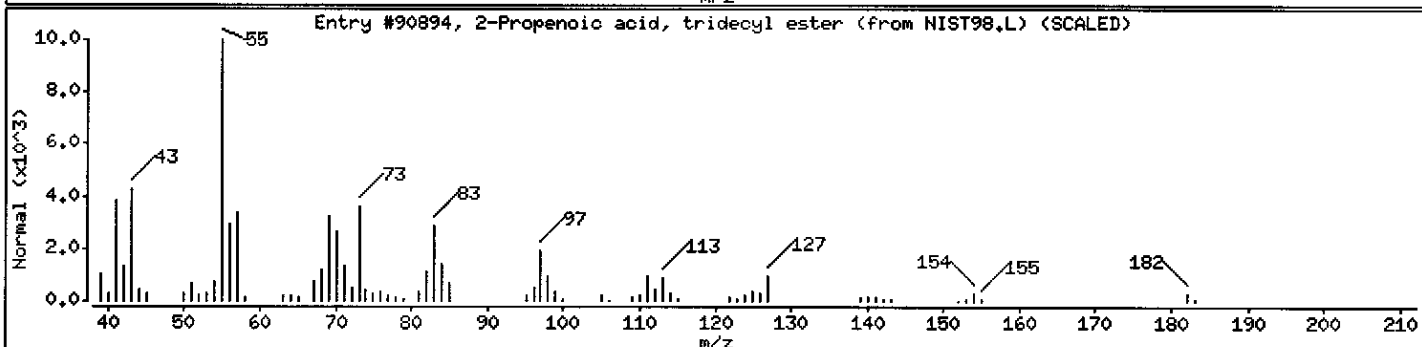
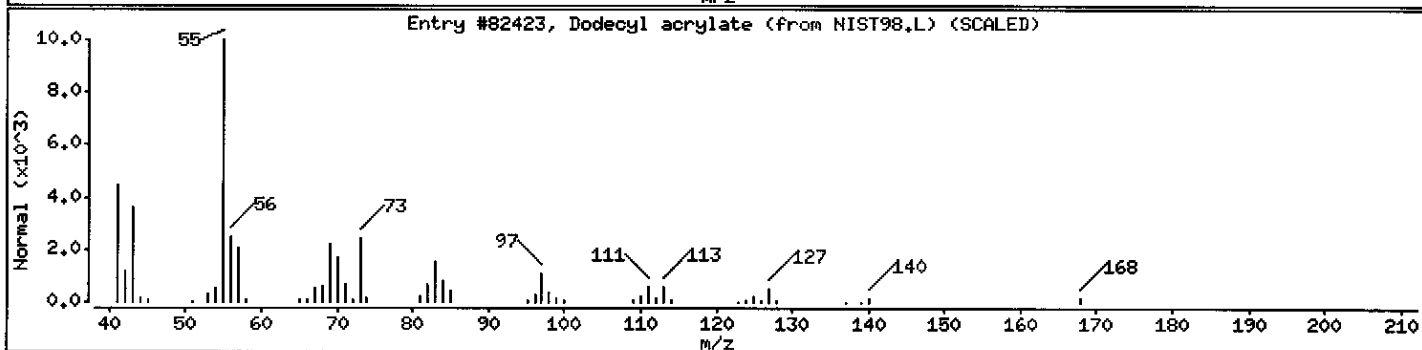
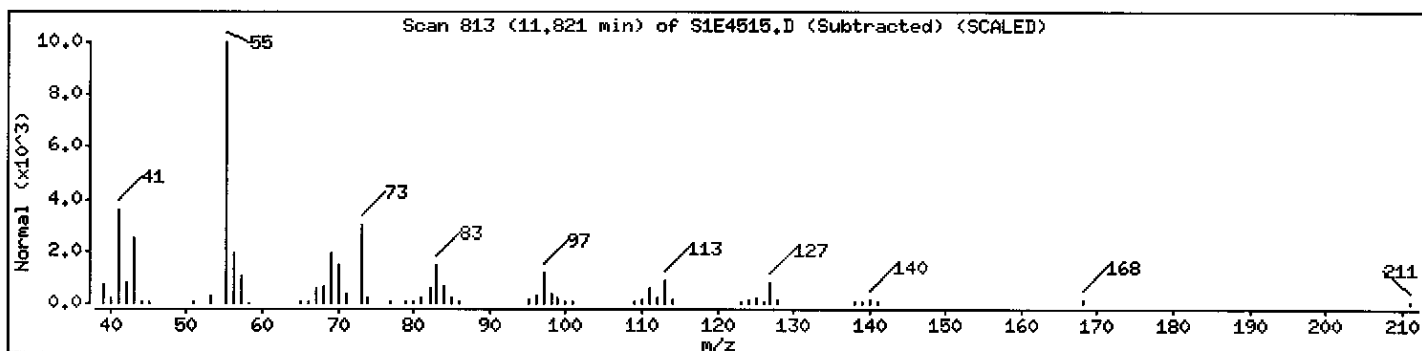
Volume Injected (uL): 2.0

Operator: AM SRC: LIMS

Column phase: DB-5MS

Column diameter: 0.25

Library Search Compound Match	CAS Number	Library	Entry	Quality	Formula	Weight
Dodecyl acrylate	2156-97-0	NIST98.L	82423	90	C15H28O2	240
2-Propenoic acid, tridecyl ester	3076-04-8	NIST98.L	90894	72	C16H30O2	254



Data File: \\AVOGADRO\ORGANICS\organic\svoa\S1.i\050525,B\S1E4515.D

Date : 25-MAY-2005 14:15

Client ID: B-390

Instrument: S1.i

Sample Info: D0529-01A,,18109,,

Volume Injected (uL): 2.0

Operator: AW SRC: LIMS

Column phase: DB-5MS

Column diameter: 0.25

Library Search Compound Match

CAS Number

Library

Entry

Quality

Formula

Weight

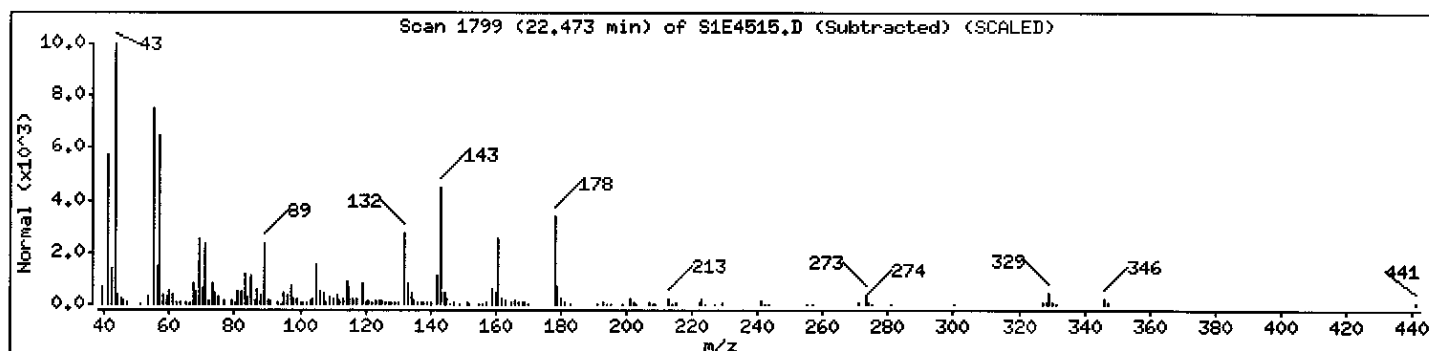
Unknown

Unknown

0

0

0



1C  
SEMIVOLATILE ORGANICS ANALYSIS DATA SHEET

EPA SAMPLE NO.

RINSATE2

Lab Name: MITKEM CORPORATION Contract: \_\_\_\_\_

Lab Code: MITKEM Case No.: \_\_\_\_\_ SAS No.: \_\_\_\_\_ SDG No.: MD0529

Matrix: (soil/water) WATER Lab Sample ID: D0529-03B

Sample wt/vol: 1000 (g/mL) ML Lab File ID: S1E4516

Level: (low/med) LOW Date Received: 05/07/05

% Moisture: \_\_\_\_\_ Decanted: (Y/N) \_\_\_\_\_ Date Extracted: 05/12/05

Concentrated Extract Volume: 1000 (uL) Date Analyzed: 05/25/05

Injection Volume: 2.0 (uL) Dilution Factor: 1.0

GPC Cleanup: (Y/N) N pH: \_\_\_\_\_ Extraction: (Type) CONT

CONCENTRATION UNITS:  
(ug/L or ug/Kg) UG/L Q

CAS NO.	COMPOUND		
100-52-7	Benzaldehyde	10	U
108-95-2	Phenol	10	U
111-44-4	bis(2-Chloroethyl) Ether	10	U
95-57-8	2-Chlorophenol	10	U
95-48-7	2-Methylphenol	10	U
108-60-1	2,2'-oxybis(1-Chloropropane)	10	U
98-86-2	Acetophenone	10	U
106-44-5	4-Methylphenol	10	U
621-64-7	N-Nitroso-di-n-propylamine	10	U
67-72-1	Hexachloroethane	10	U
98-95-3	Nitrobenzene	10	U
78-59-1	Isophorone	10	U
88-75-5	2-Nitrophenol	10	U
105-67-9	2,4-Dimethylphenol	10	U
111-91-1	bis(2-Chloroethoxy)methane	10	U
120-83-2	2,4-Dichlorophenol	10	U
91-20-3	Naphthalene	10	U
106-47-8	4-Chloroaniline	10	U
87-68-3	Hexachlorobutadiene	10	U
105-60-2	Caprolactam	10	U
59-50-7	4-Chloro-3-Methylphenol	10	U
91-57-6	2-Methylnaphthalene	10	U
77-47-4	Hexachlorocyclopentadiene	10	U
88-06-2	2,4,6-Trichlorophenol	10	U
95-95-4	2,4,5-Trichlorophenol	25	U
92-52-4	1,1'-Biphenyl	10	U
91-58-7	2-Chloronaphthalene	10	U
88-74-4	2-Nitroaniline	25	U
131-11-3	Dimethylphthalate	10	U
606-20-2	2,6-Dinitrotoluene	10	U
208-96-8	Acenaphthylene	10	U
99-09-2	3-Nitroaniline	25	U
83-32-9	Acenaphthene	10	U

1D  
SEMIVOLATILE ORGANICS ANALYSIS DATA SHEET

EPA SAMPLE NO.

RINSATE2

Lab Name: MITKEM CORPORATION Contract: \_\_\_\_\_

Lab Code: MITKEM Case No.: \_\_\_\_\_ SAS No.: \_\_\_\_\_ SDG No.: MD0529

Matrix: (soil/water) WATER Lab Sample ID: D0529-03B

Sample wt/vol: 1000 (g/mL) ML Lab File ID: S1E4516

Level: (low/med) LOW Date Received: 05/07/05

% Moisture: \_\_\_\_\_ Decanted: (Y/N) \_\_\_\_\_ Date Extracted: 05/12/05

Concentrated Extract Volume: 1000 (uL) Date Analyzed: 05/25/05

Injection Volume: 2.0 (uL) Dilution Factor: 1.0

GPC Cleanup: (Y/N) N pH: \_\_\_\_\_ Extraction: (Type) CONT

CONCENTRATION UNITS:  
(ug/L or ug/Kg) UG/L Q

CAS NO.	COMPOUND		
51-28-5	2,4-Dinitrophenol	25	U
100-02-7	4-Nitrophenol	25	U
132-64-9	Dibenzofuran	10	U
121-14-2	2,4-Dinitrotoluene	10	U
84-66-2	Diethylphthalate	10	U
86-73-7	Fluorene	10	U
7005-72-3	4-Chlorophenyl-phenylether	10	U
100-01-6	4-Nitroaniline	25	U
534-52-1	4,6-Dinitro-2-methylphenol	25	U
86-30-6	N-Nitrosodiphenylamine (1)	10	U
101-55-3	4-Bromophenyl-phenylether	10	U
118-74-1	Hexachlorobenzene	10	U
1912-24-9	Atrazine	10	U
87-86-5	Pentachlorophenol	25	U
85-01-8	Phenanthrene	10	U
120-12-7	Anthracene	10	U
86-74-8	Carbazole	10	U
84-74-2	Di-n-butylphthalate	10	U
206-44-0	Fluoranthene	10	U
129-00-0	Pyrene	10	U
85-68-7	Butylbenzylphthalate	10	U
91-94-1	3,3'-Dichlorobenzidine	10	U
56-55-3	Benzo(a)anthracene	10	U
218-01-9	Chrysene	10	U
117-81-7	bis(2-Ethylhexyl)phthalate	10	U
117-84-0	Di-n-octylphthalate	10	U
205-99-2	Benzo(b)fluoranthene	10	U
207-08-9	Benzo(k)fluoranthene	10	U
50-32-8	Benzo(a)pyrene	10	U
193-39-5	Indeno(1,2,3-cd)pyrene	10	U
53-70-3	Dibenzo(a,h)anthracene	10	U
191-24-2	Benzo(g,h,i)perylene	10	U

(1) - Cannot be separated from Diphenylamine



1G  
SEMIVOLATILE ORGANICS ANALYSIS DATA SHEET  
TENTATIVELY IDENTIFIED COMPOUNDS

EPA SAMPLE NO.

RINSATE2

Lab Name: MITKEM CORPORATION Contract: \_\_\_\_\_

Lab Code: MITKEM Case No.: \_\_\_\_\_ SAS No.: \_\_\_\_\_ SDG No.: MD0529

Matrix: (soil/water) WATER Lab Sample ID: D0529-03B

Sample wt/vol: 1000 (g/mL) ML Lab File ID: S1E4516

Level: (low/med) LOW Date Received: 05/07/05

% Moisture: \_\_\_\_\_ Decanted: (Y/N) \_\_\_\_\_ Date Extracted: 05/12/05

Concentrated Extract Volume: 1000 (uL) Date Analyzed: 05/25/05

Injection Volume: 2.0 (uL) Dilution Factor: 1.0

GPC Cleanup: (Y/N) N pH: \_\_\_\_\_ Extraction: (Type) CONT

Number TICs found: 0

CONCENTRATION UNITS:  
(ug/L or ug/Kg) ug/L

CAS NUMBER	COMPOUND NAME	RT	EST. CONC.	Q
1.				
2.				
3.				
4.				
5.				
6.				
7.				
8.				
9.				
10.				
11.				
12.				
13.				
14.				
15.				
16.				
17.				
18.				
19.				
20.				
21.				
22.				
23.				
24.				
25.				
26.				
27.				
28.				
29.				
30.				

Data File: \\AVOCADRO\ORGANICS\organic\svoa\S1.1\050525.B\S1E4516.D

Date : 25-MAY-2005 14:49

Client ID: RINSATE2

Sample Info: D0529-03B,,18091,,

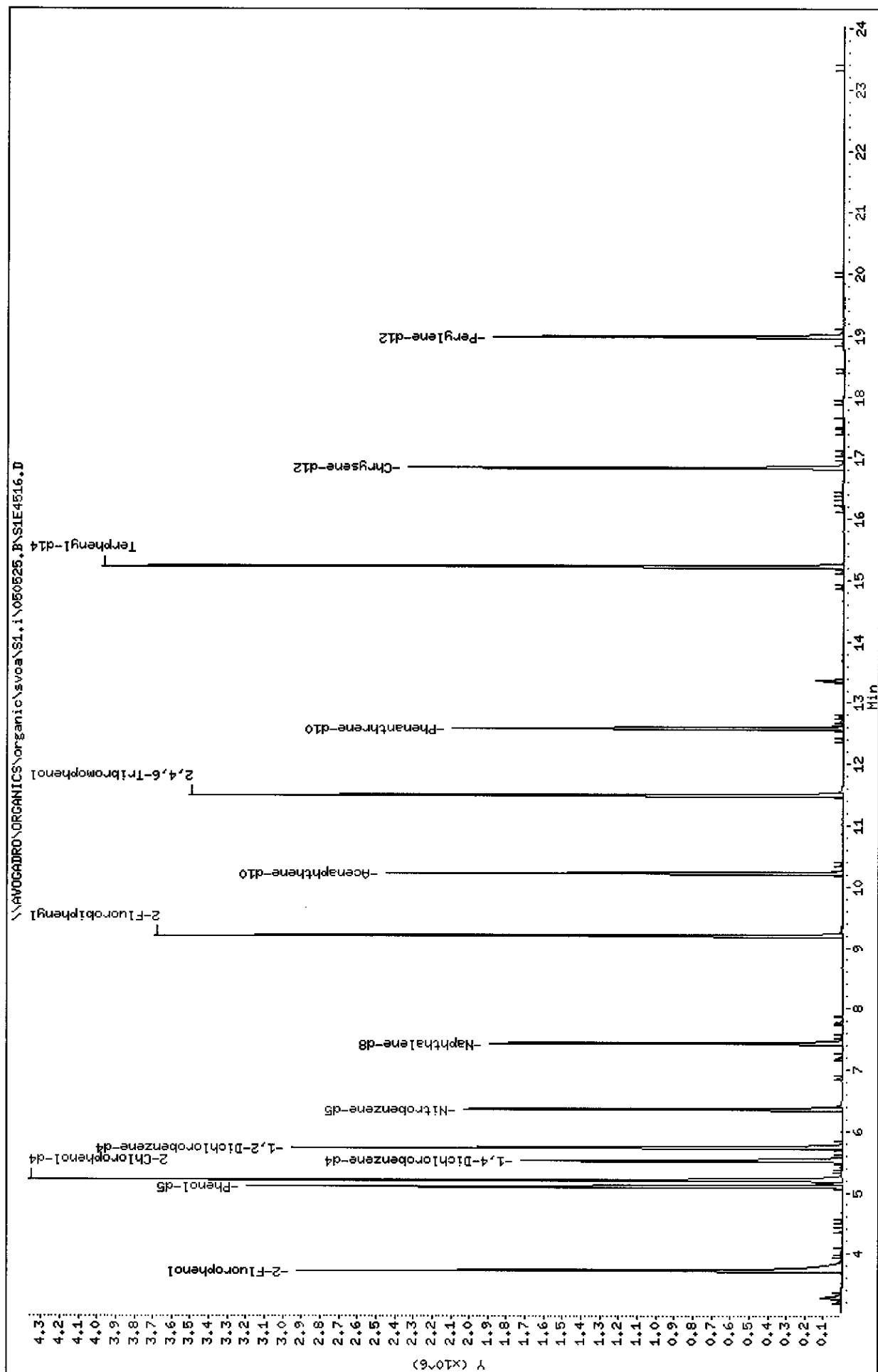
Volume Injected (uL): 2.0

Column phase: DB-5MS

Instrument: S1.1

Operator: AM SRC: LIHS

Column diameter: 0.25



Data File: S1E4516.D  
Report Date: 26-May-2005 16:10

Mitkem Corporation

CLP OLM04.1 QUANTITATION REPORT

Data file : \\AVOGADRO\ORGANICS\organic\svoa\S1.i\050525.B\S1E4516.D  
Lab Smp Id: D0529-03B Client Smp ID: RINSATE2  
Inj Date : 25-MAY-2005 14:49  
Operator : AW SRC: LIMS Inst ID: S1.i  
Smp Info : D0529-03B,,18091,,  
Misc Info :  
Comment :  
Method : \\AVOGADRO\ORGANICS\organic\svoa\S1.i\050525.B\s1\_olm4\_2\_S.m  
Meth Date : 25-May-2005 09:24 mtl Quant Type: ISTD  
Cal Date : 25-MAY-2005 08:53 Cal File: S1E4506.D ✓  
Als bottle: 7  
Dil Factor: 1.00000  
Integrator: HP RTE Compound Sublist: OLM4.sub  
Target Version: 4.03  
Processing Host: TARGET1

Concentration Formula:  $\text{Amt} * \text{DF} * \text{Uf} * (\text{Vt}/\text{Vi}) * (1/\text{Vo})$

Name	Value	Description
DF	1.000	Dilution Factor
Uf	1.000	GPC Correction Factor
Vt	1000.000	Volume of final extract (uL)
Vi	2.000	Volume injected (uL)
Vo	1000.000	Volume of sample extracted (mL)

Compounds	QUANT SIG MASS	RT	EXP RT	REL RT	RESPONSE	CONCENTRATIONS	
						ON-COLUMN ( ng)	FINAL ( ug/L)
\$ 1 2-Fluorophenol	112	3.727	3.726	(0.675)	1120103	110.239	55
\$ 3 Phenol-d5	99	5.099	5.098	(0.924)	1385541	121.623	61
\$ 6 2-Chlorophenol-d4	132	5.207	5.206	(0.943)	1466923	119.848	60
* 8 1,4-Dichlorobenzene-d4	152	5.520	5.520	(1.000)	370640	40.0000	
\$ 9 1,2-Dichlorobenzene-d4	152	5.736	5.736	(1.039)	596155	68.6412	34
\$ 16 Nitrobenzene-d5	82	6.373	6.373	(0.858)	947687	85.2360	43
* 23 Naphthalene-d8	136	7.432	7.443	(1.000)	1294587	40.0000	
\$ 33 2-Fluorobiphenyl	172	9.193	9.204	(0.900)	1607635	73.4664	37
* 41 Acenaphthene-d10	164	10.220	10.219	(1.000)	714495	40.0000	
\$ 53 2,4,6-Tribromophenol	330	11.494	11.505	(0.913)	722375	113.886	57
* 58 Phenanthrene-d10	188	12.596	12.596	(1.000)	1188261	40.0000	
\$ 65 Terphenyl-d14	244	15.243	15.232	(0.904)	2002411	92.2578	46
* 69 Chrysene-d12	240	16.853	16.863	(1.000)	1154248	40.0000	
* 76 Perylene-d12	264	18.981	18.992	(1.000)	1034238	40.0000	

05/26/05  
Ay

KC

Data File: S1E4516.D  
Report Date: 26-May-2005 16:10

Mitkem Corporation

CLP OLM04.1 QUANTITATION REPORT

Data file : \\AVOGADRO\ORGANICS\organic\svoa\S1.i\050525.B\S1E4516.D  
Lab Smp Id: D0529-03B Client Smp ID: RINSATE2  
Inj Date : 25-MAY-2005 14:49  
Operator : AW SRC: LIMS Inst ID: S1.i  
Smp Info : D0529-03B,,18091,,  
Misc Info :  
Comment :  
Method : \\AVOGADRO\ORGANICS\organic\svoa\S1.i\050525.B\s1\_olm4\_2\_S.m  
Meth Date : 25-May-2005 09:24 mtl Quant Type: ISTD  
Cal Date : 25-MAY-2005 08:53 Cal File: S1E4506.D  
Als bottle: 7  
Dil Factor: 1.00000  
Integrator: HP RTE Compound Sublist: OLM4.sub  
Target Version: 4.03  
Processing Host: TARGET1

- NO TENTATIVELY IDENTIFIED COMPOUNDS -

6C  
SEMIVOLATILE ORGANICS INITIAL CALIBRATION DATA

Lab Name: MITKEM CORPORATION Contract: \_\_\_\_\_  
 Lab Code: MITKEM Case No.: \_\_\_\_\_ SAS No.: \_\_\_\_\_ SDG No.: MD0529  
 Instrument ID: S1 Calibration Date(s): 05/19/05 05/19/05  
 Calibration Times: 1315 1520

LAB FILE ID:		RRF20 =	S1E4489	RRF50 =	S1E4487		
RRF80 =		S1E4490	RRF120=	S1E4491	RRF160=	S1E4488	
COMPOUND		RRF20	RRF50	RRF80	RRF120	RRF160	% RSD
Benzaldehyde		0.532	0.614	0.559	0.522	0.284	25.3
Phenol	*	1.105	1.035	1.153	1.053	1.086	4.2*
bis(2-Chloroethyl) Ether	*	0.855	0.739	0.989	0.961	1.072	14.0*
2-Chlorophenol	*	1.190	1.114	1.213	1.118	1.166	3.8*
2-Methylphenol	*	0.778	0.767	0.872	0.767	0.834	5.9*
2,2'-oxybis(1-Chloropropane)		1.116	1.171	1.315	1.221	1.438	10.2
Acetophenone		1.264	1.239	1.357	1.309	1.327	3.7
4-Methylphenol	*	0.832	0.839	0.896	0.830	1.000	8.3*
N-Nitroso-di-n-propylamine	*	0.678	0.752	0.701	0.578	0.638	9.8*
Hexachloroethane	*	0.591	0.542	0.641	0.565	0.609	6.5*
Nitrobenzene	*	0.355	0.313	0.371	0.343	0.339	6.2*
Isophorone	*	0.560	0.517	0.634	0.576	0.585	7.3*
2-Nitrophenol	*	0.237	0.206	0.236	0.231	0.224	5.6*
2,4-Dimethylphenol	*	0.161	0.235	0.225	0.216	0.198	14.0*
bis(2-Chloroethoxy)methane	*	0.344	0.285	0.317	0.323	0.340	7.3*
2,4-Dichlorophenol	*	0.360	0.292	0.382	0.353	0.366	9.8*
Naphthalene	*	0.881	0.822	0.984	0.873	1.007	8.6*
4-Chloroaniline		0.356	0.294	0.276	0.283	0.167	24.9
Hexachlorobutadiene		0.265	0.222	0.285	0.265	0.267	9.0
Caprolactam		0.094	0.088	0.075	0.082	0.076	9.9
4-Chloro-3-Methylphenol	*	0.268	0.244	0.293	0.265	0.244	7.7*
2-Methylnaphthalene	*	0.680	0.514	0.677	0.642	0.688	11.4*
Hexachlorocyclopentadiene		0.255	0.481	0.422	0.411	0.435	21.5
2,4,6-Trichlorophenol	*	0.400	0.504	0.469	0.425	0.419	9.5*
2,4,5-Trichlorophenol	*		0.579	0.561	0.453	0.419	15.7*
1,1'-Biphenyl		1.382	1.448	1.628	1.499	1.433	6.3
2-Chloronaphthalene	*	1.172	1.135	1.336	1.129	1.091	8.2*
2-Nitroaniline			0.329	0.364	0.311	0.332	6.6
Dimethylphthalate		1.358	1.270	1.610	1.390	1.381	9.0
2,6-Dinitrotoluene	*	0.342	0.314	0.378	0.328	0.324	7.4*
Acenaphthylene	*	1.600	1.583	1.797	1.654	1.745	5.5*
3-Nitroaniline			0.292	0.348	0.297	0.293	8.8
Acenaphthene	*	0.997	1.014	1.212	1.081	1.120	8.0*
2,4-Dinitrophenol			0.232	0.316	0.259	0.268	13.0
4-Nitrophenol			0.186	0.238	0.208	0.204	10.5
Dibenzofuran	*	1.574	1.648	1.979	1.609	1.769	9.6*

\* Compounds with required minimum RRF and maximum %RSD values.  
 All other compounds must meet a minimum RRF of 0.010.

6D  
SEMIVOLATILE ORGANICS INITIAL CALIBRATION DATA

Lab Name: MITKEM CORPORATION Contract: \_\_\_\_\_  
 Lab Code: MITKEM Case No.: \_\_\_\_\_ SAS No.: \_\_\_\_\_ SDG No.: MD0529  
 Instrument ID: S1 Calibration Date(s): 05/19/05 05/19/05  
 Calibration Times: 1315 1520

LAB FILE ID:		RRF20 =	S1E4489	RRF50 =	S1E4487		
RRF80 =		S1E4490	RRF120=	S1E4491	RRF160=	S1E4488	
COMPOUND		RRF20	RRF50	RRF80	RRF120	RRF160	% RSD
=====		=====	=====	=====	=====	=====	=====
2,4-Dinitrotoluene	*	0.447	0.437	0.532	0.469	0.439	8.5*
Diethylphthalate		1.436	1.459	1.647	1.445	1.322	8.0
Fluorene	*	1.240	1.176	1.537	1.242	1.318	10.8*
4-Chlorophenyl-phenylether	*	0.669	0.617	0.722	0.686	0.640	6.1*
4-Nitroaniline			0.283	0.278	0.222	0.146	27.4
4,6-Dinitro-2-methylphenol			0.168	0.212	0.182	0.211	11.2
N-Nitrosodiphenylamine (1)		0.533	0.488	0.593	0.545	0.544	6.9
4-Bromophenyl-phenylether	*	0.266	0.240	0.288	0.254	0.281	7.3*
Hexachlorobenzene	*	0.316	0.294	0.350	0.324	0.334	6.4*
Atrazine		0.202	0.207	0.242	0.210	0.200	8.0
Pentachlorophenol	*		0.137	0.181	0.169	0.182	12.7*
Phenanthrene	*	1.144	0.969	1.248	1.108	1.122	8.9*
Anthracene	*	1.062	0.953	1.193	1.034	1.023	8.4*
Carbazole		0.968	0.764	1.002	0.884	0.922	10.1
Di-n-butylphthalate		1.514	1.385	1.605	1.414	1.450	5.9
Fluoranthene	*	1.199	1.067	1.330	1.140	1.170	8.2*
Pyrene	*	1.237	1.207	1.424	1.255	1.306	6.6*
Butylbenzylphthalate		0.614	0.564	0.695	0.646	0.685	8.3
3,3'-Dichlorobenzidine		0.292	0.316	0.346	0.318	0.239	13.2
Benzo(a)anthracene	*	1.246	1.093	1.360	1.210	1.275	7.9*
Chrysene	*	0.990	1.013	1.190	1.139	1.278	10.8*
bis(2-Ethylhexyl)phthalate		0.877	0.820	0.925	0.857	0.851	4.5
Di-n-octylphthalate		1.582	1.477	1.931	1.593	1.640	10.4
Benzo(b)fluoranthene	*	1.405	1.324	1.843	1.695	1.953	16.6*
Benzo(k)fluoranthene	*	1.431	1.271	1.446	1.695	1.953	17.2*
Benzo(a)pyrene	*	1.294	1.110	1.334	1.189	1.192	7.4*
Indeno(1,2,3-cd)pyrene	*	1.552	1.407	1.848	1.545	1.562	10.2*
Dibenzo(a,h)anthracene	*	1.272	1.163	1.477	1.221	1.275	9.2*
Benzo(g,h,i)perylene	*	1.317	1.197	1.534	1.234	1.254	10.2*
=====		=====	=====	=====	=====	=====	=====
Nitrobenzene-d5	*	0.415	0.347	0.409	0.383	0.397	7.0*
2-Fluorobiphenyl	*	1.357	1.611	1.676	1.430	1.481	8.6*
Terphenyl-d14	*	0.950	0.839	1.036	0.983	1.021	8.1*
Phenol-d5	*	1.142	1.084	1.217	1.110	1.184	4.7*
2-Fluorophenol	*	1.420	1.116	1.175	1.053	1.132	12.0*
2,4,6-Tribromophenol		0.195	0.195	0.253	0.209	0.224	11.2
2-Chlorophenol-d4	*	1.378	1.152	1.364	1.257	1.343	7.3*
1,2-Dichlorobenzene-d4	*	0.976	0.859	1.036	0.907	0.931	7.1*

(1) Cannot be separated from Diphenylamine

\* Compounds with required minimum RRF and maximum %RSD values.

All other compounds must meet a minimum RRF of 0.010.

Data File: \\AVOCADRO\ORGANICS\organic\svoa\SI.1\050519.B\SI4489.D

Date : 19-MAY-2005 14:18

Client ID: SST0201V

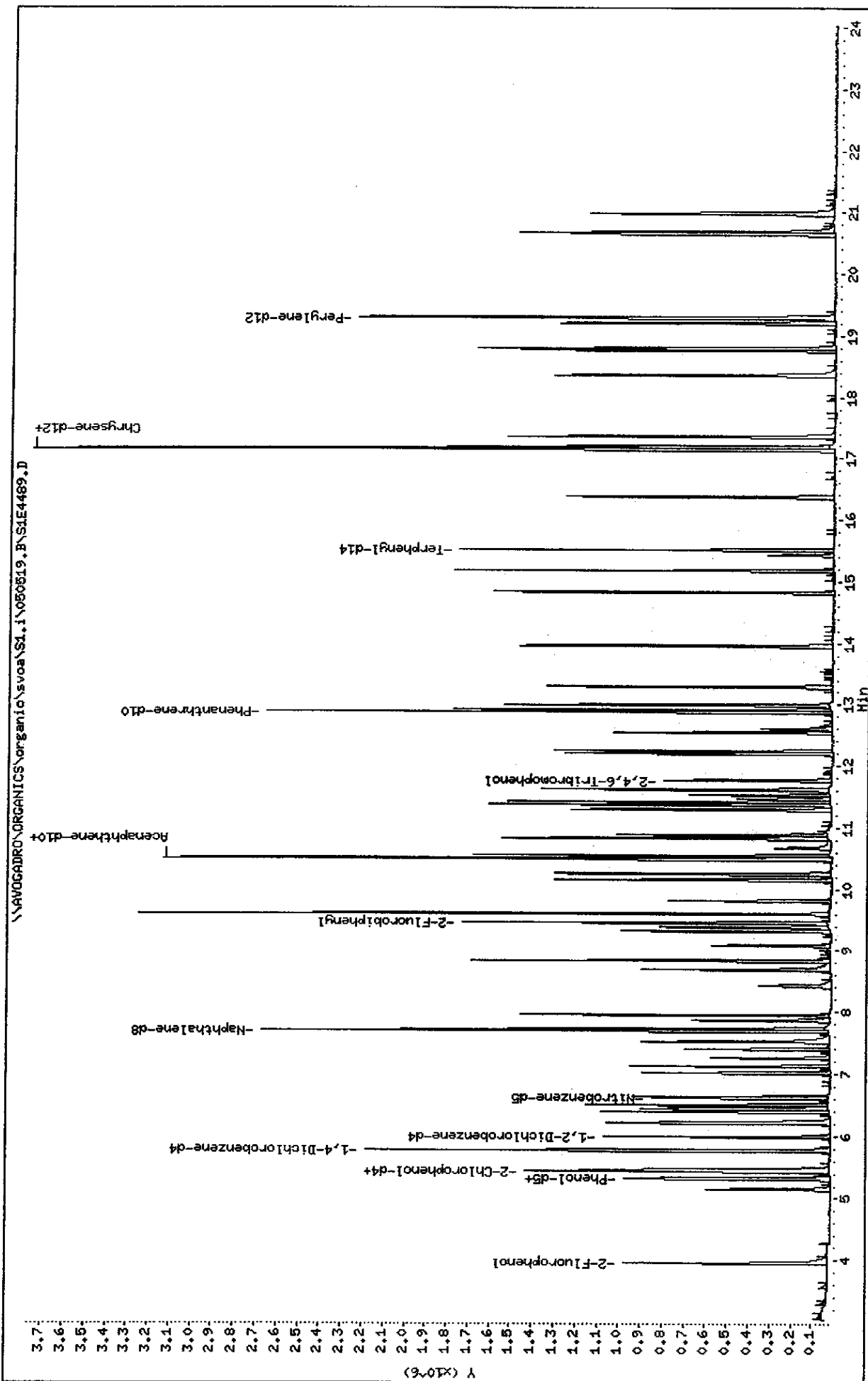
Sample Info: SST0201V, SST0201V

Instrument: SI.1

Operator: KC SRC: KC

Column diameter: 0.25

Column phase: DB-5MS



Data File: S1E4489.D  
Report Date: 19-May-2005 15:15

# Mitkem Corporation

## CLP OLM04.1 QUANTITATION REPORT

Data file : \\AVOGADRO\ORGANICS\organic\svoa\S1.i\050519.B\S1E4489.D  
Lab Smp Id: SST0201V Client Smp ID: SST0201V  
Inj Date : 19-MAY-2005 14:18  
Operator : KC SRC: KC Inst ID: S1.i  
Smp Info : SST0201V, SST0201V  
Misc Info : 3,,DFTPP,3  
Comment :  
Method : \\AVOGADRO\ORGANICS\organic\svoa\S1.i\050519.B\s1\_olm4\_2\_S.m  
Meth Date : 19-May-2005 15:15 mtl Quant Type: ISTD  
Cal Date : 19-MAY-2005 13:15 Cal File: S1E4487.D  
Als bottle: 4 Calibration Sample, Level: 1  
Dil Factor: 1.00000  
Integrator: HP RTE Compound Sublist: OLM4.sub  
Target Version: 4.03  
Processing Host: TARGET7

Compounds	QUANT SIG				RESPONSE	AMOUNTS	
	MASS	RT	EXP RT	REL RT		CAL-AMT ( ng)	ON-COL ( ng)
=====	=====	==	=====	=====	=====	=====	=====
\$ 1 2-Fluorophenol	112	3.952	3.953 (0.684)		388218	20.0000	23
2 Benzaldehyde	77	5.152	5.163 (0.892)		145397	20.0000	22
\$ 3 Phenol-d5	99	5.314	5.314 (0.920)		312393	20.0000	20
4 Phenol	94	5.324	5.336 (0.921)		302086	20.0000	21
5 bis(2-Chloroethyl) Ether	93	5.432	5.444 (0.940)		233833	20.0000	19
\$ 6 2-Chlorophenol-d4	132	5.443	5.455 (0.942)		376884	20.0000	21
7 2-Chlorophenol	128	5.465	5.476 (0.946)		325456	20.0000	21
* 8 1,4-Dichlorobenzene-d4	152	5.778	5.779 (1.000)		546907	40.0000	
\$ 9 1,2-Dichlorobenzene-d4	152	5.994	5.995 (1.037)		266765	20.0000	21
10 2-Methylphenol	108	6.210	6.211 (1.075)		212758	20.0000	20
11 2,2'-oxybis(1-Chloropropane)	45	6.232	6.244 (1.079)		305124	20.0000	18
12 Acetophenone	105	6.405	6.416 (1.108)		345623	20.0000	20
13 4-Methylphenol	108	6.448	6.470 (1.116)		227386	20.0000	19
14 N-Nitroso-di-n-propylamine	70	6.437	6.449 (1.114)		185481	20.0000	20
15 Hexachloroethane	117	6.502	6.503 (1.125)		161631	20.0000	20
\$ 16 Nitrobenzene-d5	82	6.621	6.622 (0.860)		367415	20.0000	22
17 Nitrobenzene	77	6.642	6.654 (0.863)		314380	20.0000	21
18 Isophorone	82	7.031	7.043 (0.913)		495668	20.0000	20
19 2-Nitrophenol	139	7.128	7.140 (0.926)		209905	20.0000	21
20 2,4-Dimethylphenol	107	7.258	7.270 (0.942)		142668	20.0000	16
21 bis(2-Chloroethoxy)methane	93	7.409	7.410 (0.962)		304017	20.0000	21
22 2,4-Dichlorophenol	162	7.517	7.529 (0.976)		318647	20.0000	21
* 23 Naphthalene-d8	136	7.701	7.702 (1.000)		1769466	40.0000	
24 Naphthalene	128	7.734	7.734 (1.004)		779288	20.0000	20
25 4-Chloroaniline	127	7.863	7.864 (1.021)		314889	20.0000	26
26 Hexachlorobutadiene	225	7.950	7.950 (1.032)		234881	20.0000	21



Data File: S1E4489.D  
Report Date: 19-May-2005 15:15

Compounds	QUANT SIG	AMOUNTS					
		MASS	RT	EXP RT	REL RT	RESPONSE	CAL-AMT ( ng)
=====	=====	=====	=====	=====	=====	=====	=====
27 Caprolactam	113	8.436	8.491	(1.095)	83490	20.0000	22
28 4-Chloro-3-Methylphenol	107	8.695	8.707	(1.129)	236797	20.0000	21
29 2-Methylnaphthalene	142	8.835	8.836	(1.147)	602050	20.0000	22
30 Hexachlorocyclopentadiene	237	9.084	9.096	(0.865)	136808	20.0000	13
31 2,4,6-Trichlorophenol	196	9.322	9.323	(0.888)	214871	20.0000	18
32 2,4,5-Trichlorophenol	196	9.386	9.387	(0.894)	273304	20.0000	20
\$ 33 2-Fluorobiphenyl	172	9.451	9.463	(0.900)	729311	20.0000	18
34 1,1'-Biphenyl	154	9.602	9.604	(0.915)	742579	20.0000	19
35 2-Chloronaphthalene	162	9.602	9.614	(0.915)	629961	20.0000	21
36 2-Nitroaniline	65	9.808	9.819	(0.934)	169338	20.0000	19
37 Dimethylphthalate	163	10.154	10.165	(0.967)	729446	20.0000	20
38 2,6-Dinitrotoluene	165	10.240	10.252	(0.975)	183595	20.0000	21
39 Acenaphthylene	152	10.262	10.262	(0.977)	859591	20.0000	19
40 3-Nitroaniline	138	10.488	10.500	(0.999)	163561	20.0000	21
* 41 Acenaphthene-d10	164	10.499	10.500	(1.000)	1074655	40.0000	
42 Acenaphthene	153	10.542	10.554	(1.004)	535633	20.0000	19
43 2,4-Dinitrophenol	184	10.672	10.684	(1.016)	87140	20.0000	13
44 4-Nitrophenol	109	10.834	10.846	(1.032)	84373	20.0000	16
45 Dibenzofuran	168	10.823	10.835	(1.031)	845859	20.0000	19
46 2,4-Dinitrotoluene	165	10.877	10.889	(1.036)	240054	20.0000	20
47 Diethylphthalate	149	11.299	11.310	(1.076)	771796	20.0000	20
48 Fluorene	166	11.374	11.386	(1.083)	666170	20.0000	20
49 4-Chlorophenyl-phenylether	204	11.418	11.429	(1.087)	359664	20.0000	21
50 4-Nitroaniline	138	11.472	11.494	(1.093)	139003	20.0000	24
51 4,6-Dinitro-2-methylphenol	198	11.526	11.548	(0.895)	157368	20.0000	18
52 N-Nitrosodiphenylamine	169	11.623	11.635	(0.903)	478084	20.0000	20
\$ 53 2,4,6-Tribromophenol	330	11.763	11.775	(0.914)	175316	20.0000	19
54 4-Bromophenyl-phenylether	248	12.195	12.207	(0.947)	238420	20.0000	20
55 Hexachlorobenzene	284	12.249	12.261	(0.951)	283516	20.0000	20
56 Atrazine	200	12.552	12.564	(0.975)	181166	20.0000	20
57 Pentachlorophenol	266	12.606	12.607	(0.979)	111043	20.0000	16
* 58 Phenanthrene-d10	188	12.876	12.888	(1.000)	1794012	40.0000	
59 Phenanthrene	178	12.919	12.920	(1.003)	1026367	20.0000	21
60 Anthracene	178	12.995	13.007	(1.009)	952517	20.0000	21
61 Carbazole	167	13.297	13.298	(1.033)	868142	20.0000	22
62 Di-n-butylphthalate	149	13.967	13.968	(1.085)	1358019	20.0000	21
63 Fluoranthene	202	14.831	14.832	(1.152)	1075823	20.0000	21
64 Pyrene	202	15.177	15.189	(0.884)	1115835	20.0000	20
\$ 65 Terphenyl-d14	244	15.512	15.524	(0.904)	857168	20.0000	20
66 Butylbenzylphthalate	149	16.376	16.377	(0.954)	554153	20.0000	20
67 3,3'-Dichlorobenzidine	252	17.154	17.166	(0.999)	262945	20.0000	21
68 Benzo(a)anthracene	228	17.133	17.144	(0.998)	1123561	20.0000	21
* 69 Chrysene-d12	240	17.165	17.166	(1.000)	1804069	40.0000	
70 Chrysene	228	17.197	17.209	(1.002)	892672	20.0000	18
71 bis(2-Ethylhexyl)phthalate	149	17.349	17.350	(1.011)	790658	20.0000	21
72 Di-n-octylphthalate	149	18.353	18.365	(0.951)	1301975	20.0000	20
73 Benzo(b)fluoranthene	252	18.764	18.776	(0.973)	1155731	20.0000	18

Data File: S1E4489.D  
Report Date: 19-May-2005 15:15

Compounds	QUANT SIG						AMOUNTS	
	MASS	RT	EXP RT	REL RT	RESPONSE		CAL-AMT ( ng)	ON-COL ( ng)
=====	=====	==	=====	=====	=====		=====	=====
74 Benzo(k)fluoranthene	252	18.807	18.819	(0.975)	1177053		20.0000	18
75 Benzo(a)pyrene	252	19.218	19.219	(0.996)	1064731		20.0000	22
* 76 Perylene-d12	264	19.293	19.305	(1.000)	1645599		40.0000	
77 Indeno(1,2,3-cd)pyrene	276	20.644	20.666	(1.070)	1277078		20.0000	21
78 Dibenzo(a,h)anthracene	278	20.676	20.688	(1.072)	1046836		20.0000	21
79 Benzo(g,h,i)perylene	276	20.979	21.001	(1.087)	1083760		20.0000	21

KL  
5/19/05

Data File: \\AVOCADRO\ORGANICS\organic\avoa\S1.i\050519.B\S1E4487.D

Date : 19-MAY-2005 13:15

Client ID: SST0501V


Sample Info: SST0501V, SST0501V

Instrument: S1.i

Operator: KC SRC: KC

Column diameter: 0.25

Column phase: DB-5MS



Data File: S1E4487.D  
Report Date: 19-May-2005 15:15

Mitkem Corporation

CLP OLM04.1 QUANTITATION REPORT

Data file : \\AVOGADRO\ORGANICS\organic\svoa\S1.i\050519.B\S1E4487.D  
Lab Smp Id: SSTD0501V Client Smp ID: SSTD0501V  
Inj Date : 19-MAY-2005 13:15  
Operator : KC SRC: KC Inst ID: S1.i  
Smp Info : SSTD0501V, SSTD0501V  
Misc Info : 3,,DFTPP,3  
Comment :  
Method : \\AVOGADRO\ORGANICS\organic\svoa\S1.i\050519.B\s1\_olm4\_2\_S.m  
Meth Date : 19-May-2005 15:15 mtl Quant Type: ISTD  
Cal Date : 19-MAY-2005 13:15 Cal File: S1E4487.D  
Als bottle: 2 Calibration Sample, Level: 2  
Dil Factor: 1.00000  
Integrator: HP RTE Compound Sublist: OLM4.sub  
Target Version: 4.03  
Processing Host: TARGET7

Compounds	QUANT SIG	AMOUNTS					
		MASS	RT	EXP RT	REL RT	RESPONSE	CAL-AMT ( ng)
							ON-COL ( ng)
\$ 1 2-Fluorophenol	112	3.953	3.953	(0.684)	921640	50.0000	50
2 Benzaldehyde	77	5.163	5.163	(0.893)	506993	50.0000	50
\$ 3 Phenol-d5	99	5.314	5.314	(0.920)	895869	50.0000	50
4 Phenol	94	5.336	5.336	(0.923)	854822	50.0000	50
5 bis(2-Chloroethyl)Ether	93	5.444	5.444	(0.942)	610272	50.0000	50
\$ 6 2-Chlorophenol-d4	132	5.455	5.455	(0.944)	951460	50.0000	50
7 2-Chlorophenol	128	5.476	5.476	(0.948)	920136	50.0000	50
* 8 1,4-Dichlorobenzene-d4	152	5.779	5.779	(1.000)	660929	40.0000	
\$ 9 1,2-Dichlorobenzene-d4	152	5.995	5.995	(1.037)	709968	50.0000	50
10 2-Methylphenol	108	6.211	6.211	(1.075)	633399	50.0000	50
11 2,2'-oxybis(1-Chloropropane)	45	6.244	6.244	(1.080)	967063	50.0000	50
12 Acetophenone	105	6.416	6.416	(1.110)	1023875	50.0000	50
13 4-Methylphenol	108	6.470	6.470	(1.120)	693125	50.0000	50
14 N-Nitroso-di-n-propylamine	70	6.449	6.449	(1.116)	620911	50.0000	50
15 Hexachloroethane	117	6.503	6.503	(1.125)	448075	50.0000	50
\$ 16 Nitrobenzene-d5	82	6.622	6.622	(0.860)	959633	50.0000	50
17 Nitrobenzene	77	6.654	6.654	(0.864)	866053	50.0000	50
18 Isophorone	82	7.043	7.043	(0.914)	1430160	50.0000	50
19 2-Nitrophenol	139	7.140	7.140	(0.927)	570079	50.0000	50
20 2,4-Dimethylphenol	107	7.270	7.270	(0.944)	650086	50.0000	50
21 bis(2-Chloroethoxy)methane	93	7.410	7.410	(0.962)	786919	50.0000	50
22 2,4-Dichlorophenol	162	7.529	7.529	(0.978)	808832	50.0000	50
* 23 Naphthalene-d8	136	7.702	7.702	(1.000)	2212403	40.0000	
24 Naphthalene	128	7.734	7.734	(1.004)	2273397	50.0000	50
25 4-Chloroaniline	127	7.864	7.864	(1.021)	814201	50.0000	50
26 Hexachlorobutadiene	225	7.950	7.950	(1.032)	612833	50.0000	50

Data File: S1E4487.D  
Report Date: 19-May-2005 15:15

Compounds	QUANT SIG	MASS	RT	EXP RT	REL RT	RESPONSE	AMOUNTS	
							CAL-AMT	ON-COL
							( ng)	( ng)
=====	=====	=====	=====	=====	=====	=====	=====	=====
27 Caprolactam		113	8.491	8.491	(1.102)	241992	50.0000	50
28 4-Chloro-3-Methylphenol		107	8.707	8.707	(1.130)	675722	50.0000	50
29 2-Methylnaphthalene		142	8.836	8.836	(1.147)	1420181	50.0000	50
30 Hexachlorocyclopentadiene		237	9.096	9.096	(0.866)	577193	50.0000	50
31 2,4,6-Trichlorophenol		196	9.323	9.323	(0.888)	604618	50.0000	50
32 2,4,5-Trichlorophenol		196	9.387	9.387	(0.894)	693976	50.0000	50
\$ 33 2-Fluorobiphenyl		172	9.463	9.463	(0.901)	1931689	50.0000	50
34 1,1'-Biphenyl		154	9.604	9.604	(0.915)	1736124	50.0000	50
35 2-Chloronaphthalene		162	9.614	9.614	(0.916)	1360839	50.0000	50
36 2-Nitroaniline		65	9.819	9.819	(0.935)	394977	50.0000	50
37 Dimethylphthalate		163	10.165	10.165	(0.968)	1523338	50.0000	50
38 2,6-Dinitrotoluene		165	10.252	10.252	(0.976)	376013	50.0000	50
39 Acenaphthylene		152	10.262	10.262	(0.977)	1898511	50.0000	50
40 3-Nitroaniline		138	10.500	10.500	(1.000)	350366	50.0000	50
* 41 Acenaphthene-d10		164	10.500	10.500	(1.000)	959438	40.0000	
42 Acenaphthene		153	10.554	10.554	(1.005)	1215676	50.0000	50
43 2,4-Dinitrophenol		184	10.684	10.684	(1.017)	277734	50.0000	50
44 4-Nitrophenol		109	10.846	10.846	(1.033)	222899	50.0000	50
45 Dibenzofuran		168	10.835	10.835	(1.032)	1976179	50.0000	50
46 2,4-Dinitrotoluene		165	10.889	10.889	(1.037)	524385	50.0000	50
47 Diethylphthalate		149	11.310	11.310	(1.077)	1749538	50.0000	50
48 Fluorene		166	11.386	11.386	(1.084)	1409840	50.0000	50
49 4-Chlorophenyl-phenylether		204	11.429	11.429	(1.088)	740157	50.0000	50
50 4-Nitroaniline		138	11.494	11.494	(1.095)	339596	50.0000	50
51 4,6-Dinitro-2-methylphenol		198	11.548	11.548	(0.896)	354395	50.0000	50
52 N-Nitrosodiphenylamine		169	11.635	11.635	(0.903)	1026078	50.0000	50
\$ 53 2,4,6-Tribromophenol		330	11.775	11.775	(0.914)	410265	50.0000	50
54 4-Bromophenyl-phenylether		248	12.207	12.207	(0.947)	505166	50.0000	50
55 Hexachlorobenzene		284	12.261	12.261	(0.951)	618167	50.0000	50
56 Atrazine		200	12.564	12.564	(0.975)	435505	50.0000	50
57 Pentachlorophenol		266	12.607	12.607	(0.978)	287403	50.0000	50
* 58 Phenanthrene-d10		188	12.888	12.888	(1.000)	1683466	40.0000	
59 Phenanthrene		178	12.920	12.920	(1.002)	2039691	50.0000	50
60 Anthracene		178	13.007	13.007	(1.009)	2005166	50.0000	50
61 Carbazole		167	13.298	13.298	(1.032)	1608179	50.0000	50
62 Di-n-butylphthalate		149	13.968	13.968	(1.084)	2915370	50.0000	50
63 Fluoranthene		202	14.832	14.832	(1.151)	2245804	50.0000	50
64 Pyrene		202	15.189	15.189	(0.885)	2523032	50.0000	50
\$ 65 Terphenyl-d14		244	15.524	15.524	(0.904)	1754488	50.0000	50
66 Butylbenzylphthalate		149	16.377	16.377	(0.954)	1179872	50.0000	50
67 3,3'-Dichlorobenzidine		252	17.166	17.166	(1.000)	660642	50.0000	50
68 Benzo(a)anthracene		228	17.144	17.144	(0.999)	2286046	50.0000	50
* 69 Chrysene-d12		240	17.166	17.166	(1.000)	1672809	40.0000	
70 Chrysene		228	17.209	17.209	(1.003)	2118623	50.0000	50
71 bis(2-Ethylhexyl)phthalate		149	17.350	17.350	(1.011)	1714203	50.0000	50
72 Di-n-octylphthalate		149	18.365	18.365	(0.951)	3006265	50.0000	50
73 Benzo(b)fluoranthene		252	18.776	18.776	(0.973)	2695470	50.0000	50

Data File: S1E4487.D  
Report Date: 19-May-2005 15:15

Compounds	QUANT SIG						AMOUNTS	
	MASS	RT	EXP RT	REL RT	RESPONSE	CAL-AMT	ON-COL	
						( ng)	( ng)	
=====	====	==	=====	=====	=====	=====	=====	
74 Benzo(k)fluoranthene	252	18.819	18.819	(0.975)	2587642	50.0000	50	
75 Benzo(a)pyrene	252	19.219	19.219	(0.996)	2259105	50.0000	50	
* 76 Perylene-d12	264	19.305	19.305	(1.000)	1628797	40.0000		
77 Indeno(1,2,3-cd)pyrene	276	20.666	20.666	(1.071)	2863876	50.0000	50	
78 Dibenzo(a,h)anthracene	278	20.688	20.688	(1.072)	2368881	50.0000	50	
79 Benzo(g,h,i)perylene	276	21.001	21.001	(1.088)	2436909	50.0000	50	

KC  
5/19/05

Data File: \\AVOCADRO\ORGANICS\organic\svoa\SI.i\050819.B\SI4490.D

Date : 19-MAY-2005 14:49

Client ID: SST0801V

Sample Info: SST0801V, SST0801V


Instrument: SI.i

Operator: KC SRC: KC

Column diameter: 0.25

Column phase: DB-5MS

\\AVOCADRO\ORGANICS\organic\svoa\SI.i\050819.B\SI4490.D



Data File: S1E4490.D  
Report Date: 19-May-2005 15:15

Mitkem Corporation

CLP OLM04.1 QUANTITATION REPORT

Data file : \\AVOGADRO\ORGANICS\organic\svoa\S1.i\050519.B\S1E4490.D  
Lab Smp Id: SST0801V Client Smp ID: SST0801V  
Inj Date : 19-MAY-2005 14:49  
Operator : KC SRC: KC Inst ID: S1.i  
Smp Info : SST0801V, SST0801V  
Misc Info : 3,,DFTPP,3  
Comment :  
Method : \\AVOGADRO\ORGANICS\organic\svoa\S1.i\050519.B\s1\_olm4\_2\_S.m  
Meth Date : 19-May-2005 15:15 mtl Quant Type: ISTD  
Cal Date : 19-MAY-2005 13:15 Cal File: S1E4487.D  
Als bottle: 5 Calibration Sample, Level: 3  
Dil Factor: 1.00000  
Integrator: HP RTE Compound Sublist: OLM4.sub  
Target Version: 4.03  
Processing Host: TARGET7

Compounds	QUANT SIG				AMOUNTS		
	MASS	RT	EXP RT	REL RT	RESPONSE	CAL-AMT ( ng)	ON-COL ( ng)
*****	=====	==	=====	=====	=====	=====	=====
\$ 1 2-Fluorophenol	112	3.952	3.953	(0.684)	1176838	80.0000	78
2 Benzaldehyde	77	5.162	5.163	(0.893)	559986	80.0000	90
\$ 3 Phenol-d5	99	5.335	5.314	(0.923)	1218684	80.0000	84
4 Phenol	94	5.356	5.336	(0.927)	1153927	80.0000	84
5 bis(2-Chloroethyl) Ether	93	5.465	5.444	(0.946)	989732	80.0000	87
\$ 6 2-Chlorophenol-d4	132	5.454	5.455	(0.944)	1365808	80.0000	83
7 2-Chlorophenol	128	5.486	5.476	(0.950)	1213969	80.0000	83
* 8 1,4-Dichlorobenzene-d4	152	5.778	5.779	(1.000)	500593	40.0000	
\$ 9 1,2-Dichlorobenzene-d4	152	5.994	5.995	(1.037)	1036782	80.0000	87
10 2-Methylphenol	108	6.221	6.211	(1.077)	873146	80.0000	86
11 2,2'-oxybis(1-Chloropropane)	45	6.242	6.244	(1.080)	1316558	80.0000	84
12 Acetophenone	105	6.426	6.416	(1.112)	1358238	80.0000	84
13 4-Methylphenol	108	6.480	6.470	(1.122)	896849	80.0000	80
14 N-Nitroso-di-n-propylamine	70	6.469	6.449	(1.120)	701878	80.0000	81
15 Hexachloroethane	117	6.512	6.503	(1.127)	642075	80.0000	86
\$ 16 Nitrobenzene-d5	82	6.642	6.622	(0.861)	1329313	80.0000	83
17 Nitrobenzene	77	6.675	6.654	(0.866)	1204218	80.0000	86
18 Isophorone	82	7.053	7.043	(0.915)	2059720	80.0000	88
19 2-Nitrophenol	139	7.150	7.140	(0.927)	768329	80.0000	84
20 2,4-Dimethylphenol	107	7.279	7.270	(0.944)	731761	80.0000	88
21 bis(2-Chloroethoxy) methane	93	7.420	7.410	(0.962)	1029292	80.0000	79
22 2,4-Dichlorophenol	162	7.539	7.529	(0.978)	1242667	80.0000	87
* 23 Naphthalene-d8	136	7.712	7.702	(1.000)	1625092	40.0000	
24 Naphthalene	128	7.744	7.734	(1.004)	3199643	80.0000	85
25 4-Chloroaniline	127	7.874	7.864	(1.021)	896844	80.0000	81
26 Hexachlorobutadiene	225	7.960	7.950	(1.032)	925399	80.0000	88



Data File: S1E4490.D  
Report Date: 19-May-2005 15:15

Compounds	QUANT SIG				AMOUNTS		
	MASS	RT	EXP RT	REL RT	RESPONSE	CAL-AMT ( ng)	ON-COL ( ng)
=====	=====	==	=====	=====	=====	=====	=====
27 Caprolactam	113	8.554	8.491 (1.109)		242849	80.0000	72
28 4-Chloro-3-Methylphenol	107	8.738	8.707 (1.133)		952791	80.0000	89
29 2-Methylnaphthalene	142	8.846	8.836 (1.147)		2200924	80.0000	85
30 Hexachlorocyclopentadiene	237	9.095	9.096 (0.866)		758835	80.0000	85
31 2,4,6-Trichlorophenol	196	9.343	9.323 (0.890)		843287	80.0000	84
32 2,4,5-Trichlorophenol	196	9.408	9.387 (0.896)		1009733	80.0000	86
\$ 33 2-Fluorobiphenyl	172	9.473	9.463 (0.902)		3015537	80.0000	88
34 1,1'-Biphenyl	154	9.624	9.604 (0.917)		2929748	80.0000	88
35 2-Chloronaphthalene	162	9.624	9.614 (0.917)		2403905	80.0000	90
36 2-Nitroaniline	65	9.840	9.819 (0.937)		654727	80.0000	85
37 Dimethylphthalate	163	10.186	10.165 (0.970)		2896330	80.0000	92
38 2,6-Dinitrotoluene	165	10.272	10.252 (0.978)		680216	80.0000	89
39 Acenaphthylene	152	10.272	10.262 (0.978)		3233699	80.0000	86
40 3-Nitroaniline	138	10.521	10.500 (1.002)		625433	80.0000	89
* 41 Acenaphthene-d10	164	10.499	10.500 (1.000)		899615	40.0000	
42 Acenaphthene	153	10.564	10.554 (1.006)		2181420	80.0000	89
43 2,4-Dinitrophenol	184	10.693	10.684 (1.019)		567934	80.0000	93
44 4-Nitrophenol	109	10.877	10.846 (1.036)		429094	80.0000	91
45 Dibenzofuran	168	10.845	10.835 (1.033)		3561021	80.0000	91
46 2,4-Dinitrotoluene	165	10.909	10.889 (1.039)		956837	80.0000	92
47 Diethylphthalate	149	11.331	11.310 (1.079)		2962778	80.0000	90
48 Fluorene	166	11.396	11.386 (1.085)		2765161	80.0000	93
49 4-Chlorophenyl-phenylether	204	11.439	11.429 (1.090)		1299628	80.0000	87
50 4-Nitroaniline	138	11.514	11.494 (1.097)		500775	80.0000	94
51 4,6-Dinitro-2-methylphenol	198	11.569	11.548 (0.898)		687538	80.0000	86
52 N-Nitrosodiphenylamine	169	11.644	11.635 (0.904)		1924050	80.0000	88
\$ 53 2,4,6-Tribromophenol	330	11.785	11.775 (0.914)		820415	80.0000	93
54 4-Bromophenyl-phenylether	248	12.217	12.207 (0.948)		933310	80.0000	86
55 Hexachlorobenzene	284	12.271	12.261 (0.952)		1134476	80.0000	87
56 Atrazine	200	12.584	12.564 (0.977)		784393	80.0000	91
57 Pentachlorophenol	266	12.616	12.607 (0.979)		586568	80.0000	87
* 58 Phenanthrene-d10	188	12.887	12.888 (1.000)		1622798	40.0000	
59 Phenanthrene	178	12.941	12.920 (1.004)		4051498	80.0000	89
60 Anthracene	178	13.016	13.007 (1.010)		3871263	80.0000	90
61 Carbazole	167	13.319	13.298 (1.034)		3251436	80.0000	88
62 Di-n-butylphthalate	149	13.978	13.968 (1.085)		5209073	80.0000	86
63 Fluoranthene	202	14.853	14.832 (1.153)		4316485	80.0000	89
64 Pyrene	202	15.209	15.189 (0.886)		4630901	80.0000	88
\$ 65 Terphenyl-d14	244	15.533	15.524 (0.904)		3371322	80.0000	86
66 Butylbenzylphthalate	149	16.387	16.377 (0.954)		2259859	80.0000	87
67 3,3'-Dichlorobenzidine	252	17.176	17.166 (1.000)		1124550	80.0000	93
68 Benzo(a)anthracene	228	17.165	17.144 (0.999)		4423844	80.0000	87
* 69 Chrysene-d12	240	17.176	17.166 (1.000)		1626446	40.0000	
70 Chrysene	228	17.230	17.209 (1.003)		3871318	80.0000	85
71 bis(2-Ethylhexyl)phthalate	149	17.359	17.350 (1.011)		3009014	80.0000	85
72 Di-n-octylphthalate	149	18.375	18.365 (0.952)		5507301	80.0000	93
73 Benzo(b)fluoranthene	252	18.796	18.776 (0.974)		5255379	80.0000	90

Data File: S1E4490.D  
Report Date: 19-May-2005 15:15

Compounds	QUANT SIG						AMOUNTS	
	MASS	RT	EXP RT	REL RT	RESPONSE		CAL-AMT ( ng)	ON-COL ( ng)
=====	====	==	=====	=====	=====		=====	=====
74 Benzo(k)fluoranthene	252	18.839	18.819	(0.976)	4122137		80.0000	76
75 Benzo(a)pyrene	252	19.239	19.219	(0.997)	3804540		80.0000	87
* 76 Perylene-d12	264	19.304	19.305	(1.000)	1425774		40.0000	
77 Indeno(1,2,3-cd)pyrene	276	20.687	20.666	(1.072)	5270345		80.0000	93
78 Dibenzo(a,h)anthracene	278	20.719	20.688	(1.073)	4212853		80.0000	91
79 Benzo(g,h,i)perylene	276	21.032	21.001	(1.090)	4372854		80.0000	93

KC  
5/19/05

Data File: \\AVOGADRO\ORGANICS\organic\svoa\S1.i\050519.B\S1E4491.D

Date : 19-MAY-2005 15:20

Client ID: SSTD1201V

Sample Info: SSTD1201V, SSTD1201V


Instrument: S1.i

Operator: KC SRC: KC

Column diameter: 0.25

Column phase: DB-5MS

\\AVOGADRO\ORGANICS\organic\svoa\S1.i\050519.B\S1E4491.D



Data File: S1E4491.D  
Report Date: 19-May-2005 15:51

Mitkem Corporation

CLP OLM04.1 QUANTITATION REPORT

Data file : \\AVOGADRO\ORGANICS\organic\svoa\S1.i\050519.B\S1E4491.D  
Lab Smp Id: SSTD1201V Client Smp ID: SSTD1201V  
Inj Date : 19-MAY-2005 15:20  
Operator : KC SRC: KC Inst ID: S1.i  
Smp Info : SSTD1201V, SSTD1201V  
Misc Info : 3,,DFTPP,3  
Comment :  
Method : \\AVOGADRO\ORGANICS\organic\svoa\S1.i\050519.B\s1\_olm4\_2\_S.m  
Meth Date : 19-May-2005 15:51 mtl Quant Type: ISTD  
Cal Date : 19-MAY-2005 13:15 Cal File: S1E4487.D  
Als bottle: 6 Calibration Sample, Level: 4  
Dil Factor: 1.00000  
Integrator: HP RTE Compound Sublist: OLM4.sub  
Target Version: 4.03  
Processing Host: TARGET7

Compounds	QUANT SIG	AMOUNTS					
		MASS	RT	EXP RT	REL RT	RESPONSE	CAL-AMT ON-COL ( ng) ( ng)
-----	----	==	=====	=====	=====	=====	=====
\$ 1 2-Fluorophenol	112	3.963	3.953	(0.686)	1605230	120.000	110
2 Benzaldehyde	77	5.173	5.163	(0.895)	795641	120.000	120
\$ 3 Phenol-d5	99	5.356	5.314	(0.927)	1692093	120.000	120
4 Phenol	94	5.367	5.336	(0.929)	1604485	120.000	120
5 bis(2-Chloroethyl) Ether	93	5.475	5.444	(0.948)	1464724	120.000	120
\$ 6 2-Chlorophenol-d4	132	5.464	5.455	(0.946)	1915127	120.000	120
7 2-Chlorophenol	128	5.497	5.476	(0.951)	1703399	120.000	120
* 8 1,4-Dichlorobenzene-d4	152	5.778	5.779	(1.000)	508047	40.0000	
\$ 9 1,2-Dichlorobenzene-d4	152	6.005	5.995	(1.039)	1382551	120.000	120
10 2-Methylphenol	108	6.231	6.211	(1.079)	1169656	120.000	110
11 2,2'-oxybis(1-Chloropropane)	45	6.242	6.244	(1.080)	1860388	120.000	120
12 Acetophenone	105	6.437	6.416	(1.114)	1994450	120.000	120
13 4-Methylphenol	108	6.502	6.470	(1.125)	1265758	120.000	110
14 N-Nitroso-di-n-propylamine	70	6.480	6.449	(1.122)	880856	120.000	100
15 Hexachloroethane	117	6.512	6.503	(1.127)	861568	120.000	120
\$ 16 Nitrobenzene-d5	82	6.653	6.622	(0.863)	1826639	120.000	120
17 Nitrobenzene	77	6.685	6.654	(0.867)	1635878	120.000	120
18 Isophorone	82	7.074	7.043	(0.917)	2748943	120.000	120
19 2-Nitrophenol	139	7.150	7.140	(0.927)	1102158	120.000	120
20 2,4-Dimethylphenol	107	7.290	7.270	(0.945)	1032122	120.000	130
21 bis(2-Chloroethoxy)methane	93	7.431	7.410	(0.964)	1544681	120.000	120
22 2,4-Dichlorophenol	162	7.550	7.529	(0.979)	1687156	120.000	120
* 23 Naphthalene-d8	136	7.712	7.702	(1.000)	1591716	40.0000	
24 Naphthalene	128	7.755	7.734	(1.006)	4170969	120.000	110
25 4-Chloroaniline	127	7.884	7.864	(1.022)	1353686	120.000	120
26 Hexachlorobutadiene	225	7.960	7.950	(1.032)	1264415	120.000	120

Data File: S1E4491.D  
Report Date: 19-May-2005 15:51

Compounds	QUANT SIG MASS	RT	EXP RT	REL RT	RESPONSE	AMOUNTS	
						CAL-AMT ( ng)	ON-COL ( ng)
27 Caprolactam	113	8.587	8.491	(1.113)	389429	120.000	120
28 4-Chloro-3-Methylphenol	107	8.749	8.707	(1.134)	1266363	120.000	120
29 2-Methylnaphthalene	142	8.857	8.836	(1.149)	3063845	120.000	120
30 Hexachlorocyclopentadiene	237	9.094	9.096	(0.865)	1129772	120.000	120
31 2,4,6-Trichlorophenol	196	9.343	9.323	(0.889)	1168464	120.000	120
32 2,4,5-Trichlorophenol	196	9.418	9.387	(0.896)	1242935	120.000	110
\$ 33 2-Fluorobiphenyl	172	9.473	9.463	(0.901)	3926840	120.000	110
34 1,1'-Biphenyl	154	9.635	9.604	(0.917)	4117965	120.000	120
35 2-Chloronaphthalene	162	9.635	9.614	(0.917)	3100518	120.000	120
36 2-Nitroaniline	65	9.851	9.819	(0.937)	854378	120.000	110
37 Dimethylphthalate	163	10.186	10.165	(0.969)	3818342	120.000	120
38 2,6-Dinitrotoluene	165	10.283	10.252	(0.978)	901189	120.000	120
39 Acenaphthylene	152	10.283	10.262	(0.978)	4543294	120.000	120
40 3-Nitroaniline	138	10.531	10.500	(1.002)	814916	120.000	120
* 41 Acenaphthene-d10	164	10.510	10.500	(1.000)	915492	40.0000	
42 Acenaphthene	153	10.574	10.554	(1.006)	2970147	120.000	120
43 2,4-Dinitrophenol	184	10.704	10.684	(1.019)	711177	120.000	120
44 4-Nitrophenol	109	10.888	10.846	(1.036)	570370	120.000	120
45 Dibenzofuran	168	10.855	10.835	(1.033)	4419109	120.000	110
46 2,4-Dinitrotoluene	165	10.920	10.889	(1.039)	1289290	120.000	120
47 Diethylphthalate	149	11.342	11.310	(1.079)	3968198	120.000	120
48 Fluorene	166	11.406	11.386	(1.085)	3410785	120.000	110
49 4-Chlorophenyl-phenylether	204	11.439	11.429	(1.088)	1885367	120.000	120
50 4-Nitroaniline	138	11.536	11.494	(1.098)	608994	120.000	110
51 4,6-Dinitro-2-methylphenol	198	11.579	11.548	(0.899)	858528	120.000	110
52 N-Nitrosodiphenylamine	169	11.655	11.635	(0.904)	2569598	120.000	120
\$ 53 2,4,6-Tribromophenol	330	11.795	11.775	(0.915)	987781	120.000	120
54 4-Bromophenyl-phenylether	248	12.227	12.207	(0.949)	1199667	120.000	110
55 Hexachlorobenzene	284	12.281	12.261	(0.953)	1527718	120.000	120
56 Atrazine	200	12.606	12.564	(0.978)	993049	120.000	120
57 Pentachlorophenol	266	12.627	12.607	(0.980)	797043	120.000	120
* 58 Phenanthrene-d10	188	12.886	12.888	(1.000)	1572669	40.0000	
59 Phenanthrene	178	12.940	12.920	(1.004)	5226797	120.000	120
60 Anthracene	178	13.027	13.007	(1.011)	4878018	120.000	120
61 Carbazole	167	13.319	13.298	(1.034)	4173053	120.000	120
62 Di-n-butylphthalate	149	13.978	13.968	(1.085)	6672494	120.000	120
63 Fluoranthene	202	14.853	14.832	(1.153)	5379077	120.000	120
64 Pyrene	202	15.209	15.189	(0.885)	5636436	120.000	120
\$ 65 Terphenyl-d14	244	15.544	15.524	(0.904)	4415535	120.000	120
66 Butylbenzylphthalate	149	16.398	16.377	(0.954)	2901144	120.000	120
67 3,3'-Dichlorobenzidine	252	17.186	17.166	(1.000)	1426584	120.000	130
68 Benzo(a)anthracene	228	17.165	17.144	(0.999)	5433037	120.000	120
* 69 Chrysene-d12	240	17.186	17.166	(1.000)	1496754	40.0000	
70 Chrysene	228	17.240	17.209	(1.003)	5115401	120.000	120
71 bis(2-Ethylhexyl)phthalate	149	17.370	17.350	(1.011)	3849233	120.000	120
72 Di-n-octylphthalate	149	18.385	18.365	(0.952)	6733146	120.000	120
73 Benzo(b)fluoranthene	252	18.818	18.776	(0.974)	7163952	120.000	120

Data File: S1E4491.D  
Report Date: 19-May-2005 15:51

Compounds	QUANT SIG						AMOUNTS	
	MASS	RT	EXP RT	REL RT	RESPONSE	CAL-AMT ( ng)	ON-COL ( ng)	
=====	====	==	=====	=====	=====	=====	=====	
74 Benzo(k) fluoranthene	252	18.818	18.819	(0.974)	7163952	120.000	130	
75 Benzo(a) pyrene	252	19.250	19.219	(0.997)	5023141	120.000	120	
* 76 Perylene-d12	264	19.315	19.305	(1.000)	1408663	40.0000		
77 Indeno(1,2,3-cd) pyrene	276	20.687	20.666	(1.071)	6528408	120.000	120	
78 Dibenzo(a,h) anthracene	278	20.730	20.688	(1.073)	5161680	120.000	110	
79 Benzo(g,h,i) perylene	276	21.043	21.001	(1.089)	5215411	120.000	110	

K2  
5/19/05

Data File: \\AVOGADRO\ORGANICS\organic\svoa\S1.1\050519.B\51E4488.D

Date : 19-MAY-2005 13:46

Client ID: SSTD1601V

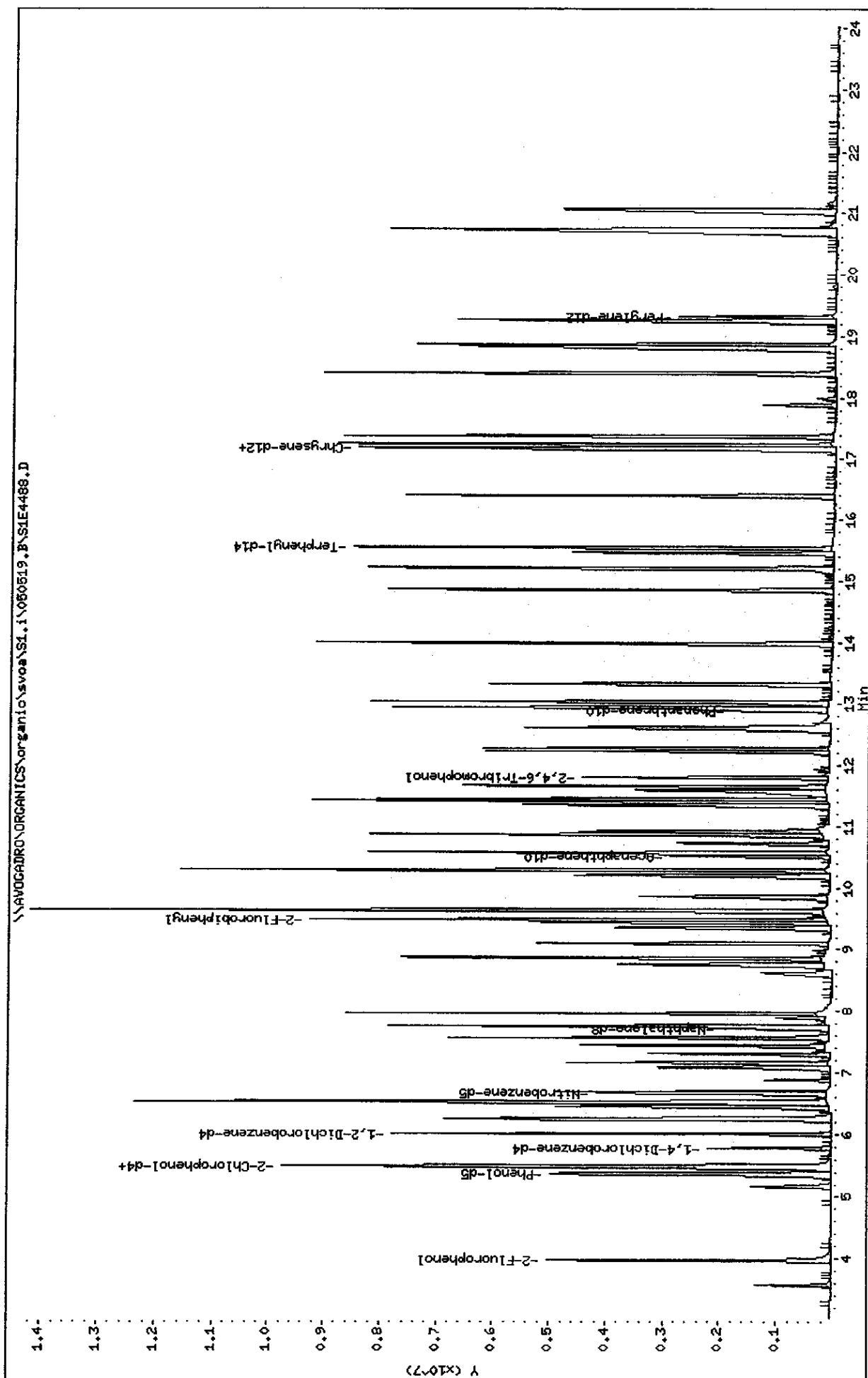
Sample Info: SSTD1601V, SSTD1601V

Instrument: S1.1

Operator: KC SRC: KC

Column diameter: 0.25

Column phase: DB-5MS



Data File: S1E4488.D  
Report Date: 19-May-2005 15:15

Mitkem Corporation

CLP OLM04.1 QUANTITATION REPORT

Data file : \\AVOGADRO\ORGANICS\organic\svoa\S1.i\050519.B\S1E4488.D  
Lab Smp Id: SSTD1601V Client Smp ID: SSTD1601V  
Inj Date : 19-MAY-2005 13:46  
Operator : KC SRC: KC Inst ID: S1.i  
Smp Info : SSTD1601V, SSTD1601V  
Misc Info : 3,,DFTPP,3  
Comment :  
Method : \\AVOGADRO\ORGANICS\organic\svoa\S1.i\050519.B\s1\_olm4\_2\_S.m  
Meth Date : 19-May-2005 15:15 mtl Quant Type: ISTD  
Cal Date : 19-MAY-2005 13:15 Cal File: S1E4487.D  
Als bottle: 3 Calibration Sample, Level: 5  
Dil Factor: 1.00000  
Integrator: HP RTE Compound Sublist: OLM4.sub  
Target Version: 4.03  
Processing Host: TARGET7

Compounds	QUANT SIG				RESPONSE	AMOUNTS	
	MASS	RT	EXP RT	REL RT		CAL-AMT ( ng)	ON-COL ( ng)
=====	=====	==	=====	=====	=====	=====	=====
\$ 1 2-Fluorophenol	112	3.974	3.953 (0.688)		2224610	160.000	160 (A)
2 Benzaldehyde	77	5.162	5.163 (0.893)		557651	160.000	100
\$ 3 Phenol-d5	99	5.367	5.314 (0.929)		2326465	160.000	170 (A)
4 Phenol	94	5.389	5.336 (0.933)		2134994	160.000	160 (A)
5 bis(2-Chloroethyl) Ether	93	5.475	5.444 (0.948)		2107145	160.000	190 (A)
\$ 6 2-Chlorophenol-d4	132	5.475	5.455 (0.948)		2640204	160.000	170 (A)
7 2-Chlorophenol	128	5.497	5.476 (0.951)		2291659	160.000	160 (A)
* 8 1,4-Dichlorobenzene-d4	152	5.778	5.779 (1.000)		491368	40.0000	
\$ 9 1,2-Dichlorobenzene-d4	152	6.005	5.995 (1.039)		1830535	160.000	170 (A)
10 2-Methylphenol	108	6.232	6.211 (1.079)		1638447	160.000	170 (A)
11 2,2'-oxybis(1-Chloropropane)	45	6.253	6.244 (1.082)		2826128	160.000	180 (A)
12 Acetophenone	105	6.448	6.416 (1.116)		2608896	160.000	170 (A)
13 4-Methylphenol	108	6.513	6.470 (1.127)		1965029	160.000	170 (A)
14 N-Nitroso-di-n-propylamine	70	6.491	6.449 (1.123)		1254835	160.000	150
15 Hexachloroethane	117	6.513	6.503 (1.127)		1196248	160.000	170 (A)
\$ 16 Nitrobenzene-d5	82	6.664	6.622 (0.863)		2439900	160.000	170 (A)
17 Nitrobenzene	77	6.696	6.654 (0.867)		2083039	160.000	170 (A)
18 Isophorone	82	7.085	7.043 (0.917)		3600093	160.000	170 (A)
19 2-Nitrophenol	139	7.161	7.140 (0.927)		1376251	160.000	170 (A)
20 2,4-Dimethylphenol	107	7.301	7.270 (0.945)		1217066	160.000	150
21 bis(2-Chloroethoxy)methane	93	7.442	7.410 (0.964)		2092706	160.000	170 (A)
22 2,4-Dichlorophenol	162	7.561	7.529 (0.979)		2254081	160.000	180 (A)
* 23 Naphthalene-d8	136	7.723	7.702 (1.000)		1538176	40.0000	
24 Naphthalene	128	7.755	7.734 (1.004)		6196762	160.000	180 (A)
25 4-Chloroaniline	127	7.885	7.864 (1.021)		1025019	160.000	120
26 Hexachlorobutadiene	225	7.960	7.950 (1.031)		1645120	160.000	170 (A)



Data File: S1E4488.D  
Report Date: 19-May-2005 15:15

Compounds	QUANT SIG	AMOUNTS					
		CAL-AMT	ON-COL		RESPONSE		
	MASS	RT	EXP RT	REL RT		( ng)	( ng)
=====	=====	==	=====	=====	=====	=====	=====
27 Caprolactam	113	8.630	8.491	(1.118)	467723	160.000	150
28 4-Chloro-3-Methylphenol	107	8.771	8.707	(1.136)	1502304	160.000	160
29 2-Methylnaphthalene	142	8.868	8.836	(1.148)	4233073	160.000	180 (A)
30 Hexachlorocyclopentadiene	237	9.105	9.096	(0.866)	1585828	160.000	150
31 2,4,6-Trichlorophenol	196	9.365	9.323	(0.891)	1528928	160.000	150
32 2,4,5-Trichlorophenol	196	9.365	9.387	(0.891)	1528928	160.000	130
\$ 33 2-Fluorobiphenyl	172	9.483	9.463	(0.902)	5399146	160.000	150
34 1,1'-Biphenyl	154	9.646	9.604	(0.918)	5225260	160.000	160
35 2-Chloronaphthalene	162	9.646	9.614	(0.918)	3979068	160.000	160
36 2-Nitroaniline	65	9.862	9.819	(0.938)	1211279	160.000	160 (A)
37 Dimethylphthalate	163	10.197	10.165	(0.970)	5036863	160.000	170 (A)
38 2,6-Dinitrotoluene	165	10.294	10.252	(0.979)	1183121	160.000	160 (A)
39 Acenaphthylene	152	10.294	10.262	(0.979)	6362421	160.000	170 (A)
40 3-Nitroaniline	138	10.542	10.500	(1.003)	1067001	160.000	160 (A)
* 41 Acenaphthene-d10	164	10.510	10.500	(1.000)	911615	40.0000	
42 Acenaphthene	153	10.575	10.554	(1.006)	4082605	160.000	170 (A)
43 2,4-Dinitrophenol	184	10.726	10.684	(1.021)	978657	160.000	170 (A)
44 4-Nitrophenol	109	10.910	10.846	(1.038)	742825	160.000	170 (A)
45 Dibenzofuran	168	10.866	10.835	(1.034)	6452118	160.000	170 (A)
46 2,4-Dinitrotoluene	165	10.931	10.889	(1.040)	1602315	160.000	160 (A)
47 Diethylphthalate	149	11.353	11.310	(1.080)	4822255	160.000	150
48 Fluorene	166	11.417	11.386	(1.086)	4804359	160.000	170 (A)
49 4-Chlorophenyl-phenylether	204	11.450	11.429	(1.089)	2332147	160.000	160 (A)
50 4-Nitroaniline	138	11.558	11.494	(1.100)	533624	160.000	110
51 4,6-Dinitro-2-methylphenol	198	11.601	11.548	(0.899)	1245727	160.000	180 (A)
52 N-Nitrosodiphenylamine	169	11.666	11.635	(0.905)	3207161	160.000	170 (A)
\$ 53 2,4,6-Tribromophenol	330	11.806	11.775	(0.915)	1322391	160.000	170 (A)
54 4-Bromophenyl-phenylether	248	12.238	12.207	(0.949)	1655410	160.000	170 (A)
55 Hexachlorobenzene	284	12.282	12.261	(0.952)	1967683	160.000	170 (A)
56 Atrazine	200	12.617	12.564	(0.978)	1181673	160.000	160
57 Pentachlorophenol	266	12.627	12.607	(0.979)	1074222	160.000	180 (A)
* 58 Phenanthrene-d10	188	12.897	12.888	(1.000)	1474340	40.0000	
59 Phenanthrene	178	12.951	12.920	(1.004)	6618869	160.000	170 (A)
60 Anthracene	178	13.038	13.007	(1.011)	6030604	160.000	170 (A)
61 Carbazole	167	13.330	13.298	(1.034)	5434891	160.000	170 (A)
62 Di-n-butylphthalate	149	13.989	13.968	(1.085)	8550698	160.000	160 (A)
63 Fluoranthene	202	14.864	14.832	(1.152)	6899157	160.000	170 (A)
64 Pyrene	202	15.220	15.189	(0.886)	7459957	160.000	170 (A)
\$ 65 Terphenyl-d14	244	15.555	15.524	(0.905)	5831765	160.000	180 (A)
66 Butylbenzylphthalate	149	16.398	16.377	(0.954)	3911855	160.000	180 (A)
67 3,3'-Dichlorobenzidine	252	17.197	17.166	(1.001)	1367648	160.000	140
68 Benzo(a)anthracene	228	17.176	17.144	(0.999)	7283103	160.000	170 (A)
* 69 Chrysene-d12	240	17.186	17.166	(1.000)	1427721	40.0000	
70 Chrysene	228	17.251	17.209	(1.004)	7295685	160.000	180 (A)
71 bis(2-Ethylhexyl)phthalate	149	17.370	17.350	(1.011)	4860854	160.000	160 (A)
72 Di-n-octylphthalate	149	18.396	18.365	(0.952)	9308222	160.000	170 (A)
73 Benzo(b)fluoranthene	252	18.829	18.776	(0.975)	11081704	160.000	190 (A)

Data File: S1E4488.D  
Report Date: 19-May-2005 15:15

Compounds	QUANT SIG			AMOUNTS			
	MASS	RT	EXP RT	REL RT	RESPONSE	CAL-AMT ( ng)	ON-COL ( ng)
=====	=====	==	=====	=====	=====	=====	=====
74 Benzo(k)fluoranthene	252	18.829	18.819	(0.975)	11081704	160.000	190 (A)
75 Benzo(a)pyrene	252	19.261	19.219	(0.997)	6763324	160.000	170 (A)
* 76 Perylene-d12	264	19.315	19.305	(1.000)	1418603	40.0000	
77 Indeno(1,2,3-cd)pyrene	276	20.730	20.666	(1.073)	8860705	160.000	170 (A)
78 Dibenzo(a,h)anthracene	278	20.752	20.688	(1.074)	7233472	160.000	170 (A)
79 Benzo(g,h,i)perylene	276	21.065	21.001	(1.091)	7113735	160.000	160 (A)

#### QC Flag Legend

A - Target compound detected but, quantitated amount  
exceeded maximum amount.

KL  
5/19/05

7C  
SEMIVOLATILE CONTINUING CALIBRATION CHECK

Lab Name: MITKEM CORPORATION Contract: \_\_\_\_\_  
 Lab Code: MITKEM Case No.: \_\_\_\_\_ SAS No.: \_\_\_\_\_ SDG No.: MD0529  
 Instrument ID: S1 Calibration Date: 05/25/05 Time: 0853  
 Lab File ID: S1E4506 Init. Calib. Date(s): 05/19/05 05/19/05  
 EPA Sample No. (SSTD050##): SSTD0501W Init. Calib. Times: 1315 1520  
 GC Column: DB-5MS ID: 0.25 (mm)

COMPOUND	RRF	RRF50	MIN RRF	%D	MAX %D
=====	=====	=====	=====	=====	=====
Benzaldehyde	0.502	0.723		44.0	
Phenol	1.086	1.232	0.800	13.4	25.0
bis(2-Chloroethyl) Ether	0.923	0.856	0.700	-7.3	25.0
2-Chlorophenol	1.160	1.219	0.800	5.1	25.0
2-Methylphenol	0.804	0.885	0.700	10.1	25.0
2,2'-oxybis(1-Chloropropane)	1.252	1.406		12.3	
Acetophenone	1.299	1.458		12.2	
4-Methylphenol	0.879	0.950	0.600	8.1	25.0
N-Nitroso-di-n-propylamine	0.669	0.797	0.500	19.1	25.0
Hexachloroethane	0.590	0.636	0.300	7.8	25.0
Nitrobenzene	0.344	0.310	0.200	-9.9	25.0
Isophorone	0.574	0.529	0.400	-7.8	25.0
2-Nitrophenol	0.227	0.208	0.100	-8.4	25.0
2,4-Dimethylphenol	0.207	0.207	0.200	0.0	25.0
bis(2-Chloroethoxy) methane	0.322	0.313	0.300	-2.8	25.0
2,4-Dichlorophenol	0.351	0.275	0.200	-21.7	25.0
Naphthalene	0.913	0.818	0.700	-10.4	25.0
4-Chloroaniline	0.275	0.262		-4.7	
Hexachlorobutadiene	0.261	0.216		-17.2	
Caprolactam	0.083	0.091		9.6	
4-Chloro-3-Methylphenol	0.263	0.244	0.200	-7.2	25.0
2-Methylnaphthalene	0.640	0.532	0.400	-16.9	25.0
Hexachlorocyclopentadiene	0.401	0.301		-24.9	
2,4,6-Trichlorophenol	0.443	0.372	0.200	-16.0	25.0
2,4,5-Trichlorophenol	0.503	0.395	0.200	-21.5	25.0
1,1'-Biphenyl	1.478	1.422		-3.8	
2-Chloronaphthalene	1.173	1.124	0.800	-4.2	25.0
2-Nitroaniline	0.334	0.359		7.5	
Dimethylphthalate	1.402	1.149		-18.0	
2,6-Dinitrotoluene	0.337	0.331	0.200	-1.8	25.0
Acenaphthylene	1.676	1.630	0.900	-2.7	25.0
3-Nitroaniline	0.308	0.327		6.2	
Acenaphthene	1.085	0.978	0.900	-9.9	25.0
2,4-Dinitrophenol	0.269	0.174		-35.3	
4-Nitrophenol	0.209	0.177		-15.3	
Dibenzofuran	1.716	1.546	0.800	-9.9	25.0

All other compounds must meet a minimum RRF of 0.010.

7D  
SEMIVOLATILE CONTINUING CALIBRATION CHECK

Lab Name: MITKEM CORPORATION Contract: \_\_\_\_\_  
 Lab Code: MITKEM Case No.: \_\_\_\_\_ SAS No.: \_\_\_\_\_ SDG No.: MD0529  
 Instrument ID: S1 Calibration Date: 05/25/05 Time: 0853  
 Lab File ID: S1E4506 Init. Calib. Date(s): 05/19/05 05/19/05  
 EPA Sample No. (SSTD050##): SSTD0501W Init. Calib. Times: 1315 1520  
 GC Column: DB-5MS ID: 0.25 (mm)

COMPOUND	RRF	RRF50	MIN RRF	%D	MAX %D
=====	=====	=====	=====	=====	=====
2,4-Dinitrotoluene	0.465	0.423	0.200	-9.0	25.0
Diethylphthalate	1.462	1.378		-5.7	
Fluorene	1.303	1.192	0.900	-8.5	25.0
4-Chlorophenyl-phenylether	0.667	0.609	0.400	-8.7	25.0
4-Nitroaniline	0.232	0.297		28.0	
4,6-Dinitro-2-methylphenol	0.193	0.167		-13.5	
N-Nitrosodiphenylamine (1)	0.541	0.486		-10.2	
4-Bromophenyl-phenylether	0.266	0.260	0.100	-2.3	25.0
Hexachlorobenzene	0.324	0.329	0.100	1.5	25.0
Atrazine	0.212	0.187		-11.8	
Pentachlorophenol	0.167	0.117	0.050	-29.9	25.0
Phenanthrene	1.118	1.049	0.700	-6.2	25.0
Anthracene	1.053	1.027	0.700	-2.5	25.0
Carbazole	0.908	0.914		0.7	
Di-n-butylphthalate	1.474	1.375		-6.7	
Fluoranthene	1.181	1.071	0.600	-9.3	25.0
Pyrene	1.286	0.985	0.600	-23.4	25.0
Butylbenzylphthalate	0.641	0.576		-10.1	
3,3'-Dichlorobenzidine	0.302	0.300		-0.7	
Benzo(a)anthracene	1.237	1.007	0.800	-18.6	25.0
Chrysene	1.122	0.862	0.700	-23.2	25.0
bis(2-Ethylhexyl)phthalate	0.866	0.744		-14.1	
Di-n-octylphthalate	1.645	1.784		8.4	
Benzo(b)fluoranthene	1.644	1.419	0.700	-13.7	25.0
Benzo(k)fluoranthene	1.559	1.388	0.700	-11.0	25.0
Benzo(a)pyrene	1.224	1.182	0.700	-3.4	25.0
Indeno(1,2,3-cd)pyrene	1.583	1.427	0.500	-9.9	25.0
Dibenzo(a,h)anthracene	1.282	1.156	0.400	-9.8	25.0
Benzo(g,h,i)perylene	1.307	1.341	0.500	2.6	25.0
=====	=====	=====	=====	=====	=====
Nitrobenzene-d5	0.390	0.344	0.200	-11.8	25.0
2-Fluorobiphenyl	1.511	1.225	0.700	-18.9	25.0
Terphenyl-d14	0.966	0.752	0.500	-22.2	25.0
Phenol-d5	1.147	1.229	0.800	7.1	25.0
2-Fluorophenol	1.179	1.097	0.600	-7.0	25.0
2,4,6-Tribromophenol	0.215	0.214		-0.5	
2-Chlorophenol-d4	1.299	1.321	0.800	1.7	25.0
1,2-Dichlorobenzene-d4	0.942	0.937	0.400	-0.5	25.0

(1) Cannot be separated from Diphenylamine  
 All other compounds must meet a minimum RRF of 0.010.

Data File: \\AVOCADRO\ORGANICS\organic\svoa\S1.i\050525,B\S1E4506.D

Date : 25-MAY-2005 08:53

Client ID: SST00501W

Sample Info: SST00501W,SST00501W


Column phase: DB-5MS

Instrument: S1.i

Operator: AW SRC: AW

Column diameter: 0.25

\\AVOCADRO\ORGANICS\organic\svoa\S1.i\050525,B\S1E4506.D



Data File: S1E4506.D  
Report Date: 25-May-2005 14:34

Mitkem Corporation

CLP OLM04.1 QUANTITATION REPORT

Data file : \\AVOGADRO\ORGANICS\organic\svoa\S1.i\050525.B\S1E4506.D  
Lab Smp Id: SST0501W Client Smp ID: SST0501W  
Inj Date : 25-MAY-2005 08:53  
Operator : AW SRC: AW Inst ID: S1.i  
Smp Info : SST0501W, SST0501W  
Misc Info : 2,2,SST050,3  
Comment :  
Method : \\AVOGADRO\ORGANICS\organic\svoa\S1.i\050525.B\s1\_olm4\_2\_S.m  
Meth Date : 25-May-2005 09:24 mtl Quant Type: ISTD  
Cal Date : 25-MAY-2005 08:53 Cal File: S1E4506.D  
Als bottle: 1 Continuing Calibration Sample  
Dil Factor: 1.00000  
Integrator: HP RTE Compound Sublist: OLM4.sub  
Target Version: 4.03  
Processing Host: TARGET11

Compounds	QUANT SIG	AMOUNTS					
		CAL-AMT	ON-COL				
	MASS	RT	EXP RT	REL RT	RESPONSE	( ng)	( ng)
=====	=====	==	=====	=====	=====	=====	=====
\$ 1 2-Fluorophenol	112	3.726	3.726	(0.675)	407277	50.0000	46
2 Benzaldehyde	77	4.904	4.904	(0.888)	268669	50.0000	72
\$ 3 Phenol-d5	99	5.098	5.098	(0.924)	456636	50.0000	54
4 Phenol	94	5.120	5.120	(0.928)	457571	50.0000	57
5 bis(2-Chloroethyl)Ether	93	5.196	5.196	(0.941)	317860	50.0000	46
\$ 6 2-Chlorophenol-d4	132	5.206	5.206	(0.943)	490618	50.0000	51
7 2-Chlorophenol	128	5.228	5.228	(0.947)	452835	50.0000	53
* 8 1,4-Dichlorobenzene-d4	152	5.520	5.520	(1.000)	297131	40.0000	
\$ 9 1,2-Dichlorobenzene-d4	152	5.736	5.736	(1.039)	348129	50.0000	50
10 2-Methylphenol	108	5.995	5.995	(1.086)	328658	50.0000	55
11 2,2'-oxybis(1-Chloropropane)	45	5.984	5.984	(1.084)	522349	50.0000	56
12 Acetophenone	105	6.157	6.157	(1.115)	541533	50.0000	56
13 4-Methylphenol	108	6.233	6.233	(1.129)	352891	50.0000	54
14 N-Nitroso di-n-propylamine	70	6.200	6.200	(1.123)	296067	50.0000	60
15 Hexachloroethane	117	6.243	6.243	(1.131)	236147	50.0000	54
\$ 16 Nitrobenzene-d5	82	6.373	6.373	(0.856)	482857	50.0000	44
17 Nitrobenzene	77	6.406	6.406	(0.861)	435644	50.0000	45
18 Isophorone	82	6.784	6.784	(0.911)	742907	50.0000	46
19 2-Nitrophenol	139	6.881	6.881	(0.925)	292685	50.0000	46
20 2,4-Dimethylphenol	107	7.032	7.032	(0.945)	290778	50.0000	50
21 bis(2-Chloroethoxy)methane	93	7.162	7.162	(0.962)	440545	50.0000	49
22 2,4-Dichlorophenol	162	7.281	7.281	(0.978)	386334	50.0000	39
* 23 Naphthalene-d8	136	7.443	7.443	(1.000)	1124444	40.0000	
24 Naphthalene	128	7.475	7.475	(1.004)	1149225	50.0000	45
25 4-Chloroaniline	127	7.615	7.615	(1.023)	368539	50.0000	48
26 Hexachlorobutadiene	225	7.691	7.691	(1.033)	303333	50.0000	41

Data File: S1E4506.D  
Report Date: 25-May-2005 14:34

Compounds	QUANT SIG				RESPONSE	AMOUNTS	
	MASS	RT	EXP RT	REL RT		CAL-AMT ( ng)	ON-COL ( ng)
=====	=====	==	=====	=====	=====	=====	=====
27 Caprolactam	113	8.231	8.231	(1.106)	127962	50.0000	55
28 4-Chloro-3-Methylphenol	107	8.480	8.480	(1.139)	342366	50.0000	46
29 2-Methylnaphthalene	142	8.577	8.577	(1.152)	748304	50.0000	42
30 Hexachlorocyclopentadiene	237	8.825	8.825	(0.864)	233174	50.0000	38
31 2,4,6-Trichlorophenol	196	9.074	9.074	(0.888)	287890	50.0000	42
32 2,4,5-Trichlorophenol	196	9.150	9.150	(0.895)	306045	50.0000	39
\$ 33 2-Fluorobiphenyl	172	9.204	9.204	(0.901)	948053	50.0000	41
34 1,1'-Biphenyl	154	9.344	9.344	(0.914)	1100580	50.0000	48
35 2-Chloronaphthalene	162	9.344	9.344	(0.914)	869830	50.0000	48
36 2-Nitroaniline	65	9.571	9.571	(0.937)	278004	50.0000	54
37 Dimethylphthalate	163	9.906	9.906	(0.969)	888937	50.0000	41
38 2,6-Dinitrotoluene	165	9.992	9.992	(0.978)	256520	50.0000	49
39 Acenaphthylene	152	9.992	9.992	(0.978)	1261622	50.0000	49
40 3-Nitroaniline	138	10.241	10.241	(1.002)	253373	50.0000	53
* 41 Acenaphthene-d10	164	10.219	10.219	(1.000)	619103	40.0000	
42 Acenaphthene	153	10.273	10.273	(1.005)	757209	50.0000	45
43 2,4-Dinitrophenol	184	10.424	10.424	(1.020)	134911	50.0000	32
44 4-Nitrophenol	109	10.630	10.630	(1.040)	137043	50.0000	42
45 Dibenzofuran	168	10.554	10.554	(1.033)	1196363	50.0000	45
46 2,4-Dinitrotoluene	165	10.630	10.630	(1.040)	327361	50.0000	45
47 Diethylphthalate	149	11.051	11.051	(1.081)	1066543	50.0000	47
48 Fluorene	166	11.105	11.105	(1.087)	922795	50.0000	46
49 4-Chlorophenyl phenylether	204	11.159	11.159	(1.092)	470954	50.0000	46
50 4-Nitroaniline	138	11.235	11.235	(1.099)	230124	50.0000	64
51 4,6-Dinitro-2-methylphenol	198	11.278	11.278	(0.889)	212091	50.0000	43
52 N Nitrosodiphenylamine	169	11.364	11.364	(0.896)	619055	50.0000	45
\$ 53 2,4,6-Tribromophenol	330	11.505	11.505	(0.907)	271894	50.0000	50
54 4-Bromophenyl-phenylether	248	11.926	11.926	(0.940)	331449	50.0000	49
55 Hexachlorobenzene	284	11.969	11.969	(0.944)	418528	50.0000	51
56 Atrazine	200	12.304	12.304	(0.970)	237986	50.0000	44 (H)
57 Pentachlorophenol	266	12.337	12.337	(0.973)	148573	50.0000	35
* 58 Phenanthrene-d10	188	12.596	12.596	(1.000)	1018707	40.0000	(H)
59 Phenanthrene	178	12.639	12.639	(0.997)	1335340	50.0000	47 (H)
60 Anthracene	178	12.715	12.715	(1.003)	1307548	50.0000	49
61 Carbazole	167	13.028	13.028	(1.027)	1163357	50.0000	50
62 Di-n-butylphthalate	149	13.698	13.698	(1.080)	1750976	50.0000	47
63 Fluoranthene	202	14.541	14.541	(1.147)	1363216	50.0000	45
64 Pyrene	202	14.886	14.886	(0.883)	1559211	50.0000	38
\$ 65 Terphenyl-d14	244	15.232	15.232	(0.903)	1190716	50.0000	39
66 Butylbenzylphthalate	149	16.096	16.096	(0.955)	911874	50.0000	45
67 3,3'-Dichlorobenzidine	252	16.863	16.863	(1.000)	475074	50.0000	50
68 Benzo(a)anthracene	228	16.842	16.842	(0.999)	1593461	50.0000	41 (H)
* 69 Chrysene-d12	240	16.863	16.863	(1.000)	1266448	40.0000	
70 Chrysene	228	16.907	16.907	(1.003)	1364307	50.0000	38
71 bis(2-Ethylhexyl)phthalate	149	17.079	17.079	(1.013)	1178514	50.0000	43
72 Di-n-octylphthalate	149	18.084	18.084	(0.952)	2171652	50.0000	54
73 Benzo(b)fluoranthene	252	18.473	18.473	(0.973)	1727239	50.0000	43

Data File: S1E4506.D  
Report Date: 25-May-2005 14:34

Compounds	QUANT SIG		AMOUNTS				
	MASS	RT	EXP RT	REL RT	RESPONSE	CAL-AMT ( ng)	ON-COL ( ng)
=====	====	==	=====	=====	=====	=====	=====
74 Benzo(k)fluoranthene	252	18.516	18.516	(0.975)	1689985	50.0000	45
75 Benzo(a)pyrene	252	18.916	18.916	(0.996)	1438842	50.0000	48
* 76 Perylene-d12	264	18.992	18.992	(1.000)	973706	40.0000	
77 Indeno(1,2,3-cd)pyrene	276	20.342	20.342	(1.071)	1737180	50.0000	45
78 Dibenzo(a,h)anthracene	278	20.364	20.364	(1.072)	1406744	50.0000	45
79 Benzo(g,h,i)perylene	276	20.645	20.645	(1.087)	1632503	50.0000	51

#### QC Flag Legend

H - Operator selected an alternate compound hit.

05/26/05  
AL



Date : 19-MAY-2005 12:58

Client ID: DFTPP1V

Instrument: S1.i

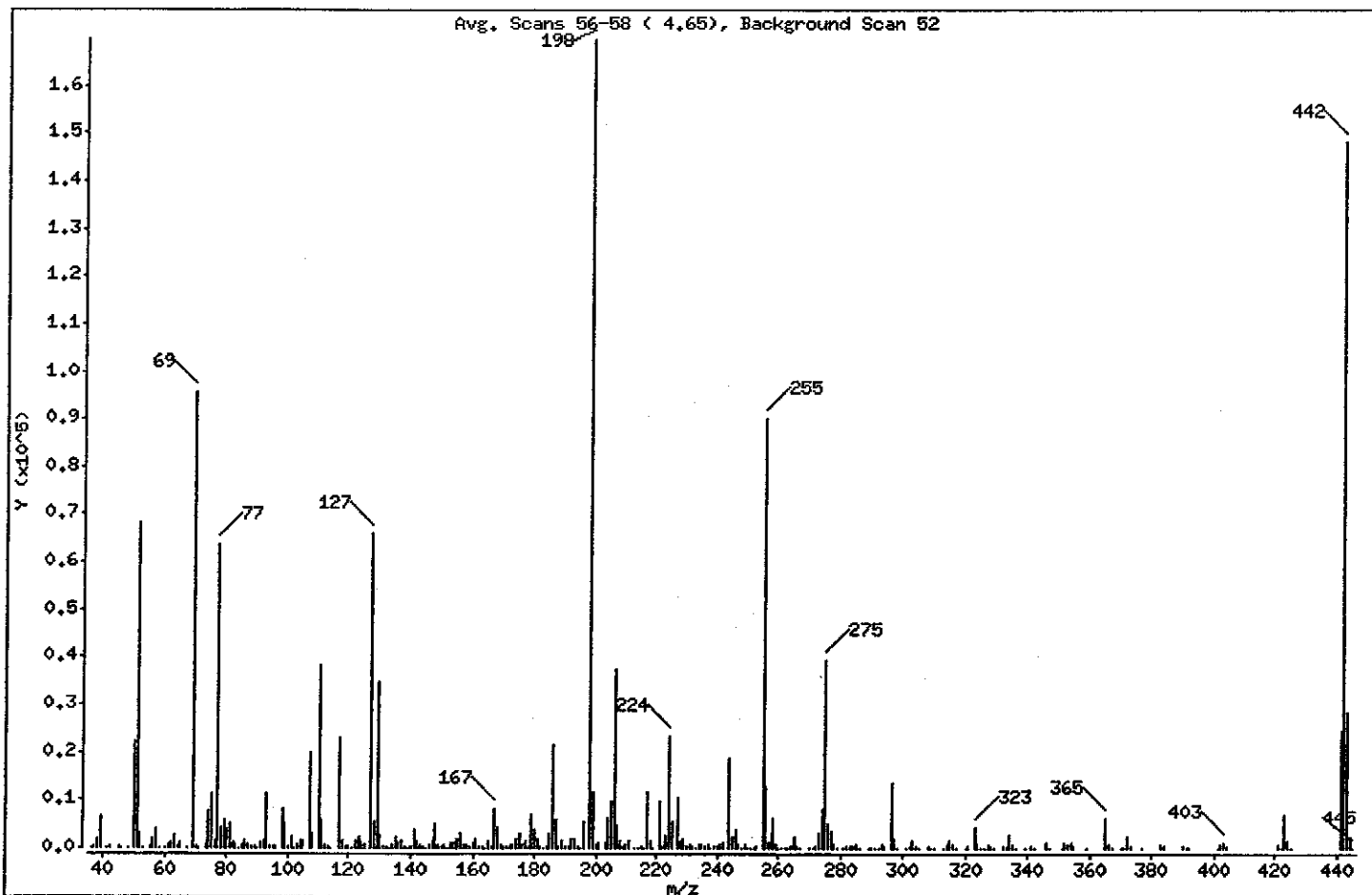
Sample Info: DFTPP1V,DFTPP1V

Operator: KC

Column phase: DB-5MS

Column diameter: 0.25

1 dftpp



m/e	ION ABUNDANCE CRITERIA	% RELATIVE ABUNDANCE
198	Base Peak, 100% relative abundance	100.00
51	30.00 - 80.00% of mass 198	40.17
68	Less than 2.00% of mass 69	0.00 ( 0.00)
69	Mass 69 relative abundance	56.30
70	Less than 2.00% of mass 69	0.27 ( 0.48)
127	25.00 - 75.00% of mass 198	38.83
197	Less than 1.00% of mass 198	0.00
199	5.00 - 9.00% of mass 198	6.86
275	10.00 - 30.00% of mass 198	23.26
365	Greater than 0.75% of mass 198	3.75
441	Present, but less than mass 443	14.48
442	40.00 - 110.00% of mass 198	87.40
443	15.00 - 24.00% of mass 442	16.79 ( 19.21)

Date : 19-MAY-2005 12:58

Client ID: DFTPP1V

Instrument: S1.i

Sample Info: DFTPP1V,DFTPP1V

Operator: KC

Column phase: DB-SMS

Column diameter: 0,25

Data File: S1E4486.D

Spectrum: Avg. Scans 56-58 ( 4,65), Background Scan 52

Location of Maximum: 198,00

Number of points: 299

m/z	Y	m/z	Y	m/z	Y	m/z	Y
36,00	61	127,00	65856	204,00	6074	289,00	157
37,00	460	128,00	5309	205,00	9682	290,00	77
38,00	1763	129,00	34728	206,00	37440	291,00	65
39,00	6755	130,00	2732	207,00	4731	292,00	179
41,00	64	131,00	428	208,00	1416	293,00	782
42,00	272	132,00	197	209,00	301	294,00	227
45,00	262	133,00	47	210,00	890	296,00	13835
46,00	30	134,00	942	211,00	1484	297,00	1833
48,00	62	135,00	2172	213,00	116	298,00	113
50,00	22408	136,00	1003	214,00	40	301,00	161
51,00	68128	137,00	1369	215,00	454	302,00	276
52,00	3303	138,00	330	216,00	165	303,00	1499
53,00	49	139,00	52	217,00	11597	304,00	427
55,00	399	140,00	232	218,00	1462	305,00	49
56,00	2098	141,00	3985	219,00	122	308,00	219
57,00	4086	142,00	1403	221,00	9891	309,00	75
58,00	176	143,00	938	222,00	253	310,00	160
60,00	168	144,00	310	223,00	2702	313,00	78
61,00	809	145,00	147	224,00	23208	314,00	657
62,00	1097	146,00	802	225,00	5365	315,00	1499
63,00	2565	147,00	1720	227,00	10608	316,00	714
64,00	340	148,00	5173	228,00	1469	317,00	55
65,00	1163	149,00	970	229,00	1975	320,00	59
67,00	113	150,00	296	230,00	247	321,00	420
69,00	95488	151,00	616	231,00	920	323,00	4192
70,00	460	152,00	172	232,00	247	324,00	843
71,00	29	153,00	1353	233,00	187	325,00	36
73,00	626	154,00	1022	234,00	617	326,00	92
74,00	7859	155,00	2063	235,00	625	327,00	903
75,00	11120	156,00	3018	236,00	473	328,00	417
76,00	1718	157,00	788	237,00	688	329,00	102
77,00	63504	158,00	788	238,00	102	332,00	344
78,00	4325	159,00	570	239,00	451	333,00	432
79,00	5733	160,00	1242	240,00	357	334,00	2576
80,00	4025	161,00	1924	241,00	661	335,00	671

Date : 19-MAY-2005 12:58

Client ID: DFTPP1V

Instrument: S1.i

Sample Info: DFTPP1V,DFTPP1V

Operator: KC

Column phase: DB-5MS

Column diameter: 0.25

Data File: S1E4486.D

Spectrum: Avg. Scans 56-58 ( 4.65), Background Scan 52

Location of Maximum: 198.00

Number of points: 299

m/z	Y	m/z	Y	m/z	Y	m/z	Y
81.00	5095	162.00	518	242.00	1204	336.00	43
82.00	1143	163.00	232	244.00	18792	339.00	82
83.00	905	164.00	162	245.00	2399	341.00	537
84.00	149	165.00	1460	246.00	3713	342.00	113
85.00	694	166.00	497	247.00	752	346.00	1112
86.00	1737	167.00	8311	248.00	177	347.00	87
87.00	798	168.00	4314	249.00	639	351.00	35
88.00	310	169.00	757	250.00	137	352.00	1235
89.00	211	170.00	254	251.00	178	353.00	959
90.00	44	171.00	376	252.00	127	354.00	1193
91.00	1347	172.00	834	253.00	409	355.00	276
92.00	1384	173.00	865	255.00	89936	359.00	86
93.00	11384	174.00	1819	256.00	12991	365.00	6368
94.00	568	175.00	3062	257.00	1114	366.00	896
95.00	197	176.00	895	258.00	6214	367.00	50
96.00	499	177.00	1565	259.00	967	370.00	133
98.00	8109	178.00	376	260.00	174	371.00	158
99.00	5089	179.00	6993	261.00	121	372.00	2185
100.00	499	180.00	3917	262.00	36	373.00	514
101.00	2412	181.00	2009	263.00	50	377.00	34
102.00	179	182.00	369	264.00	246	383.00	617
103.00	852	183.00	160	265.00	2520	384.00	197
104.00	1725	184.00	443	266.00	456	390.00	305
105.00	1587	185.00	3030	267.00	91	391.00	181
107.00	19888	186.00	21400	270.00	67	392.00	128
108.00	3090	187.00	5834	271.00	122	401.00	124
110.00	38320	188.00	494	272.00	296	402.00	788
111.00	5969	189.00	1496	273.00	2961	403.00	1186
112.00	732	190.00	230	274.00	8085	404.00	431
113.00	344	191.00	525	275.00	39448	421.00	945
114.00	145	192.00	2046	276.00	4998	422.00	145
117.00	22832	193.00	1994	277.00	3450	423.00	7031
118.00	1480	194.00	445	278.00	699	424.00	1409
119.00	226	195.00	87	279.00	139	425.00	159
120.00	335	196.00	5416	281.00	75	441.00	24552

Data File: \\AVOGADRO\ORGANICS\organic\svoa\S1.i\050519.B\S1E4486.D

Page 5

Date : 19-MAY-2005 12:58

Client ID: DFTPP1V

Instrument: S1.i

Sample Info: DFTPP1V,DFTPP1V

Operator: KC

Column phase: DB-5MS

Column diameter: 0.25

Data File: S1E4486.D

Spectrum: Avg. Scans 56-58 ( 4.65), Background Scan 52

Location of Maximum: 198.00

Number of points: 299

m/z	Y	m/z	Y	m/z	Y	m/z	Y
121.00	181	198.00	169600	282.00	228	442.00	148224
122.00	1589	199.00	11633	283.00	395	443.00	28472
123.00	2305	200.00	796	284.00	298	444.00	2445
124.00	1222	201.00	1077	285.00	607	445.00	78
125.00	871	203.00	1160	286.00	124		

Date : 19-MAY-2005 12:58

Client ID: DFTPP1V

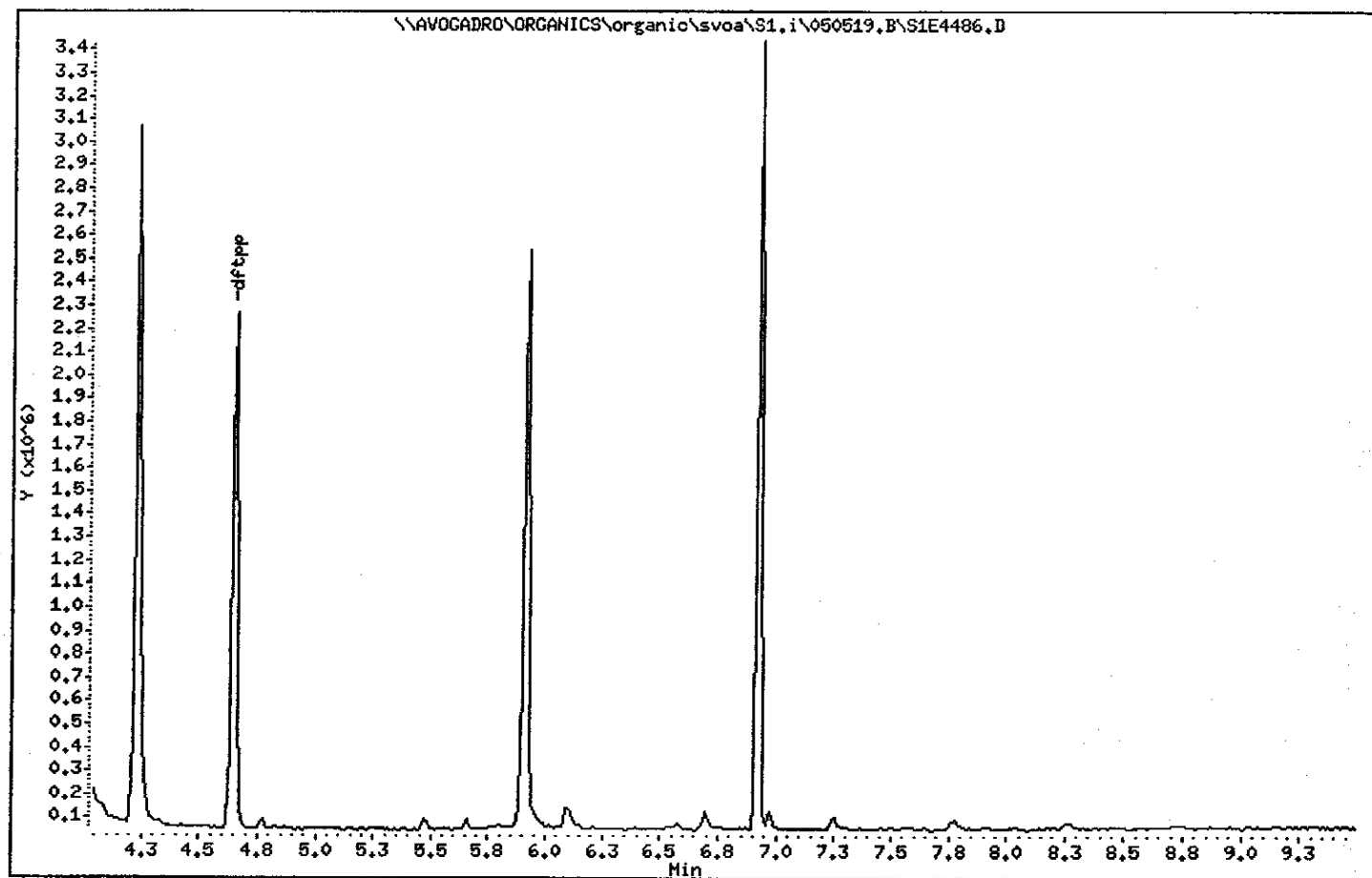
Instrument: S1.i

Sample Info: DFTPP1V,DFTPP1V

Operator: KC

Column phase: DB-5MS

Column diameter: 0,25



Date : 25-MAY-2005 08:36

Client ID: DFTPP1W

Instrument: S1.i

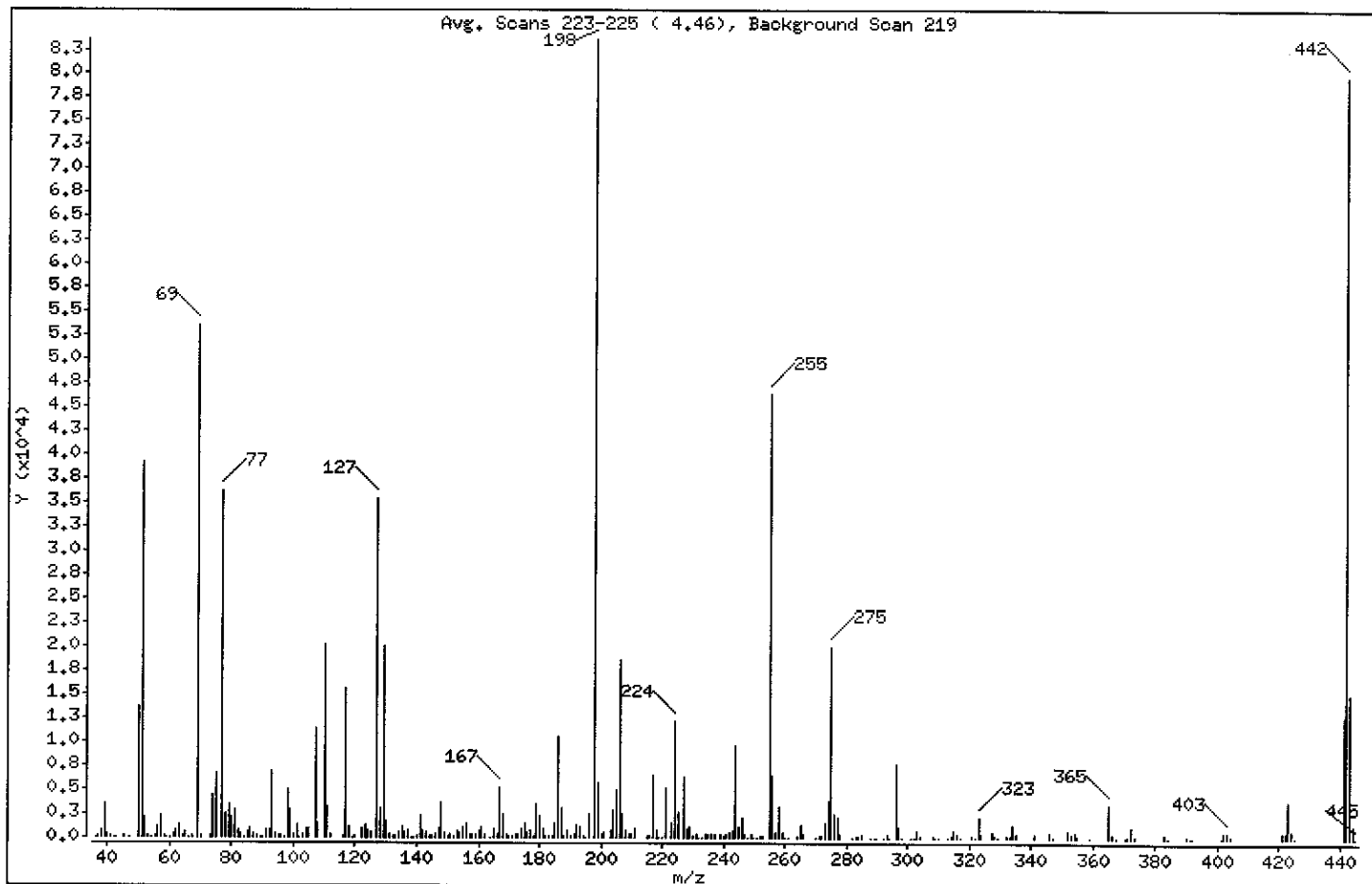
Sample Info: DFTPP1W,DFTPP1W

Operator: AM

Column phase: DB-5MS

Column diameter: 0.25

1 dftpp



m/e	ION ABUNDANCE CRITERIA	% RELATIVE ABUNDANCE
198	Base Peak, 100% relative abundance	100.00
51	30.00 - 80.00% of mass 198	47.10
68	Less than 2.00% of mass 69	0.00 ( 0.00)
69	Mass 69 relative abundance	64.12
70	Less than 2.00% of mass 69	0.18 ( 0.28)
127	25.00 - 75.00% of mass 198	42.31
197	Less than 1.00% of mass 198	0.00
199	5.00 - 9.00% of mass 198	6.84
275	10.00 - 30.00% of mass 198	23.94
365	Greater than 0.75% of mass 198	4.18
441	Present, but less than mass 442	15.19
442	40.00 - 110.00% of mass 198	95.39
443	15.00 - 24.00% of mass 442	18.03 ( 18.90)

Date : 25-MAY-2005 08:36

Client ID: DFTPP1W

Instrument: S1.i

Sample Info: DFTPP1W,DFTPP1W

Operator: AW

Column phase: DB-5MS

Column diameter: 0.25

Data File: S1E4505A.D

Spectrum: Avg. Scans 223-225 ( 4.46), Background Scan 219

Location of Maximum: 198.00

Number of points: 283

m/z	Y	m/z	Y	m/z	Y	m/z	Y
-----							
36.00	92	120.00	150	194.00	258	282.00	75
37.00	236	122.00	1043	195.00	37	283.00	225
38.00	817	123.00	1324	196.00	2519	284.00	117
39.00	3549	124.00	781	198.00	83560	285.00	333
40.00	324	125.00	484	199.00	5719	288.00	41
-----							
41.00	131	127.00	35352	200.00	431	289.00	58
42.00	61	128.00	3026	201.00	603	290.00	39
43.00	70	129.00	20000	203.00	683	292.00	44
45.00	128	130.00	1800	204.00	2920	293.00	400
47.00	41	131.00	328	205.00	5087	294.00	53
-----							
50.00	13625	132.00	213	206.00	18744	296.00	7777
51.00	39352	133.00	100	207.00	2424	297.00	1068
52.00	2179	134.00	535	208.00	751	298.00	47
53.00	103	135.00	1121	209.00	311	301.00	75
54.00	95	136.00	577	210.00	302	302.00	61
-----							
55.00	190	137.00	766	211.00	952	303.00	759
56.00	1244	138.00	62	215.00	270	304.00	197
57.00	2380	139.00	92	216.00	150	308.00	97
58.00	132	140.00	114	217.00	6549	309.00	37
59.00	44	141.00	2380	218.00	808	310.00	57
-----							
60.00	45	142.00	813	219.00	45	313.00	34
61.00	468	143.00	543	220.00	51	314.00	200
62.00	714	144.00	120	221.00	5153	315.00	790
63.00	1419	145.00	115	223.00	1519	316.00	397
64.00	239	146.00	453	224.00	12065	317.00	36
-----							
65.00	616	147.00	1034	225.00	2743	321.00	211
66.00	83	148.00	3567	227.00	6431	322.00	48
67.00	132	149.00	522	228.00	897	323.00	2142
69.00	53576	150.00	147	229.00	1126	324.00	414
70.00	151	151.00	315	230.00	238	327.00	541
-----							
73.00	205	152.00	119	231.00	435	328.00	181
74.00	4511	153.00	683	232.00	88	329.00	38
75.00	6740	154.00	502	233.00	38	332.00	163
77.00	36160	155.00	1083	234.00	439	333.00	148
78.00	2520	156.00	1540	235.00	303	334.00	1423

Date : 25-MAY-2005 08:36

Client ID: DFTPP1W

Instrument: S1.i

Sample Info: DFTPP1W,DFTPP1W

Operator: AM

Column phase: DB-5MS

Column diameter: 0.25

Data File: S1E4505A.D

Spectrum: Avg. Scans 223-225 ( 4.46), Background Scan 219

Location of Maximum: 198.00

Number of points: 283

m/z	Y	m/z	Y	m/z	Y	m/z	Y
-----							
79.00	3476	157.00	358	236.00	366	335.00	353
80.00	2201	158.00	392	237.00	344	341.00	290
81.00	2907	159.00	290	239.00	290	346.00	527
82.00	692	160.00	767	240.00	165	347.00	43
83.00	382	161.00	1059	241.00	294	352.00	709
-----							
84.00	46	162.00	307	242.00	600	353.00	430
85.00	482	164.00	96	243.00	835	354.00	637
86.00	1057	165.00	908	244.00	9665	355.00	97
87.00	356	166.00	374	245.00	1175	359.00	37
88.00	114	167.00	5233	246.00	2096	365.00	3489
-----							
89.00	35	168.00	2508	247.00	463	366.00	411
90.00	35	169.00	421	248.00	62	367.00	34
91.00	787	170.00	143	249.00	371	370.00	37
92.00	825	171.00	224	250.00	88	371.00	155
93.00	6965	172.00	426	251.00	69	372.00	1219
-----							
94.00	358	173.00	464	252.00	114	373.00	239
95.00	158	174.00	993	253.00	199	383.00	345
96.00	268	175.00	1550	255.00	46456	384.00	52
97.00	48	176.00	517	256.00	6534	390.00	207
98.00	4916	177.00	861	257.00	512	391.00	39
-----							
99.00	2921	178.00	144	258.00	3274	392.00	38
100.00	327	179.00	3444	259.00	505	401.00	41
101.00	1387	180.00	2392	260.00	69	402.00	509
102.00	91	181.00	976	261.00	55	403.00	671
103.00	473	182.00	144	264.00	141	404.00	193
-----							
104.00	1013	183.00	102	265.00	1300	421.00	556
105.00	895	184.00	160	266.00	302	422.00	521
107.00	11327	185.00	1492	270.00	56	423.00	3855
108.00	1587	186.00	10567	271.00	162	424.00	712
110.00	20184	187.00	3007	272.00	120	425.00	62
-----							
111.00	3202	188.00	252	273.00	1530	441.00	12691
112.00	410	189.00	744	274.00	3839	442.00	79712
116.00	110	190.00	154	275.00	20000	443.00	15063
117.00	15645	191.00	352	276.00	2540	444.00	1314
118.00	1062	192.00	1363	277.00	2137	445.00	88



Data File: \\AVOCADRO\ORGANICS\organic\svoa\S1.i\050525.B\S1E4505A.D

Page 5

Date : 25-MAY-2005 08:36

Client ID: DFTPP1W

Instrument: S1.i

Sample Info: DFTPP1W,DFTPP1W

Operator: AW

Column phase: DB-5MS

Column diameter: 0.25

Data File: S1E4505A.D

Spectrum: Avg. Scans 223-225 ( 4.46), Background Scan 219

Location of Maximum: 198.00

Number of points: 283

m/z	Y	m/z	Y	m/z	Y	m/z	Y
119.00	41	193.00	1203	278.00	341		

Date : 25-MAY-2005 08:36

Client ID: DFTPP1W

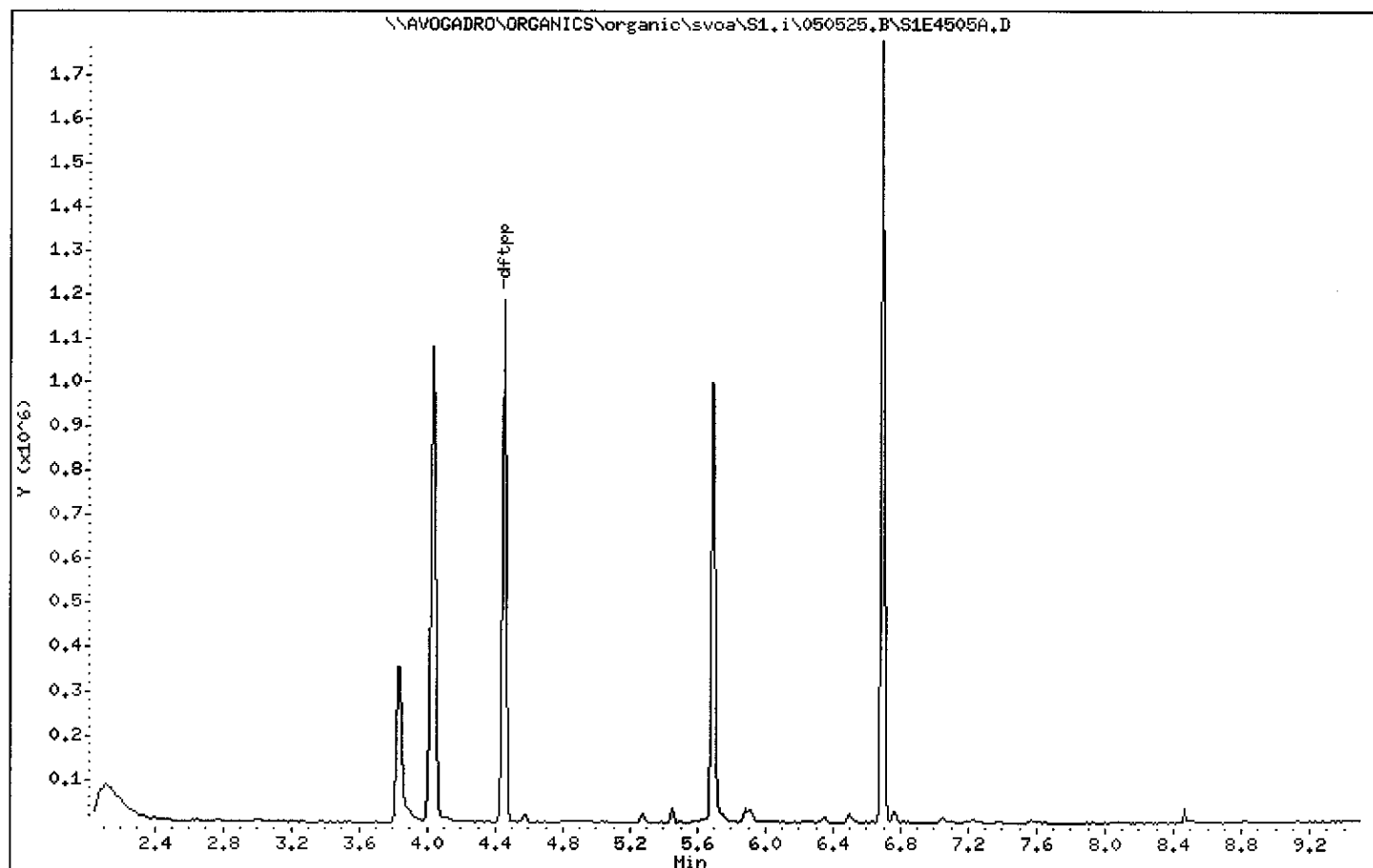
Instrument: S1.i

Sample Info: DFTPP1W,DFTPP1W

Operator: AW

Column phase: DB-5MS

Column diameter: 0.25



1C  
SEMIVOLATILE ORGANICS ANALYSIS DATA SHEET

EPA SAMPLE NO.

SBLK1W

Lab Name: MITKEM CORPORATION Contract: \_\_\_\_\_

Lab Code: MITKEM Case No.: \_\_\_\_\_ SAS No.: \_\_\_\_\_ SDG No.: MD0529

Matrix: (soil/water) WATER Lab Sample ID: MB-18091

Sample wt/vol: 1000 (g/mL) ML Lab File ID: S1E4507

Level: (low/med) LOW Date Received: \_\_\_\_\_

% Moisture: \_\_\_\_\_ Decanted: (Y/N) \_\_\_\_\_ Date Extracted: 05/12/05

Concentrated Extract Volume: 1000 (uL) Date Analyzed: 05/25/05

Injection Volume: 2.0 (uL) Dilution Factor: 1.0

GPC Cleanup: (Y/N) N pH: \_\_\_\_\_ Extraction: (Type) CONT

CAS NO. COMPOUND CONCENTRATION UNITS:  
(ug/L or ug/Kg) UG/L Q

100-52-7	Benzaldehyde	10	U
108-95-2	Phenol	10	U
111-44-4	bis(2-Chloroethyl) Ether	10	U
95-57-8	2-Chlorophenol	10	U
95-48-7	2-Methylphenol	10	U
108-60-1	2,2'-oxybis(1-Chloropropane)	10	U
98-86-2	Acetophenone	10	U
106-44-5	4-Methylphenol	10	U
621-64-7	N-Nitroso-di-n-propylamine	10	U
67-72-1	Hexachloroethane	10	U
98-95-3	Nitrobenzene	10	U
78-59-1	Isophorone	10	U
88-75-5	2-Nitrophenol	10	U
105-67-9	2,4-Dimethylphenol	10	U
111-91-1	bis(2-Chloroethoxy) methane	10	U
120-83-2	2,4-Dichlorophenol	10	U
91-20-3	Naphthalene	10	U
106-47-8	4-Chloroaniline	10	U
87-68-3	Hexachlorobutadiene	10	U
105-60-2	Caprolactam	10	U
59-50-7	4-Chloro-3-Methylphenol	10	U
91-57-6	2-Methylnaphthalene	10	U
77-47-4	Hexachlorocyclopentadiene	10	U
88-06-2	2,4,6-Trichlorophenol	10	U
95-95-4	2,4,5-Trichlorophenol	25	U
92-52-4	1,1'-Biphenyl	10	U
91-58-7	2-Chloronaphthalene	10	U
88-74-4	2-Nitroaniline	25	U
131-11-3	Dimethylphthalate	10	U
606-20-2	2,6-Dinitrotoluene	10	U
208-96-8	Acenaphthylene	10	U
99-09-2	3-Nitroaniline	25	U
83-32-9	Acenaphthene	10	U

1D  
SEMIVOLATILE ORGANICS ANALYSIS DATA SHEET

EPA SAMPLE NO.

SBLK1W

Lab Name: MITKEM CORPORATION Contract: \_\_\_\_\_

Lab Code: MITKEM Case No.: \_\_\_\_\_ SAS No.: \_\_\_\_\_ SDG No.: MD0529

Matrix: (soil/water) WATER Lab Sample ID: MB-18091

Sample wt/vol: 1000 (g/mL) ML Lab File ID: S1E4507

Level: (low/med) LOW Date Received: \_\_\_\_\_

% Moisture: \_\_\_\_\_ Decanted: (Y/N) \_\_\_\_\_ Date Extracted: 05/12/05

Concentrated Extract Volume: 1000 (uL) Date Analyzed: 05/25/05

Injection Volume: 2.0 (uL) Dilution Factor: 1.0

GPC Cleanup: (Y/N) N pH: \_\_\_\_\_ Extraction: (Type) CONT

CAS NO. COMPOUND

CONCENTRATION UNITS:  
(ug/L or ug/Kg) UG/L Q

51-28-5	2,4-Dinitrophenol	25	U
100-02-7	4-Nitrophenol	25	U
132-64-9	Dibenzofuran	10	U
121-14-2	2,4-Dinitrotoluene	10	U
84-66-2	Diethylphthalate	10	U
86-73-7	Fluorene	10	U
7005-72-3	4-Chlorophenyl-phenylether	10	U
100-01-6	4-Nitroaniline	25	U
534-52-1	4,6-Dinitro-2-methylphenol	25	U
86-30-6	N-Nitrosodiphenylamine (1)	10	U
101-55-3	4-Bromophenyl-phenylether	10	U
118-74-1	Hexachlorobenzene	10	U
1912-24-9	Atrazine	10	U
87-86-5	Pentachlorophenol	25	U
85-01-8	Phenanthrene	10	U
120-12-7	Anthracene	10	U
86-74-8	Carbazole	10	U
84-74-2	Di-n-butylphthalate	10	U
206-44-0	Fluoranthene	10	U
129-00-0	Pyrene	10	U
85-68-7	Butylbenzylphthalate	10	U
91-94-1	3,3'-Dichlorobenzidine	10	U
56-55-3	Benzo(a)anthracene	10	U
218-01-9	Chrysene	10	U
117-81-7	bis(2-Ethylhexyl)phthalate	10	U
117-84-0	Di-n-octylphthalate	10	U
205-99-2	Benzo(b)fluoranthene	10	U
207-08-9	Benzo(k)fluoranthene	10	U
50-32-8	Benzo(a)pyrene	10	U
193-39-5	Indeno(1,2,3-cd)pyrene	10	U
53-70-3	Dibenzo(a,h)anthracene	10	U
191-24-2	Benzo(g,h,i)perylene	10	U

(1) - Cannot be separated from Diphenylamine

1G  
SEMIVOLATILE ORGANICS ANALYSIS DATA SHEET  
TENTATIVELY IDENTIFIED COMPOUNDS

EPA SAMPLE NO.

SBLK1W

Lab Name: MITKEM CORPORATION Contract: \_\_\_\_\_

Lab Code: MITKEM Case No.: \_\_\_\_\_ SAS No.: \_\_\_\_\_ SDG No.: MD0529

Matrix: (soil/water) WATER Lab Sample ID: MB-18091

Sample wt/vol: 1000 (g/mL) ML Lab File ID: S1E4507

Level: (low/med) LOW Date Received: \_\_\_\_\_

% Moisture: \_\_\_\_\_ Decanted: (Y/N) \_\_\_\_\_ Date Extracted: 05/12/05

Concentrated Extract Volume: 1000 (uL) Date Analyzed: 05/25/05

Injection Volume: 2.0 (uL) Dilution Factor: 1.0

GPC Cleanup: (Y/N) N pH: \_\_\_\_\_ Extraction: (Type) CONT

Number TICs found: 0

CONCENTRATION UNITS:  
(ug/L or ug/Kg) ug/L

CAS NUMBER	COMPOUND NAME	RT	EST. CONC.	Q
1.				
2.				
3.				
4.				
5.				
6.				
7.				
8.				
9.				
10.				
11.				
12.				
13.				
14.				
15.				
16.				
17.				
18.				
19.				
20.				
21.				
22.				
23.				
24.				
25.				
26.				
27.				
28.				
29.				
30.				

Data File: \\AVOGADRO\ORGANICS\svoa\S1.i\050525.B\S1E4507.D

Date : 25-MAY-2005 09:31

Client ID: SBLK1W

Sample Info: HB-18091.SBLK1W.18091

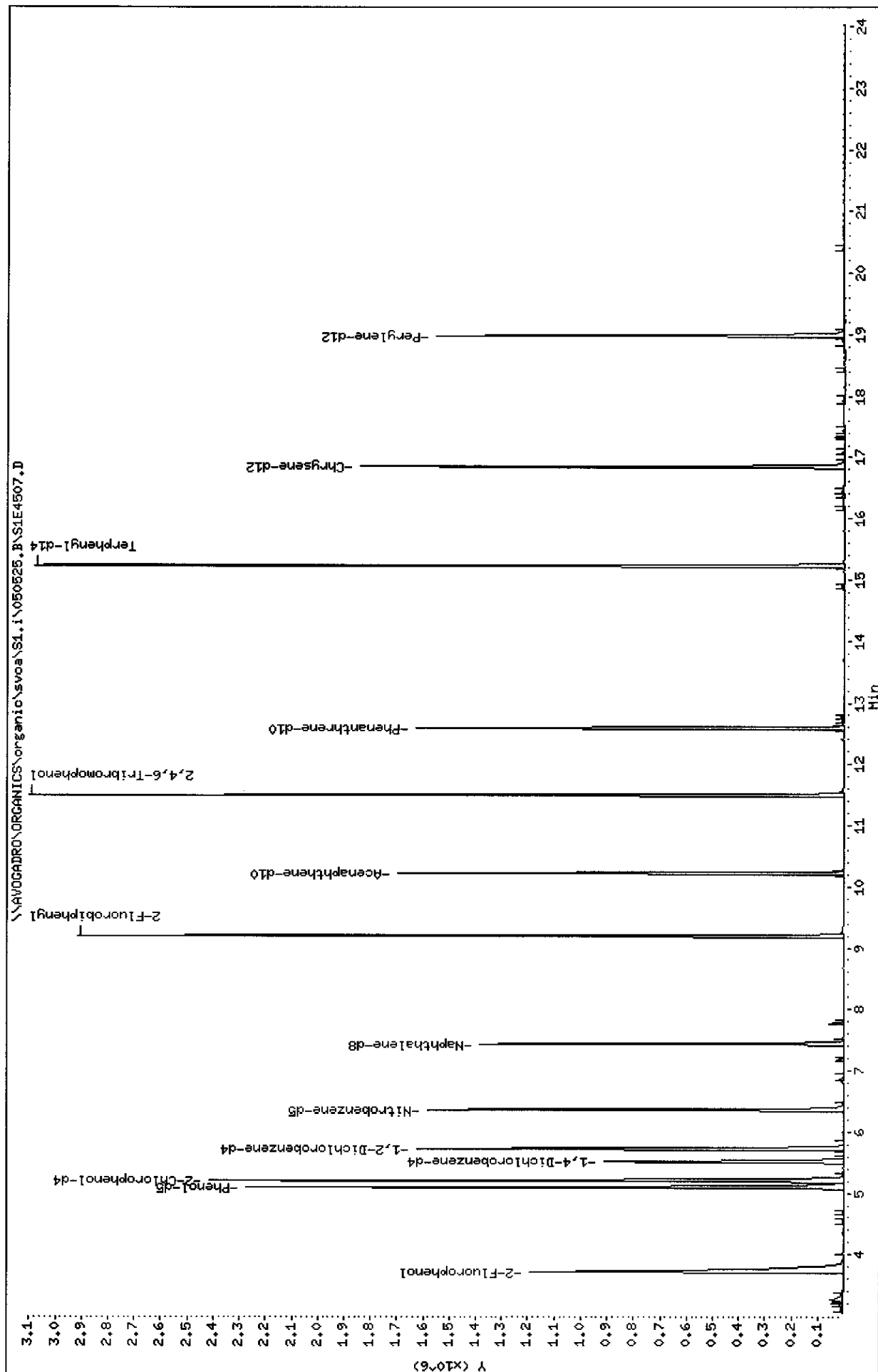
Volume Injected (uL): 2.0

Column phase: DB-5MS

Instrument: S1.i

Operator: AM SRC: LIMS

Column diameter: 0.25



Data File: S1E4507.D  
Report Date: 26-May-2005 16:09

Mitkem Corporation

CLP OLM04.1 QUANTITATION REPORT

Data file : \\AVOGADRO\ORGANICS\organic\svoa\S1.i\050525.B\S1E4507.D  
Lab Smp Id: MB-18091 Client Smp ID: SBLK1W  
Inj Date : 25-MAY-2005 09:31  
Operator : AW SRC: LIMS Inst ID: S1.i  
Smp Info : MB-18091,SBLK1W,18091  
Misc Info : 2,2,SSTD050,3  
Comment :  
Method : \\AVOGADRO\ORGANICS\organic\svoa\S1.i\050525.B\s1\_olm4\_2\_S.m  
Meth Date : 25-May-2005 09:24 mtl Quant Type: ISTD  
Cal Date : 25-MAY-2005 08:53 Cal File: S1E4506.D ✓  
Als bottle: 2 QC Sample: BLANK  
Dil Factor: 1.00000  
Integrator: HP RTE Compound Sublist: OLM4.sub  
Target Version: 4.03  
Processing Host: TARGET11

Concentration Formula:  $\text{Amt} * \text{DF} * \text{Uf} * (\text{Vt}/\text{Vi}) * (1/\text{Vo})$

Name	Value	Description
DF	1.000	Dilution Factor
Uf	1.000	GPC Correction Factor
Vt	1000.000	Volume of final extract (uL)
Vi	2.000	Volume injected (uL)
Vo	1000.000	Volume of sample extracted (mL)

Compounds	QUANT SIG MASS	RT	EXP RT	REL RT	RESPONSE	CONCENTRATIONS	
						ON-COLUMN ( ng)	FINAL ( ug/L)
\$ 1 2-Fluorophenol	112	3.727	3.726	(0.675)	884508	119.185	60
\$ 3 Phenol-d5	99	5.099	5.098	(0.924)	986855	118.602	59
\$ 6 2-Chlorophenol-d4	132	5.207	5.206	(0.943)	1103582	123.444	62
* 8 1,4-Dichlorobenzene-d4	152	5.520	5.520	(1.000)	270712	40.0000	
\$ 9 1,2-Dichlorobenzene-d4	152	5.737	5.736	(1.039)	443102	69.8512	35
\$ 16 Nitrobenzene-d5	82	6.363	6.373	(0.856)	692643	82.8461	41
* 23 Naphthalene-d8	136	7.433	7.443	(1.000)	973479	40.0000	
\$ 33 2-Fluorobiphenyl	172	9.194	9.204	(0.900)	1313592	80.3507	40
* 41 Acenaphthene-d10	164	10.220	10.219	(1.000)	533791	40.0000	
\$ 53 2,4,6-Tribromophenol	330	11.495	11.505	(0.913)	615271	120.748	60
* 58 Phenanthrene-d10	188	12.597	12.596	(1.000)	954565	40.0000	
\$ 65 Terphenyl-d14	244	15.244	15.232	(0.904)	1657688	94.5012	47
* 69 Chrysene-d12	240	16.853	16.863	(1.000)	932856	40.0000	
* 76 Perylene-d12	264	18.982	18.992	(1.000)	939850	40.0000	

05/26/05  
17

K

Data File: S1E4507.D  
Report Date: 26-May-2005 16:09

Mitkem Corporation

CLP OLM04.1 QUANTITATION REPORT

Data file : \\AVOGADRO\ORGANICS\organic\svoa\S1.i\050525.B\S1E4507.D  
Lab Smp Id: MB-18091 Client Smp ID: SBLK1W  
Inj Date : 25-MAY-2005 09:31  
Operator : AW SRC: LIMS Inst ID: S1.i  
Smp Info : MB-18091,SBLK1W,18091  
Misc Info : 2,2,SSTD050,3  
Comment :  
Method : \\AVOGADRO\ORGANICS\organic\svoa\S1.i\050525.B\s1\_olm4\_2\_S.m  
Meth Date : 25-May-2005 09:24 mtl Quant Type: ISTD  
Cal Date : 25-MAY-2005 08:53 Cal File: S1E4506.D  
Als bottle: 2 QC Sample: BLANK  
Dil Factor: 1.00000  
Integrator: HP RTE Compound Sublist: OLM4.sub  
Target Version: 4.03  
Processing Host: TARGET11

- NO TENTATIVELY IDENTIFIED COMPOUNDS -



1C  
SEMIVOLATILE ORGANICS ANALYSIS DATA SHEET

EPA SAMPLE NO.

SBLK1X

Lab Name: MITKEM CORPORATION Contract: \_\_\_\_\_

Lab Code: MITKEM Case No.: \_\_\_\_\_ SAS No.: \_\_\_\_\_ SDG No.: MD0529

Matrix: (soil/water) SOIL Lab Sample ID: MB-18109

Sample wt/vol: 30.0 (g/mL) G Lab File ID: S1E4510

Level: (low/med) LOW Date Received: \_\_\_\_\_

% Moisture: 0 Decanted: (Y/N) N Date Extracted: 05/13/05

Concentrated Extract Volume: 500 (uL) Date Analyzed: 05/25/05

Injection Volume: 2.0 (uL) Dilution Factor: 1.0

GPC Cleanup: (Y/N) Y pH: \_\_\_\_\_ Extraction: (Type) SONC

CAS NO. COMPOUND

CONCENTRATION UNITS:  
(ug/L or ug/Kg) UG/KG Q

100-52-7	Benzaldehyde	330	U
108-95-2	Phenol	330	U
111-44-4	bis (2-Chloroethyl) Ether	330	U
95-57-8	2-Chlorophenol	330	U
95-48-7	2-Methylphenol	330	U
108-60-1	2,2'-oxybis (1-Chloropropane)	330	U
98-86-2	Acetophenone	330	U
106-44-5	4-Methylphenol	330	U
621-64-7	N-Nitroso-di-n-propylamine	330	U
67-72-1	Hexachloroethane	330	U
98-95-3	Nitrobenzene	330	U
78-59-1	Isophorone	330	U
88-75-5	2-Nitrophenol	330	U
105-67-9	2,4-Dimethylphenol	330	U
111-91-1	bis (2-Chloroethoxy) methane	330	U
120-83-2	2,4-Dichlorophenol	330	U
91-20-3	Naphthalene	330	U
106-47-8	4-Chloroaniline	330	U
87-68-3	Hexachlorobutadiene	330	U
105-60-2	Caprolactam	330	U
59-50-7	4-Chloro-3-Methylphenol	330	U
91-57-6	2-Methylnaphthalene	330	U
77-47-4	Hexachlorocyclopentadiene	330	U
88-06-2	2,4,6-Trichlorophenol	330	U
95-95-4	2,4,5-Trichlorophenol	830	U
92-52-4	1,1'-Biphenyl	330	U
91-58-7	2-Chloronaphthalene	330	U
88-74-4	2-Nitroaniline	830	U
131-11-3	Dimethylphthalate	330	U
606-20-2	2,6-Dinitrotoluene	330	U
208-96-8	Acenaphthylene	330	U
99-09-2	3-Nitroaniline	830	U
83-32-9	Acenaphthene	330	U

1D  
SEMIVOLATILE ORGANICS ANALYSIS DATA SHEET

EPA SAMPLE NO.

SBLK1X

Lab Name: MITKEM CORPORATION Contract: \_\_\_\_\_

Lab Code: MITKEM Case No.: \_\_\_\_\_ SAS No.: \_\_\_\_\_ SDG No.: MD0529

Matrix: (soil/water) SOIL Lab Sample ID: MB-18109

Sample wt/vol: 30.0 (g/mL) G Lab File ID: S1E4510

Level: (low/med) LOW Date Received: \_\_\_\_\_

% Moisture: 0 Decanted: (Y/N) N Date Extracted: 05/13/05

Concentrated Extract Volume: 500 (uL) Date Analyzed: 05/25/05

Injection Volume: 2.0 (uL) Dilution Factor: 1.0

GPC Cleanup: (Y/N) Y pH: \_\_\_\_\_ Extraction: (Type) SONC

CONCENTRATION UNITS:  
(ug/L or ug/Kg) UG/KG Q

CAS NO.	COMPOUND		
51-28-5	2,4-Dinitrophenol	830	U
100-02-7	4-Nitrophenol	830	U
132-64-9	Dibenzofuran	330	U
121-14-2	2,4-Dinitrotoluene	330	U
84-66-2	Diethylphthalate	330	U
86-73-7	Fluorene	330	U
7005-72-3	4-Chlorophenyl-phenylether	330	U
100-01-6	4-Nitroaniline	830	U
534-52-1	4,6-Dinitro-2-methylphenol	830	U
86-30-6	N-Nitrosodiphenylamine (1)	330	U
101-55-3	4-Bromophenyl-phenylether	330	U
118-74-1	Hexachlorobenzene	330	U
1912-24-9	Atrazine	330	U
87-86-5	Pentachlorophenol	830	U
85-01-8	Phenanthrene	330	U
120-12-7	Anthracene	330	U
86-74-8	Carbazole	330	U
84-74-2	Di-n-butylphthalate	330	U
206-44-0	Fluoranthene	330	U
129-00-0	Pyrene	330	U
85-68-7	Butylbenzylphthalate	330	U
91-94-1	3,3'-Dichlorobenzidine	330	U
56-55-3	Benzo(a)anthracene	330	U
218-01-9	Chrysene	330	U
117-81-7	bis(2-Ethylhexyl)phthalate	330	U
117-84-0	Di-n-octylphthalate	330	U
205-99-2	Benzo(b)fluoranthene	330	U
207-08-9	Benzo(k)fluoranthene	330	U
50-32-8	Benzo(a)pyrene	330	U
193-39-5	Indeno(1,2,3-cd)pyrene	330	U
53-70-3	Dibenzo(a,h)anthracene	330	U
191-24-2	Benzo(g,h,i)perylene	330	U

(1) - Cannot be separated from Diphenylamine

1G  
SEMIVOLATILE ORGANICS ANALYSIS DATA SHEET  
TENTATIVELY IDENTIFIED COMPOUNDS

EPA SAMPLE NO.

SBLK1X

Lab Name: MITKEM CORPORATION Contract: \_\_\_\_\_

Lab Code: MITKEM Case No.: \_\_\_\_\_ SAS No.: \_\_\_\_\_ SDG No.: MD0529

Matrix: (soil/water) SOIL Lab Sample ID: MB-18109

Sample wt/vol: 30.0 (g/mL) G Lab File ID: S1E4510

Level: (low/med) LOW Date Received: \_\_\_\_\_

% Moisture: \_\_\_\_\_ Decanted: (Y/N) \_\_\_\_\_ Date Extracted: 05/13/05

Concentrated Extract Volume: 500 (uL) Date Analyzed: 05/25/05

Injection Volume: 2.0 (uL) Dilution Factor: 1.0

GPC Cleanup: (Y/N) Y pH: \_\_\_\_\_ Extraction: (Type) SONC

Number TICs found: 0

CONCENTRATION UNITS:  
(ug/L or ug/Kg) ug/Kg

CAS NUMBER	COMPOUND NAME	RT	EST. CONC.	Q
1.				
2.				
3.				
4.				
5.				
6.				
7.				
8.				
9.				
10.				
11.				
12.				
13.				
14.				
15.				
16.				
17.				
18.				
19.				
20.				
21.				
22.				
23.				
24.				
25.				
26.				
27.				
28.				
29.				
30.				

Data File: \\AVOCADRO\ORGANICS\organic\svoa\S1.i\050525.B\S1E4510.D

Date : 25-MAY-2005 11:04

Client ID: SBLK1X

Sample Info: MB-18109,SBLK1X,18109

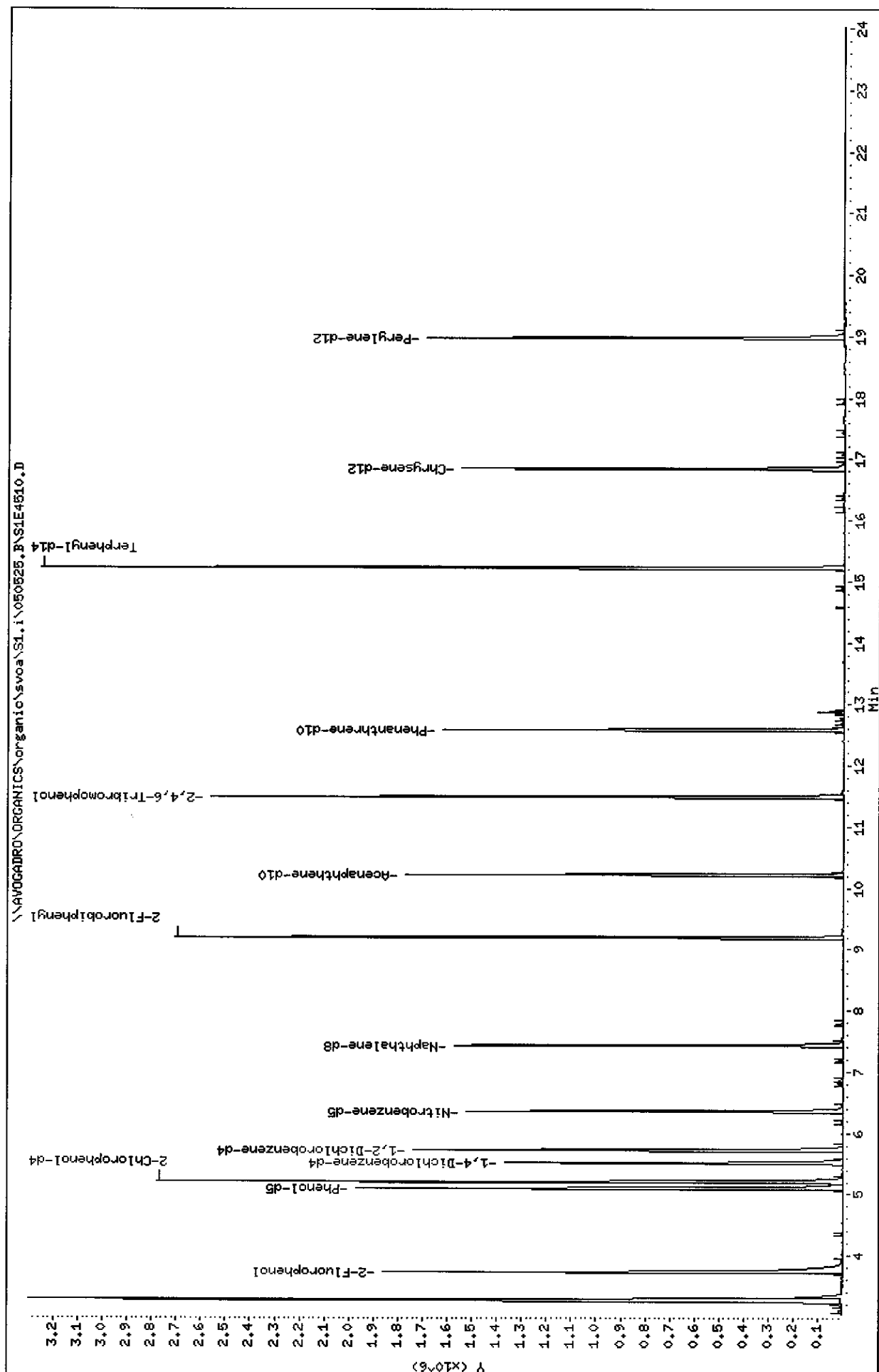
Volume Injected (ul): 2.0

Column phase: DB-5MS

Instrument: S1.i

Operator: AM SRC: LIMS

Column diameter: 0.25



Data File: S1E4510.D  
Report Date: 26-May-2005 15:51

Mitkem Corporation

CLP OLM04.1 QUANTITATION REPORT

Data file : \\AVOGADRO\ORGANICS\organic\svoa\S1.i\050525.B\S1E4510.D  
Lab Smp Id: MB-18109 Client Smp ID: SBLK1X  
Inj Date : 25-MAY-2005 11:04  
Operator : AW SRC: LIMS Inst ID: S1.i  
Smp Info : MB-18109,SBLK1X,18109  
Misc Info :  
Comment :  
Method : \\AVOGADRO\ORGANICS\organic\svoa\S1.i\050525.B\s1\_olm4\_2\_S.m  
Meth Date : 25-May-2005 09:24 mtl Quant Type: ISTD  
Cal Date : 25-MAY-2005 08:53 Cal File: S1E4506.D  
Als bottle: 5 QC Sample: BLANK ✓  
Dil Factor: 1.00000  
Integrator: HP RTE Compound Sublist: OLM4.sub  
Target Version: 4.03

Concentration Formula:  $\text{Amt} * \text{DF} * \text{Uf} * (\text{Vt}/\text{Vi}) * (1/\text{Ws}) * (100/(100-\text{M}))$

Name	Value	Description
DF	1.000	Dilution Factor
Uf	2.000	GPC correction factor
Vt	500.000	Volume of final extract (uL) (1000 low, 2
Vi	2.000	Volume injected (uL)
Ws	30.000	Weight of sample extracted (g)
M	0.000	% Moisture

Compounds	QUANT SIG MASS	RT	EXP RT	REL RT	RESPONSE	CONCENTRATIONS	
						ON-COLUMN ( ng)	FINAL (ug/Kg)
\$ 1 2-Fluorophenol	112	3.736	3.726	(0.677)	821624	90.9828	1500
\$ 3 Phenol-d5	99	5.108	5.098	(0.926)	924199	91.2791	1500
\$ 6 2-Chlorophenol-d4	132	5.205	5.206	(0.943)	1000852	92.0031	1500
* 8 1,4-Dichlorobenzene-d4	152	5.519	5.520	(1.000)	329414	40.0000	
\$ 9 1,2-Dichlorobenzene-d4	152	5.734	5.736	(1.039)	415386	53.8130	900
\$ 16 Nitrobenzene-d5	82	6.361	6.373	(0.855)	613255	64.5768	1100
* 23 Naphthalene-d8	136	7.441	7.443	(1.000)	1105742	40.0000	
\$ 33 2-Fluorobiphenyl	172	9.192	9.204	(0.900)	1160204	66.2810	1100
* 41 Acenaphthene-d10	164	10.218	10.219	(1.000)	571539	40.0000	
\$ 53 2,4,6-Tribromophenol	330	11.493	11.505	(0.913)	500918	104.122	1700
* 58 Phenanthrene-d10	188	12.595	12.596	(1.000)	901246	40.0000	
\$ 65 Terphenyl-d14	244	15.231	15.232	(0.904)	1515039	97.1550	1600
* 69 Chrysene-d12	240	16.851	16.863	(1.000)	829293	40.0000	
* 76 Perylene-d12	264	18.980	18.992	(1.000)	888495	40.0000	

05/26/05  
AJ

K

Data File: S1E4510.D  
Report Date: 26-May-2005 15:51

Mitkem Corporation

CLP OLM04.1 QUANTITATION REPORT

Data file : \\AVOGADRO\ORGANICS\organic\svoa\S1.i\050525.B\S1E4510.D  
Lab Smp Id: MB-18109 Client Smp ID: SBLK1X  
Inj Date : 25-MAY-2005 11:04  
Operator : AW SRC: LIMS Inst ID: S1.i  
Smp Info : MB-18109,SBLK1X,18109  
Misc Info :  
Comment :  
Method : \\AVOGADRO\ORGANICS\organic\svoa\S1.i\050525.B\s1\_olm4\_2\_S.m  
Meth Date : 25-May-2005 09:24 mtl Quant Type: ISTD  
Cal Date : 25-MAY-2005 08:53 Cal File: S1E4506.D  
Als bottle: 5 QC Sample: BLANK  
Dil Factor: 1.00000  
Integrator: HP RTE Compound Sublist: OLM4.sub  
Target Version: 4.03

- NO TENTATIVELY IDENTIFIED COMPOUNDS -

1C  
SEMIVOLATILE ORGANICS ANALYSIS DATA SHEET

EPA SAMPLE NO.

S1WLCS

Lab Name: MITKEM CORPORATION Contract: \_\_\_\_\_

Lab Code: MITKEM Case No.: \_\_\_\_\_ SAS No.: \_\_\_\_\_ SDG No.: MD0529

Matrix: (soil/water) WATER Lab Sample ID: LCS-18091

Sample wt/vol: 1000 (g/mL) ML Lab File ID: S1E4508

Level: (low/med) LOW Date Received: \_\_\_\_\_

% Moisture: \_\_\_\_\_ Decanted: (Y/N) \_\_\_\_\_ Date Extracted: 05/12/05

Concentrated Extract Volume: 1000 (uL) Date Analyzed: 05/25/05

Injection Volume: 2.0 (uL) Dilution Factor: 1.0

GPC Cleanup: (Y/N) N pH: \_\_\_\_\_ Extraction: (Type) CONT

CAS NO. COMPOUND CONCENTRATION UNITS:  
(ug/L or ug/Kg) UG/L Q

100-52-7	Benzaldehyde	10	U
108-95-2	Phenol	60	
111-44-4	bis(2-Chloroethyl) Ether	10	U
95-57-8	2-Chlorophenol	60	
95-48-7	2-Methylphenol	10	U
108-60-1	2,2'-oxybis(1-Chloropropane)	10	U
98-86-2	Acetophenone	10	U
106-44-5	4-Methylphenol	10	U
621-64-7	N-Nitroso-di-n-propylamine	38	
67-72-1	Hexachloroethane	10	U
98-95-3	Nitrobenzene	10	U
78-59-1	Isophorone	10	U
88-75-5	2-Nitrophenol	10	U
105-67-9	2,4-Dimethylphenol	10	U
111-91-1	bis(2-Chloroethoxy)methane	10	U
120-83-2	2,4-Dichlorophenol	10	U
91-20-3	Naphthalene	10	U
106-47-8	4-Chloroaniline	10	U
87-68-3	Hexachlorobutadiene	10	U
105-60-2	Caprolactam	10	U
59-50-7	4-Chloro-3-Methylphenol	71	
91-57-6	2-Methylnaphthalene	10	U
77-47-4	Hexachlorocyclopentadiene	10	U
88-06-2	2,4,6-Trichlorophenol	10	U
95-95-4	2,4,5-Trichlorophenol	25	U
92-52-4	1,1'-Biphenyl	10	U
91-58-7	2-Chloronaphthalene	10	U
88-74-4	2-Nitroaniline	25	U
131-11-3	Dimethylphthalate	10	U
606-20-2	2,6-Dinitrotoluene	10	U
208-96-8	Acenaphthylene	10	U
99-09-2	3-Nitroaniline	25	U
83-32-9	Acenaphthene	46	

1D  
SEMIVOLATILE ORGANICS ANALYSIS DATA SHEET

EPA SAMPLE NO.

S1WLCS

Lab Name: MITKEM CORPORATION Contract: \_\_\_\_\_

Lab Code: MITKEM Case No.: \_\_\_\_\_ SAS No.: \_\_\_\_\_ SDG No.: MD0529

Matrix: (soil/water) WATER Lab Sample ID: LCS-18091

Sample wt/vol: 1000 (g/mL) ML Lab File ID: S1E4508

Level: (low/med) LOW Date Received: \_\_\_\_\_

% Moisture: \_\_\_\_\_ Decanted: (Y/N) \_\_\_\_\_ Date Extracted: 05/12/05

Concentrated Extract Volume: 1000 (uL) Date Analyzed: 05/25/05

Injection Volume: 2.0 (uL) Dilution Factor: 1.0

GPC Cleanup: (Y/N) N pH: \_\_\_\_\_ Extraction: (Type) CONT

CAS NO. COMPOUND

CONCENTRATION UNITS:  
(ug/L or ug/Kg) UG/L Q

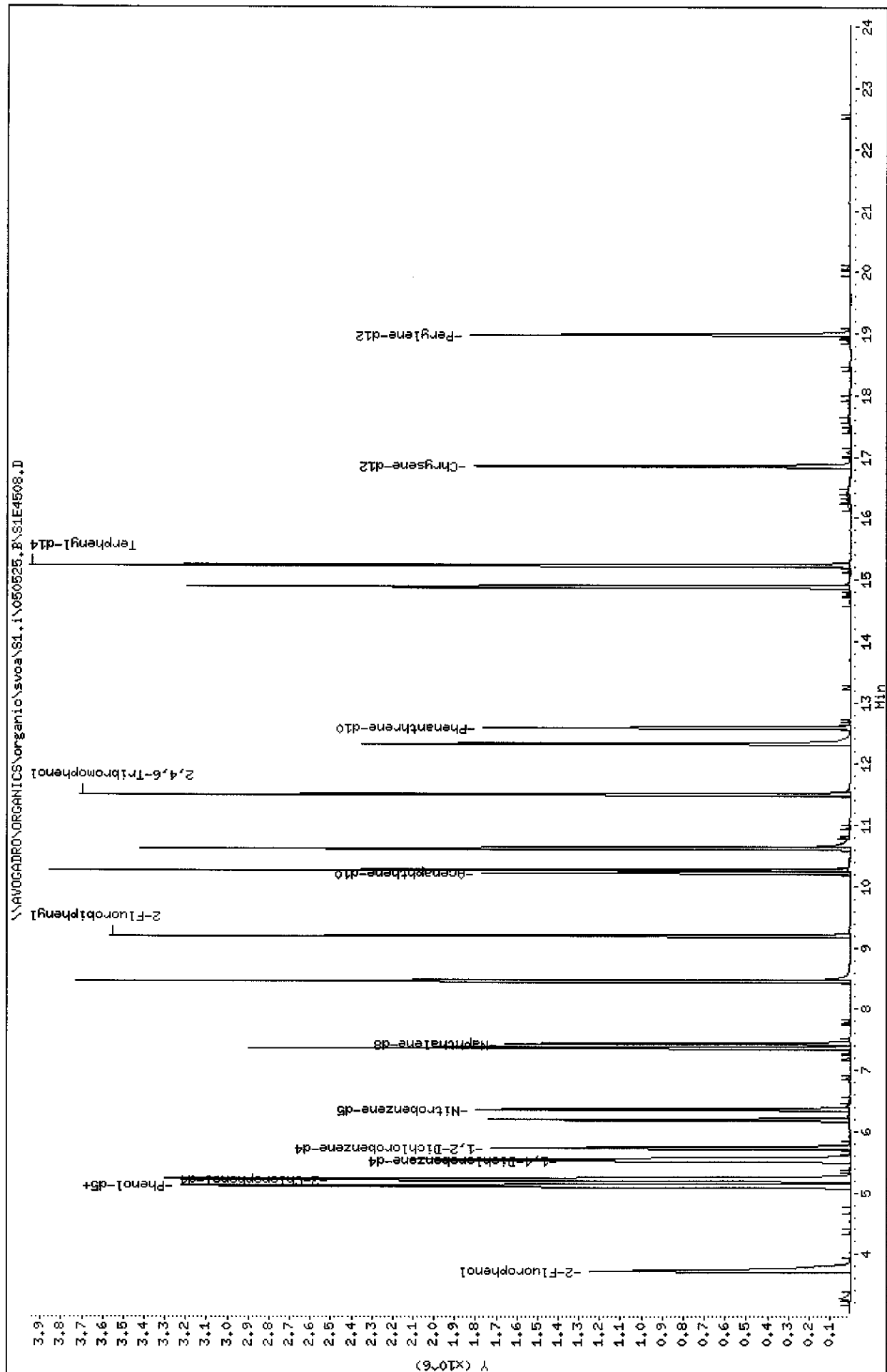
51-28-5	2,4-Dinitrophenol	25	U
100-02-7	4-Nitrophenol	75	
132-64-9	Dibenzofuran	10	U
121-14-2	2,4-Dinitrotoluene	44	
84-66-2	Diethylphthalate	10	U
86-73-7	Fluorene	10	U
7005-72-3	4-Chlorophenyl-phenylether	10	U
100-01-6	4-Nitroaniline	25	U
534-52-1	4,6-Dinitro-2-methylphenol	25	U
86-30-6	N-Nitrosodiphenylamine (1)	10	U
101-55-3	4-Bromophenyl-phenylether	10	U
118-74-1	Hexachlorobenzene	10	U
1912-24-9	Atrazine	10	U
87-86-5	Pentachlorophenol	83	E
85-01-8	Phenanthrene	10	U
120-12-7	Anthracene	10	U
86-74-8	Carbazole	10	U
84-74-2	Di-n-butylphthalate	10	U
206-44-0	Fluoranthene	10	U
129-00-0	Pyrene	44	
85-68-7	Butylbenzylphthalate	10	U
91-94-1	3,3'-Dichlorobenzidine	10	U
56-55-3	Benzo(a)anthracene	10	U
218-01-9	Chrysene	10	U
117-81-7	bis(2-Ethylhexyl)phthalate	10	U
117-84-0	Di-n-octylphthalate	10	U
205-99-2	Benzo(b)fluoranthene	10	U
207-08-9	Benzo(k)fluoranthene	10	U
50-32-8	Benzo(a)pyrene	10	U
193-39-5	Indeno(1,2,3-cd)pyrene	10	U
53-70-3	Dibenzo(a,h)anthracene	10	U
191-24-2	Benzo(g,h,i)perylene	10	U

(1) - Cannot be separated from Diphenylamine



Data File: \\AVOCADRO\ORGANICS\organic\svoa\S1.i\050525.B\S1E4508.D  
 Date : 25-MAY-2005 10:02  
 Client ID: S1MLCS  
 Sample Info: LCS-18091.S1MLCS.18091  
 Volume Injected (uL): 2.0  
 Column phase: DB-SHS

Instrument: S1.i  
 Operator: AM SRC: LIMS  
 Column diameter: 0.25



Mitkem Corporation

CLP OLM04.1 QUANTITATION REPORT

Data file : \\AVOGADRO\ORGANICS\organic\svoa\S1.i\050525.B\S1E4508.D  
Lab Smp Id: LCS-18091 Client Smp ID: S1WLCS  
Inj Date : 25-MAY-2005 10:02  
Operator : AW SRC: LIMS Inst ID: S1.i  
Smp Info : LCS-18091,S1WLCS,18091  
Misc Info : 2,2,SSTD050,3  
Comment :  
Method : \\AVOGADRO\ORGANICS\organic\svoa\S1.i\050525.B\s1\_olm4\_2\_S.m  
Meth Date : 25-May-2005 09:24 mtl Quant Type: ISTD  
Cal Date : 25-MAY-2005 08:53 Cal File: S1E4506.D  
Als bottle: 3 QC Sample: LCS  
Dil Factor: 1.00000  
Integrator: HP RTE Compound Sublist: OLM4.sub  
Target Version: 4.03  
Processing Host: TARGET11

Concentration Formula:  $\text{Amt} * \text{DF} * \text{Uf} * (\text{Vt}/\text{Vi}) * (1/\text{Vo})$

Name	Value	Description
DF	1.000	Dilution Factor
Uf	1.000	GPC Correction Factor
Vt	1000.000	Volume of final extract (uL)
Vi	2.000	Volume injected (uL)
Vo	1000.000	Volume of sample extracted (mL)

Compounds	QUANT	SIG	RT	EXP RT	REL RT	RESPONSE	CONCENTRATIONS	
							ON-COLUMN ( ng)	FINAL ( ug/L)
=====	=====	=====	=====	=====	=====	=====	=====	=====
\$ 1 2-Fluorophenol	112		3.729	3.726	(0.675)	950014	112.087	56
\$ 3 Phenol-d5 ✓	99		5.112	5.098	(0.926)	1045917	110.063	55
4 Phenol	94		5.133	5.120	(0.930)	1142764	120.008	60
\$ 6 2-Chlorophenol-d4	132		5.209	5.206	(0.943)	1139376	111.593	56
7 2-Chlorophenol ✓	128		5.231	5.228	(0.947)	1132976	120.225	60
* 8 1,4-Dichlorobenzene-d4	152		5.522	5.520	(1.000)	309175	40.0000	(Q)
\$ 9 1,2-Dichlorobenzene-d4 ✓	152		5.738	5.736	(1.039)	455201	62.8314	31
14 N-Nitroso-di-n-propylamine ✓	70		6.192	6.200	(1.121)	468551	76.0467	38
\$ 16 Nitrobenzene-d5	82		6.365	6.373	(0.856)	784956	84.5614	42
* 23 Naphthalene-d8	136		7.434	7.443	(1.000)	1080842	40.0000	
28 4-Chloro 3-Methylphenol ✓	107		8.461	8.480	(1.138)	928298	141.040	71
\$ 33 2 Fluorobiphenyl	172		9.195	9.204	(0.900)	1420662	80.2503	40
* 41 Acenaphthene-d10 ✓	164		10.222	10.219	(1.000)	578022	40.0000	
42 Acenaphthene	153		10.276	10.273	(1.005)	1294491	91.5528	46

Data File: S1E4508.D  
Report Date: 25-May-2005 14:36

						CONCENTRATIONS	
QUANT SIG						ON-COLUMN	FINAL
Compounds	MASS	RT	EXP RT	REL RT	RESPONSE	( ng)	( ug/L)
-----	----	--	-----	-----	-----	-----	-----
44 4-Nitrophenol ✓	109	10.621	10.630	(1.039)	385346	150.585	75 (R)
46 2,4-Dinitrotoluene ✓	165	10.632	10.630	(1.040)	543616	88.9311	44
\$ 53 2,4,6-Tribromophenol	330	11.497	11.505	(0.913)	726274	136.806	68
57 Pentachlorophenol ✓	266	12.328	12.337	(0.979)	483967	166.833	83 (AR)
* 58 Phenanthrene-d10	188	12.599	12.596	(1.000)	994520	40.0000	
64 Pyrene ✓	202	14.900	14.886	(0.884)	2364977	87.9768	44
\$ 65 Terphenyl-d14	244	15.235	15.232	(0.904)	1967374	95.8352	48
* 69 Chrysene-d12	240	16.855	16.863	(1.000)	1091720	40.0000	
* 76 Perylene-d12	264	18.983	18.992	(1.000)	1004047	40.0000	

#### QC Flag Legend

- A - Target compound detected but, quantitated amount exceeded maximum amount.
- Q - Qualifier signal failed the ratio test.
- R - Spike/Surrogate failed recovery limits.

05/26/05  
18

KC

1C  
SEMIVOLATILE ORGANICS ANALYSIS DATA SHEET

EPA SAMPLE NO.

S1WLCSD

Lab Name: MITKEM CORPORATION Contract: \_\_\_\_\_

Lab Code: MITKEM Case No.: \_\_\_\_\_ SAS No.: \_\_\_\_\_ SDG No.: MD0529

Matrix: (soil/water) WATER Lab Sample ID: LCSD-18091

Sample wt/vol: 1000 (g/mL) ML Lab File ID: S1E4509

Level: (low/med) LOW Date Received: \_\_\_\_\_

% Moisture: \_\_\_\_\_ Decanted: (Y/N) \_\_\_\_\_ Date Extracted: \_\_\_\_\_

Concentrated Extract Volume: 1000 (uL) Date Analyzed: 05/25/05

Injection Volume: 2.0 (uL) Dilution Factor: 1.0

GPC Cleanup: (Y/N) N pH: \_\_\_\_\_ Extraction: (Type) CONT

CAS NO. COMPOUND

CONCENTRATION UNITS:  
(ug/L or ug/Kg) UG/L Q

100-52-7	Benzaldehyde	10	U
108-95-2	Phenol	54	
111-44-4	bis(2-Chloroethyl) Ether	10	U
95-57-8	2-Chlorophenol	49	
95-48-7	2-Methylphenol	10	U
108-60-1	2,2'-oxybis(1-Chloropropane)	10	U
98-86-2	Acetophenone	10	U
106-44-5	4-Methylphenol	10	U
621-64-7	N-Nitroso-di-n-propylamine	36	
67-72-1	Hexachloroethane	10	U
98-95-3	Nitrobenzene	10	U
78-59-1	Isophorone	10	U
88-75-5	2-Nitrophenol	10	U
105-67-9	2,4-Dimethylphenol	10	U
111-91-1	bis(2-Chloroethoxy) methane	10	U
120-83-2	2,4-Dichlorophenol	10	U
91-20-3	Naphthalene	10	U
106-47-8	4-Chloroaniline	10	U
87-68-3	Hexachlorobutadiene	10	U
105-60-2	Caprolactam	10	U
59-50-7	4-Chloro-3-Methylphenol	65	
91-57-6	2-Methylnaphthalene	10	U
77-47-4	Hexachlorocyclopentadiene	10	U
88-06-2	2,4,6-Trichlorophenol	10	U
95-95-4	2,4,5-Trichlorophenol	25	U
92-52-4	1,1'-Biphenyl	10	U
91-58-7	2-Chloronaphthalene	10	U
88-74-4	2-Nitroaniline	25	U
131-11-3	Dimethylphthalate	10	U
606-20-2	2,6-Dinitrotoluene	10	U
208-96-8	Acenaphthylene	10	U
99-09-2	3-Nitroaniline	25	U
83-32-9	Acenaphthene	37	

1D  
SEMIVOLATILE ORGANICS ANALYSIS DATA SHEET

EPA SAMPLE NO.

S1WLCSD

Lab Name: MITKEM CORPORATION Contract: \_\_\_\_\_

Lab Code: MITKEM Case No.: \_\_\_\_\_ SAS No.: \_\_\_\_\_ SDG No.: MD0529

Matrix: (soil/water) WATER Lab Sample ID: LCSD-18091

Sample wt/vol: 1000 (g/mL) ML Lab File ID: S1E4509

Level: (low/med) LOW Date Received: \_\_\_\_\_

% Moisture: \_\_\_\_\_ Decanted: (Y/N) \_\_\_\_\_ Date Extracted: \_\_\_\_\_

Concentrated Extract Volume: 1000 (uL) Date Analyzed: 05/25/05

Injection Volume: 2.0 (uL) Dilution Factor: 1.0

GPC Cleanup: (Y/N) N pH: \_\_\_\_\_ Extraction: (Type) CONT

CAS NO. COMPOUND

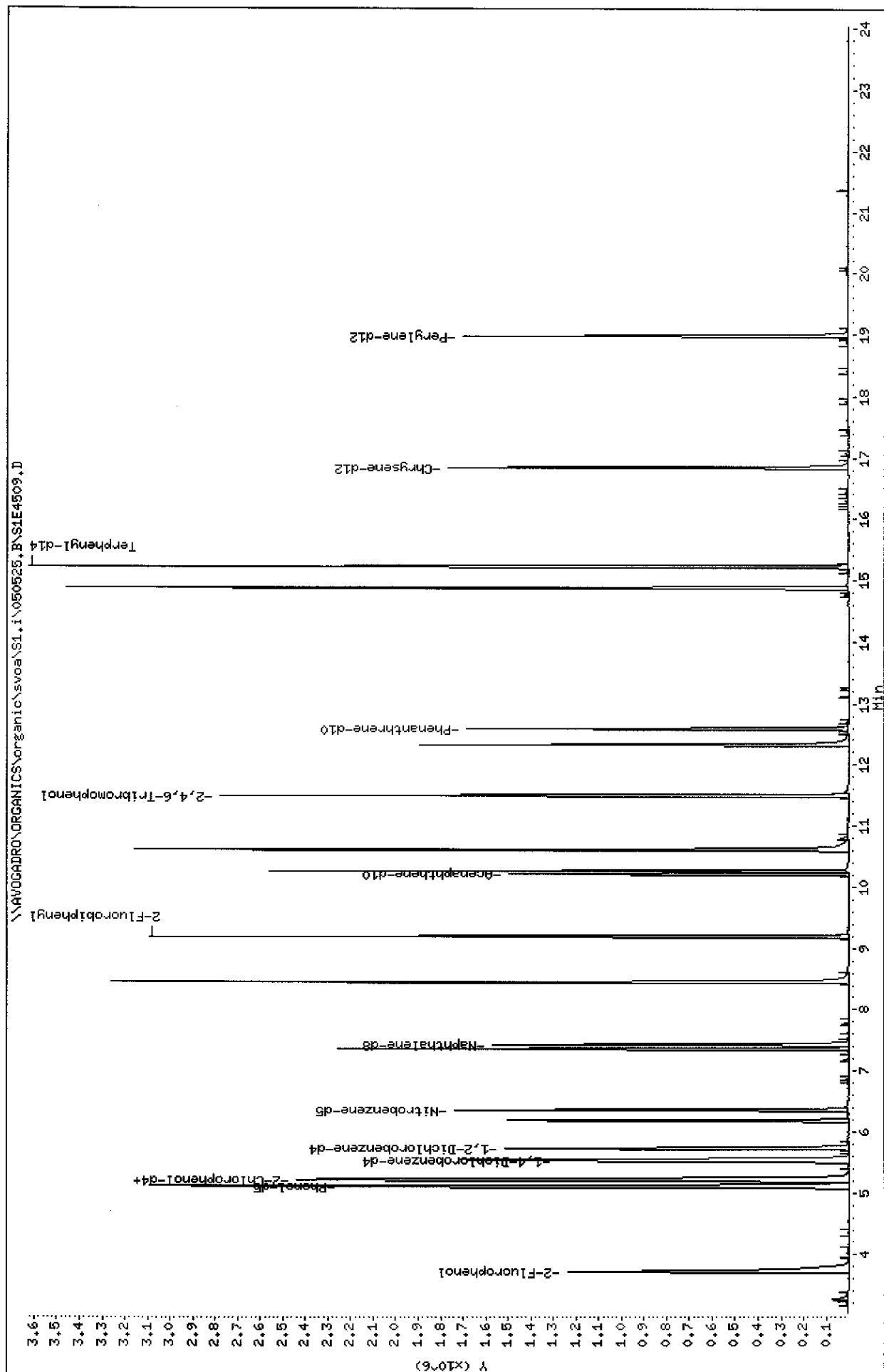
CONCENTRATION UNITS:  
(ug/L or ug/Kg) UG/L Q

51-28-5	2,4-Dinitrophenol	25	U
100-02-7	4-Nitrophenol	65	
132-64-9	Dibenzofuran	10	U
121-14-2	2,4-Dinitrotoluene	37	
84-66-2	Diethylphthalate	10	U
86-73-7	Fluorene	10	U
7005-72-3	4-Chlorophenyl-phenylether	10	U
100-01-6	4-Nitroaniline	25	U
534-52-1	4,6-Dinitro-2-methylphenol	25	U
86-30-6	N-Nitrosodiphenylamine (1)	10	U
101-55-3	4-Bromophenyl-phenylether	10	U
118-74-1	Hexachlorobenzene	10	U
1912-24-9	Atrazine	10	U
87-86-5	Pentachlorophenol	73	
85-01-8	Phenanthrene	10	U
120-12-7	Anthracene	10	U
86-74-8	Carbazole	10	U
84-74-2	Di-n-butylphthalate	10	U
206-44-0	Fluoranthene	10	U
129-00-0	Pyrene	47	
85-68-7	Butylbenzylphthalate	10	U
91-94-1	3,3'-Dichlorobenzidine	10	U
56-55-3	Benzo(a)anthracene	10	U
218-01-9	Chrysene	10	U
117-81-7	bis(2-Ethylhexyl)phthalate	10	U
117-84-0	Di-n-octylphthalate	10	U
205-99-2	Benzo(b)fluoranthene	10	U
207-08-9	Benzo(k)fluoranthene	10	U
50-32-8	Benzo(a)pyrene	10	U
193-39-5	Indeno(1,2,3-cd)pyrene	10	U
53-70-3	Dibenzo(a,h)anthracene	10	U
191-24-2	Benzo(g,h,i)perylene	10	U

(1) - Cannot be separated from Diphenylamine

Data File: \\AVOCADRO\ORGANICS\organic\svoa\S1.i\050525.B\S1E4509.D  
 Date : 25-MAY-2005 10:33  
 Client ID: S1MLCSD  
 Sample Info: LCSD-18091, S1MLCSD, 18091  
 Volume Injected (uL): 2.0  
 Column phase: DB-5MS

Instrument: S1.i  
 Operator: AM SRC: AM  
 Column diameter: 0.25



Data File: S1E4509.D  
Report Date: 26-May-2005 16:11

Mitkem Corporation

CLP OLM04.1 QUANTITATION REPORT

Data file : \\AVOGADRO\ORGANICS\organic\svoa\S1.i\050525.B\S1E4509.D  
Lab Smp Id: LCSD-18091 Client Smp ID: S1WLCSD  
Inj Date : 25-MAY-2005 10:33  
Operator : AW SRC: AW Inst ID: S1.i  
Smp Info : LCSD-18091, S1WLCSD, 18091  
Misc Info :  
Comment :  
Method : \\AVOGADRO\ORGANICS\organic\svoa\S1.i\050525.B\s1\_olm4\_2\_S.m  
Meth Date : 25-May-2005 09:24 mtl Quant Type: ISTD  
Cal Date : 25-MAY-2005 08:53 Cal File: S1E4506.D  
Als bottle: 4 QC Sample: LCSD  
Dil Factor: 1.00000  
Integrator: HP RTE Compound Sublist: OLM4.sub  
Target Version: 4.03  
Processing Host: TARGET1

Concentration Formula:  $\text{Amt} * \text{DF} * \text{Uf} * (\text{Vt}/\text{Vi}) * (1/\text{Vo})$

Name	Value	Description
DF	1.000	Dilution Factor
Uf	1.000	GPC Correction Factor
Vt	1000.000	Volume of final extract (uL)
Vi	2.000	Volume injected (uL)
Vo	1000.000	Volume of sample extracted (mL)

Compounds	QUANT	SIG	RT	EXP RT	REL RT	RESPONSE	CONCENTRATIONS	
							ON-COLUMN ( ng)	FINAL ( ug/L)
1 2-Fluorophenol	112		3.719	3.726	(0.673)	820790	106.553	53
3 Phenol-d5	99		5.101	5.098	(0.924)	963133	111.516	56
4 Phenol	94		5.123	5.120	(0.928)	939463	108.553	54
6 2-Chlorophenol-d4	132		5.210	5.206	(0.943)	926794	99.8762	50
7 2-Chlorophenol	128		5.231	5.228	(0.947)	836080	97.6181	49
8 1,4-Dichlorobenzene-d4	152		5.523	5.520	(1.000)	280993	40.0000	(Q)
9 1,2-Dichlorobenzene-d4	152		5.728	5.736	(1.037)	376724	57.2144	29
14 N-Nitroso-di-n-propylamine	70		6.193	6.200	(1.121)	397849	71.0478	36
16 Nitrobenzene-d5	82		6.366	6.373	(0.856)	654488	83.5597	42
23 Naphthalene-d8	136		7.435	7.443	(1.000)	911999	40.0000	
28 4-Chloro-3-Methylphenol	107		8.451	8.480	(1.137)	726866	130.881	65
33 2-Fluorobiphenyl	172		9.196	9.204	(0.901)	1215735	74.3240	37
41 Acenaphthene-d10	164		10.212	10.219	(1.000)	534085	40.0000	
42 Acenaphthene	153		10.266	10.273	(1.005)	975744	74.6866	37

Data File: S1E4509.D  
Report Date: 26-May-2005 16:11

Compounds	QUANT SIG	MASS	RT	EXP RT	REL RT	RESPONSE	CONCENTRATIONS	
							ON COLUMN	FINAL
							( ng)	( ug/L)
=====		=====	==	=====	=====	=====	=====	=====
44 4-Nitrophenol ✓		109	10.622	10.630	(1.040)	308695	130.556	65(R)
46 2,4-Dinitrotoluene ✓		165	10.622	10.630	(1.040)	422536	74.8099	37
\$ 53 2,4,6-Tribromophenol		330	11.497	11.505	(0.913)	586407	125.576	63
57 Pentachlorophenol ✓		266	12.329	12.337	(0.979)	372863	146.123	73
* 58 Phenanthrene-d10		188	12.588	12.596	(1.000)	874804	40.0000	
64 Pyrene ✓		202	14.890	14.886	(0.884)	2197151	94.5664	47
\$ 65 Terphenyl-d14		244	15.235	15.232	(0.904)	1646225	92.7818	46
* 69 Chrysene-d12		240	16.845	16.863	(1.000)	943573	40.0000	
* 76 Perylene-d12		264	18.984	18.992	(1.000)	913301	40.0000	

#### QC Flag Legend

Q - Qualifier signal failed the ratio test.  
R - Spike/Surrogate failed recovery limits.

05/26/05  
TJ

KC



1C  
SEMIVOLATILE ORGANICS ANALYSIS DATA SHEET

EPA SAMPLE NO.

S1XLCS

Lab Name: MITKEM CORPORATION Contract: \_\_\_\_\_

Lab Code: MITKEM Case No.: \_\_\_\_\_ SAS No.: \_\_\_\_\_ SDG No.: MD0529

Matrix: (soil/water) SOIL Lab Sample ID: LCS-18109

Sample wt/vol: 30.0 (g/mL) G Lab File ID: S1E4511

Level: (low/med) LOW Date Received: \_\_\_\_\_

% Moisture: 0 Decanted: (Y/N) N Date Extracted: 05/13/05

Concentrated Extract Volume: 500 (uL) Date Analyzed: 05/25/05

Injection Volume: 2.0 (uL) Dilution Factor: 1.0

GPC Cleanup: (Y/N) Y pH: \_\_\_\_\_ Extraction: (Type) SONC

CAS NO. COMPOUND

CONCENTRATION UNITS:  
(ug/L or ug/Kg) UG/KG Q

100-52-7	Benzaldehyde	330	U
108-95-2	Phenol	1600	
111-44-4	bis(2-Chloroethyl) Ether	330	U
95-57-8	2-Chlorophenol	1600	
95-48-7	2-Methylphenol	330	U
108-60-1	2,2'-oxybis(1-Chloropropane)	330	U
98-86-2	Acetophenone	330	U
106-44-5	4-Methylphenol	330	U
621-64-7	N-Nitroso-di-n-propylamine	900	
67-72-1	Hexachloroethane	330	U
98-95-3	Nitrobenzene	330	U
78-59-1	Isophorone	330	U
88-75-5	2-Nitrophenol	330	U
105-67-9	2,4-Dimethylphenol	330	U
111-91-1	bis(2-Chloroethoxy)methane	330	U
120-83-2	2,4-Dichlorophenol	330	U
91-20-3	Naphthalene	330	U
106-47-8	4-Chloroaniline	330	U
87-68-3	Hexachlorobutadiene	330	U
105-60-2	Caprolactam	330	U
59-50-7	4-Chloro-3-Methylphenol	1700	
91-57-6	2-Methylnaphthalene	330	U
77-47-4	Hexachlorocyclopentadiene	330	U
88-06-2	2,4,6-Trichlorophenol	330	U
95-95-4	2,4,5-Trichlorophenol	830	U
92-52-4	1,1'-Biphenyl	330	U
91-58-7	2-Chloronaphthalene	330	U
88-74-4	2-Nitroaniline	830	U
131-11-3	Dimethylphthalate	330	U
606-20-2	2,6-Dinitrotoluene	330	U
208-96-8	Acenaphthylene	330	U
99-09-2	3-Nitroaniline	830	U
83-32-9	Acenaphthene	1300	

1D  
SEMIVOLATILE ORGANICS ANALYSIS DATA SHEET

EPA SAMPLE NO.

S1XLCS

Lab Name: MITKEM CORPORATION Contract: \_\_\_\_\_

Lab Code: MITKEM Case No.: \_\_\_\_\_ SAS No.: \_\_\_\_\_ SDG No.: MD0529

Matrix: (soil/water) SOIL Lab Sample ID: LCS-18109

Sample wt/vol: 30.0(g/mL) G Lab File ID: S1E4511

Level: (low/med) LOW Date Received: \_\_\_\_\_

% Moisture: 0 Decanted: (Y/N) N Date Extracted: 05/13/05

Concentrated Extract Volume: 500(uL) Date Analyzed: 05/25/05

Injection Volume: 2.0(uL) Dilution Factor: 1.0

GPC Cleanup: (Y/N) Y pH: \_\_\_\_\_ Extraction: (Type) SONC

CAS NO. COMPOUND

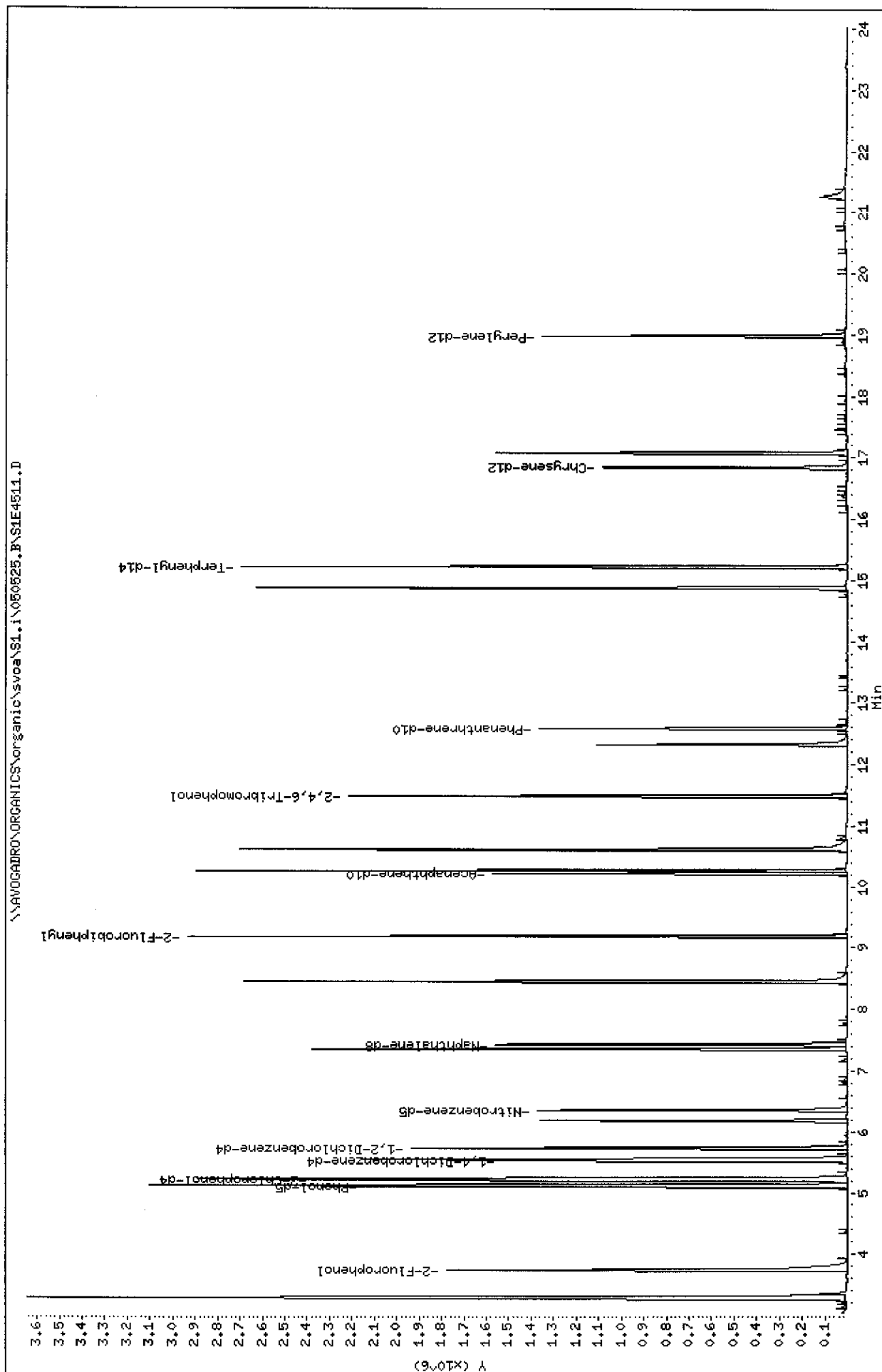
CONCENTRATION UNITS:  
(ug/L or ug/Kg) UG/KG Q

51-28-5	2,4-Dinitrophenol	830	U
100-02-7	4-Nitrophenol	1900	
132-64-9	Dibenzofuran	330	U
121-14-2	2,4-Dinitrotoluene	1200	
84-66-2	Diethylphthalate	330	U
86-73-7	Fluorene	330	U
7005-72-3	4-Chlorophenyl-phenylether	330	U
100-01-6	4-Nitroaniline	830	U
534-52-1	4,6-Dinitro-2-methylphenol	830	U
86-30-6	N-Nitrosodiphenylamine (1)	330	U
101-55-3	4-Bromophenyl-phenylether	330	U
118-74-1	Hexachlorobenzene	330	U
1912-24-9	Atrazine	330	U
87-86-5	Pentachlorophenol	1600	
85-01-8	Phenanthrene	330	U
120-12-7	Anthracene	330	U
86-74-8	Carbazole	330	U
84-74-2	Di-n-butylphthalate	330	U
206-44-0	Fluoranthene	330	U
129-00-0	Pyrene	1700	
85-68-7	Butylbenzylphthalate	330	U
91-94-1	3,3'-Dichlorobenzidine	330	U
56-55-3	Benzo(a)anthracene	330	U
218-01-9	Chrysene	330	U
117-81-7	bis(2-Ethylhexyl)phthalate	1100	
117-84-0	Di-n-octylphthalate	330	U
205-99-2	Benzo(b)fluoranthene	330	U
207-08-9	Benzo(k)fluoranthene	330	U
50-32-8	Benzo(a)pyrene	330	U
193-39-5	Indeno(1,2,3-cd)pyrene	330	U
53-70-3	Dibenzo(a,h)anthracene	330	U
191-24-2	Benzo(g,h,i)perylene	330	U

(1) - Cannot be separated from Diphenylamine

Data File: \\AVOGADRO\ORGANICS\organic\svoa\S1.i\050525.B\S1E4511.D  
 Date : 25-MAY-2005 11:36  
 Client ID: S1XCS  
 Sample Info: LCS-18109,S1XCS,18109  
 Volume Injected (uL): 2.0  
 Column phase: DB-5MS

Instrument: S1.i  
 Operator: AW SRC: LIMS  
 Column diameter: 0.25



Mitkem Corporation

CLP OLM04.1 QUANTITATION REPORT

Data file : \\AVOGADRO\ORGANICS\organic\svoa\S1.i\050525.B\S1E4511.D  
Lab Smp Id: LCS-18109 Client Smp ID: S1XLCS  
Inj Date : 25-MAY-2005 11:36  
Operator : AW SRC: LIMS Inst ID: S1.i  
Smp Info : LCS-18109,S1XLCS,18109  
Misc Info :  
Comment :  
Method : \\AVOGADRO\ORGANICS\organic\svoa\S1.i\050525.B\s1\_olm4\_2\_S.m  
Meth Date : 25-May-2005 09:24 mtl Quant Type: ISTD  
Cal Date : 25-MAY-2005 08:53 Cal File: S1E4506.D  
Als bottle: 6 QC Sample: LCS  
Dil Factor: 1.00000  
Integrator: HP RTE Compound Sublist: OLM4.sub  
Target Version: 4.03  
Processing Host: TARGET11

Concentration Formula:  $\text{Amt} * \text{DF} * \text{Uf} * (\text{Vt}/\text{Vi}) * (1/\text{Ws}) * (100/(100-\text{M}))$

Name	Value	Description
DF	1.000	Dilution Factor
Uf	2.000	GPC correction factor
Vt	500.000	Volume of final extract (uL) (1000 low, 2
Vi	2.000	Volume injected (uL)
Ws	30.000	Weight of sample extracted (g)
M	0.000	% Moisture

Compounds	QUANT SIG	MASS	RT	EXP RT	REL RT	RESPONSE	CONCENTRATIONS	
							ON-COLUMN ( ng)	FINAL (ug/Kg)
\$ 1 2-Fluorophenol		112	3.747	3.726	(0.679)	853010	95.7910	1600
\$ 3 Phenol d5		99	5.109	5.098	(0.926)	864314	86.5689	1400
4 Phenol ✓		94	5.130	5.120	(0.930)	933610	93.3184	1600
\$ 6 2-Chlorophenol-d4 ✓		132	5.206	5.206	(0.943)	973637	90.7641	1500
7 2 Chlorophenol ✓		128	5.238	5.228	(0.949)	930881	94.0188	1600
* 8 1,4-Dichlorobenzene-d4		152	5.519	5.520	(1.000)	324831	40.0000	
\$ 9 1,2-Dichlorobenzene-d4		152	5.735	5.736	(1.039)	408027	53.6055	890
14 N-Nitroso-di-n-propylamine ✓		70	6.189	6.200	(1.121)	350827	54.1955	900
\$ 16 Nitrobenzene-d5		82	6.362	6.373	(0.855)	598596	63.0477	1100
* 23 Naphthalene-d8		136	7.442	7.443	(1.000)	1105487	40.0000	
28 4-Chloro-3-Methylphenol ✓		107	8.458	8.480	(1.136)	696708	103.494	1700
\$ 33 2-Fluorobiphenyl		172	9.192	9.204	(0.900)	1157146	72.3799	1200
* 41 Acenaphthene-d10		164	10.219	10.219	(1.000)	522000	40.0000	

Compounds	QUANT SIG	MASS	RT	EXP RT	REL RT	RESPONSE	CONCENTRATIONS	
							ON-COLUMN	FINAL
							( ng)	(ug/Kg)
=====		=====	=====	=====	=====	=====	=====	=====
42 Acenaphthene ✓		153	10.273	10.273	(1.005)	1007671	78.9161	1300
44 4-Nitrophenol ✓		109	10.618	10.630	(1.039)	258325	111.782	1900
46 2,4-Dinitrotoluene ✓		165	10.618	10.630	(1.039)	387819	70.2529	1200
\$ 53 2,4,6-Tribromophenol		330	11.494	11.505	(0.913)	450105	109.278	1800
57 Pentachlorophenol ✓		266	12.325	12.337	(0.979)	214918	95.4886	1600
* 58 Phenanthrene-d10		188	12.596	12.596	(1.000)	771615	40.0000	
64 Pyrene ✓		202	14.886	14.886	(0.883)	1616293	100.241	1700
\$ 65 Terphenyl-d14		244	15.232	15.232	(0.904)	1181761	95.9734	1600
* 69 Chrysene-d12		240	16.852	16.863	(1.000)	654829	40.0000	
71 bis(2-Ethylhexyl)phthalate		149	17.079	17.079	(1.013)	799359	65.5898	1100
* 76 Perylene-d12		264	18.980	18.992	(1.000)	684521	40.0000	

or kg/or  
AL

KL

1C  
SEMIVOLATILE ORGANICS ANALYSIS DATA SHEET

EPA SAMPLE NO.

B-390MS

Lab Name: MITKEM CORPORATION Contract: \_\_\_\_\_

Lab Code: MITKEM Case No.: \_\_\_\_\_ SAS No.: \_\_\_\_\_ SDG No.: MD0529

Matrix: (soil/water) SOIL Lab Sample ID: D0529-01AMS

Sample wt/vol: 30.0 (g/mL) G Lab File ID: S1E4517

Level: (low/med) LOW Date Received: 05/07/05

% Moisture: 17 Decanted: (Y/N) N Date Extracted: 05/13/05

Concentrated Extract Volume: 500 (uL) Date Analyzed: 05/25/05

Injection Volume: 2.0 (uL) Dilution Factor: 1.0

GPC Cleanup: (Y/N) Y pH: 8.4 Extraction: (Type) SONC

CONCENTRATION UNITS:  
(ug/L or ug/Kg) UG/KG Q

CAS NO.	COMPOUND		
100-52-7	Benzaldehyde	400	U
108-95-2	Phenol	1800	
111-44-4	bis (2-Chloroethyl) Ether	400	U
95-57-8	2-Chlorophenol	1700	
95-48-7	2-Methylphenol	400	U
108-60-1	2,2'-oxybis (1-Chloropropane)	400	U
98-86-2	Acetophenone	400	U
106-44-5	4-Methylphenol	400	U
621-64-7	N-Nitroso-di-n-propylamine	1100	
67-72-1	Hexachloroethane	400	U
98-95-3	Nitrobenzene	400	U
78-59-1	Isophorone	400	U
88-75-5	2-Nitrophenol	400	U
105-67-9	2,4-Dimethylphenol	400	U
111-91-1	bis (2-Chloroethoxy) methane	400	U
120-83-2	2,4-Dichlorophenol	400	U
91-20-3	Naphthalene	400	U
106-47-8	4-Chloroaniline	400	U
87-68-3	Hexachlorobutadiene	400	U
105-60-2	Caprolactam	400	U
59-50-7	4-Chloro-3-Methylphenol	2100	
91-57-6	2-Methylnaphthalene	400	U
77-47-4	Hexachlorocyclopentadiene	400	U
88-06-2	2,4,6-Trichlorophenol	400	U
95-95-4	2,4,5-Trichlorophenol	1000	U
92-52-4	1,1'-Biphenyl	400	U
91-58-7	2-Chloronaphthalene	400	U
88-74-4	2-Nitroaniline	1000	U
131-11-3	Dimethylphthalate	400	U
606-20-2	2,6-Dinitrotoluene	400	U
208-96-8	Acenaphthylene	400	U
99-09-2	3-Nitroaniline	1000	U
83-32-9	Acenaphthene	1300	

1D  
SEMIVOLATILE ORGANICS ANALYSIS DATA SHEET

EPA SAMPLE NO.

B-390MS

Lab Name: MITKEM CORPORATION Contract: \_\_\_\_\_

Lab Code: MITKEM Case No.: \_\_\_\_\_ SAS No.: \_\_\_\_\_ SDG No.: MD0529

Matrix: (soil/water) SOIL Lab Sample ID: D0529-01AMS

Sample wt/vol: 30.0 (g/mL) G Lab File ID: S1E4517

Level: (low/med) LOW Date Received: 05/07/05

% Moisture: 17 Decanted: (Y/N) N Date Extracted: 05/13/05

Concentrated Extract Volume: 500 (uL) Date Analyzed: 05/25/05

Injection Volume: 2.0 (uL) Dilution Factor: 1.0

GPC Cleanup: (Y/N) Y pH: 8.4 Extraction: (Type) SONC

CAS NO. COMPOUND

CONCENTRATION UNITS:  
(ug/L or ug/Kg) UG/KG Q

51-28-5	2,4-Dinitrophenol	1000	U
100-02-7	4-Nitrophenol	2200	
132-64-9	Dibenzofuran	400	U
121-14-2	2,4-Dinitrotoluene	1200	
84-66-2	Diethylphthalate	400	U
86-73-7	Fluorene	400	U
7005-72-3	4-Chlorophenyl-phenylether	400	U
100-01-6	4-Nitroaniline	1000	U
534-52-1	4,6-Dinitro-2-methylphenol	1000	U
86-30-6	N-Nitrosodiphenylamine (1)	400	U
101-55-3	4-Bromophenyl-phenylether	400	U
118-74-1	Hexachlorobenzene	400	U
1912-24-9	Atrazine	400	U
87-86-5	Pentachlorophenol	1100	
85-01-8	Phenanthrene	400	U
120-12-7	Anthracene	400	U
86-74-8	Carbazole	400	U
84-74-2	Di-n-butylphthalate	69	J
206-44-0	Fluoranthene	400	U
129-00-0	Pyrene	1800	
85-68-7	Butylbenzylphthalate	400	U
91-94-1	3,3'-Dichlorobenzidine	400	U
56-55-3	Benzo(a)anthracene	400	U
218-01-9	Chrysene	400	U
117-81-7	bis(2-Ethylhexyl)phthalate	150	J
117-84-0	Di-n-octylphthalate	400	U
205-99-2	Benzo(b)fluoranthene	400	U
207-08-9	Benzo(k)fluoranthene	400	U
50-32-8	Benzo(a)pyrene	59	J
193-39-5	Indeno(1,2,3-cd)pyrene	400	U
53-70-3	Dibenzo(a,h)anthracene	400	U
191-24-2	Benzo(g,h,i)perylene	400	U

(1) - Cannot be separated from Diphenylamine

Data File: \\AVOGADRO\ORGANICS\organic\svoa\S1.i\050525.B\S1E4517.D

Date : 25-MAY-2005 15:20

Client ID: B-390MS

Sample Info: D0529-01AHS,,18109,,

Volume Injected (uL): 2.0


Column phase: DB-5MS

Instrument: S1.i

Operator: AW SRC: LIMS

Column diameter: 0.25

\\AVOGADRO\ORGANICS\organic\svoa\S1.i\050525.B\S1E4517.D





Data File: S1E4517.D  
Report Date: 26-May-2005 16:08

Mitkem Corporation

CLP OLM04.1 QUANTITATION REPORT

Data file : \\AVOGADRO\ORGANICS\organic\svoa\S1.i\050525.B\S1E4517.D  
Lab Smp Id: D0529-01AMS Client Smp ID: B-390MS  
Inj Date : 25-MAY-2005 15:20  
Operator : AW SRC: LIMS Inst ID: S1.i  
Smp Info : D0529-01AMS,,18109,,  
Misc Info :  
Comment :  
Method : \\AVOGADRO\ORGANICS\organic\svoa\S1.i\050525.B\s1\_olm4\_2\_S.m  
Meth Date : 25-May-2005 09:24 mtl Quant Type: ISTD  
Cal Date : 25-MAY-2005 08:53 Cal File: S1E4506.D  
Als bottle: 11 QC Sample: MS  
Dil Factor: 1.00000  
Integrator: HP RTE Compound Sublist: OLM4.sub  
Target Version: 4.03  
Processing Host: TARGET1

Concentration Formula:  $\text{Amt} * \text{DF} * \text{Uf} * (\text{Vt}/\text{Vi}) * (1/\text{Ws}) * (100/(100-\text{M}))$

Name	Value	Description
DF	1.000	Dilution Factor
Uf	2.000	GPC correction factor
Vt	500.000	Volume of final extract (uL) (1000 low, 2
Vi	2.000	Volume injected (uL)
Ws	30.000	Weight of sample extracted (g)
M	17.000	% Moisture

Compounds	QUANT SIG	RT	EXP RT	REL RT	RESPONSE	CONCENTRATIONS	
						ON-COLUMN ( ng)	FINAL (ug/Kg)
\$ 1 2-Fluorophenol	112	3.747	3.726	(0.679)	996059	78.4204	1600
\$ 3 Phenol-d5	99	5.108	5.098	(0.926)	1161162	81.5374	1600
4 Phenol ✓	94	5.130	5.120	(0.930)	1288565	90.2988	1800
\$ 6 2-Chlorophenol-d4	132	5.205	5.206	(0.943)	1198210	78.3111	1600
7 2-Chlorophenol ✓	128	5.237	5.228	(0.949)	1216205	86.1194	1700
* 8 1,4-Dichlorobenzene-d4	152	5.518	5.520	(1.000)	463323	40.0000	
\$ 9 1,2-Dichlorobenzene-d4	152	5.734	5.736	(1.039)	496676	45.7475	920
14 N-Nitroso-di-n-propylamine ✓	70	6.188	6.200	(1.121)	500151	54.1683	1100
\$ 16 Nitrobenzene-d5	82	6.361	6.373	(0.855)	731472	57.4376	1200
* 23 Naphthalene-d8	136	7.441	7.443	(1.000)	1482829	40.0000	
28 4-Chloro 3-Methylphenol ✓	107	8.457	8.480	(1.136)	962577	106.601	2100
\$ 33 2-Fluorobiphenyl	172	9.192	9.204	(0.900)	1385799	57.5186	1200
* 41 Acenaphthene-d10	164	10.218	10.219	(1.000)	786670	40.0000	

						CONCENTRATIONS		
		QUANT SIG				ON-COLUMN	FINAL	
Compounds		MASS	RT	EXP RT	REL RT	RESPONSE	( ng)	(ug/Kg)
=====		=====	==	=====	=====	=====	=====	=====
42 Acenaphthene	✓	153	10.272	10.273	(1.005)	1260349	65.4961	1300
44 4-Nitrophenol	✓	109	10.618	10.630	(1.039)	381256	109.471	2200
46 2,4-Dinitrotoluene	✓	165	10.628	10.630	(1.040)	503933	60.5740	1200
\$ 53 2,4,6-Tribromophenol	✓	330	11.493	11.505	(0.913)	654546	102.766	2100
57 Pentachlorophenol	✓	266	12.325	12.337	(0.979)	195084	56.0519	1100
* 58 Phenanthrene-d10		188	12.595	12.596	(1.000)	1193192	40.0000	
62 Di n butylphthalate		149	13.686	13.698	(1.087)	141850	3.45826	69(a)
64 Pyrene	✓	202	14.896	14.886	(0.884)	2414933	89.2252	1800
\$ 65 Terphenyl- d14	✓	244	15.231	15.232	(0.904)	1579032	76.3959	1500
* 69 Chrysene-d12		240	16.851	16.863	(1.000)	1099183	40.0000	
71 bis(2-Ethylhexyl)phthalate		149	17.067	17.079	(1.013)	151811	7.42089	150(a)
75 Benzo(a)pyrene		252	19.023	18.916	(1.002)	92654	2.94651	59(a)
* 76 Perylene-d12		264	18.980	18.992	(1.000)	1063998	40.0000	

# QC Flag Legend

a - Target compound detected but, quantitated amount  
Below Limit Of Quantitation(BLOQ).

05/26/05  
AJ

KC

1C  
SEMIVOLATILE ORGANICS ANALYSIS DATA SHEET

EPA SAMPLE NO.

B-390MSD

Lab Name: MITKEM CORPORATION Contract: \_\_\_\_\_

Lab Code: MITKEM Case No.: \_\_\_\_\_ SAS No.: \_\_\_\_\_ SDG No.: MD0529

Matrix: (soil/water) SOIL Lab Sample ID: D0529-01AMSD

Sample wt/vol: 30.0 (g/mL) G Lab File ID: S1E4518

Level: (low/med) LOW Date Received: 05/07/05

% Moisture: 17 Decanted: (Y/N) N Date Extracted: 05/13/05

Concentrated Extract Volume: 500 (uL) Date Analyzed: 05/25/05

Injection Volume: 2.0 (uL) Dilution Factor: 1.0

GPC Cleanup: (Y/N) Y pH: 8.4 Extraction: (Type) SONC

CAS NO. COMPOUND

CONCENTRATION UNITS:  
(ug/L or ug/Kg) UG/KG Q

100-52-7	Benzaldehyde	400	U
108-95-2	Phenol	2100	
111-44-4	bis(2-Chloroethyl) Ether	400	U
95-57-8	2-Chlorophenol	1900	
95-48-7	2-Methylphenol	400	U
108-60-1	2,2'-oxybis(1-Chloropropane)	400	U
98-86-2	Acetophenone	400	U
106-44-5	4-Methylphenol	400	U
621-64-7	N-Nitroso-di-n-propylamine	1300	
67-72-1	Hexachloroethane	400	U
98-95-3	Nitrobenzene	400	U
78-59-1	Isophorone	400	U
88-75-5	2-Nitrophenol	400	U
105-67-9	2,4-Dimethylphenol	400	U
111-91-1	bis(2-Chloroethoxy) methane	400	U
120-83-2	2,4-Dichlorophenol	400	U
91-20-3	Naphthalene	400	U
106-47-8	4-Chloroaniline	400	U
87-68-3	Hexachlorobutadiene	400	U
105-60-2	Caprolactam	400	U
59-50-7	4-Chloro-3-Methylphenol	1600	
91-57-6	2-Methylnaphthalene	400	U
77-47-4	Hexachlorocyclopentadiene	400	U
88-06-2	2,4,6-Trichlorophenol	400	U
95-95-4	2,4,5-Trichlorophenol	1000	U
92-52-4	1,1'-Biphenyl	400	U
91-58-7	2-Chloronaphthalene	400	U
88-74-4	2-Nitroaniline	1000	U
131-11-3	Dimethylphthalate	400	U
606-20-2	2,6-Dinitrotoluene	400	U
208-96-8	Acenaphthylene	400	U
99-09-2	3-Nitroaniline	1000	U
83-32-9	Acenaphthene	1400	

1D  
SEMIVOLATILE ORGANICS ANALYSIS DATA SHEET

EPA SAMPLE NO.

B-390MSD

Lab Name: MITKEM CORPORATION Contract: \_\_\_\_\_

Lab Code: MITKEM Case No.: \_\_\_\_\_ SAS No.: \_\_\_\_\_ SDG No.: MD0529

Matrix: (soil/water) SOIL Lab Sample ID: D0529-01AMSD

Sample wt/vol: 30.0 (g/mL) G Lab File ID: S1E4518

Level: (low/med) LOW Date Received: 05/07/05

% Moisture: 17 Decanted: (Y/N) N Date Extracted: 05/13/05

Concentrated Extract Volume: 500 (uL) Date Analyzed: 05/25/05

Injection Volume: 2.0 (uL) Dilution Factor: 1.0

GPC Cleanup: (Y/N) Y pH: 8.4 Extraction: (Type) SONC

CAS NO. COMPOUND

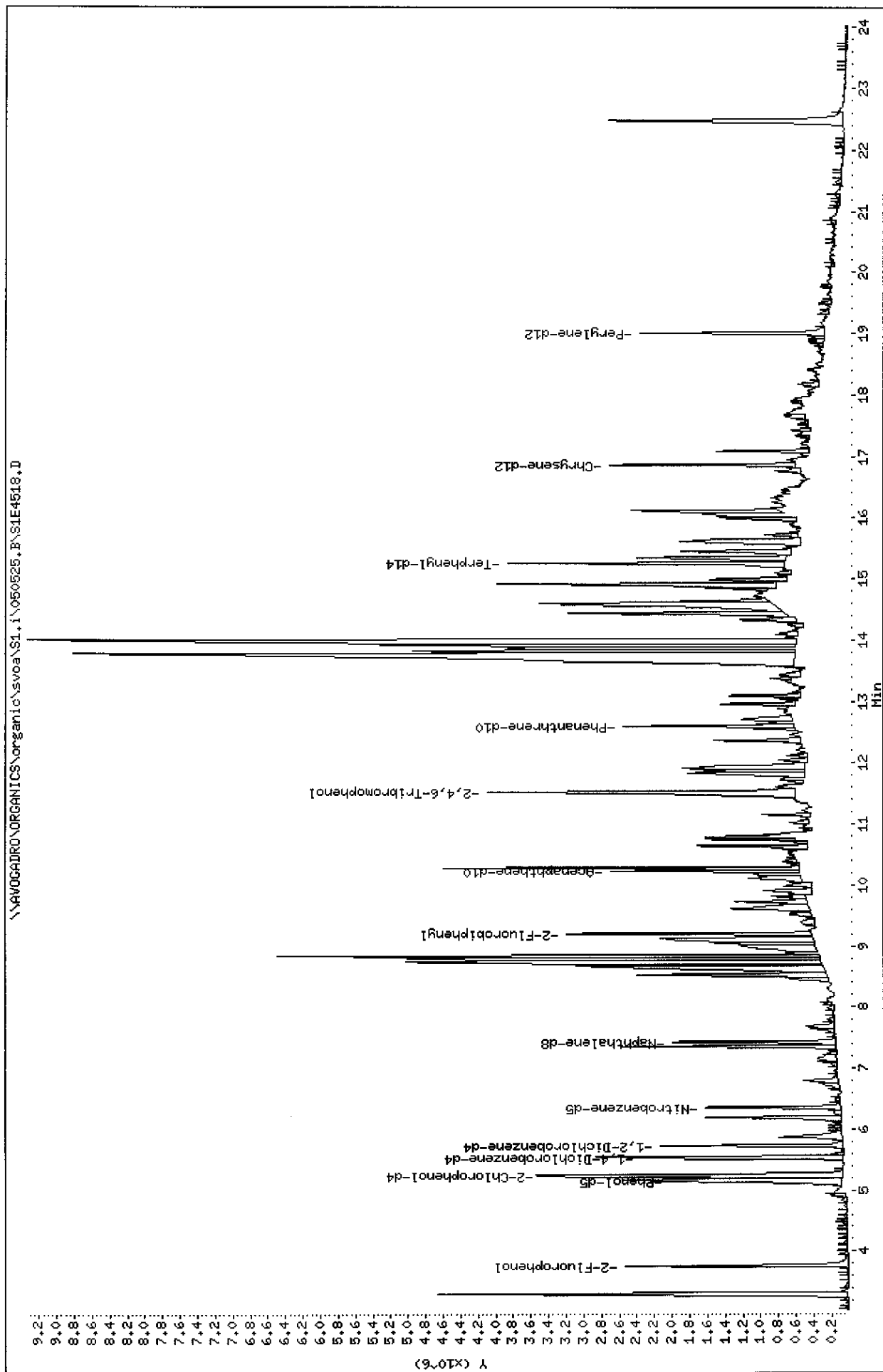
CONCENTRATION UNITS:  
(ug/L or ug/Kg) UG/KG Q

51-28-5	2,4-Dinitrophenol	1000	U
100-02-7	4-Nitrophenol	3000	
132-64-9	Dibenzofuran	400	U
121-14-2	2,4-Dinitrotoluene	1100	
84-66-2	Diethylphthalate	400	U
86-73-7	Fluorene	400	U
7005-72-3	4-Chlorophenyl-phenylether	400	U
100-01-6	4-Nitroaniline	1000	U
534-52-1	4,6-Dinitro-2-methylphenol	1000	U
86-30-6	N-Nitrosodiphenylamine (1)	400	U
101-55-3	4-Bromophenyl-phenylether	400	U
118-74-1	Hexachlorobenzene	400	U
1912-24-9	Atrazine	400	U
87-86-5	Pentachlorophenol	1400	
85-01-8	Phenanthrene	400	U
120-12-7	Anthracene	400	U
86-74-8	Carbazole	400	U
84-74-2	Di-n-butylphthalate	400	U
206-44-0	Fluoranthene	400	U
129-00-0	Pyrene	1600	
85-68-7	Butylbenzylphthalate	400	U
91-94-1	3,3'-Dichlorobenzidine	400	U
56-55-3	Benzo(a)anthracene	400	U
218-01-9	Chrysene	400	U
117-81-7	bis(2-Ethylhexyl)phthalate	430	
117-84-0	Di-n-octylphthalate	400	U
205-99-2	Benzo(b)fluoranthene	400	U
207-08-9	Benzo(k)fluoranthene	400	U
50-32-8	Benzo(a)pyrene	400	U
193-39-5	Indeno(1,2,3-cd)pyrene	400	U
53-70-3	Dibenzo(a,h)anthracene	400	U
191-24-2	Benzo(g,h,i)perylene	400	U

(1) - Cannot be separated from Diphenylamine

Data File: \\AVOCADRO\ORGANICS\organic\svoa\S1.i\050525.B\S1E4518.D  
 Date : 25-MAY-2005 15:52  
 Client ID: B-390MSD  
 Sample Info: D0529-01MSD,,18109,,  
 Volume Injected (uL): 2.0  
 Column phase: DB-5MS

Instrument: S1.i  
 Operator: AM SRC: LIMS  
 Column diameter: 0.25



Data File: S1E4518.D  
Report Date: 27-May-2005 16:12

Mitkem Corporation

CLP OLM04.1 QUANTITATION REPORT

Data file : \\AVOGADRO\ORGANICS\organic\svoa\S1.i\050525.B\S1E4518.D  
Lab Smp Id: D0529-01AMSD Client Smp ID: B-390MSD  
Inj Date : 25-MAY-2005 15:52  
Operator : AW SRC: LIMS Inst ID: S1.i  
Smp Info : D0529-01AMSD,,18109,,  
Misc Info :  
Comment :  
Method : \\AVOGADRO\ORGANICS\organic\svoa\S1.i\050525.B\s1\_olm4\_2\_S.m  
Meth Date : 25-May-2005 09:24 mtl Quant Type: ISTD  
Cal Date : 25-MAY-2005 08:53 Cal File: S1E4506.D  
Als bottle: 12 QC Sample: MSD  
Dil Factor: 1.00000  
Integrator: HP RTE Compound Sublist: OLM4.sub  
Target Version: 4.03  
Processing Host: TARGET1

Concentration Formula:  $\text{Amt} * \text{DF} * \text{Uf} * (\text{Vt}/\text{Vi}) * (1/\text{Ws}) * (100/(100-\text{M}))$

Name	Value	Description
DF	1.000	Dilution Factor
Uf	2.000	GPC correction factor
Vt	500.000	Volume of final extract (uL) (1000 low, 2
Vi	2.000	Volume injected (uL)
Ws	30.000	Weight of sample extracted (g)
M	17.000	% Moisture

Compounds	QUANT SIG	MASS	RT	EXP RT	REL RT	RESPONSE	CONCENTRATIONS	
							ON-COLUMN ( ng)	FINAL (ug/Kg)
1 2-Fluorophenol		112	3.761	3.726	(0.681)	1061862	84.7916	1700
3 Phenol-d5		99	5.144	5.098	(0.932)	1213076	86.3958	1700
4 Phenol ✓		94	5.176	5.120	(0.937)	1444844	102.692	2100
6 2-Chlorophenol-d4		132	5.230	5.206	(0.947)	1265258	83.8707	1700
7 2-Chlorophenol ✓		128	5.252	5.228	(0.951)	1289773	92.6292	1900
* 8 1,4-Dichlorobenzene-d4		152	5.522	5.520	(1.000)	456818	40.0000	
\$ 9 1,2-Dichlorobenzene-d4		152	5.738	5.736	(1.039)	473492	44.2331	890
14 N-Nitroso-di-n-propylamine ✓		70	6.202	6.200	(1.123)	577613	63.4486	1300
\$ 16 Nitrobenzene-d5		82	6.364	6.373	(0.856)	851844	66.2219	1300
* 23 Naphthalene-d8		136	7.434	7.443	(1.000)	1497779	40.0000	
28 4-Chloro-3-Methylphenol ✓		107	8.525	8.480	(1.147)	735704	80.6627	1600 (MH)
\$ 33 2-Fluorobiphenyl		172	9.206	9.204	(0.901)	1315831	67.2224	1300
* 41 Acenaphthene-d10		164	10.221	10.219	(1.000)	639126	40.0000	

MS peak not  
integrated  
17 05/27/05

Data File: S1E4518.D  
Report Date: 27-May-2005 16:12

Compounds	QUANT SIG				RESPONSE	CONCENTRATIONS	
	MASS	RT	EXP RT	REL RT		ON-COLUMN ( ng)	FINAL (ug/Kg)
-----	----	--	-----	-----	-----	-----	-----
42 Acenaphthene /	153	10.275	10.273	(1.005)	1100295	70.3785	1400
44 4 Nitrophenol /	109	10.751	10.630	(1.052)	421233	148.872	3000 (H)
46 2,4 Dinitrotoluene /	165	10.643	10.630	(1.041)	386885	57.2402	1100
\$ 53 2,4,6-Tribromophenol	330	11.518	11.505	(0.914)	566646	102.313	2100
57 Pentachlorophenol /	266	12.360	12.337	(0.981)	210411	69.5257	1400
* 58 Phenanthrene-d10	188	12.598	12.596	(1.000)	1037534	40.0000	
64 Pyrene /	202	14.921	14.886	(0.885)	2351175	77.9621	1600 (H)
\$ 65 Terphenyl-d14	244	15.245	15.232	(0.904)	1587676	68.9378	1400
* 69 Chrysene-d12	240	16.865	16.863	(1.000)	1224768	40.0000	
71 bis(2-Ethylhexyl)phthalate	149	17.081	17.079	(1.013)	491863	21.5781	430
* 76 Perylene-d12	264	19.005	18.992	(1.000)	1110466	40.0000	

#### QC Flag Legend

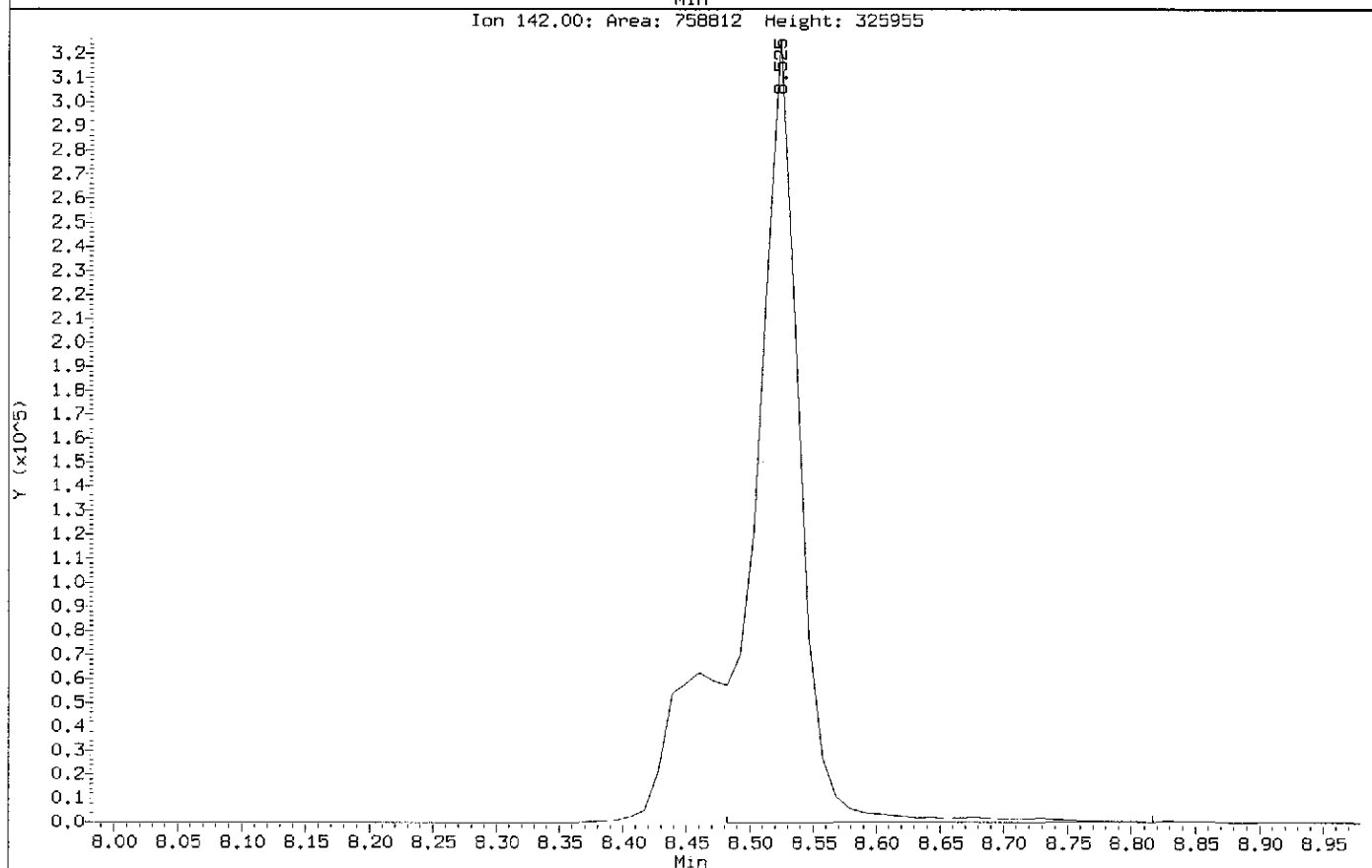
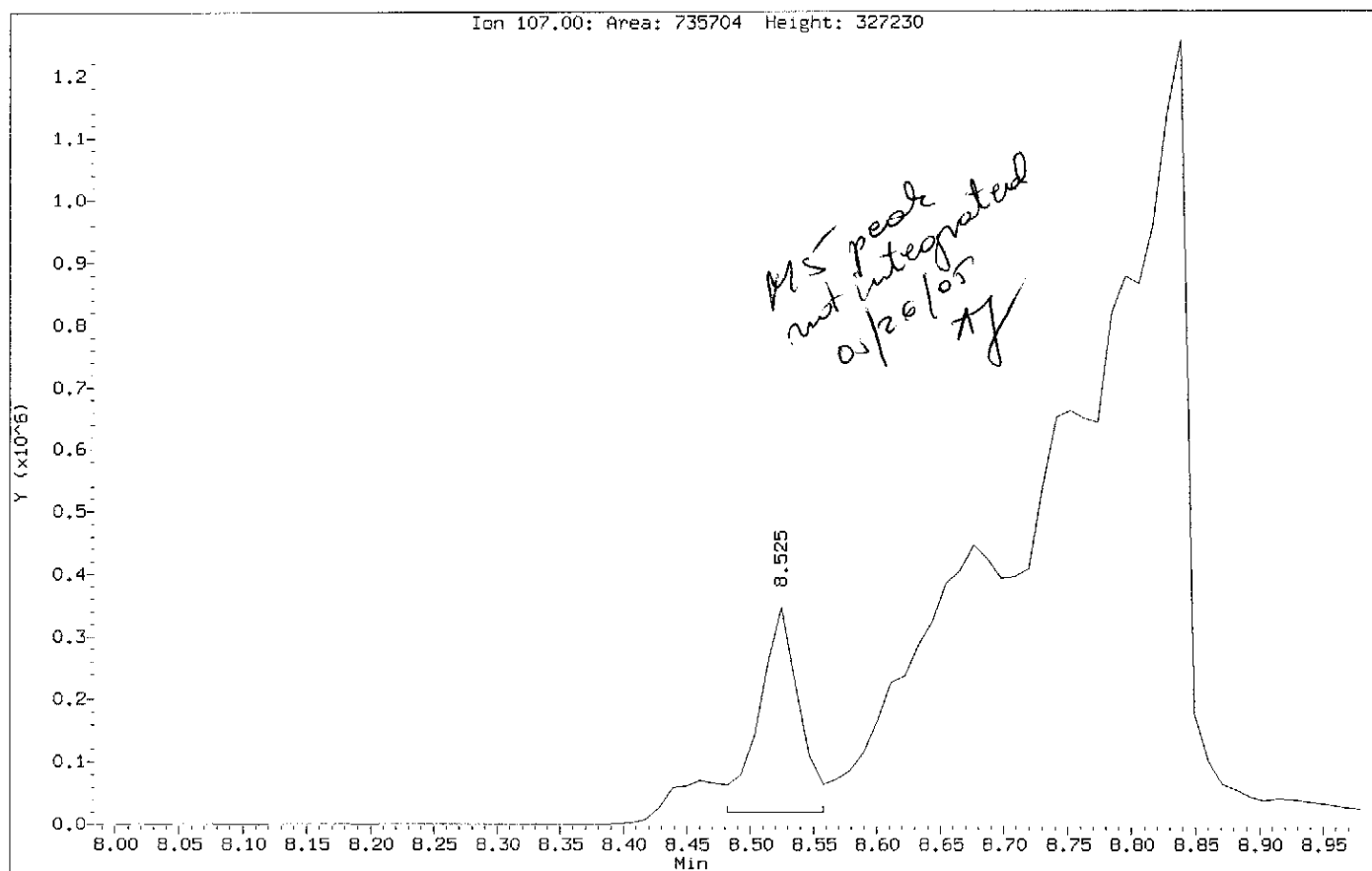
M - Compound response manually integrated.  
H - Operator selected an alternate compound hit.

05/27/05  
AY

K

Data File: \\AVOGADRO\ORGANICS\organic\svoa\S1.1\050525.B\S1E4518.D  
Injection Date: 25-MAY-2005 15:52  
Instrument: S1.1  
Client Sample ID: B-390MSD

Compound: 4-Chloro-3-Methylphenol  
CAS Number: 59-50-7





UTION VOLUME: 5 ml

ents

GPC 1 05105719 UV1  
 SVOA Dump 20.00  
 Collected 25.00  
 Wash 10.00  
 Rest Pump 2.00  
 Collected 18.00  
 Wash 10.00

Cocaine Oil  
 Pellet  
 Methoxybenzene

Polyethylene

Resolution  
 94%

Sulfur

UNIT RATE BEGIN

PRINTED IN U.S.A.

Rate:

5.09 ml/min

COLUMN ID: S

Position #

Date

5-19-05

5-19-5

1	
2	
3	
4	
5	5-19-5
6	
7	
8	
9	
10	
11	
12	
13	
14	
15	
16	
17	
18	
19	
20	
21	
22	
23	

Logbook ID 50.01 2-1

Acceptance Criteria: C



Data File: \\AVOCADRO\ORGANICS\organic\svoa\S1.i\050525.B\S1E4513.D

Date: 25-MAY-2005 13:10

Client ID:

Sample Info: GPC-CHECK-SB1

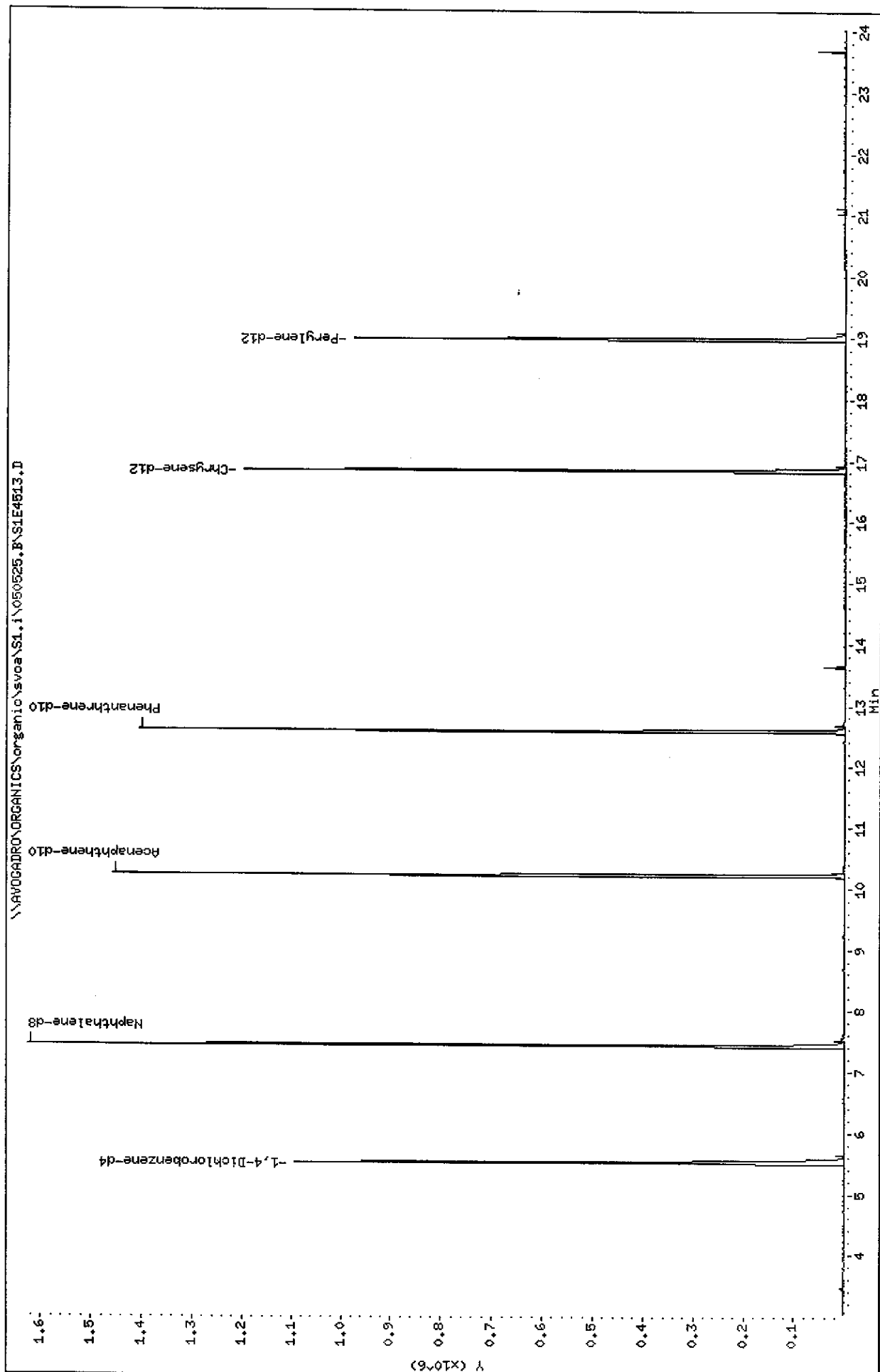
Volume Injected (uL): 2.0

Column phase: DB-5MS

Instrument: S1.i

Operator: AM SRC: AM

Column diameter: 0.25



Data File: S1E4513.D  
Report Date: 25-May-2005 14:45

Mitkem Corporation

CLP OLM04.1 QUANTITATION REPORT

Data file : \\AVOGADRO\ORGANICS\organic\svoa\S1.i\050525.B\S1E4513.D  
Lab Smp Id: GPC-CHECK-SB1  
Inj Date : 25-MAY-2005 13:10  
Operator : AW SRC: AW Inst ID: S1.i  
Smp Info : GPC-CHECK-SB1  
Misc Info : 050519  
Comment :  
Method : \\AVOGADRO\ORGANICS\organic\svoa\S1.i\050525.B\s1\_olm4\_2\_S.m  
Meth Date : 25-May-2005 09:24 mtl Quant Type: ISTD  
Cal Date : 25-MAY-2005 08:53 Cal File: S1E4506.D  
Als bottle: 8 QC Sample: BLANK  
Dil Factor: 1.00000  
Integrator: HP RTE Compound Sublist: OLM4.sub  
Target Version: 4.03  
Processing Host: TARGET11

Concentration Formula:  $\text{Amt} * \text{DF} * \text{Uf} * (\text{Vt}/\text{Vi}) * (1/\text{Vo})$

Name	Value	Description
DF	1.000	Dilution Factor
Uf	1.000	GPC Correction Factor
Vt	1000.000	Volume of final extract (uL)
Vi	2.000	Volume injected (uL)
Vo	1000.000	Volume of sample extracted (mL)

Compounds	QUANT SIG				RESPONSE	CONCENTRATIONS	
	MASS	RT	EXP RT	REL RT		ON-COLUMN ( ng)	FINAL ( ug/L)
* 8 1,4-Dichlorobenzene-d4	152	5.510	5.520	(1.000)	286726	40.0000	
* 23 Naphthalene-d8	136	7.433	7.443	(1.000)	980410	40.0000	
* 41 Acenaphthene-d10	164	10.210	10.219	(1.000)	468662	40.0000	
* 58 Phenanthrene-d10	188	12.586	12.596	(1.000)	667867	40.0000	
* 69 Chrysene-d12	240	16.843	16.863	(1.000)	627068	40.0000	
* 76 Perylene-d12	264	18.982	18.992	(1.000)	573023	40.0000	

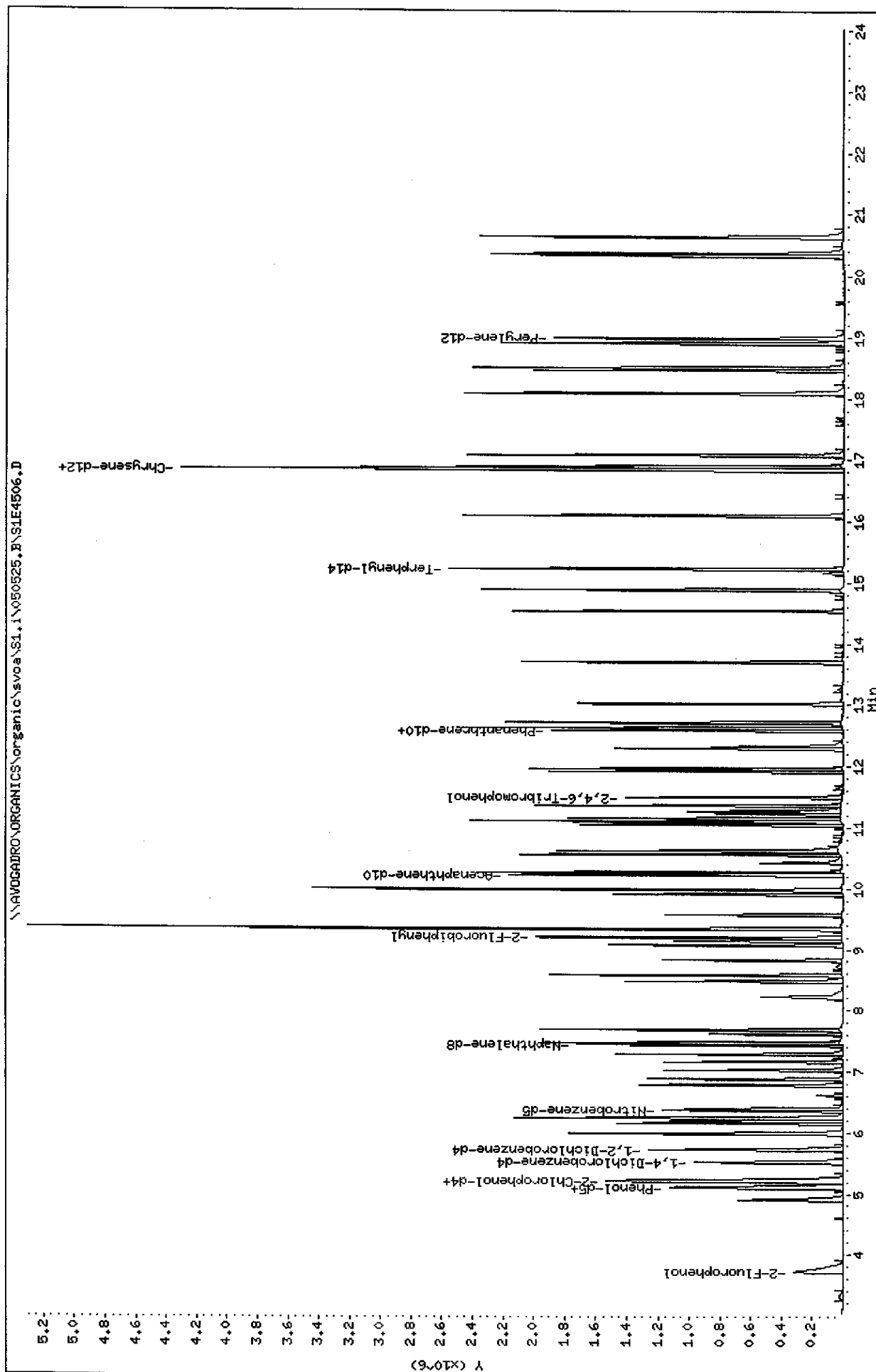
05/26/01  
AU

Data File: \\AVOGADRO\ORGANICS\organic\svoa\S1.i\050525.B\S1E4506.D  
Date : 25-MAY-2005 08:53  
Client ID: SST0501W  
Sample Info: SST0501W, SST0501W

Instrument: S1.i

Operator: AM SRC: AM  
Column diameter: 0.25

Column phase: DB-5MS



Data File: S1E4506.D  
Report Date: 25-May-2005 14:34

Mitkem Corporation

CLP OLM04.1 QUANTITATION REPORT

Data file : \\AVOGADRO\ORGANICS\organic\svoa\S1.i\050525.B\S1E4506.D  
Lab Smp Id: SST0501W Client Smp ID: SST0501W  
Inj Date : 25-MAY-2005 08:53  
Operator : AW SRC: AW Inst ID: S1.i  
Smp Info : SST0501W, SST0501W  
Misc Info : 2,2, SST050,3  
Comment :  
Method : \\AVOGADRO\ORGANICS\organic\svoa\S1.i\050525.B\s1\_olm4\_2\_S.m  
Meth Date : 25-May-2005 09:24 mtl Quant Type: ISTD  
Cal Date : 25-MAY-2005 08:53 Cal File: S1E4506.D  
Als bottle: 1 Continuing Calibration Sample  
Dil Factor: 1.00000  
Integrator: HP RTE Compound Sublist: OLM4.sub  
Target Version: 4.03  
Processing Host: TARGET11

Compounds	QUANT SIG	AMOUNTS					
		CAL-AMT	ON-COL				
	MASS	RT	EXP RT	REL RT	RESPONSE	( ng)	( ng)
=====	=====	--	=====	=====	=====	=====	=====
\$ 1 2-Fluorophenol	112	3.726	3.726 (0.675)		407277	50.0000	46
2 Benzaldehyde	77	4.904	4.904 (0.888)		268669	50.0000	72
\$ 3 Phenol-d5	99	5.098	5.098 (0.924)		456636	50.0000	54
4 Phenol	94	5.120	5.120 (0.928)		457571	50.0000	57
5 bis(2-Chloroethyl)Ether	93	5.196	5.196 (0.941)		317860	50.0000	46
\$ 6 2-Chlorophenol-d4	132	5.206	5.206 (0.943)		490618	50.0000	51
7 2-Chlorophenol	128	5.228	5.228 (0.947)		452835	50.0000	53
* 8 1,4-Dichlorobenzene-d4	152	5.520	5.520 (1.000)		297131	40.0000	
\$ 9 1,2-Dichlorobenzene-d4	152	5.736	5.736 (1.039)		348129	50.0000	50
10 2-Methylphenol	108	5.995	5.995 (1.086)		328658	50.0000	55
11 2,2'-oxybis(1-Chloropropane)	45	5.984	5.984 (1.084)		522349	50.0000	56
12 Acetophenone	105	6.157	6.157 (1.115)		541533	50.0000	56
13 4-Methylphenol	108	6.233	6.233 (1.129)		352891	50.0000	54
14 N-Nitroso-di-n-propylamine	70	6.200	6.200 (1.123)		296067	50.0000	60
15 Hexachloroethane	117	6.243	6.243 (1.131)		236147	50.0000	54
\$ 16 Nitrobenzene-d5	82	6.373	6.373 (0.856)		482857	50.0000	44
17 Nitrobenzene	77	6.406	6.406 (0.861)		435644	50.0000	45
18 Isophorone	82	6.784	6.784 (0.911)		742907	50.0000	46
19 2-Nitrophenol	139	6.881	6.881 (0.925)		292685	50.0000	46
20 2,4-Dimethylphenol	107	7.032	7.032 (0.945)		290778	50.0000	50
21 bis(2-Chloroethoxy)methane	93	7.162	7.162 (0.962)		440545	50.0000	49
22 2,4-Dichlorophenol	162	7.281	7.281 (0.978)		386334	50.0000	39
* 23 Naphthalene-d8	136	7.443	7.443 (1.000)		1124444	40.0000	
24 Naphthalene	128	7.475	7.475 (1.004)		1149225	50.0000	45
25 4-Chloroaniline	127	7.615	7.615 (1.023)		368539	50.0000	48
26 Hexachlorobutadiene	225	7.691	7.691 (1.033)		303333	50.0000	41

						AMOUNTS	
QUANT SIG						CAL-AMT	ON-COL
Compounds	MASS	RT	EXP RT	REL RT	RESPONSE	( ng)	( ng)
=====	=====	==	=====	=====	=====	=====	=====
27 Caprolactam	113	8.231	8.231	(1.106)	127962	50.0000	55
28 4-Chloro-3-Methylphenol	107	8.480	8.480	(1.139)	342366	50.0000	46
29 2-Methylnaphthalene	142	8.577	8.577	(1.152)	748304	50.0000	42
30 Hexachlorocyclopentadiene	237	8.825	8.825	(0.864)	233174	50.0000	38
31 2,4,6-Trichlorophenol	196	9.074	9.074	(0.888)	287890	50.0000	42
32 2,4,5-Trichlorophenol	196	9.150	9.150	(0.895)	306045	50.0000	39
\$ 33 2-Fluorobiphenyl	172	9.204	9.204	(0.901)	948053	50.0000	41
34 1,1'-Biphenyl	154	9.344	9.344	(0.914)	1100580	50.0000	48
35 2-Chloronaphthalene	162	9.344	9.344	(0.914)	869830	50.0000	48
36 2-Nitroaniline	65	9.571	9.571	(0.937)	278004	50.0000	54
37 Dimethylphthalate	163	9.906	9.906	(0.969)	888937	50.0000	41
38 2,6-Dinitrotoluene	165	9.992	9.992	(0.978)	256520	50.0000	49
39 Acenaphthylene	152	9.992	9.992	(0.978)	1261622	50.0000	49
40 3-Nitroaniline	138	10.241	10.241	(1.002)	253373	50.0000	53
* 41 Acenaphthene-d10	164	10.219	10.219	(1.000)	619103	40.0000	
42 Acenaphthene	153	10.273	10.273	(1.005)	757209	50.0000	45
43 2,4-Dinitrophenol	184	10.424	10.424	(1.020)	134911	50.0000	32
44 4-Nitrophenol	109	10.630	10.630	(1.040)	137043	50.0000	42
45 Dibenzofuran	168	10.554	10.554	(1.033)	1196363	50.0000	45
46 2,4-Dinitrotoluene	165	10.630	10.630	(1.040)	327361	50.0000	45
47 Diethylphthalate	149	11.051	11.051	(1.081)	1066543	50.0000	47
48 Fluorene	166	11.105	11.105	(1.087)	922795	50.0000	46
49 4-Chlorophenyl-phenylether	204	11.159	11.159	(1.092)	470954	50.0000	46
50 4-Nitroaniline	138	11.235	11.235	(1.099)	230124	50.0000	64
51 4,6-Dinitro-2-methylphenol	198	11.278	11.278	(0.889)	212091	50.0000	43
52 N-Nitrosodiphenylamine	169	11.364	11.364	(0.896)	619055	50.0000	45
\$ 53 2,4,6-Tribromophenol	330	11.505	11.505	(0.907)	271894	50.0000	50
54 4-Bromophenyl-phenylether	248	11.926	11.926	(0.940)	331449	50.0000	49
55 Hexachlorobenzene	284	11.969	11.969	(0.944)	418528	50.0000	51
56 Atrazine	200	12.304	12.304	(0.970)	237986	50.0000	44 (H)
57 Pentachlorophenol	266	12.337	12.337	(0.973)	148573	50.0000	35
* 58 Phenanthrene-d10	188	12.596	12.596	(1.000)	1018707	40.0000	(H)
59 Phenanthrene	178	12.639	12.639	(0.997)	1335340	50.0000	47 (H)
60 Anthracene	178	12.715	12.715	(1.003)	1307548	50.0000	49
61 Carbazole	167	13.028	13.028	(1.027)	1163357	50.0000	50
62 Di-n-butylphthalate	149	13.698	13.698	(1.080)	1750976	50.0000	47
63 Fluoranthene	202	14.541	14.541	(1.147)	1363216	50.0000	45
64 Pyrene	202	14.886	14.886	(0.883)	1559211	50.0000	38
\$ 65 Terphenyl-d14	244	15.232	15.232	(0.903)	1190716	50.0000	39
66 Butylbenzylphthalate	149	16.096	16.096	(0.955)	911874	50.0000	45
67 3,3'-Dichlorobenzidine	252	16.863	16.863	(1.000)	475074	50.0000	50
68 Benzo(a)anthracene	228	16.842	16.842	(0.999)	1593461	50.0000	41 (H)
* 69 Chrysene-d12	240	16.863	16.863	(1.000)	1266448	40.0000	
70 Chrysene	228	16.907	16.907	(1.003)	1364307	50.0000	38
71 bis(2-Ethylhexyl)phthalate	149	17.079	17.079	(1.013)	1178514	50.0000	43
72 Di-n-octylphthalate	149	18.084	18.084	(0.952)	2171652	50.0000	54
73 Benzo(b)fluoranthene	252	18.473	18.473	(0.973)	1727239	50.0000	43

Data File: S1E4506.D  
Report Date: 25-May-2005 14:34

Compounds	QUANT	SIG						AMOUNTS	
	MASS	RT	EXP RT	REL RT	RESPONSE	CAL-AMT ( ng)	ON-COL ( ng)		
=====	=====	==	=====	=====	=====	=====	=====		
74 Benzo(k)fluoranthene	252	18.516	18.516	(0.975)	1689985	50.0000	45		
75 Benzo(a)pyrene	252	18.916	18.916	(0.996)	1438842	50.0000	48		
* 76 Perylene-d12	264	18.992	18.992	(1.000)	973706	40.0000			
77 Indeno(1,2,3-cd)pyrene	276	20.342	20.342	(1.071)	1737180	50.0000	45		
78 Dibenzo(a,h)anthracene	278	20.364	20.364	(1.072)	1406744	50.0000	45		
79 Benzo(g,h,i)perylene	276	20.645	20.645	(1.087)	1632503	50.0000	51		

QC Flag Legend

H - Operator selected an alternate compound hit.

05/26/05  
AJ



# MITKEM CORPORATION: INSTRUMENT GPC 1 LOGBOOK

COLUMN ID: S-X3-All				DATE CALIBRATED: 5-19-15		INJECTION VOLUME: 5 $\mu$ l
Date	Position #	Project ID	Sample ID	Analysis	Analyst	Comments
5-19-05	1	05-05-19	WV1	GPC CAL	28	
	2		SBI	GPC CHECK		
	3		PBI			
	4		PMSI			
5-19-15	5	05-05-19	AROC1	GPC CHECK	75	
	6					
	7					
	8					
	9					
	10					
	11					
	12					
	13					
	14					
	15					
	16					
	17					
	18					
	19					
	20					
	21					
	22					
	23					

Logbook ID 50.0187-11/04

Flow Rate: 5.09  $\mu$ l/min

Acceptance Criteria: Corn oil & phthalate peaks > 85.0% resolution  
 Phthalate & methoxychlor peaks > 85.0% resolution  
 Methoxychlor & perylene peaks > 85.0% resolution  
 Perylene & sulfur peaks: No saturation & > 90.0% baseline resolution

Reviewed by \_\_\_\_\_

Page #:

040

# MITKEM CORPORATION: ORGANIC PREP - CLP Semivolatiles

Date	Analysis	Method & SOP #	AQ: 3510C(SepF)	3550C(Liq/Liq)	Other:	Sample Matrix	Soil Aqueous	Project(s)	
Blank ID	LCS ID	Analyst:	Spiker:	Witness:	Solvent Lot #	Acid Lot #	Other:	Time Started: 500	
Lab ID	Client ID	Surrogate Added	Matrix Spike Added	Initial pH	KD prior to GPC	Vol. pre GPC	GPC Date/Analyst	KD after GPC Date/Analyst	
								Final Vol.	
								Date Ext. Trans.	
5/12/05	86m Supra							16.00	5/20/05
18091	18091	OSW050217A	OSW050301B	12				1 ml	
MB 18091		500ml	500ml	12				1 ml	
LCS 18091		500ml	500ml	12				1 ml	
LCS 18091		500ml	500ml	12				1 ml	
DOS29	033	500ml		12				1 ml	
5.12.05 TS									

Comments

Water Bath Temperature: 50°C

Sonicator Tuned: Yes/No

Sodium Sulfate Lot #: 033050509C

Reviewed By: KL

5/27/05

Project(s)	Sample	Aqueous	Soil
1	0	40: 3520C(SamE)	3520C(Tic/Tic) Other:

[illegible]

## Comments

**Water Bath Temperature:**

Sonicator Tuned: Yes / No

Reviewed By:

5/27/05

Page # 22

## ***Percent Moisture and Percent Solids Report***

<i><b>Mitkem Sample ID</b></i>	<i><b>Client Sample ID</b></i>	<i><b>Analyzed</b></i>	<i><b>Percent Moisture</b></i>	<i><b>Percent Solids</b></i>	<i><b>Validated</b></i>
<i>D0529-01A</i>	<i>B-3 (9.0')</i>	05/13/2005	17	83	Yes
<i>D0529-02A</i>	<i>B-3 (3.0')</i>	05/13/2005	13	87	Yes

## pH Determination Logbook

[illegible]

Page #: 0004

## MITKEM CORPORATION: INSTRUMENT GPC 1 LOGBOOK

COLUMN ID: <u>S.Y3.A11</u>				DATE CALIBRATED: <u>5.19.05</u>		INJECTION VOLUME: <u>5ml</u>
Date	Position #	Project ID	Sample ID	Analysis	Analyst	Comments
<u>5.22.05</u>	1	<u>MB 18109</u>		<u>OLM SVOA</u>	<u>TS</u>	
	2	<u>LLS 18109</u>				
	3	<u>D0523</u>	<u>OIA</u>			
	4	<u>D0529</u>	<u>OIA</u>			
	5	↓	<u>MS</u> <u>OIA</u>	↓	↓	
<u>5.22.05</u>	6	<u>D0529</u>	<u>MSD</u> <u>OIA</u>	<u>OLM SVOA</u>	<u>TS</u>	
	7					
	8					
	9					
	10					
	11					
	12					
	13					
	14					
	15					
	16					
	17					
	18					
	19					
	20					
	21					
	22					
	23					

Logbook ID 50.0187-11/04

Flow Rate: 5.09ml/min

Acceptance Criteria: Corn oil &amp; phthalate peaks &gt; 85.0% resolution

Phthalate &amp; methoxychlor peaks &gt; 85.0% resolution

Methoxychlor &amp; perylene peaks &gt; 85.0% resolution

Perylene &amp; sulfur peaks: No saturation &amp; &gt; 90.0% baseline resolution

Reviewed by

KC 5/27/05

Page #:

045

IS = SW050426

STD ID: Tune = SW050512A

ANALYST: KC

EMV: \_\_\_\_\_

L1 - SW050516 P  
L2 - 5183C1  
L3 516E  
L4 516F  
L5 516C

DATE: 5/19/05

DATE PRINTED:

DATE LOADED:

Daily Maintenance	✓
Gold Seal	✓
Liner	✓
Clipped Column	✓
Ferrule	

Comments: \_\_\_\_\_  
 \_\_\_\_\_  
 \_\_\_\_\_  
 \_\_\_\_\_

Instrument S1  
Injection Log

Mitkem Corporation  
SemiVolatiles Laboratory

4.3M  
5/25/05

METHOD: OLM 4.2  
INITIAL CAL: 5/19/05

STD ID: SW050512A-tune  
SW050518CL2

ANALYST: AW

EMV: 2247

DATE: 5/25/05

DATE PRINTED: \_\_\_\_\_

DATE LOADED: \_\_\_\_\_

COMMENTS:

IS - SW0505126A

AS #	FILE	MITKEM ID	CLIENT ID	METHOD	DIL	COMMENTS	IS	SS
	51E45	05	DFTPP IW	DFTCLP	-	07:25 Don't ure		
		05A	DFTPP IW	DFTCLP	-	08:36 OK		
		06	SSTDOS0 IW	CLP	-	ok, low		
		07	MB-180 91	SBLK IW	-	OK	✓	✓
		08	LCS-180 91	SIWLCS	-	2 spikes out, ok	✓	✓
		09	LCS-180 91	SIWLCS	-	1 spike out, ok	✓	✓
		10	MB-181 09	SBLK IX	-	OK	✓	✓
		11	LCS-181 09	SIXLCS	-	OK	✓	✓
		12	D0529-03B	RINSA TEZ	-	re-run Don't ure	✓	✓
		13	GPC-CHECK SBI	050519	-	CLEAN		
		14	D0523-01A	B-190	-	OK	✓	✓
		15	D0529-01A	B-390	-	OK	✓	✓
		16	D0529-03B	RINSA TEZ	-	OK	✓	✓
		17	D0529-01A	B-390MS	-	all in, OK	✓	✓
		18	D0529-01A	B-390MSD	-	all in, OK	✓	✓
		19	MB-182 21	SBLK IY	-	OK	✓	✓
		20	LCS-182 21	SIYLCS	-	2 spikes out, ok	✓	✓
		21	D0577-19B	FB-051905	-	OK	✓	✓
		22	D0583-01B	MN-11PT24	-	need 2x DL	✓	✓
		23	D0583-01B	MN-11PT24MS	✓	2 spikes out, ok	✓	✓
	51E45	24	D0583-01B	MN-11PT24MSD	CLP	3 spikes out, ok	✓	✓

Daily Maintenance	
Gold Seal	den
Liner	den
Clipped Column	75
Ferrule	

Comments: \_\_\_\_\_



# Sample Receiving Logbook

Workorder No. D0529

Client Name: Day

Date Recv'd 5/7/05

Sample #s 01-03

Storage Locations: VAA

Date Recv'd 5/7/05

Sample #s 01, 03

Storage Locations: C2, M4

Date Recv'd \_\_\_\_\_

Sample #s \_\_\_\_\_

Storage Locations: \_\_\_\_\_

Date Recv'd \_\_\_\_\_

Sample #s \_\_\_\_\_

Storage Locations: \_\_\_\_\_

Date Recv'd \_\_\_\_\_

Sample #s \_\_\_\_\_

Storage Locations: \_\_\_\_\_

Date Recv'd \_\_\_\_\_

Sample #s \_\_\_\_\_

Storage Locations: \_\_\_\_\_

OUT		IN	
Relinquished By	Received By	Relinquished By	Received By
Date: <u>5-12-05</u> Init: <u>TS</u>	Date: <u>5-12-05</u> Init: <u>SK</u>	Date: <u>5-12-05</u> Init: <u>TS</u>	Date: _____ Init: _____
Samp. #s <u>03B</u>		Empty	
Date: <u>5-12-05</u> Init: _____	Date: _____ Init: _____	Date: _____ Init: _____	Date: _____ Init: _____
Samp. #s			
Date: <u>5-13-05</u> Init: <u>TS</u>	Date: <u>5-13-05</u> Init: <u>SK</u>	Date: <u>5-13-05</u> Init: <u>SK</u>	Date: <u>5-13-05</u> Init: <u>TS</u>
Samp. #s <u>01</u>		<u>01</u>	
Date: <u>5/13/05</u> Init: <u>KB</u>	Date: <u>5/13/05</u> Init: <u>SW</u>	Date: <u>5/13/05</u> Init: <u>mv</u>	Date: <u>5/13/05</u> Init: <u>CB</u>
Samp. #s <u>1, 2</u>		<u>1, 2</u>	
Date: <u>5/16/05</u> Init: <u>SW</u>	Date: <u>5/16/05</u> Init: <u>KB</u>	Date: <u>5/16/05</u> Init: <u>KB</u>	Date: <u>5/16/05</u> Init: <u>SW</u>
Samp. #s <u>03</u>		<u>3</u>	
Date: <u>5/18/05</u> Init: <u>SW</u>	Date: <u>5/18/05</u> Init: <u>KB</u>	Date: <u>5/18/05</u> Init: <u>CB</u>	Date: <u>5/18/05</u> Init: <u>SW</u>
Samp. #s <u>01, 03</u>		<u>1, 3</u>	
Date: <u>5/26/05</u> Init: <u>CB</u>	Date: <u>5/26/05</u> Init: <u>SW</u>	Date: _____ Init: _____	Date: _____ Init: _____
Samp. #s <u>1</u>			
Date: _____ Init: _____	Date: _____ Init: _____	Date: _____ Init: _____	Date: _____ Init: _____
Samp. #s			

Comments: \_\_\_\_\_

Please record analyst's initials, date, and sample #s removed. Add any comments if necessary (broken bottles, empty jars, etc.)

Logbook ID: 30.0287-04/05

Reviewed: KC 5/27/05

## MITKEM CORPORATION EXTRACT TRANSFER LOGBOOK: SEMIVOLATILE ANALYSIS

Date Transferred from Prep Lab	Lab ID		Transferred By	Received By	Storage Location	Comments
5/19/05	D0573	01A	m/m			
5/19/05	MB-18190		KG	TS	R4	
↓	LCS-18190		↓	↓	↓	
↓	LESD-18190		↓	↓	↓	
↓	D0572	01B	↓	↓	↓	
5/19/05	D0592	02B	KG	TS	R4	
5/20/05	MB-18111		KG	AW	R7	
↓	LCS-18111		↓	✓	↓	
↓	LESD-18111		↓	✓	↓	
↓	D0542	01B	↓	✓	↓	
↓	D0543	02A	↓	✓	↓	
5/20/05	D0549	01B	KG	✓ AW	R7	
5/20/05	MB 18211		m/m	AJ	R7	
↓	LCS 18211		↓	✓	↓	
↓	LCS D 18211		↓	✓	↓	
5/20/05	D0495	07A RE	m/m	AJ	R7	
5/20/05	MB-18091		KG	AJ		
↓	LCS-18091		↓	✓	↓	
↓	LESD-18091		↓	✓	↓	
↓	D0529	03B	↓	✓	↓	
↓	MB-18092		↓	✓	↓	
↓	LCS-18093		↓	✓	↓	
↓	LESD-18093		↓	✓	↓	
5/20/05	D0483	08C	KG	✓	↓	
5/21/05	18089 MB		m/m	AW	R7	
↓	LCS 18089		↓	✓	↓	
↓	D0521	01A	↓	✓	↓	
↓		02A	↓	✓	↓	
↓		03A	↓	✓	↓	
↓		04A	↓	✓	↓	
↓		05A	↓	✓	↓	
↓		06A	↓	✓	↓	
↓		07A	↓	✓	↓	
5/21/05	D0521	08A	m/m	✓ AW	R7	

Logbook ID 70.0141-04/05

Reviewed By: KL 5/27/05

## MITKEM CORPORATION EXTRACT TRANSFER LOGBOOK: SEMIVOLATILE ANALYSIS

Date Transferred from Prep Lab	Lab ID		Transferred By	Received By	Storage Location	Comments
5/21/05	D0521	09A	m/m	AJ	R7	
↓	↓	10A	↓	✓	↓	
↓	↓	11A	↓	✓	↓	
↓	↓	12A	↓	✓	↓	
↓	↓	13A	↓	✓	↓	
↓	↓	14A	↓	✓	↓	
↓	↓	15A	↓	✓	↓	
↓	↓	16A	↓	✓	↓	
↓	↓	17A	↓	✓	↓	
↓	↓	18A	↓	✓	↓	
↓	↓	19A	↓	✓	↓	
↓	↓	19Am	↓	✓	↓	
↓	↓	19A HSD	↓	✓	↓	
5/21/05	D0521	20A	m/m	✓		
5/21/05	MB-18202		KG	✓		
↓	LC5-18202		↓	✓		
↓	LC5D-18202		↓	✓		
↓	D0586	01B	↓	✓	✓	
5/21/05	D0586	02B	KG	✓	AJ	R7
5/23/05	MB-18109		KG	AJ	R7	
↓	LC5-18109		↓	↓	↓	
↓	D0523	01A	↓	↓	↓	
↓	D0529	01A	↓	↓	↓	
↓	D0529	01A <sup>HS</sup>	↓	↓	↓	
5/23/05	D0529	01A <sup>HS</sup>	KG	AJ	R7	
5-23-05	MB-18186		SH			
↓	D0001	09A	↓			
↓	↓	10A	↓			
↓	↓	11A	↓			
↓	↓	12A	↓			
↓	↓	13A	↓			
↓	↓	14A	↓			
↓	↓	15A	↓			
5-23-05	D0001	16A	SH			

Logbook ID 70.0141-04/05

Reviewed By: KC 5/27/05



\* Pesticide / PCB Organics \*

2E  
WATER PESTICIDE SURROGATE RECOVERY

Lab Name: MITKEM CORPORATION Contract: \_\_\_\_\_  
 Lab Code: MITKEM Case No.: \_\_\_\_\_ SAS No.: \_\_\_\_\_ SDG No.: D0529  
 GC Column(1): CLPPEST ID: 0.53 (mm) GC Column(2): CLPPESTIID:0.53 (mm)

	EPA SAMPLE NO.	TCX 1 %REC #	TCX 2 %REC #	DCB 1 %REC #	DCB 2 %REC #	OTHER (1)	OTHER (2)	TOT OUT
	=====	=====	=====	=====	=====	=====	=====	=====
01	PBLK4F	97	98	93	78			0
02	P4FLCS	96	98	97	97			0
03	P4FLCSD	95	95	95	96			0
04	RINSATE2	97	173*	91	89			1
05								
06								
07								
08								
09								
10								
11								
12								
13								
14								
15								
16								
17								
18								
19								
20								
21								
22								
23								
24								
25								
26								
27								
28								
29								
30								

(TCX) = Tetrachloro-m-xylene  
 (DCB) = Decachlorobiphenyl

QC LIMITS  
 (30-150)  
 (30-150)

# Column to be used to flag recovery values  
 \* Values outside of QC limits  
 D Surrogate diluted out

2F  
SOIL PESTICIDE SURROGATE RECOVERY

Lab Name: MITKEM CORPORATION Contract: \_\_\_\_\_

Lab Code: MITKEM Case No.: \_\_\_\_\_ SAS No.: \_\_\_\_\_ SDG No.: D0529

GC Column(1): CLPPEST ID: 0.53 (mm) GC Column(2): CLPPESTIID:0.53 (mm)

	EPA SAMPLE NO.	TCX 1 %REC #	TCX 2 %REC #	DCB 1 %REC #	DCB 2 %REC #	OTHER (1)	OTHER (2)	TOT OUT
01	PBLK4E	84	79	89	91			0
02	P4ELCS	70	69	81	79			0
03	B-390	59	64	62	66			0
04	B-390MS	59	60	60	65			0
05	B-390MSD	59	61	63	64			0
06								
07								
08								
09								
10								
11								
12								
13								
14								
15								
16								
17								
18								
19								
20								
21								
22								
23								
24								
25								
26								
27								
28								
29								
30								

(TCX) = Tetrachloro-m-xylene (30-150)  
(DCB) = Decachlorobiphenyl (30-150)

# Column to be used to flag recovery values  
\* Values outside of QC limits  
D Surrogate diluted out

3F  
SOIL PESTICIDE MATRIX SPIKE/MATRIX SPIKE DUPLICATE RECOVERY

Lab Name: MITKEM CORPORATION Contract: \_\_\_\_\_  
 Lab Code: MITKEM Case No.: \_\_\_\_\_ SAS No.: \_\_\_\_\_ SDG No.: D0529  
 Matrix Spike - EPA Sample No.: B-390

COMPOUND	SPIKE ADDED (ug/Kg)	SAMPLE CONCENTRATION (ug/Kg)	MS CONCENTRATION (ug/Kg)	MS % REC #	QC. LIMITS REC.
gamma-BHC (Lindane)	20	0.00	12	60	46-127
Heptachlor	20	0.00	13	65	35-130
Aldrin	20	0.00	14	70	34-132
Dieldrin	40	0.00	26	65	31-134
Endrin	40	0.00	29	73	42-139
4,4'-DDT	40	2.5	26	59	23-134

COMPOUND	SPIKE ADDED (ug/Kg)	MSD CONCENTRATION (ug/Kg)	MSD % REC #	% RPD #	QC LIMITS RPD	REC.
gamma-BHC (Lindane)	20	12	60	0	50	46-127
Heptachlor	20	13	65	0	31	35-130
Aldrin	20	14	70	0	43	34-132
Dieldrin	40	26	65	0	38	31-134
Endrin	40	29	73	0	45	42-139
4,4'-DDT	40	29	66	11	50	23-134

# Column to be used to flag recovery and RPD values with an asterisk

\* Values outside of QC limits

RPD: 0 out of 6 outside limits

Spike Recovery: 0 out of 12 outside limits

COMMENTS: \_\_\_\_\_

FORM 3  
WATER PESTICIDE LAB CONTROL SAMPLE

Lab Name: MITKEM CORPORATION Contract: \_\_\_\_\_  
 Lab Code: MITKEM Case No.: \_\_\_\_\_ SAS No.: \_\_\_\_\_ SDG No.: D0529  
 Matrix Spike - Sample No.: P4FLCS

COMPOUND	SPIKE ADDED (ug/L)	SAMPLE CONCENTRATION (ug/L)	LCS CONCENTRATION (ug/L)	LCS % REC #	QC. LIMITS REC.
gamma-BHC (Lindane)	0.50		0.45	90	56-123
Heptachlor	0.50		0.49	98	40-131
Aldrin	0.50		0.55	110	40-120
Dieldrin	1.0		0.99	99	52-126
Endrin	1.0		1.1	110	56-121
4,4'-DDT	1.0		0.96	96	38-127

COMPOUND	SPIKE ADDED (ug/L)	LCSD CONCENTRATION (ug/L)	LCSD % REC #	% RPD #	QC LIMITS	
					RPD	REC.
gamma-BHC (Lindane)	0.50	0.43	86	5	15	56-123
Heptachlor	0.50	0.47	94	4	20	40-131
Aldrin	0.50	0.53	106	4	22	40-120
Dieldrin	1.0	0.96	96	3	18	52-126
Endrin	1.0	1.0	100	10	21	56-121
4,4'-DDT	1.0	0.91	91	5	27	38-127

# Column to be used to flag recovery and RPD values with an asterisk

\* Values outside of QC limits

RPD: 0 out of 6 outside limits

Spike Recovery: 0 out of 12 outside limits

COMMENTS: \_\_\_\_\_



FORM 3  
SOIL PESTICIDE LAB CONTROL SAMPLE

Lab Name: MITKEM CORPORATION Contract: \_\_\_\_\_  
 Lab Code: MITKEM Case No.: \_\_\_\_\_ SAS No.: \_\_\_\_\_ SDG No.: D0529  
 Matrix Spike - Sample No.: P4ELCS

COMPOUND	SPIKE ADDED (ug/Kg)	SAMPLE CONCENTRATION (ug/Kg)	LCS CONCENTRATION (ug/Kg)	LCS % REC #	QC. LIMITS REC.
=====	=====	=====	=====	=====	=====
gamma-BHC (Lindane)	17		11	65	46-127
Heptachlor	17		12	71	35-130
Aldrin	17		14	82	34-132
Dieldrin	33		26	79	31-134
Endrin	33		28	85	42-139
4,4'-DDT	33		24	73	23-134

# Column to be used to flag recovery and RPD values with an asterisk

\* Values outside of QC limits

RPD: 0 out of 0 outside limits

Spike Recovery: 0 out of 6 outside limits

COMMENTS: \_\_\_\_\_

4C  
PESTICIDE METHOD BLANK SUMMARY

EPA SAMPLE NO.

PBLK4F

Lab Name: MITKEM CORPORATION Contract: \_\_\_\_\_

Lab Code: MITKEM Case No.: \_\_\_\_\_ SAS No.: \_\_\_\_\_ SDG No.: D0529

Lab Sample ID: MB-18090 Lab File ID: E4C6532F

Matrix (soil/water) WATER Extraction: (Type) SEPF

Sulfur Cleanup (Y/N) Y Date Extracted: 05/12/05

Date Analyzed (1): 05/26/05 Date Analyzed (2): 05/26/05

Time Analyzed (1): 1623 Time Analyzed (2): 1623

Instrument ID (1): E4 Instrument ID (2): E4

GC Column (1): CLPPEST ID: 0.53 (mm) GC Column (2): CLPPESTII ID: 0.53 (mm)

THIS METHOD BLANK APPLIES TO THE FOLLOWING SAMPLES, MS, and MSD:

	EPA SAMPLE NO.	LAB SAMPLE ID	DATE ANALYZED 1	DATE ANALYZED 2
01	P4FLCS	LCS-18090	05/26/05	05/26/05
02	P4FLCSD	LCSD-18090	05/26/05	05/26/05
03	RINSATE2	D0529-03B	05/26/05	05/26/05
04				
05				
06				
07				
08				
09				
10				
11				
12				
13				
14				
15				
16				
17				
18				
19				
20				
21				
22				
23				
24				
25				
26				

COMMENTS: \_\_\_\_\_

4C  
PESTICIDE METHOD BLANK SUMMARY

EPA SAMPLE NO.

PBLK4E

Lab Name: MITKEM CORPORATION Contract: \_\_\_\_\_

Lab Code: MITKEM Case No.: \_\_\_\_\_ SAS No.: \_\_\_\_\_ SDG No.: D0529

Lab Sample ID: MB-18108 Lab File ID: E4C6522F

Matrix (soil/water) SOIL Extraction: (Type) SONC

Sulfur Cleanup (Y/N) Y Date Extracted: 05/13/05

Date Analyzed (1): 05/26/05 Date Analyzed (2): 05/26/05

Time Analyzed (1): 0927 Time Analyzed (2): 0927

Instrument ID (1): E4 Instrument ID (2): E4

GC Column (1): CLPPEST ID: 0.53 (mm) GC Column (2): CLPPESTII ID: 0.53 (mm)

THIS METHOD BLANK APPLIES TO THE FOLLOWING SAMPLES, MS, and MSD:

	EPA SAMPLE NO.	LAB SAMPLE ID	DATE ANALYZED 1	DATE ANALYZED 2
01	P4ELCS	LCS-18108	05/26/05	05/26/05
02	B-390	D0529-01A	05/26/05	05/26/05
03	B-390MS	D0529-01AMS	05/26/05	05/26/05
04	B-390MSD	D0529-01AMSD	05/26/05	05/26/05
05				
06				
07				
08				
09				
10				
11				
12				
13				
14				
15				
16				
17				
18				
19				
20				
21				
22				
23				
24				
25				
26				

COMMENTS: \_\_\_\_\_

1E  
PESTICIDE ORGANICS ANALYSIS DATA SHEET

EPA SAMPLE NO.

B-390

Lab Name: MITKEM CORPORATION Contract: \_\_\_\_\_

Lab Code: MITKEM Case No.: \_\_\_\_\_ SAS No.: \_\_\_\_\_ SDG No.: D0529

Matrix: (soil/water) SOIL Lab Sample ID: D0529-01A

Sample wt/vol: 30.0 (g/mL) G Lab File ID: E4C6536F

% Moisture: 17 Decanted: (Y/N) N Date Received: 05/07/05

Extraction: (Type) SONC Date Extracted: 05/13/05

Concentrated Extract Volume: 5000 (uL) Date Analyzed: 05/26/05

Injection Volume: 1.0 (uL) Dilution Factor: 1.0

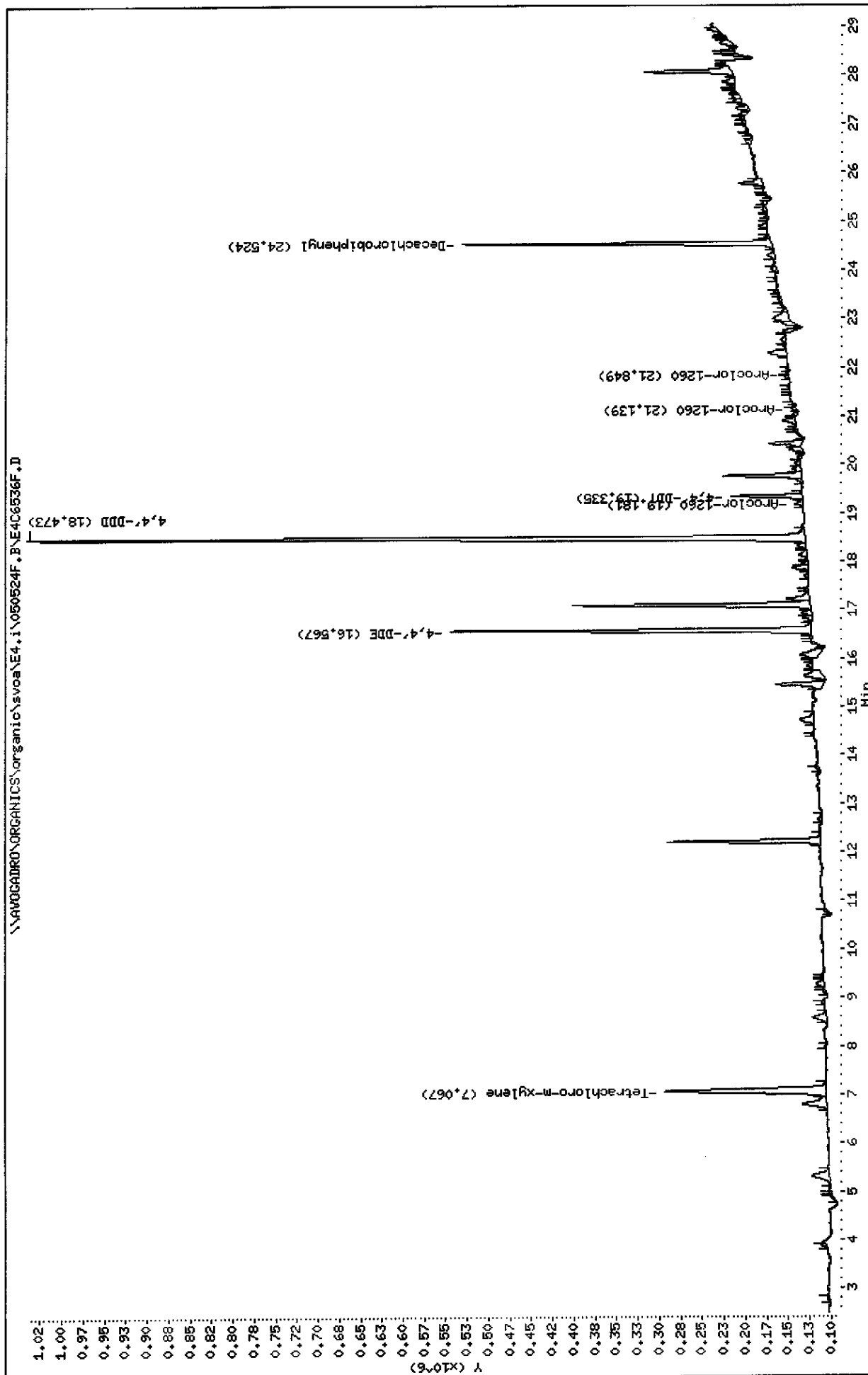
GPC Cleanup: (Y/N) Y pH: 8.4 Sulfur Cleanup: (Y/N) Y

CONCENTRATION UNITS:  
(ug/L or ug/Kg) UG/KG Q

CAS NO.	COMPOUND		
319-84-6	alpha-BHC	2.0	U
319-85-7	beta-BHC	2.0	U
319-86-8	delta-BHC	2.0	U
58-89-9	gamma-BHC (Lindane)	2.0	U
76-44-8	Heptachlor	2.0	U
309-00-2	Aldrin	2.0	U
1024-57-3	Heptachlor epoxide	2.0	U
959-98-8	Endosulfan I	2.0	U
60-57-1	Dieldrin	4.0	U
72-55-9	4,4'-DDE	11	
72-20-8	Endrin	4.0	U
33213-65-9	Endosulfan II	4.0	U
72-54-8	4,4'-DDD	30	
1031-07-8	Endosulfan sulfate	4.0	U
50-29-3	4,4'-DDT	2.5	JP
72-43-5	Methoxychlor	20	U
53494-70-5	Endrin ketone	4.0	U
7421-93-4	Endrin aldehyde	4.0	U
5103-71-9	alpha-Chlordane	2.0	U
5103-74-2	gamma-Chlordane	2.0	U
8001-35-2	Toxaphene	200	U
12674-11-2	Aroclor-1016	40	U
11104-28-2	Aroclor-1221	81	U
11141-16-5	Aroclor-1232	40	U
53469-21-9	Aroclor-1242	40	U
12672-29-6	Aroclor-1248	40	U
11097-69-1	Aroclor-1254	40	U
11096-82-5	Aroclor-1260	40	U

Data File: \\AVOCADRO\ORGANICS\organic\svoa\E4.i\050524F.B\E4C6536F.D  
 Date : 26-MAY-2005 18:48  
 Client ID: B-390  
 Sample Info: D0529-01B,,18108,clp.sub,,  
 Volume Injected (uL): 1.0  
 Column phase: CLPest

Instrument: E4.i  
 Operator: SRC: LIMS  
 Column diameter: 0.53



Data File: \\AVOCADRO\ORGANICS\organic\svoa\E4,i\050524R,B\E4C6536R.D

Date : 26-MAY-2005 18:48

Client ID: B-390

Sample Info: D0529-01B,,18108,clp,sub,,

Volume Injected (uL): 1.0

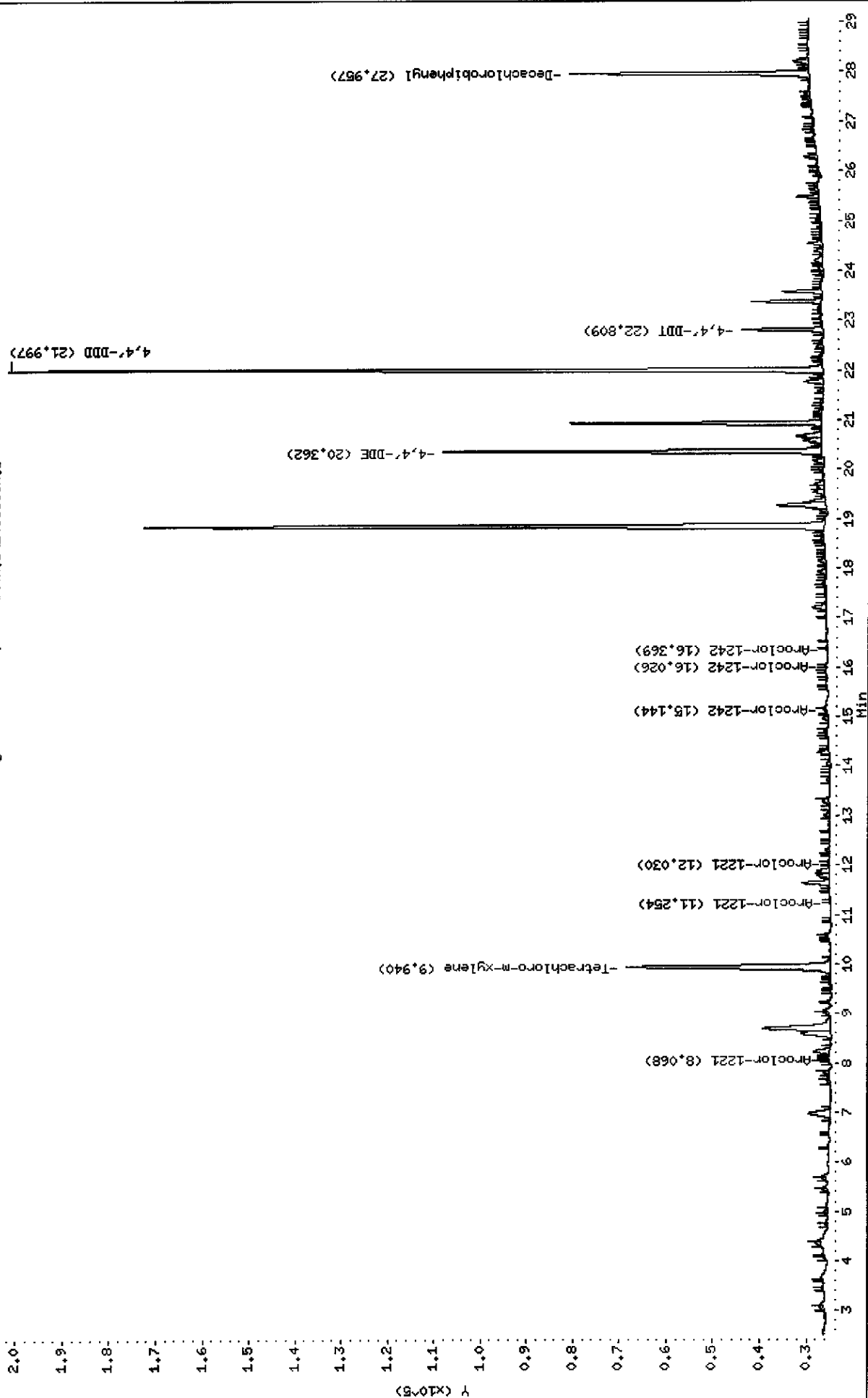
Column phase: CLPPESTII

Instrument: E4.i

Operator: SRC: LIMS

Column diameter: 0.53

\\AVOCADRO\ORGANICS\organic\svoa\E4,i\050524R,B\E4C6536R.D



Data File: E4C6536R.D  
Report Date: 01-Jun-2005 10:26

Mitkem Corporation

NYASP Pesticide Quantitation Report

Data file : \\AVOGADRO\ORGANICS\organic\svoa\E4.i\050524R.B\E4C6536R.D  
Lab Smp Id: D0529-01A Client Smp ID: B-390  
Inj Date : 26-MAY-2005 18:48  
Operator : SRC: LIMS Inst ID: E4.i  
Smp Info : D0529-01B,,18108,clp.sub,,  
Misc Info :  
Comment :  
Method : \\AVOGADRO\ORGANICS\organic\svoa\E4.i\050524R.B\clp1262-e4r.m  
Meth Date : 27-May-2005 10:42 mtl Quant Type: ESTD  
Cal Date : 05-MAY-2005 00:50 Cal File: E4C6445R.D  
Als bottle: 5  
Dil Factor: 1.00000  
Integrator: Falcon Compound Sublist: clp.sub  
Subtraction File: \\AVOGADRO\ORGANICS  
Target Version: 4.03 Sample Matrix: SOIL  
Processing Host: TARGET7

Concentration Formula:  $\text{Amt} * \text{DF} * \text{Uf} * \text{Vt} / (\text{Vi} * \text{Ws} * (100 - \text{M}) / 100)$

Name	Value	Description
DF	1.000	Dilution Factor
Uf	2.000	Correction factor
Vt	5000.000	Volume of final extract (uL) (1000 low, 2
Vi	1.000	Volume injected (uL)
Ws	30.000	Weight of sample extracted (g)
M	17.000	% Moisture

CONCENTRATIONS

RT	EXP RT	DLT RT	ON-COL	FINAL	RESPONSE ( ng)	(ug/Kg)	TARGET RANGE	RATIO
9.94	9.94	0.000	228542	0.02540	10			
28.0	28.0	0.000	178958	0.02658	11			
20.4	20.4	0.000	271354	0.03134	13			
22.0	22.0	0.000	530244	0.08301	33			

6/1/05

Data File: E4C6536R.D  
Report Date: 01-Jun-2005 10:26

				CONCENTRATIONS			
				ON-COL	FINAL		
RT	EXP RT	DLT RT		RESPONSE ( ng)	(ug/Kg)	TARGET RANGE	RATIO
==	=====	=====		=====	=====	=====	=====
18 4,4'-DDT				CAS #: 50-29-3			
22.8	22.8	0.000		55214 0.00791	3.2		(a)
-----							

#### QC Flag Legend

a - Target compound detected but, quantitated amount  
Below Limit Of Quantitation(BLOQ).



Data File: E4C6536F.D  
Report Date: 01-Jun-2005 10:25

Mitkem Corporation

NYASP Pesticide Quantitation Report

Data file : \\AVOGADRO\ORGANICS\organic\svoa\E4.i\050524F.B\E4C6536F.D  
Lab Smp Id: D0529-01A Client Smp ID: B-390  
Inj Date : 26-MAY-2005 18:48  
Operator : SRC: LIMS Inst ID: E4.i  
Smp Info : D0529-01B,,18108,clp.sub,,  
Misc Info :  
Comment :  
Method : \\AVOGADRO\ORGANICS\organic\svoa\E4.i\050524F.B\clp-1262e4f.m  
Meth Date : 27-May-2005 10:50 mtl Quant Type: ESTD  
Cal Date : 05-MAY-2005 00:50 Cal File: E4C6445F.D  
Als bottle: 5  
Dil Factor: 1.00000  
Integrator: Falcon Compound Sublist: clp.sub  
Subtraction File: \\AVOGADRO\ORGANICS  
Target Version: 4.03 Sample Matrix: SOIL  
Processing Host: TARGET7

Concentration Formula:  $\text{Amt} * \text{DF} * \text{Uf} * \text{Vt} / (\text{Vi} * \text{Ws} * (100 - \text{M}) / 100)$

Name	Value	Description
DF	1.000	Dilution Factor
Uf	2.000	Correction factor
Vt	5000.000	Volume of final extract (uL) (1000 low, 2
Vi	1.000	Volume injected (uL)
Ws	30.000	Weight of sample extracted (g)
M	17.000	% Moisture

CONCENTRATIONS						
			ON-COL	FINAL		
RT	EXP RT	DLT RT	RESPONSE ( ng)	(ug/Kg)	TARGET RANGE	RATIO
==	=====	=====	=====	=====	=====	=====
\$ 1	Tetrachloro-m-xylene		CAS #: 877-09-8			
7.07	7.07	0.000	1099113	0.02363	9.5	
-----						
\$ 2	Decachlorobiphenyl		CAS #: 2051-24-3			
24.5	24.5	0.000	1140602	0.02465	9.9	
-----						
13	4,4'-DDE		CAS #: 72-55-9			
16.6	16.6	0.000	1646387	0.02810	11	
-----						
16	4,4'-DDD		CAS #: 72-54-8			
18.5	18.5	0.000	3618247	0.07355	30	
-----						

6/1/05

Data File: E4C6536F.D  
Report Date: 01-Jun-2005 10:25

				CONCENTRATIONS			
				ON-COL	FINAL		
RT	EXP RT	DLT RT		RESPONSE ( ng)	(ug/Kg)	TARGET RANGE	RATIO
==	=====	=====		=====	=====	=====	=====
18	4,4'-DDT					CAS #: 50-29-3	
19.3	19.3	0.000		297991	0.00630	2.5	(a)

-----

✓

#### QC Flag Legend

a - Target compound detected but, quantitated amount  
Below Limit Of Quantitation(BLOQ).

h

1E  
PESTICIDE ORGANICS ANALYSIS DATA SHEET

EPA SAMPLE NO.

RINSATE2

Lab Name: MITKEM CORPORATION Contract: \_\_\_\_\_

Lab Code: MITKEM Case No.: \_\_\_\_\_ SAS No.: \_\_\_\_\_ SDG No.: D0529

Matrix: (soil/water) WATER Lab Sample ID: D0529-03B

Sample wt/vol: 1000 (g/mL) ML Lab File ID: E4C6535F

% Moisture: \_\_\_\_\_ Decanted: (Y/N) \_\_\_\_\_ Date Received: 05/07/05

Extraction: (Type) SEPF Date Extracted: 05/12/05

Concentrated Extract Volume: 10000 (uL) Date Analyzed: 05/26/05

Injection Volume: 1.0 (uL) Dilution Factor: 1.0

GPC Cleanup: (Y/N) N pH: \_\_\_\_\_ Sulfur Cleanup: (Y/N) Y

CONCENTRATION UNITS:  
(ug/L or ug/Kg) UG/L Q

CAS NO.	COMPOUND		
319-84-6	alpha-BHC	0.050	U
319-85-7	beta-BHC	0.050	U
319-86-8	delta-BHC	0.050	U
58-89-9	gamma-BHC (Lindane)	0.050	U
76-44-8	Heptachlor	0.050	U
309-00-2	Aldrin	0.050	U
1024-57-3	Heptachlor epoxide	0.050	U
959-98-8	Endosulfan I	0.050	U
60-57-1	Dieldrin	0.10	U
72-55-9	4,4'-DDE	0.045	JP
72-20-8	Endrin	0.10	U
33213-65-9	Endosulfan II	0.10	U
72-54-8	4,4'-DDD	0.10	U
1031-07-8	Endosulfan sulfate	0.10	U
50-29-3	4,4'-DDT	0.10	U
72-43-5	Methoxychlor	0.50	U
53494-70-5	Endrin ketone	0.10	U
7421-93-4	Endrin aldehyde	0.10	U
5103-71-9	alpha-Chlordane	0.050	U
5103-74-2	gamma-Chlordane	0.050	U
8001-35-2	Toxaphene	5.0	U
12674-11-2	Aroclor-1016	1.0	U
11104-28-2	Aroclor-1221	2.0	U
11141-16-5	Aroclor-1232	1.0	U
53469-21-9	Aroclor-1242	1.0	U
12672-29-6	Aroclor-1248	1.0	U
11097-69-1	Aroclor-1254	1.0	U
11096-82-5	Aroclor-1260	1.0	U

Data File: \\AVOCADRO\ORGANICS\organic\svoa\E4.i\050524F.B\E4C6535F.D

Date : 26-MAY-2005 18:12

Client ID: RINSATE2

Sample Info: D0529-03B,,18090,clp.sub,,

Volume Injected (uL): 1.0

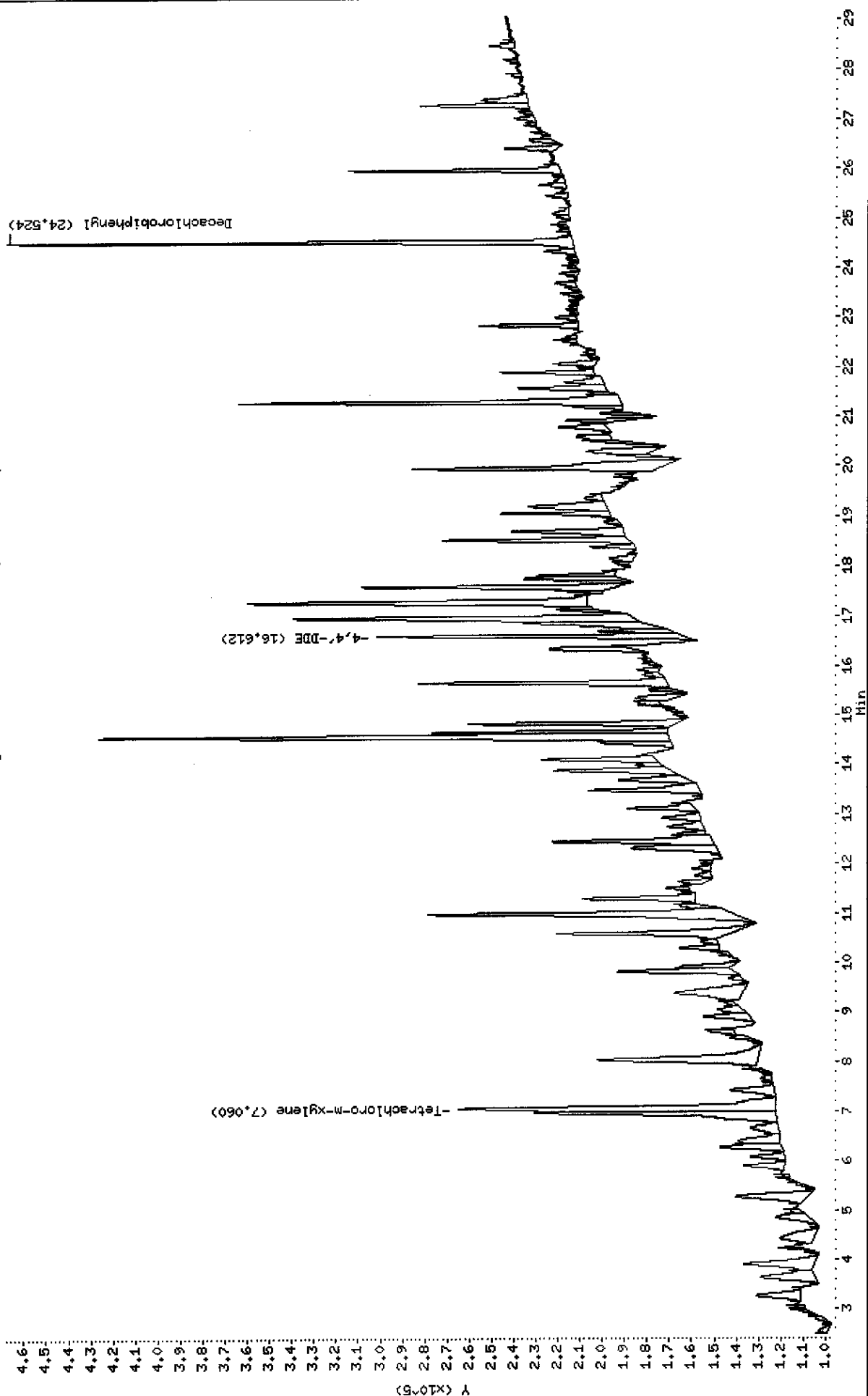
Column phase: CLPFest

Instrument: E4.i

Operator: SRC: LIMS

Column diameter: 0.53

\\AVOCADRO\ORGANICS\organic\svoa\E4.i\050524F.B\E4C6535F.D



Data File: \\AVOCADRO\ORGANICS\organic\svoa\E4.i\050524R.B\E4C6535R.D

Date : 26-MAY-2005 18:12

Client ID: RINSATE2

Sample Info: D0529-Q3B,,18090,clip.sub,,

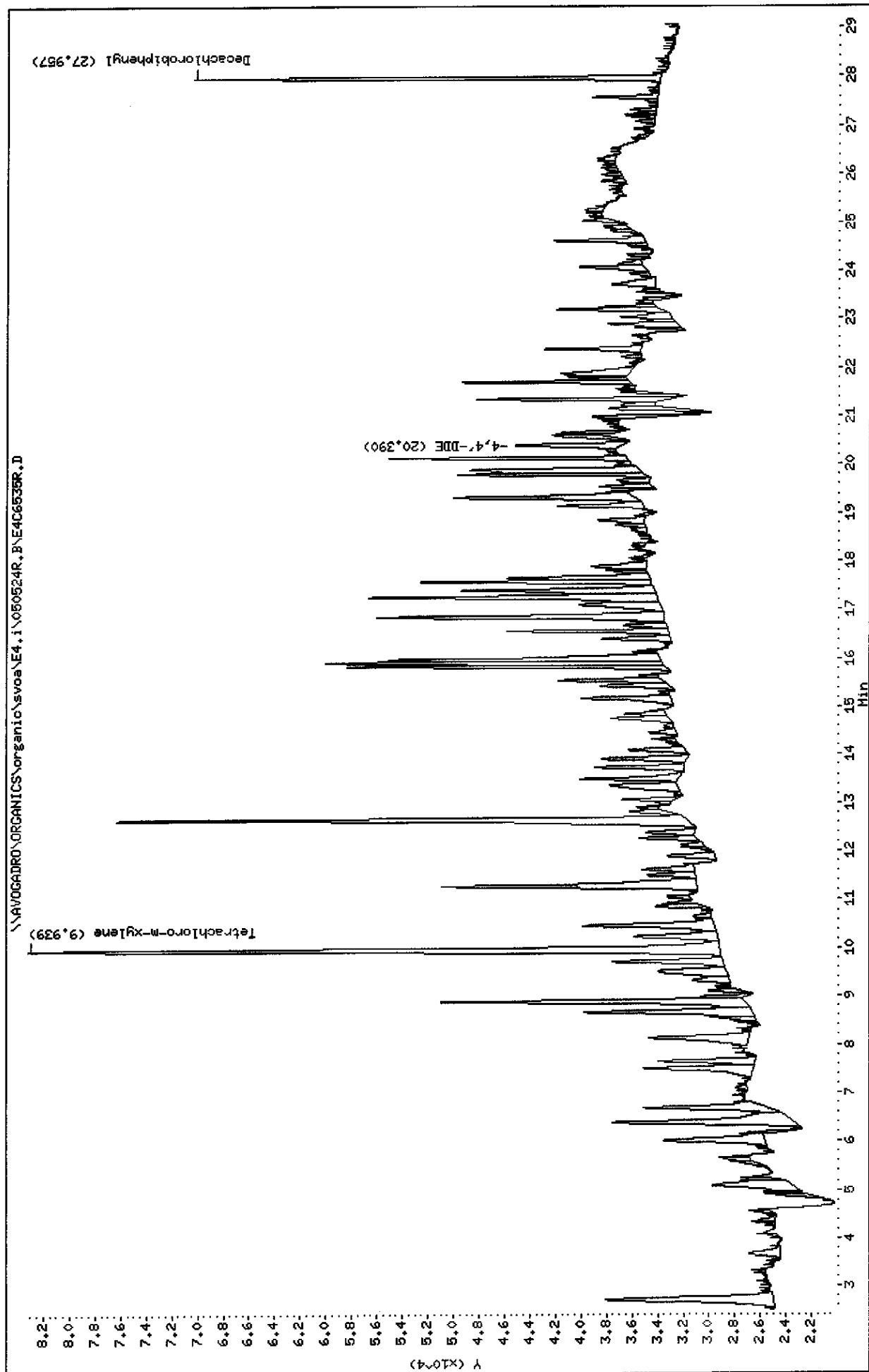
Volume Injected (uL): 1.0

Column phase: CLPPESTII

Instrument: E4.i

Operator: SRC: LINS

Column diameter: 0.53



Data File: E4C6535F.D  
Report Date: 01-Jun-2005 10:25

Mitkem Corporation

NYASP Pesticide Quantitation Report

Data file : \\AVOGADRO\ORGANICS\organic\svoa\E4.i\050524F.B\E4C6535F.D  
Lab Smp Id: D0529-03B Client Smp ID: RINSATE2  
Inj Date : 26-MAY-2005 18:12  
Operator : SRC: LIMS Inst ID: E4.i  
Smp Info : D0529-03B,,18090,clp.sub,,  
Misc Info :  
Comment :  
Method : \\AVOGADRO\ORGANICS\organic\svoa\E4.i\050524F.B\clp-1262e4f.m  
Meth Date : 27-May-2005 10:50 mtl Quant Type: ESTD  
Cal Date : 05-MAY-2005 00:50 Cal File: E4C6445F.D  
Als bottle: 11  
Dil Factor: 1.00000  
Integrator: Falcon Compound Sublist: clp.sub  
Subtraction File: \\AVOGADRO\ORGANICS  
Target Version: 4.03 Sample Matrix: WATER  
Processing Host: TARGET7

Concentration Formula: Amt \* DF \* Uf \* Vt / (Vo \* Vi)

Name	Value	Description
DF	1.000	Dilution Factor
Uf	1.000	Correction factor
Vt	10000.000	Volume of final extract (uL)
Vo	1000.000	Volume of sample extracted (mL)
Vi	1.000	Volume injected (uL)

CONCENTRATIONS						
			ON-COL	FINAL		
RT	EXP RT	DLT RT	RESPONSE ( ng)	( ug/L)	TARGET RANGE	RATIO
==	=====	=====	=====	=====	=====	=====
\$ 1 Tetrachloro-m-xylene CAS #: 877-09-8						
7.06	7.07	-0.010	906936	0.01950	0.19	
-----						
\$ 2 Decachlorobiphenyl CAS #: 2051-24-3						
24.5	24.5	0.000	839477	0.01814	0.18	
-----						
13 4,4'-DDE CAS #: 72-55-9						
16.6	16.6	0.000	530746	0.00906	0.091	(a)
-----						

6/1/05

Data File: E4C6535F.D  
Report Date: 01-Jun-2005 10:25

QC Flag Legend

a - Target compound detected but, quantitated amount  
Below Limit Of Quantitation(BLOQ).

Data File: E4C6535R.D  
Report Date: 01-Jun-2005 10:26

Mitkem Corporation

NYASP Pesticide Quantitation Report

Data file : \\AVOGADRO\ORGANICS\organic\svoa\E4.i\050524R.B\E4C6535R.D  
Lab Smp Id: D0529-03B Client Smp ID: RINSATE2  
Inj Date : 26-MAY-2005 18:12  
Operator : SRC: LIMS Inst ID: E4.i  
Smp Info : D0529-03B,,18090,clp.sub,,  
Misc Info :  
Comment :  
Method : \\AVOGADRO\ORGANICS\organic\svoa\E4.i\050524R.B\clp1262-e4r.m  
Meth Date : 27-May-2005 10:42 mtl Quant Type: ESTD  
Cal Date : 05-MAY-2005 00:50 Cal File: E4C6445R.D  
Als bottle: 11  
Dil Factor: 1.00000  
Integrator: Falcon Compound Sublist: clp.sub  
Subtraction File: \\AVOGADRO\ORGANICS  
Target Version: 4.03 Sample Matrix: WATER  
Processing Host: TARGET7

Concentration Formula:  $\text{Amt} * \text{DF} * \text{Uf} * \text{Vt} / (\text{Vo} * \text{Vi})$

Name	Value	Description
DF	1.000	Dilution Factor
Uf	1.000	Correction factor
Vt	10000.000	Volume of final extract (uL)
Vo	1000.000	Volume of sample extracted (mL)
Vi	1.000	Volume injected (uL)

CONCENTRATIONS						
			ON-COL	FINAL		
RT	EXP RT	DLT RT	RESPONSE ( ng)	( ug/L)	TARGET RANGE	RATIO
==	=====	=====	=====	=====	=====	=====
\$ 1 Tetrachloro-m-xylene CAS #: 877-09-8						
9.94	9.94	0.000	311500 0.03462	0.35		(R)
-----						
\$ 2 Decachlorobiphenyl CAS #: 2051-24-3						
28.0	28.0	0.000	119908 0.01781	0.18		
-----						
13 4,4'-DDE CAS #: 72-55-9						
20.4	20.4	0.000	38969 0.00450	0.045		(a)
-----						

✓

cl/rw

K



Data File: E4C6535R.D  
Report Date: 01-Jun-2005 10:26

QC Flag Legend

- a - Target compound detected but, quantitated amount  
Below Limit Of Quantitation(BLOQ).
- R - Spike/Surrogate failed recovery limits.

## PESTICIDE INITIAL CALIBRATION OF SINGLE COMPONENT ANALYTES

Lab Name: MITKEM CORPORATION Contract: \_\_\_\_\_Lab Code: MITKEM Case No.: \_\_\_\_\_ SAS No.: \_\_\_\_\_ SDG No.: D0529Instrument ID: E4 Level (x low): low 1.0 mid 4.0 high 16.0GC Column: CLPPEST ID: 0.53 (mm) Date(s) Analyzed: 05/04/05 05/05/05

COMPOUND	RT OF STANDARDS			MEAN RT	RT WINDOW	
	LOW	MID	HIGH		FROM	TO
=====	=====	=====	=====	=====	=====	=====
alpha-BHC	9.30	9.30	9.29	9.30	9.25	9.35
beta-BHC	10.95	10.94	10.93	10.94	10.89	10.99
delta-BHC	11.51	11.50	11.50	11.51	11.46	11.56
gamma-BHC (Lindane)	10.49	10.49	10.49	10.49	10.44	10.54
Heptachlor	12.15	12.14	12.15	12.15	12.10	12.20
Aldrin	13.12	13.12	13.12	13.12	13.07	13.17
Heptachlor epoxide	15.23	15.23	15.23	15.23	15.16	15.30
Endosulfan I	16.44	16.44	16.44	16.44	16.37	16.51
Dieldrin	17.22	17.22	17.22	17.22	17.15	17.29
4,4'-DDE	16.59	16.58	16.57	16.58	16.51	16.65
Endrin	17.91	17.91	17.91	17.91	17.84	17.98
Endosulfan II	18.69	18.67	18.66	18.68	18.61	18.75
4,4'-DDD	18.50	18.48	18.48	18.49	18.42	18.56
Endosulfan sulfate	21.21	21.21	21.20	21.21	21.14	21.28
4,4'-DDT	19.34	19.33	19.33	19.33	19.26	19.40
Methoxychlor	20.91	20.90	20.90	20.90	20.83	20.97
Endrin ketone	21.89	21.88	21.88	21.88	21.81	21.95
Endrin aldehyde	20.00	20.00	19.99	20.00	19.93	20.07
alpha-Chlordane	16.08	16.07	16.07	16.07	16.00	16.14
gamma-Chlordane	15.64	15.64	15.64	15.64	15.57	15.71
=====	=====	=====	=====	=====	=====	=====
Tetrachloro-m-xylene	7.07	7.07	7.06	7.07	7.02	7.12
Decachlorobiphenyl	24.53	24.52	24.52	24.52	24.42	24.62

\* Surrogate retention times are measured from Standard Mix A analyses.

Retention time windows are +/- 0.05 minutes for all compounds that elute before Heptachlor epoxide, +/- 0.07 minutes for all other compounds, except +/- 0.10 minutes for Decachlorobiphenyl.

## PESTICIDE INITIAL CALIBRATION OF SINGLE COMPONENT ANALYTES

Lab Name: MITKEM CORPORATION Contract: \_\_\_\_\_Lab Code: MITKEM Case No.: \_\_\_\_\_ SAS No.: \_\_\_\_\_ SDG No.: D0529Instrument ID: E4 Level (x low): low 1.0 mid 4.0 high 16.0GC Column: CLPPESTII ID: 0.53 (mm) Date(s) Analyzed: 05/04/05 05/05/05

COMPOUND	RT OF STANDARDS			MEAN RT	RT WINDOW	
	LOW	MID	HIGH		FROM	TO
alpha-BHC	12.54	12.54	12.54	12.54	12.49	12.59
beta-BHC	14.33	14.33	14.33	14.33	14.28	14.38
delta-BHC	15.36	15.36	15.36	15.36	15.31	15.41
gamma-BHC (Lindane)	13.92	13.92	13.92	13.92	13.87	13.97
Heptachlor	15.46	15.46	15.46	15.46	15.41	15.51
Aldrin	16.55	16.55	16.55	16.55	16.50	16.60
Heptachlor epoxide	18.59	18.59	18.59	18.59	18.52	18.66
Endosulfan I	19.83	19.83	19.83	19.83	19.76	19.90
Dieldrin	20.67	20.67	20.67	20.67	20.60	20.74
4,4'-DDE	20.37	20.36	20.36	20.36	20.29	20.43
Endrin	21.53	21.53	21.53	21.53	21.46	21.60
Endosulfan II	22.14	22.14	22.13	22.14	22.07	22.21
4,4'-DDD	22.00	22.00	22.00	22.00	21.93	22.07
Endosulfan sulfate	23.75	23.75	23.75	23.75	23.68	23.82
4,4'-DDT	22.81	22.81	22.81	22.81	22.74	22.88
Methoxychlor	24.57	24.57	24.57	24.57	24.50	24.64
Endrin ketone	25.03	25.03	25.03	25.03	24.96	25.10
Endrin aldehyde	23.05	23.05	23.05	23.05	22.98	23.12
alpha-Chlordane	19.71	19.71	19.71	19.71	19.64	19.78
gamma-Chlordane	19.23	19.23	19.23	19.23	19.16	19.30
Tetrachloro-m-xylene	9.94	9.94	9.94	9.94	9.89	9.99
Decachlorobiphenyl	27.96	27.95	27.95	27.95	27.85	28.05

\* Surrogate retention times are measured from Standard Mix A analyses.

Retention time windows are +/- 0.05 minutes for all compounds that elute before Heptachlor epoxide, +/- 0.07 minutes for all other compounds, except +/- 0.10 minutes for Decachlorobiphenyl.

## PESTICIDE INITIAL CALIBRATION OF SINGLE COMPONENT ANALYTES

Lab Name: MITKEM CORPORATION Contract: \_\_\_\_\_Lab Code: MITKEM Case No.: \_\_\_\_\_ SAS No.: \_\_\_\_\_ SDG No.: D0529Instrument ID: E4 Level (x low): low 1.0 mid 4.0 high 16.0GC Column: CLPPEST ID: 0.53 (mm) Date(s) Analyzed: 05/04/05 05/05/05

COMPOUND	CALIBRATION FACTORS				%RSD
	LOW	MID	HIGH	MEAN	
alpha-BHC	62907600	75200950	77242913	71783821	10.8
beta-BHC	24650200	25860200	27273100	25927833	5.1
delta-BHC	47206000	58040000	67251975	57499325	17.5
gamma-BHC (Lindane)	58792400	69823350	70224950	66280233	9.8
Heptachlor	62739200	68196300	66531525	65822342	4.2
Aldrin	58897000	62538950	65859413	62431788	5.6
Heptachlor epoxide	57890000	59729000	60252163	59290388	2.1
Endosulfan I	54774200	59636900	55719188	56710096	4.5
Dieldrin	59797900	66337325	62029994	62721740	5.3
4,4'-DDE	54982400	58597625	60275556	57951860	4.7
Endrin	49520400	55058525	50990731	51856552	5.5
Endosulfan II	49474400	51796500	51380544	50883815	2.4
4,4'-DDD	41931100	49192900	48450563	46524854	8.6
Endosulfan sulfate	29051500	36132000	40265475	35149658	16.1
4,4'-DDT	39382200	47310800	48477225	45056742	11.0
Methoxychlor	19894960	21936000	19816026	20548995	5.8
Endrin ketone	31332100	36143575	40311150	35928942	12.5
Endrin aldehyde	35399800	38141000	37996194	37178998	4.1
alpha-Chlordane	56014800	57566050	59715488	57765446	3.2
gamma-Chlordane	59700000	62606750	65441925	62582892	4.6
Tetrachloro-m-xylene	44114600	46520100	43834488	44823063	3.3
Decachlorobiphenyl	45860300	46270550	42522563	44884471	4.6

\* Surrogate calibration factors are measured from Standard Mix A analyses.

## PESTICIDE INITIAL CALIBRATION OF SINGLE COMPONENT ANALYTES

Lab Name: MITKEM CORPORATION Contract: \_\_\_\_\_Lab Code: MITKEM Case No.: \_\_\_\_\_ SAS No.: \_\_\_\_\_ SDG No.: D0529Instrument ID: E4 Level (x low): low 1.0 mid 4.0 high 16.0GC Column: CLPPESTII ID: 0.53 (mm) Date(s) Analyzed: 05/04/05 05/05/05

COMPOUND	CALIBRATION FACTORS			MEAN	%RSD
	LOW	MID	HIGH		
alpha-BHC	11055000	12533900	13362288	12317063	9.5
beta-BHC	5447400	5307950	5239475	5331608	2.0
delta-BHC	8921400	9904700	11857638	10227913	14.6
gamma-BHC (Lindane)	10437800	11724300	12297250	11486450	8.3
Heptachlor	11925800	12542550	12513000	12327117	2.8
Aldrin	9749200	9919100	10975450	10214583	6.5
Heptachlor epoxide	9819200	9831750	10391588	10014179	3.3
Endosulfan I	9386600	9885500	9616600	9629567	2.6
Dieldrin	8604200	10291750	10447506	9781152	10.5
4,4'-DDE	7590600	8659425	9878531	8709519	13.1
Endrin	6955700	7890400	8140256	7662119	8.1
Endosulfan II	6904300	7275875	7898988	7359721	6.8
4,4'-DDD	5222700	6387475	6809763	6139979	13.4
Endosulfan sulfate	3091100	4407350	5714681	4404377	29.8
4,4'-DDT	5704100	6983400	7314956	6667485	12.8
Methoxychlor	2921260	3398855	3322256	3214124	8.0
Endrin ketone	3227200	4150750	5359775	4245908	25.2
Endrin aldehyde	4980500	5345450	5743625	5356525	7.1
alpha-Chlordane	9742200	9529350	10062325	9777958	2.7
gamma-Chlordane	9811600	9950000	10599638	10120413	4.2
Tetrachloro-m-xylene	8970000	8996800	8264838	8743879	4.7
Decachlorobiphenyl	6553900	6731800	6057000	6447567	5.4

\* Surrogate calibration factors are measured from Standard Mix A analyses.

## PESTICIDE INITIAL CALIBRATION OF MULTICOMPONENT ANALYTES

Lab Name: MITKEM CORPORATION Contract: \_\_\_\_\_Lab Code: MITKEM Case No.: \_\_\_\_\_ SAS No.: \_\_\_\_\_ SDG No.: D0529Instrument ID: E4 Date(s) Analyzed: 05/04/05 05/05/05GC Column: CLPPEST ID: 0.53 (mm)

COMPOUND	AMOUNT (ng)	PEAK1	RT	RT WINDOW FROM	TO	CALIBRATION FACTOR
=====	=====	=====	=====	=====	=====	=====
Toxaphene	0.50	1	19.88	19.81	19.95	2389522
		2	20.29	20.22	20.36	3218054
		3	20.87	20.80	20.94	3931340
		4				
		5				
Aroclor-1016	0.10	1	8.67	8.60	8.74	657500
		2	10.00	9.93	10.07	1491650
		3	11.66	11.59	11.73	3093500
		4				
		5				
Aroclor-1221	0.20	1	7.94	7.87	8.01	381505
		2	8.51	8.44	8.58	249670
		3	8.66	8.59	8.73	1113410
		4				
		5				
Aroclor-1232	0.10	1	8.67	8.60	8.74	732570
		2	10.01	9.94	10.08	661240
		3	11.67	11.60	11.74	1181090
		4				
		5				
Aroclor-1242	0.10	1	10.69	10.62	10.76	387080
		2	13.50	13.43	13.57	1167600
		3	13.78	13.71	13.85	281270
		4				
		5				
Aroclor-1248	0.10	1	13.50	13.43	13.57	1995310
		2	14.91	14.84	14.98	1423920
		3	15.47	15.40	15.54	936460
		4				
		5				
Aroclor-1254	0.10	1	15.61	15.54	15.68	2338150
		2	16.85	16.78	16.92	3121040
		3	17.74	17.67	17.81	2967780
		4				
		5				
Aroclor-1260	0.10	1	19.20	19.13	19.27	4863120
		2	21.13	21.06	21.20	5758900
		3	21.86	21.79	21.93	2742900
		4				
		5				

1 At least 3 peaks for each column are required for identification of multicomponent analytes.

## PESTICIDE INITIAL CALIBRATION OF MULTICOMPONENT ANALYTES

Lab Name: MITKEM CORPORATION Contract: \_\_\_\_\_Lab Code: MITKEM Case No.: \_\_\_\_\_ SAS No.: \_\_\_\_\_ SDG No.: D0529Instrument ID: E4 Date(s) Analyzed: 05/04/05 05/05/05GC Column: CLPPESTII ID: 0.53 (mm)

COMPOUND =====	AMOUNT (ng) =====	PEAK1 =====	RT =====	RT WINDOW FROM TO =====		CALIBRATION FACTOR =====
Toxaphene	0.50	1	22.37	22.30	22.44	416430
		2	23.07	23.00	23.14	362448
		3	24.33	24.26	24.40	485010
		4				
		5				
Aroclor-1016	0.10	1	12.04	11.97	12.11	171410
		2	13.58	13.51	13.65	336630
		3	15.21	15.14	15.28	691010
		4				
		5				
Aroclor-1221	0.20	1	8.07	8.00	8.14	72660
		2	11.26	11.19	11.33	91095
		3	12.04	11.97	12.11	236595
		4				
		5				
Aroclor-1232	0.10	1	13.58	13.51	13.65	146940
		2	15.21	15.14	15.28	288110
		3	15.67	15.60	15.74	112970
		4				
		5				
Aroclor-1242	0.10	1	15.20	15.13	15.27	534010
		2	16.01	15.94	16.08	130040
		3	16.39	16.32	16.46	115240
		4				
		5				
Aroclor-1248	0.10	1	16.52	16.45	16.59	211780
		2	17.27	17.20	17.34	293660
		3	17.66	17.59	17.73	309710
		4				
		5				
Aroclor-1254	0.10	1	18.69	18.62	18.76	340570
		2	20.38	20.31	20.45	262610
		3	20.72	20.65	20.79	477980
		4				
		5				
Aroclor-1260	0.10	1	21.86	21.79	21.93	401260
		2	22.80	22.73	22.87	526840
		3	24.39	24.32	24.46	528810
		4				
		5				

1 At least 3 peaks for each column are required for identification of multicomponent analytes.

6H  
PESTICIDE ANALYTE RESOLUTION SUMMARY

Lab Name: MITKEM CORPORATION Contract: \_\_\_\_\_  
 Lab Code: MITKEM Case No.: \_\_\_\_\_ SAS No.: \_\_\_\_\_ SDG No.: D0529  
 GC Column (1): CLPPEST ID: 0.53 (mm) Instrument ID (1): E4  
 EPA Sample No. (RESC##): RESCC1 Lab Sample ID (1): RESCC1  
 Date Analyzed (1): 05/04/05 Time Analyzed (1): 1623

	ANALYTE	RT	RESOLUTION (%)
	=====	=====	=====
01	Tetrachloro-m-xylene	7.07	100.0
02	gamma-Chlordane	15.64	100.0
03	Endosulfan I	16.44	86.7
04	4,4'-DDE	16.58	100.0
05	Dieldrin	17.23	100.0
06	Methoxychlor	20.91	98.2
07	Endosulfan sulfate	21.21	100.0
08	Endrin ketone	21.89	100.0
09	Decachlorobiphenyl	24.53	

GC Column (2): CLPPESTII ID: 0.53 (mm) Instrument ID (2): E4  
 EPA Sample No. (RESC##): RESCC1 Lab Sample ID (2): RESCC1  
 Date Analyzed (2): 05/04/05 Time Analyzed (2): 1623

	ANALYTE	RT	RESOLUTION (%)
	=====	=====	=====
01	Tetrachloro-m-xylene	9.94	100.0
02	gamma-Chlordane	19.23	100.0
03	Endosulfan I	19.84	100.0
04	4,4'-DDE	20.36	100.0
05	Dieldrin	20.67	100.0
06	Endosulfan sulfate	23.75	100.0
07	Methoxychlor	24.57	100.0
08	Endrin ketone	25.03	100.0
09	Decachlorobiphenyl	27.96	



6I  
PERFORMANCE EVALUATION MIXTURE (PEM)

Lab Name: MITKEM CORPORATION Contract: \_\_\_\_\_  
 Lab Code: MITKEM Case No.: \_\_\_\_\_ SAS No.: \_\_\_\_\_ SDG No.: D0529  
 GC Column (1): CLPPEST ID: 0.53 (mm) Instrument ID (1): E4  
 EPA Sample No. (PEM##): PEMC1 Lab Sample ID (1): PEMC1  
 Date Analyzed (1): 05/04/05 Time Analyzed (1): 1659

	ANALYTE	RT	RESOLUTION (%)
	=====	=====	=====
01	Tetrachloro-m-xylene	7.06	100.0
02	alpha-BHC	9.30	100.0
03	gamma-BHC (Lindane)	10.49	100.0
04	beta-BHC	10.94	100.0
05	Endrin	17.91	100.0
06	4,4'-DDT	19.33	100.0
07	Methoxychlor	20.90	100.0
08	Decachlorobiphenyl	24.53	

GC Column (2): CLPPESTII ID: 0.53 (mm) Instrument ID (2): E4  
 EPA Sample No. (PEM##): PEMC1 Lab Sample ID (2): PEMC1  
 Date Analyzed (2): 05/04/05 Time Analyzed (2): 1659

	ANALYTE	RT	RESOLUTION (%)
	=====	=====	=====
01	Tetrachloro-m-xylene	9.94	100.0
02	alpha-BHC	12.54	100.0
03	gamma-BHC (Lindane)	13.92	100.0
04	beta-BHC	14.33	100.0
05	Endrin	21.53	100.0
06	4,4'-DDT	22.81	100.0
07	Methoxychlor	24.57	100.0
08	Decachlorobiphenyl	27.96	

6I  
PERFORMANCE EVALUATION MIXTURE (PEM)

Lab Name: MITKEM CORPORATION Contract: \_\_\_\_\_  
 Lab Code: MITKEM Case No.: \_\_\_\_\_ SAS No.: \_\_\_\_\_ SDG No.: D0529  
 GC Column (1): CLPPEST ID: 0.53 (mm) Instrument ID (1): E4  
 EPA Sample No. (PEM##): PEMC2 Lab Sample ID (1): PEMC2  
 Date Analyzed (1): 05/05/05 Time Analyzed (1): 0203

	ANALYTE	RT	RESOLUTION (%)
	=====	=====	=====
01	Tetrachloro-m-xylene	7.07	100.0
02	alpha-BHC	9.30	100.0
03	gamma-BHC (Lindane)	10.49	100.0
04	beta-BHC	10.94	100.0
05	Endrin	17.91	100.0
06	4,4'-DDT	19.33	100.0
07	Methoxychlor	20.90	100.0
08	Decachlorobiphenyl	24.53	

GC Column (2): CLPPESTII ID: 0.53 (mm) Instrument ID (2): E4  
 EPA Sample No. (PEM##): PEMC2 Lab Sample ID (2): PEMC2  
 Date Analyzed (2): 05/05/05 Time Analyzed (2): 0203

	ANALYTE	RT	RESOLUTION (%)
	=====	=====	=====
01	Tetrachloro-m-xylene	9.94	100.0
02	alpha-BHC	12.54	100.0
03	gamma-BHC (Lindane)	13.92	100.0
04	beta-BHC	14.33	100.0
05	Endrin	21.53	100.0
06	4,4'-DDT	22.81	100.0
07	Methoxychlor	24.57	100.0
08	Decachlorobiphenyl	27.96	

6I  
PERFORMANCE EVALUATION MIXTURE (PEM)

Lab Name: MITKEM CORPORATION Contract: \_\_\_\_\_  
 Lab Code: MITKEM Case No.: \_\_\_\_\_ SAS No.: \_\_\_\_\_ SDG No.: D0529  
 GC Column (1): CLPPEST ID: 0.53 (mm) Instrument ID (1): E4  
 EPA Sample No. (PEM##): PEMCG Lab Sample ID (1): PEMCG  
 Date Analyzed (1): 05/26/05 Time Analyzed (1): 0622

	ANALYTE	RT	RESOLUTION (%)
	=====	=====	=====
01	Tetrachloro-m-xylene	7.06	100.0
02	alpha-BHC	9.29	100.0
03	gamma-BHC (Lindane)	10.49	100.0
04	beta-BHC	10.94	100.0
05	Endrin	17.91	100.0
06	4,4'-DDT	19.33	100.0
07	Methoxychlor	20.90	100.0
08	Decachlorobiphenyl	24.52	

GC Column (2): CLPPESTII ID: 0.53 (mm) Instrument ID (2): E4  
 EPA Sample No. (PEM##): PEMCG Lab Sample ID (2): PEMCG  
 Date Analyzed (2): 05/26/05 Time Analyzed (2): 0622

	ANALYTE	RT	RESOLUTION (%)
	=====	=====	=====
01	Tetrachloro-m-xylene	9.94	100.0
02	alpha-BHC	12.54	100.0
03	gamma-BHC (Lindane)	13.91	100.0
04	beta-BHC	14.33	100.0
05	Endrin	21.53	100.0
06	4,4'-DDT	22.81	100.0
07	Methoxychlor	24.57	100.0
08	Decachlorobiphenyl	27.95	

6I  
PERFORMANCE EVALUATION MIXTURE (PEM)

Lab Name: MITKEM CORPORATION Contract: \_\_\_\_\_  
 Lab Code: MITKEM Case No.: \_\_\_\_\_ SAS No.: \_\_\_\_\_ SDG No.: D0529  
 GC Column (1): CLPPEST ID: 0.53 (mm) Instrument ID (1): E4  
 EPA Sample No. (PEM##): PEMCI Lab Sample ID (1): PEMCI  
 Date Analyzed (1): 05/26/05 Time Analyzed (1): 2149

	ANALYTE	RT	RESOLUTION (%)
	=====	=====	=====
01	Tetrachloro-m-xylene	7.06	100.0
02	alpha-BHC	9.30	100.0
03	gamma-BHC (Lindane)	10.49	100.0
04	beta-BHC	10.94	100.0
05	Endrin	17.91	100.0
06	4,4'-DDT	19.33	100.0
07	Methoxychlor	20.90	100.0
08	Decachlorobiphenyl	24.52	

GC Column (2): CLPPESTII ID: 0.53 (mm) Instrument ID (2): E4  
 EPA Sample No. (PEM##): PEMCI Lab Sample ID (2): PEMCI  
 Date Analyzed (2): 05/26/05 Time Analyzed (2): 2149

	ANALYTE	RT	RESOLUTION (%)
	=====	=====	=====
01	Tetrachloro-m-xylene	9.94	100.0
02	alpha-BHC	12.54	100.0
03	gamma-BHC (Lindane)	13.92	100.0
04	beta-BHC	14.33	100.0
05	Endrin	21.53	100.0
06	4,4'-DDT	22.81	100.0
07	Methoxychlor	24.57	100.0
08	Decachlorobiphenyl	27.96	

6J  
INDIVIDUAL STANDARD MIXTURE A

Lab Name: MITKEM CORPORATION Contract: \_\_\_\_\_  
 Lab Code: MITKEM Case No.: \_\_\_\_\_ SAS No.: \_\_\_\_\_ SDG No.: D0529  
 GC Column (1): CLPPEST ID: 0.53 (mm) Instrument ID (1): E4  
 EPA Sample No. (INDAM##): INDAMC1 Lab Sample ID (1): INDAMC1  
 Date Analyzed (1): 05/04/05 Time Analyzed (1): 2302

	ANALYTE	RT	RESOLUTION (%)
	=====	=====	=====
01	Tetrachloro-m-xylene	7.07	100.0
02	alpha-BHC	9.30	100.0
03	gamma-BHC (Lindane)	10.49	100.0
04	Heptachlor	12.14	100.0
05	Endosulfan I	16.44	100.0
06	Dieldrin	17.22	100.0
07	Endrin	17.91	100.0
08	4,4'-DDD	18.48	100.0
09	4,4'-DDT	19.33	100.0
10	Methoxychlor	20.90	100.0
11	Decachlorobiphenyl	24.52	

GC Column (2): CLPPESTII ID: 0.53 (mm) Instrument ID (2): E4  
 EPA Sample No. (INDAM##): INDAMC1 Lab Sample ID (2): INDAMC1  
 Date Analyzed (2): 05/04/05 Time Analyzed (2): 2302

	ANALYTE	RT	RESOLUTION (%)
	=====	=====	=====
01	Tetrachloro-m-xylene	9.94	100.0
02	alpha-BHC	12.54	100.0
03	gamma-BHC (Lindane)	13.92	100.0
04	Heptachlor	15.46	100.0
05	Endosulfan I	19.83	100.0
06	Dieldrin	20.67	100.0
07	Endrin	21.53	100.0
08	4,4'-DDD	22.00	100.0
09	4,4'-DDT	22.81	100.0
10	Methoxychlor	24.57	100.0
11	Decachlorobiphenyl	27.95	

6K  
INDIVIDUAL STANDARD MIXTURE B

Lab Name: MITKEM CORPORATION Contract: \_\_\_\_\_  
 Lab Code: MITKEM Case No.: \_\_\_\_\_ SAS No.: \_\_\_\_\_ SDG No.: D0529  
 GC Column (1): CLPPEST ID: 0.53 (mm) Instrument ID (1): E4  
 EPA Sample No. (INDBM##): INDBMC1 Lab Sample ID (1): INDBMC1  
 Date Analyzed (1): 05/04/05 Time Analyzed (1): 2338

	ANALYTE	RT	RESOLUTION (%)
	=====	=====	=====
01	Tetrachloro-m-xylene	7.07	100.0
02	beta-BHC	10.94	100.0
03	delta-BHC	11.50	100.0
04	Aldrin	13.12	100.0
05	Heptachlor epoxide	15.23	100.0
06	gamma-Chlordane	15.64	100.0
07	alpha-Chlordane	16.07	100.0
08	4,4'-DDE	16.58	100.0
09	Endosulfan II	18.67	100.0
10	Endrin aldehyde	20.00	100.0
11	Endosulfan sulfate	21.21	100.0
12	Endrin ketone	21.88	100.0
13	Decachlorobiphenyl	24.52	

GC Column (2): CLPPESTII ID: 0.53 (mm) Instrument ID (2): E4  
 EPA Sample No. (INDBM##): INDBMC1 Lab Sample ID (2): INDBMC1  
 Date Analyzed (2): 05/04/05 Time Analyzed (2): 2338

	ANALYTE	RT	RESOLUTION (%)
	=====	=====	=====
01	Tetrachloro-m-xylene	9.93	100.0
02	beta-BHC	14.33	100.0
03	delta-BHC	15.36	100.0
04	Aldrin	16.55	100.0
05	Heptachlor epoxide	18.59	100.0
06	gamma-Chlordane	19.23	100.0
07	alpha-Chlordane	19.71	100.0
08	4,4'-DDE	20.36	100.0
09	Endosulfan II	22.14	100.0
10	Endrin aldehyde	23.05	100.0
11	Endosulfan sulfate	23.75	100.0
12	Endrin ketone	25.03	100.0
13	Decachlorobiphenyl	27.96	

7E  
PESTICIDE CALIBRATION VERIFICATION SUMMARY

Lab Name: MITKEM CORPORATION Contract: \_\_\_\_\_

Lab Code: MITKEM Case No.: \_\_\_\_\_ SAS No.: \_\_\_\_\_ SDG No.: D0529

GC Column: CLPPEST ID: 0.53 (mm) Init. Calib. Date(s): 05/04/05 05/05/05

EPA Sample No. (PIBLK##): \_\_\_\_\_ Date Analyzed : \_\_\_\_\_

Lab Sample ID (PIBLK) : \_\_\_\_\_ Time Analyzed : \_\_\_\_\_

EPA Sample No. (PEM##) : PEMC1 Date Analyzed : 05/04/05

Lab Sample ID (PEM) : PEMC1 Time Analyzed : 1659

PEM COMPOUND	RT	RT WINDOW FROM TO		CALC AMOUNT (ng)	NOM AMOUNT (ng)	%D
=====	=====	=====	=====	=====	=====	=====
alpha-BHC	9.30	9.25	9.35	0.009	0.010	-10.0
beta-BHC	10.94	10.89	10.99	0.010	0.010	0.0
gamma-BHC (Lindane)	10.49	10.44	10.54	0.009	0.010	-10.0
Endrin	17.91	17.84	17.98	0.052	0.050	4.0
4,4'-DDT	19.33	19.26	19.40	0.098	0.10	-2.0
Methoxychlor	20.90	20.83	20.97	0.227	0.25	-9.2

4,4'-DDT % Breakdown (1): 0.00 Endrin % Breakdown (1): 0.00

Combined % Breakdown (1): 0.00

7E  
PESTICIDE CALIBRATION VERIFICATION SUMMARY

Lab Name: MITKEM CORPORATION Contract: \_\_\_\_\_

Lab Code: MITKEM Case No.: \_\_\_\_\_ SAS No.: \_\_\_\_\_ SDG No.: D0529

GC Column: CLPPESTII ID: 0.53 (mm) Init. Calib. Date(s): 05/04/05 05/05/05

EPA Sample No. (PIBLK##): \_\_\_\_\_ Date Analyzed : \_\_\_\_\_

Lab Sample ID (PIBLK) : \_\_\_\_\_ Time Analyzed : \_\_\_\_\_

EPA Sample No. (PEM##) : PEMC1 Date Analyzed : 05/04/05

Lab Sample ID (PEM) : PEMC1 Time Analyzed : 1659

PEM COMPOUND	RT	RT WINDOW		CALC AMOUNT (ng)	NOM AMOUNT (ng)	%D
=====	=====	=====	=====	=====	=====	=====
alpha-BHC	12.54	12.49	12.59	0.009	0.010	-10.0
beta-BHC	14.33	14.28	14.38	0.010	0.010	0.0
gamma-BHC (Lindane)	13.92	13.87	13.97	0.009	0.010	-10.0
Endrin	21.53	21.46	21.60	0.051	0.050	2.0
4,4'-DDT	22.81	22.74	22.88	0.093	0.10	-7.0
Methoxychlor	24.57	24.50	24.64	0.219	0.25	-12.4

4,4'-DDT % Breakdown (1): 0.00 Endrin % Breakdown (1): 0.00

Combined % Breakdown (1): 0.00



7E  
PESTICIDE CALIBRATION VERIFICATION SUMMARY

Lab Name: MITKEM CORPORATION Contract: \_\_\_\_\_

Lab Code: MITKEM Case No.: \_\_\_\_\_ SAS No.: \_\_\_\_\_ SDG No.: D0529

GC Column: CLPPEST ID: 0.53 (mm) Init. Calib. Date(s): 05/04/05 05/05/05

EPA Sample No. (PIBLK##): PIBLKC2 Date Analyzed : 05/05/05

Lab Sample ID (PIBLK) : PIBLKC2 Time Analyzed : 0127

EPA Sample No. (PEM##) : PEMC2 Date Analyzed : 05/05/05

Lab Sample ID (PEM) : PEMC2 Time Analyzed : 0203

PEM COMPOUND	RT	RT WINDOW		CALC AMOUNT (ng)	NOM AMOUNT (ng)	%D
=====	=====	=====	=====	=====	=====	=====
alpha-BHC	9.30	9.25	9.35	0.009	0.010	-10.0
beta-BHC	10.94	10.89	10.99	0.010	0.010	0.0
gamma-BHC (Lindane)	10.49	10.44	10.54	0.009	0.010	-10.0
Endrin	17.91	17.84	17.98	0.052	0.050	4.0
4,4'-DDT	19.33	19.26	19.40	0.096	0.10	-4.0
Methoxychlor	20.90	20.83	20.97	0.223	0.25	-10.8

4,4'-DDT % Breakdown (1): 0.00 Endrin % Breakdown (1): 0.00

Combined % Breakdown (1): 0.00

7E  
PESTICIDE CALIBRATION VERIFICATION SUMMARY

Lab Name: MITKEM CORPORATION Contract: \_\_\_\_\_  
 Lab Code: MITKEM Case No.: \_\_\_\_\_ SAS No.: \_\_\_\_\_ SDG No.: D0529  
 GC Column: CLPPESTII ID: 0.53 (mm) Init. Calib. Date(s): 05/04/05 05/05/05  
 EPA Sample No. (PIBLK##): PIBLKC2 Date Analyzed : 05/05/05  
 Lab Sample ID (PIBLK) : PIBLKC2 Time Analyzed : 0127  
 EPA Sample No. (PEM##) : PEMC2 Date Analyzed : 05/05/05  
 Lab Sample ID (PEM) : PEMC2 Time Analyzed : 0203

PEM COMPOUND	RT	RT WINDOW FROM TO		CALC AMOUNT (ng)	NOM AMOUNT (ng)	%D
=====	=====	=====	=====	=====	=====	=====
alpha-BHC	12.54	12.49	12.59	0.009	0.010	-10.0
beta-BHC	14.33	14.28	14.38	0.010	0.010	0.0
gamma-BHC (Lindane)	13.92	13.87	13.97	0.009	0.010	-10.0
Endrin	21.53	21.46	21.60	0.052	0.050	4.0
4,4'-DDT	22.81	22.74	22.88	0.096	0.10	-4.0
Methoxychlor	24.57	24.50	24.64	0.215	0.25	-14.0

4,4'-DDT % Breakdown (1): 0.00 Endrin % Breakdown (1): 0.00  
 Combined % Breakdown (1): 0.00

## PESTICIDE CALIBRATION VERIFICATION SUMMARY

Lab Name: MITKEM CORPORATION Contract: \_\_\_\_\_

Lab Code: MITKEM Case No.: \_\_\_\_\_ SAS No.: \_\_\_\_\_ SDG No.: D0529

GC Column: CLPPEST ID: 0.53 (mm) Init. Calib. Date(s): 05/04/05 05/05/05

EPA Sample No. (PIBLK##): PIBLKCG Date Analyzed : 05/26/05

Lab Sample ID (PIBLK) : PIBLKCG Time Analyzed : 0546

EPA Sample No. (PEM##) : PEMCG Date Analyzed : 05/26/05

Lab Sample ID (PEM) : PEMCG Time Analyzed : 0622

PEM COMPOUND	RT	RT WINDOW		CALC AMOUNT (ng)	NOM AMOUNT (ng)	%D
=====	=====	=====	=====	=====	=====	=====
alpha-BHC	9.29	9.25	9.35	0.010	0.010	0.0
beta-BHC	10.94	10.89	10.99	0.012	0.010	20.0
gamma-BHC (Lindane)	10.49	10.44	10.54	0.010	0.010	0.0
Endrin	17.91	17.84	17.98	0.057	0.050	14.0
4,4'-DDT	19.33	19.26	19.40	0.104	0.10	4.0
Methoxychlor	20.90	20.83	20.97	0.231	0.25	-7.6

4,4'-DDT % Breakdown (1): 0.00 Endrin % Breakdown (1): 0.00

Combined % Breakdown (1): 0.00

7E  
PESTICIDE CALIBRATION VERIFICATION SUMMARY

Lab Name: MITKEM CORPORATION Contract: \_\_\_\_\_

Lab Code: MITKEM Case No.: \_\_\_\_\_ SAS No.: \_\_\_\_\_ SDG No.: D0529

GC Column: CLPPESTII ID: 0.53 (mm) Init. Calib. Date(s): 05/04/05 05/05/05

EPA Sample No. (PIBLK##): PIBLKCG Date Analyzed : 05/26/05

Lab Sample ID (PIBLK) : PIBLKCG Time Analyzed : 0546

EPA Sample No. (PEM##) : PEMCG Date Analyzed : 05/26/05

Lab Sample ID (PEM) : PEMCG Time Analyzed : 0622

PEM COMPOUND	RT	RT WINDOW FROM TO		CALC AMOUNT (ng)	NOM AMOUNT (ng)	%D
=====	=====	=====	=====	=====	=====	=====
alpha-BHC	12.54	12.49	12.59	0.010	0.010	0.0
beta-BHC	14.33	14.28	14.38	0.011	0.010	10.0
gamma-BHC (Lindane)	13.91	13.87	13.97	0.010	0.010	0.0
Endrin	21.53	21.46	21.60	0.060	0.050	20.0
4,4'-DDT	22.81	22.74	22.88	0.111	0.10	11.0
Methoxychlor	24.57	24.50	24.64	0.244	0.25	-2.4

4,4'-DDT % Breakdown (1): 0.00 Endrin % Breakdown (1): 0.00

Combined % Breakdown (1): 0.00

7E  
PESTICIDE CALIBRATION VERIFICATION SUMMARY

Lab Name: MITKEM CORPORATION Contract: \_\_\_\_\_

Lab Code: MITKEM Case No.: \_\_\_\_\_ SAS No.: \_\_\_\_\_ SDG No.: D0529

GC Column: CLPPEST ID: 0.53 (mm) Init. Calib. Date(s): 05/04/05 05/05/05

EPA Sample No. (PIBLK##): PIBLKCI Date Analyzed : 05/26/05

Lab Sample ID (PIBLK) : PIBLKCI Time Analyzed : 2113

EPA Sample No. (PEM##) : PEMCI Date Analyzed : 05/26/05

Lab Sample ID (PEM) : PEMCI Time Analyzed : 2149

PEM COMPOUND	RT	RT WINDOW FROM TO		CALC AMOUNT (ng)	NOM AMOUNT (ng)	%D
=====	=====	=====	=====	=====	=====	=====
alpha-BHC	9.30	9.25	9.35	0.010	0.010	0.0
beta-BHC	10.94	10.89	10.99	0.012	0.010	20.0
gamma-BHC (Lindane)	10.49	10.44	10.54	0.010	0.010	0.0
Endrin	17.91	17.84	17.98	0.058	0.050	16.0
4,4'-DDT	19.33	19.26	19.40	0.108	0.10	8.0
Methoxychlor	20.90	20.83	20.97	0.242	0.25	-3.2

4,4'-DDT % Breakdown (1): 0.00 Endrin % Breakdown (1): 0.00

Combined % Breakdown (1): 0.00

7E  
PESTICIDE CALIBRATION VERIFICATION SUMMARY

Lab Name: MITKEM CORPORATION Contract: \_\_\_\_\_

Lab Code: MITKEM Case No.: \_\_\_\_\_ SAS No.: \_\_\_\_\_ SDG No.: D0529

GC Column: CLPPESTII ID: 0.53 (mm) Init. Calib. Date(s): 05/04/05 05/05/05

EPA Sample No. (PIBLK##): PIBLKCI Date Analyzed : 05/26/05

Lab Sample ID (PIBLK) : PIBLKCI Time Analyzed : 2113

EPA Sample No. (PEM##) : PEMCI Date Analyzed : 05/26/05

Lab Sample ID (PEM) : PEMCI Time Analyzed : 2149

PEM COMPOUND	RT	RT WINDOW FROM TO		CALC AMOUNT (ng)	NOM AMOUNT (ng)	%D
=====	=====	=====	=====	=====	=====	=====
alpha-BHC	12.54	12.49	12.59	0.010	0.010	0.0
beta-BHC	14.33	14.28	14.38	0.011	0.010	10.0
gamma-BHC (Lindane)	13.92	13.87	13.97	0.010	0.010	0.0
Endrin	21.53	21.46	21.60	0.061	0.050	22.0
4,4'-DDT	22.81	22.74	22.88	0.113	0.10	13.0
Methoxychlor	24.57	24.50	24.64	0.253	0.25	1.2

4,4'-DDT % Breakdown (1): 0.00 Endrin % Breakdown (1): 0.00

Combined % Breakdown (1): 0.00

7F  
PESTICIDE CALIBRATION VERIFICATION SUMMARY

Lab Name: MITKEM CORPORATION Contract: \_\_\_\_\_

Lab Code: MITKEM Case No.: \_\_\_\_\_ SAS No.: \_\_\_\_\_ SDG No.: D0529

GC Column: CLPPEST ID: 0.53 (mm) Init. Calib. Date(s): 05/04/05 05/05/05

EPA Sample No. (PIBLK##): PIBLKCH Date Analyzed : 05/26/05

Lab Sample ID (PIBLK) : PIBLKCH Time Analyzed : 1116

EPA Sample No. (INDAM##) : INDAMCH Date Analyzed : 05/26/05

Lab Sample ID (INDAM) : INDAMCH Time Analyzed : 1152

INDIVIDUAL MIX A COMPOUND	RT	RT WINDOW FROM TO		CALC AMOUNT (ng)	NOM AMOUNT (ng)	%D
=====	=====	=====	=====	=====	=====	=====
alpha-BHC	9.30	9.25	9.35	0.021	0.020	5.0
gamma-BHC (Lindane)	10.49	10.44	10.54	0.020	0.020	0.0
Heptachlor	12.15	12.10	12.20	0.020	0.020	0.0
Endosulfan I	16.44	16.37	16.51	0.022	0.020	10.0
Dieldrin	17.22	17.15	17.29	0.042	0.040	5.0
Endrin	17.91	17.84	17.98	0.041	0.040	2.5
4,4'-DDD	18.49	18.42	18.56	0.041	0.040	2.5
4,4'-DDT	19.34	19.26	19.40	0.039	0.040	-2.5
Methoxychlor	20.90	20.83	20.97	0.19	0.20	-5.0
Tetrachloro-m-xylene	7.06	7.02	7.12	0.020	0.020	0.0
Decachlorobiphenyl	24.53	24.42	24.62	0.041	0.040	2.5

EPA Sample No. (INDBM##) : INDBMCH Date Analyzed : 05/26/05

Lab Sample ID (INDBM) : INDBMCH Time Analyzed : 1348

INDIVIDUAL MIX B COMPOUND	RT	RT WINDOW FROM TO		CALC AMOUNT (ng)	NOM AMOUNT (ng)	%D
=====	=====	=====	=====	=====	=====	=====
beta-BHC	10.95	10.89	10.99	0.022	0.020	10.0
delta-BHC	11.52	11.46	11.56	0.020	0.020	0.0
Aldrin	13.13	13.07	13.17	0.021	0.020	5.0
Heptachlor epoxide	15.24	15.16	15.30	0.021	0.020	5.0
4,4'-DDE	16.59	16.51	16.65	0.041	0.040	2.5
Endosulfan II	18.68	18.61	18.75	0.041	0.040	2.5
Endosulfan sulfate	21.22	21.14	21.28	0.044	0.040	10.0
Endrin ketone	21.89	21.81	21.95	0.042	0.040	5.0
Endrin aldehyde	20.00	19.93	20.07	0.040	0.040	0.0
alpha-Chlordane	16.08	16.00	16.14	0.021	0.020	5.0
gamma-Chlordane	15.65	15.57	15.71	0.021	0.020	5.0
Tetrachloro-m-xylene	7.08	7.02	7.12	0.019	0.020	-5.0
Decachlorobiphenyl	24.53	24.42	24.62	0.038	0.040	-5.0

7F  
PESTICIDE CALIBRATION VERIFICATION SUMMARY

Lab Name: MITKEM CORPORATION Contract: \_\_\_\_\_

Lab Code: MITKEM Case No.: \_\_\_\_\_ SAS No.: \_\_\_\_\_ SDG No.: D0529

GC Column: CLPPESTII ID: 0.53 (mm) Init. Calib. Date(s): 05/04/05 05/05/05

EPA Sample No. (PIBLK##): PIBLKCH Date Analyzed : 05/26/05

Lab Sample ID (PIBLK) : PIBLKCH Time Analyzed : 1116

EPA Sample No. (INDAM##) : INDAMCH Date Analyzed : 05/26/05

Lab Sample ID (INDAM) : INDAMCH Time Analyzed : 1152

INDIVIDUAL MIX A COMPOUND	RT	RT WINDOW FROM TO		CALC AMOUNT (ng)	NOM AMOUNT (ng)	%D
=====	=====	=====	=====	=====	=====	=====
alpha-BHC	12.54	12.49	12.59	0.021	0.020	5.0
gamma-BHC (Lindane)	13.92	13.87	13.97	0.020	0.020	0.0
Heptachlor	15.46	15.41	15.51	0.020	0.020	0.0
Endosulfan I	19.83	19.76	19.90	0.022	0.020	10.0
Dieldrin	20.67	20.60	20.74	0.044	0.040	10.0
Endrin	21.53	21.46	21.60	0.043	0.040	7.5
4,4'-DDD	22.00	21.93	22.07	0.043	0.040	7.5
4,4'-DDT	22.81	22.74	22.88	0.042	0.040	5.0
Methoxychlor	24.57	24.50	24.64	0.20	0.20	0.0
Tetrachloro-m-xylene	9.94	9.89	9.99	0.020	0.020	0.0
Decachlorobiphenyl	27.96	27.85	28.05	0.041	0.040	2.5

EPA Sample No. (INDBM##) : INDBMCH Date Analyzed : 05/26/05

Lab Sample ID (INDBM) : INDBMCH Time Analyzed : 1348

INDIVIDUAL MIX B COMPOUND	RT	RT WINDOW FROM TO		CALC AMOUNT (ng)	NOM AMOUNT (ng)	%D
=====	=====	=====	=====	=====	=====	=====
beta-BHC	14.33	14.28	14.38	0.020	0.020	0.0
delta-BHC	15.36	15.31	15.41	0.020	0.020	0.0
Aldrin	16.55	16.50	16.60	0.021	0.020	5.0
Heptachlor epoxide	18.59	18.52	18.66	0.021	0.020	5.0
4,4'-DDE	20.36	20.29	20.43	0.043	0.040	7.5
Endosulfan II	22.14	22.07	22.21	0.042	0.040	5.0
Endosulfan sulfate	23.75	23.68	23.82	0.050	0.040	25.0
Endrin ketone	25.03	24.96	25.10	0.048	0.040	20.0
Endrin aldehyde	23.05	22.98	23.12	0.041	0.040	2.5
alpha-Chlordane	19.71	19.64	19.78	0.021	0.020	5.0
gamma-Chlordane	19.23	19.16	19.30	0.021	0.020	5.0
Tetrachloro-m-xylene	9.94	9.89	9.99	0.019	0.020	-5.0
Decachlorobiphenyl	27.96	27.85	28.05	0.038	0.040	-5.0



8D  
PESTICIDE ANALYTICAL SEQUENCE

Lab Name: MITKEM CORPORATION

Contract: \_\_\_\_\_

Lab Code: MITKEM Case No.: \_\_\_\_\_

SAS No.: \_\_\_\_\_ SDG No.: D0529

GC Column: CLPPEST ID: 0.53 (mm) Init. Calib. Date(s): 05/04/05 05/05/05

Instrument ID: E4

THE ANALYTICAL SEQUENCE OF PERFORMANCE EVALUATION MIXTURES, BLANKS, SAMPLES, AND STANDARDS IS GIVEN BELOW:

MEAN SURROGATE RT FROM INITIAL CALIBRATION					
TCX: <u>7.07</u>			DCB: <u>24.52</u>		
EPA SAMPLE NO.	LAB SAMPLE ID	DATE ANALYZED	TIME ANALYZED	TCX RT #	DCB RT #
=====	=====	=====	=====	=====	=====
01 RESCC1	RESCC1	05/04/05	1623	7.07	24.53
02 PEMC1	PEMC1	05/04/05	1659	7.06	24.53
03 AR1660C1	AR1660C1	05/04/05	1736	7.06	24.53
04 AR1221C1	AR1221C1	05/04/05	1812	7.06	24.53
05 AR1232C1	AR1232C1	05/04/05	1848	7.07	24.53
06 AR1242C1	AR1242C1	05/04/05	1924	7.07	24.53
07 AR1248C1	AR1248C1	05/04/05	2001	7.07	24.53
08 AR1254C1	AR1254C1	05/04/05	2037	7.07	24.53
09 TOXAPHC1	TOXAPHC1	05/04/05	2113	7.07	24.53
10 INDALC1	INDALC1	05/04/05	2149	7.07	24.53
11 INDBLC1	INDBLC1	05/04/05	2225	7.07	24.53
12 INDAMC1	INDAMC1	05/04/05	2302	7.07	24.52
13 INDBMC1	INDBMC1	05/04/05	2338	7.07	24.52
14 INDAH1C1	INDAH1C1	05/05/05	0014	7.06	24.52
15 INDBHC1	INDBHC1	05/05/05	0050	7.06	24.52
16 PIBLK2	PIBLK2	05/05/05	0127	7.07	24.53
17 PEMC2	PEMC2	05/05/05	0203	7.07	24.53
18 PIBLKCG	PIBLKCG	05/26/05	0546	7.06	24.52
19 PEMCG	PEMCG	05/26/05	0622	7.06	24.52
20 PBLK4E	MB-18108	05/26/05	0927	7.09	24.54
21 P4ELCS	LCS-18108	05/26/05	1003	7.07	24.53
22 PIBLKCH	PIBLKCH	05/26/05	1116	7.07	24.53
23 INDAMCH	INDAMCH	05/26/05	1152	7.06	24.53
24 INDBMCH	INDBMCH	05/26/05	1348	7.08	24.53
25 PBLK4F	MB-18090	05/26/05	1623	7.07	24.53
26 P4FLCS	LCS-18090	05/26/05	1659	7.07	24.53
27 P4FLCSD	LCSD-18090	05/26/05	1735	7.07	24.53
28 RINSATE2	D0529-03B	05/26/05	1812	7.06	24.52
29 B-390	D0529-01A	05/26/05	1848	7.07	24.52
30 B-390MS	D0529-01AMS	05/26/05	1924	7.06	24.52
31 B-390MSD	D0529-01AMSD	05/26/05	2000	7.07	24.52
32 PIBLKCI	PIBLKCI	05/26/05	2113	7.06	24.52

QC LIMITS

TCX = Tetrachloro-m-xylene (+/- 0.05 MINUTES)  
DCB = Decachlorobiphenyl (+/- 0.10 MINUTES)

# Column used to flag retention time values with an asterisk.  
\* Values outside of QC limits.

8D  
PESTICIDE ANALYTICAL SEQUENCE

Lab Name: MITKEM CORPORATION

Contract: \_\_\_\_\_

Lab Code: MITKEM Case No.: \_\_\_\_\_

SAS No.: \_\_\_\_\_ SDG No.: D0529

GC Column: CLPPEST ID: 0.53 (mm) Init. Calib. Date(s): 05/04/05 05/05/05

Instrument ID: E4

THE ANALYTICAL SEQUENCE OF PERFORMANCE EVALUATION MIXTURES, BLANKS, SAMPLES, AND STANDARDS IS GIVEN BELOW:

MEAN SURROGATE RT FROM INITIAL CALIBRATION					
TCX: <u>7.07</u>			DCB: <u>24.52</u>		
EPA SAMPLE NO.	LAB SAMPLE ID	DATE ANALYZED	TIME ANALYZED	TCX RT #	DCB RT #
=====	=====	=====	=====	=====	=====
01 PEMCI	PEMCI	05/26/05	2149	7.06	24.52
02					
03					
04					
05					
06					
07					
08					
09					
10					
11					
12					
13					
14					
15					
16					
17					
18					
19					
20					
21					
22					
23					
24					
25					
26					
27					
28					
29					
30					
31					
32					

QC LIMITS

TCX = Tetrachloro-m-xylene (+/- 0.05 MINUTES)

DCB = Decachlorobiphenyl (+/- 0.10 MINUTES)

# Column used to flag retention time values with an asterisk.  
\* Values outside of QC limits.

8D  
PESTICIDE ANALYTICAL SEQUENCE

Lab Name: MITKEM CORPORATION

Contract: \_\_\_\_\_

Lab Code: MITKEM Case No.: \_\_\_\_\_

SAS No.: \_\_\_\_\_

SDG No.: D0529

GC Column: CLPPESTII ID: 0.53 (mm) Init. Calib. Date(s): 05/04/05 05/05/05

Instrument ID: E4

THE ANALYTICAL SEQUENCE OF PERFORMANCE EVALUATION MIXTURES, BLANKS, SAMPLES, AND STANDARDS IS GIVEN BELOW:

MEAN SURROGATE RT FROM INITIAL CALIBRATION					
TCX: <u>9.94</u>			DCB: <u>27.95</u>		
EPA SAMPLE NO.	LAB SAMPLE ID	DATE ANALYZED	TIME ANALYZED	TCX RT #	DCB RT #
=====	=====	=====	=====	=====	=====
01	RESCC1	RESCC1	05/04/05	1623	9.94 27.96
02	PEMC1	PEMC1	05/04/05	1659	9.94 27.96
03	AR1660C1	AR1660C1	05/04/05	1736	9.94 27.96
04	AR1221C1	AR1221C1	05/04/05	1812	9.94 27.96
05	AR1232C1	AR1232C1	05/04/05	1848	9.94 27.96
06	AR1242C1	AR1242C1	05/04/05	1924	9.94 27.96
07	AR1248C1	AR1248C1	05/04/05	2001	9.94 27.96
08	AR1254C1	AR1254C1	05/04/05	2037	9.94 27.96
09	TOXAPHC1	TOXAPHC1	05/04/05	2113	9.94 27.96
10	INDALC1	INDALC1	05/04/05	2149	9.94 27.96
11	INDBLC1	INDBLC1	05/04/05	2225	9.94 27.96
12	INDAMC1	INDAMC1	05/04/05	2302	9.94 27.95
13	INDBMC1	INDBMC1	05/04/05	2338	9.93 27.96
14	INDAHC1	INDAHC1	05/05/05	0014	9.94 27.95
15	INDBHC1	INDBHC1	05/05/05	0050	9.94 27.95
16	PIBLKC2	PIBLKC2	05/05/05	0127	9.94 27.96
17	PEMC2	PEMC2	05/05/05	0203	9.94 27.96
18	PIBLKCG	PIBLKCG	05/26/05	0546	9.93 27.95
19	PEMCG	PEMCG	05/26/05	0622	9.94 27.95
20	PBLK4E	MB-18108	05/26/05	0927	9.94 27.96
21	P4ELCS	LCS-18108	05/26/05	1003	9.94 27.96
22	PIBLKCH	PIBLKCH	05/26/05	1116	9.94 27.96
23	INDAMCH	INDAMCH	05/26/05	1152	9.94 27.96
24	INDBMCH	INDBMCH	05/26/05	1348	9.94 27.96
25	PBLK4F	MB-18090	05/26/05	1623	9.94 27.96
26	P4FLCS	LCS-18090	05/26/05	1659	9.94 27.96
27	P4FLCSD	LCSD-18090	05/26/05	1735	9.94 27.96
28	RINSATE2	D0529-03B	05/26/05	1812	9.94 27.96
29	B-390	D0529-01A	05/26/05	1848	9.94 27.96
30	B-390MS	D0529-01AMS	05/26/05	1924	9.94 27.96
31	B-390MSD	D0529-01AMSD	05/26/05	2000	9.94 27.96
32	PIBLKCI	PIBLKCI	05/26/05	2113	9.94 27.96

QC LIMITS

TCX = Tetrachloro-m-xylene (+/- 0.05 MINUTES)  
DCB = Decachlorobiphenyl (+/- 0.10 MINUTES)

# Column used to flag retention time values with an asterisk.  
\* Values outside of QC limits.

8D  
PESTICIDE ANALYTICAL SEQUENCE

Lab Name: MITKEM CORPORATION Contract: \_\_\_\_\_  
 Lab Code: MITKEM Case No.: \_\_\_\_\_ SAS No.: \_\_\_\_\_ SDG No.: D0529  
 GC Column: CLPPESTII ID: 0.53 (mm) Init. Calib. Date(s): 05/04/05 05/05/05  
 Instrument ID: E4

THE ANALYTICAL SEQUENCE OF PERFORMANCE EVALUATION MIXTURES, BLANKS, SAMPLES, AND STANDARDS IS GIVEN BELOW:

MEAN SURROGATE RT FROM INITIAL CALIBRATION					
TCX: <u>9.94</u>			DCB: <u>27.95</u>		
EPA SAMPLE NO.	LAB SAMPLE ID	DATE ANALYZED	TIME ANALYZED	TCX RT #	DCB RT #
=====	=====	=====	=====	=====	=====
01 PEMCI	PEMCI	05/26/05	2149	9.94	27.96
02					
03					
04					
05					
06					
07					
08					
09					
10					
11					
12					
13					
14					
15					
16					
17					
18					
19					
20					
21					
22					
23					
24					
25					
26					
27					
28					
29					
30					
31					
32					

QC LIMITS

TCX = Tetrachloro-m-xylene (+/- 0.05 MINUTES)  
 DCB = Decachlorobiphenyl (+/- 0.10 MINUTES)

# Column used to flag retention time values with an asterisk.  
 \* Values outside of QC limits.

9A  
PESTICIDE FLORISIL CARTRIDGE CHECK

Lab Name: MITKEM CORPORATION Contract: \_\_\_\_\_

Lab Code: MITKEM Case No.: \_\_\_\_\_ SAS No.: \_\_\_\_\_ SDG No.: D0529

Florisil Cartridge Lot Number: AMFLX-4B Date of Analysis: 01/05/05

GC Column (1): CLPPEST ID: 0.53 (mm) GC Column (2): CLPPESTII ID: 0.53 (mm)

COMPOUND	SPIKE ADDED (ng)	SPIKE RECOVERED (ng)	% REC #	QC LIMITS
alpha-BHC	0.010	0.0087	87	80-120
gamma-BHC (Lindane)	0.010	0.009	90	80-120
Heptachlor	0.010	0.0096	96	80-120
Endosulfan I	0.010	0.0099	99	80-120
Dieldrin	0.020	0.019	93	80-120
Endrin	0.020	0.019	97	80-120
4,4'-DDD	0.020	0.019	95	80-120
4,4'-DDT	0.020	0.019	93	80-120
Methoxychlor	0.10	0.1	103	80-120
Tetrachloro-m-xylene	0.010	0.01	100	80-120
Decachlorobiphenyl	0.020	0.022	108	80-120
2,4,5-Trichlorophenol	0.050	0	0	<5

# Column to be used to flag recovery with an asterisk.

\* Values outside of QC limits.

THIS CARTRIDGE LOT APPLIES TO THE FOLLOWING SAMPLES, BLANKS, MS, AND MSD:

	EPA SAMPLE NO.	LAB SAMPLE ID	DATE ANALYZED 1	DATE ANALYZED 2
01	PBLK4E	MB-18108	05/26/05	05/26/05
02	P4ELCS	LCS-18108	05/26/05	05/26/05
03	PBLK4F	MB-18090	05/26/05	05/26/05
04	P4FLCS	LCS-18090	05/26/05	05/26/05
05	P4FLCSD	LCSD-18090	05/26/05	05/26/05
06	RINSATE2	D0529-03B	05/26/05	05/26/05
07	B-390	D0529-01A	05/26/05	05/26/05
08	B-390MS	D0529-01AMS	05/26/05	05/26/05
09				
10				
11				
12				
13				
14				
15				
16				
17				
18				
19				
20				
21				
22				

9B  
PESTICIDE GPC CALIBRATION VERIFICATION

Lab Name: MITKEM CORPORATION Contract: \_\_\_\_\_  
 Lab Code: MITKEM Case No.: \_\_\_\_\_ SAS No.: \_\_\_\_\_ SDG No.: D0529  
 GPC Column: S-X3-A11 Calibration Verification Date: 05/26/05  
 GC Column (1): CLPPEST ID: 0.53 (mm) GC Column (2): CLPPESTII ID: 0.53 (mm)

COMPOUND	SPIKE ADDED (ng )	SPIKE RECOVERED (ng)	% REC #	QC LIMITS
gamma-BHC (Lindane)	0.050	0.043	87	80-110
Heptachlor	0.050	0.043	87	80-110
Aldrin	0.050	0.047	93	80-110
Dieldrin	0.10	0.09	90	80-110
Endrin	0.10	0.098	98	80-110
4,4'-DDT	0.10	0.09	90	80-110

# Column to be used to flag recovery with an asterisk.  
 \* Values outside of QC limits.

THIS GPC CALIBRATION VERIFICATION APPLIES TO THE FOLLOWING SAMPLES, BLANKS, MS, A

	EPA SAMPLE NO.	LAB SAMPLE ID	DATE ANALYZED 1	DATE ANALYZED 2
01	PBLK4E	MB-18108	05/26/05	05/26/05
02	P4ELCS	LCS-18108	05/26/05	05/26/05
03	B-390	D0529-01A	05/26/05	05/26/05
04	B-390MS	D0529-01AMS	05/26/05	05/26/05
05	B-390MSD	D0529-01AMSD	05/26/05	05/26/05
06				
07				
08				
09				
10				
11				
12				
13				
14				
15				
16				
17				
18				
19				
20				
21				
22				
23				
24				
25				
26				

10A  
PESTICIDE IDENTIFICATION SUMMARY  
FOR SINGLE COMPONENT ANALYTES

EPA SAMPLE NO.

B-390

Lab Name: MITKEM CORPORATION

Contract: \_\_\_\_\_

Lab Code: MITKEM Case No.: \_\_\_\_\_

SAS No.: \_\_\_\_\_ SDG No.: D0529

Lab Sample ID: D0529-01A

Date(s) Analyzed: 05/26/05 05/26/05

Instrument ID (1): E4

Instrument ID (2): E4

GC Column(1): CLPPEST ID: 0.53 (mm)

GC Column(2): CLPPESTII ID: 0.53 (mm)

ANALYTE =====	COL =====	RT =====	RT WINDOW		CONCENTRATION =====	%D =====
			FROM	TO		
<u>4,4'-DDE</u>	1	16.57	16.51	16.65	11	18.2
	2	20.36	20.29	20.43	13	
<u>4,4'-DDD</u>	1	18.47	18.42	18.56	30	10.0
	2	22.00	21.93	22.07	33	
<u>4,4'-DDT</u>	1	19.34	19.26	19.40	2.5	28.0
	2	22.81	22.74	22.88	3.2	
	1					
	2					
	1					
	2					
	1					
	2					
	1					
	2					
	1					
	2					

10A  
PESTICIDE IDENTIFICATION SUMMARY  
FOR SINGLE COMPONENT ANALYTES

EPA SAMPLE NO.

B-390MS

Lab Name: MITKEM CORPORATION

Contract: \_\_\_\_\_

Lab Code: MITKEM Case No.: \_\_\_\_\_

SAS No.: \_\_\_\_\_ SDG No.: D0529

Lab Sample ID: D0529-01AMS

Date(s) Analyzed: 05/26/05 05/26/05

Instrument ID (1): E4

Instrument ID (2): E4

GC Column(1): CLPPEST ID: 0.53 (mm)

GC Column(2): CLPPESTII ID: 0.53 (mm)

ANALYTE =====	COL =====	RT =====	RT WINDOW		CONCENTRATION =====	%D =====
			FROM =====	TO =====		
<u>gamma-BHC (Lindane)</u>	1	10.49	10.44	10.54	12	0.0
	2	13.92	13.87	13.97	12	
<u>Heptachlor</u>	1	12.15	12.10	12.20	18	38.5
	2	15.46	15.41	15.51	13	
<u>Aldrin</u>	1	13.12	13.07	13.17	14	7.1
	2	16.55	16.50	16.60	15	
<u>Dieldrin</u>	1	17.22	17.15	17.29	26	15.4
	2	20.67	20.60	20.74	30	
<u>4,4'-DDE</u>	1	16.57	16.51	16.65	11	9.1
	2	20.36	20.29	20.43	12	
<u>Endrin</u>	1	17.90	17.84	17.98	29	3.4
	2	21.53	21.46	21.60	30	
<u>4,4'-DDD</u>	1	18.47	18.42	18.56	27	14.8
	2	22.00	21.93	22.07	31	
<u>4,4'-DDT</u>	1	19.33	19.26	19.40	26	15.4
	2	22.81	22.74	22.88	30	



10A  
PESTICIDE IDENTIFICATION SUMMARY  
FOR SINGLE COMPONENT ANALYTES

EPA SAMPLE NO.

B-390MSD

Lab Name: MITKEM CORPORATION

Contract: \_\_\_\_\_

Lab Code: MITKEM Case No.: \_\_\_\_\_

SAS No.: \_\_\_\_\_ SDG No.: D0529

Lab Sample ID: D0529-01AMSD

Date(s) Analyzed: 05/26/05 05/26/05

Instrument ID (1): E4

Instrument ID (2): E4

GC Column(1): CLPPEST ID: 0.53 (mm)

GC Column(2): CLPPESTII ID: 0.53 (mm)

ANALYTE =====	COL =====	RT =====	RT WINDOW		CONCENTRATION =====	%D =====
			FROM =====	TO =====		
<u>gamma-BHC (Lindane)</u>	1	10.49	10.44	10.54	12	
	2	13.92	13.87	13.97	12	0.0
<u>Heptachlor</u>	1	12.15	12.10	12.20	13	
	2	15.46	15.41	15.51	13	0.0
<u>Aldrin</u>	1	13.12	13.07	13.17	14	
	2	16.55	16.50	16.60	15	7.1
<u>Dieldrin</u>	1	17.22	17.15	17.29	26	
	2	20.67	20.60	20.74	30	15.4
<u>4,4'-DDE</u>	1	16.57	16.51	16.65	9.5	
	2	20.36	20.29	20.43	11	15.8
<u>Endrin</u>	1	17.91	17.84	17.98	29	
	2	21.53	21.46	21.60	30	3.4
<u>4,4'-DDD</u>	1	18.47	18.42	18.56	24	
	2	22.00	21.93	22.07	27	12.5
<u>4,4'-DDT</u>	1	19.33	19.26	19.40	29	
	2	22.81	22.74	22.88	30	3.4

10A  
PESTICIDE IDENTIFICATION SUMMARY  
FOR SINGLE COMPONENT ANALYTES

EPA SAMPLE NO.

B-390MSD

Lab Name: MITKEM CORPORATION

Contract: \_\_\_\_\_

Lab Code: MITKEM Case No.: \_\_\_\_\_

SAS No.: \_\_\_\_\_ SDG No.: D0529

Lab Sample ID: D0529-01AMSD

Date(s) Analyzed: 05/26/05 05/26/05

Instrument ID (1): E4

Instrument ID (2): E4

GC Column(1): CLPPEST ID: 0.53 (mm)

GC Column(2): CLPPESTII ID: 0.53 (mm)

ANALYTE	COL	RT	RT WINDOW		CONCENTRATION	%D
=====	====	=====	=====	=====	=====	=====
<u>Methoxychlor</u>	1	20.90	20.83	20.97	7.4	
	2	24.55	24.50	24.64	58	683.8
	1					
	2					
	1					
	2					
	1					
	2					
	1					
	2					
	1					
	2					
	1					
	2					
	1					
	2					

10A  
PESTICIDE IDENTIFICATION SUMMARY  
FOR SINGLE COMPONENT ANALYTES

EPA SAMPLE NO.

P4ELCS

Lab Name: MITKEM CORPORATION

Contract: \_\_\_\_\_

Lab Code: MITKEM Case No.: \_\_\_\_\_

SAS No.: \_\_\_\_\_ SDG No.: D0529

Lab Sample ID: LCS-18108

Date(s) Analyzed: 05/26/05 05/26/05

Instrument ID (1): E4

Instrument ID (2): E4

GC Column(1): CLPPEST ID: 0.53 (mm)

GC Column(2): CLPPESTII ID: 0.53 (mm)

ANALYTE	COL	RT	RT WINDOW		CONCENTRATION	%D
=====	===	=====	=====	=====	=====	=====
<u>gamma-BHC (Lindane)</u>	1	10.49	10.44	10.54	11	
	2	13.92	13.87	13.97	11	0.0
<u>Heptachlor</u>	1	12.15	12.10	12.20	12	
	2	15.46	15.41	15.51	12	0.0
<u>Aldrin</u>	1	13.13	13.07	13.17	14	
	2	16.55	16.50	16.60	14	0.0
<u>Dieldrin</u>	1	17.23	17.15	17.29	26	
	2	20.68	20.60	20.74	27	3.8
<u>Endrin</u>	1	17.91	17.84	17.98	28	
	2	21.53	21.46	21.60	31	10.7
<u>4,4'-DDT</u>	1	19.34	19.26	19.40	24	
	2	22.81	22.74	22.88	27	12.5
	1					
	2					
	1					
	2					

10A  
PESTICIDE IDENTIFICATION SUMMARY  
FOR SINGLE COMPONENT ANALYTES

EPA SAMPLE NO.

P4FLCS

Lab Name: MITKEM CORPORATION

Contract: \_\_\_\_\_

Lab Code: MITKEM Case No.: \_\_\_\_\_

SAS No.: \_\_\_\_\_ SDG No.: D0529

Lab Sample ID: LCS-18090

Date(s) Analyzed: 05/26/05 05/26/05

Instrument ID (1): E4

Instrument ID (2): E4

GC Column(1): CLPPEST ID: 0.53 (mm)

GC Column(2): CLPPESTII ID: 0.53 (mm)

ANALYTE =====	COL	RT =====	RT WINDOW		CONCENTRATION =====	%D =====
			FROM =====	TO =====		
<u>gamma-BHC (Lindane)</u>	1	10.49	10.44	10.54	0.45	
	2	13.92	13.87	13.97	0.45	0.0
<u>Heptachlor</u>	1	12.15	12.10	12.20	0.49	
	2	15.46	15.41	15.51	0.50	2.0
<u>Aldrin</u>	1	13.12	13.07	13.17	0.55	
	2	16.55	16.50	16.60	0.57	3.6
<u>Dieldrin</u>	1	17.22	17.15	17.29	0.99	
	2	20.67	20.60	20.74	1.1	11.1
<u>Endrin</u>	1	17.91	17.84	17.98	1.1	
	2	21.53	21.46	21.60	1.2	9.1
<u>4,4'-DDT</u>	1	19.33	19.26	19.40	0.96	
	2	22.81	22.74	22.88	1.0	4.2
	1					
	2					
	1					
	2					

10A  
PESTICIDE IDENTIFICATION SUMMARY  
FOR SINGLE COMPONENT ANALYTES

EPA SAMPLE NO.

P4FLCSD

Lab Name: MITKEM CORPORATION

Contract: \_\_\_\_\_

Lab Code: MITKEM Case No.: \_\_\_\_\_

SAS No.: \_\_\_\_\_ SDG No.: D0529

Lab Sample ID: LCSD-18090

Date(s) Analyzed: 05/26/05 05/26/05

Instrument ID (1): E4

Instrument ID (2): E4

GC Column(1): CLPPEST ID: 0.53 (mm)

GC Column(2): CLPPESTII ID: 0.53 (mm)

ANALYTE	COL	RT	RT WINDOW		CONCENTRATION	%D
=====	=====	=====	=====	=====	=====	=====
<u>gamma-BHC (Lindane)</u>	1	10.49	10.44	10.54	0.43	
	2	13.92	13.87	13.97	0.43	0.0
<u>Heptachlor</u>	1	12.15	12.10	12.20	0.47	
	2	15.46	15.41	15.51	0.48	2.1
<u>Aldrin</u>	1	13.12	13.07	13.17	0.53	
	2	16.55	16.50	16.60	0.53	0.0
<u>Dieldrin</u>	1	17.22	17.15	17.29	0.96	
	2	20.67	20.60	20.74	1.1	14.6
<u>Endrin</u>	1	17.91	17.84	17.98	1.0	
	2	21.53	21.46	21.60	1.2	20.0
<u>4,4'-DDT</u>	1	19.34	19.26	19.40	0.91	
	2	22.81	22.74	22.88	0.98	7.7
	1					
	2					
	1					
	2					

10A  
PESTICIDE IDENTIFICATION SUMMARY  
FOR SINGLE COMPONENT ANALYTES

EPA SAMPLE NO.

RINSATE2

Lab Name: MITKEM CORPORATION

Contract: \_\_\_\_\_

Lab Code: MITKEM Case No.: \_\_\_\_\_

SAS No.: \_\_\_\_\_ SDG No.: D0529

Lab Sample ID: D0529-03B

Date(s) Analyzed: 05/26/05 05/26/05

Instrument ID (1): E4

Instrument ID (2): E4

GC Column(1): CLPPEST ID: 0.53 (mm)

GC Column(2): CLPPESTII ID: 0.53 (mm)

ANALYTE	COL	RT WINDOW		CONCENTRATION	%D
		RT	FROM TO		
<u>4,4'-DDE</u>	1	16.61	16.51 16.65	0.091	
	2	20.39	20.29 20.43	0.045	102.2
	1				
	2				
	1				
	2				
	1				
	2				
	1				
	2				
	1				
	2				
	1				
	2				
	1				
	2				

Forms Generation Complete

Data File: \\AVOGADRO\ORGANICS\organic\svoa\E4.i\050504F.B\E4C6431F.D

Date : 04-MAY-2005 16:23

Client ID: RESCC1

Sample Info: RESCC1, RESCC1, resc.sub,,

Volume Injected (uL): 1.0

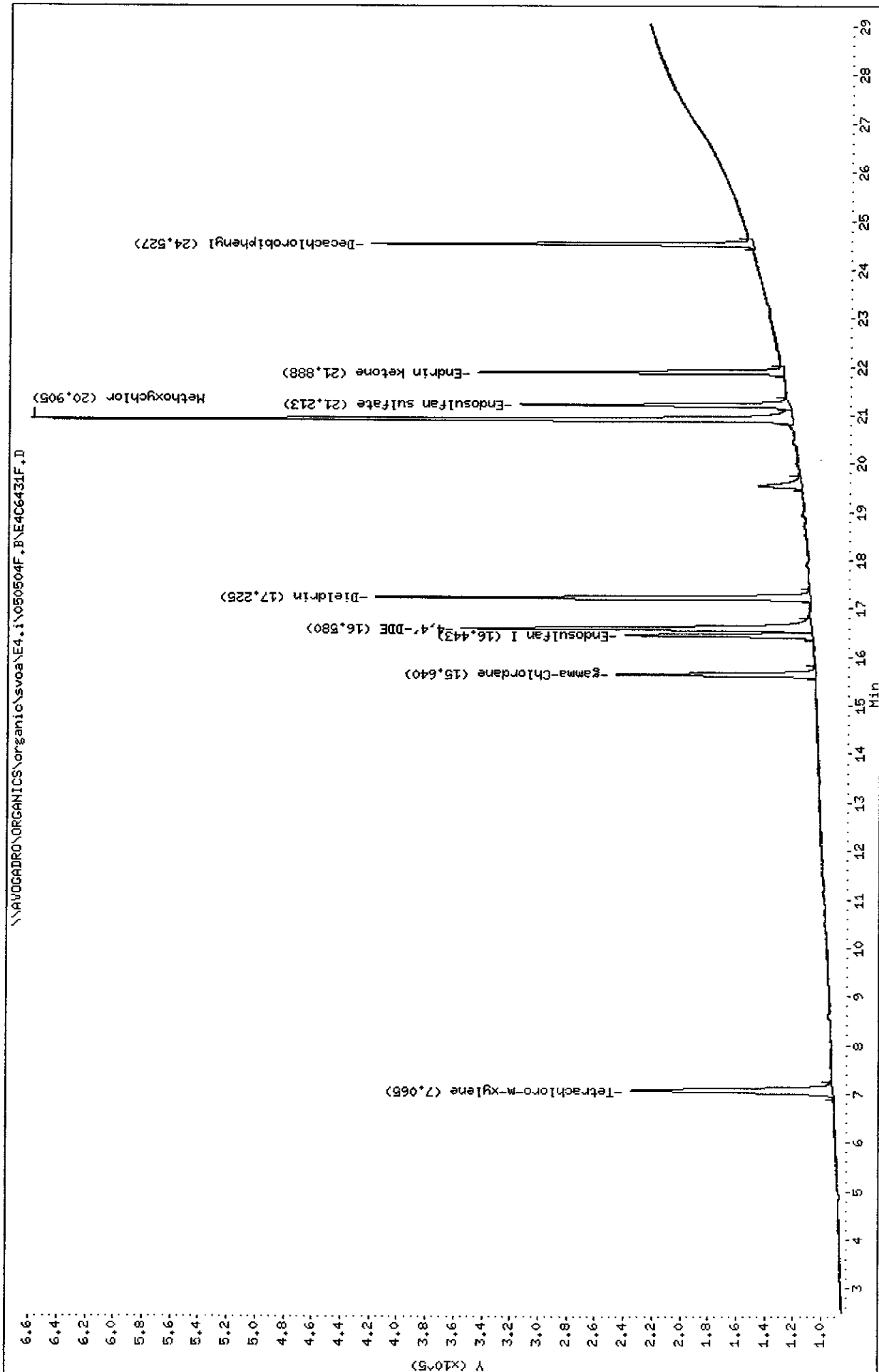
Column phase: CLPPest

Instrument: E4.i

Operator: SRC:

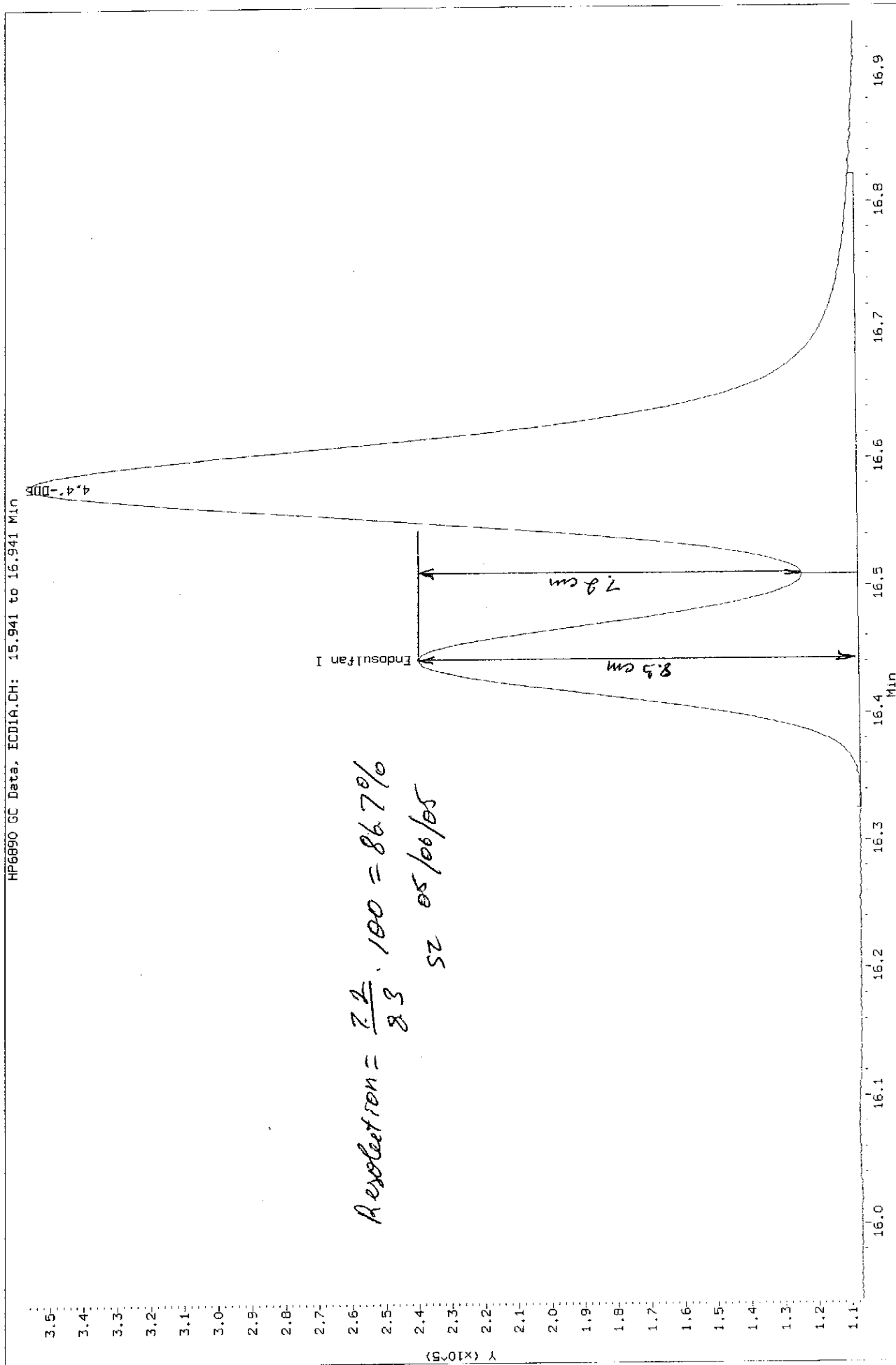
Column diameter: 0.53

\\AVOGADRO\ORGANICS\organic\svoa\E4.i\050504F.B\E4C6431F.D



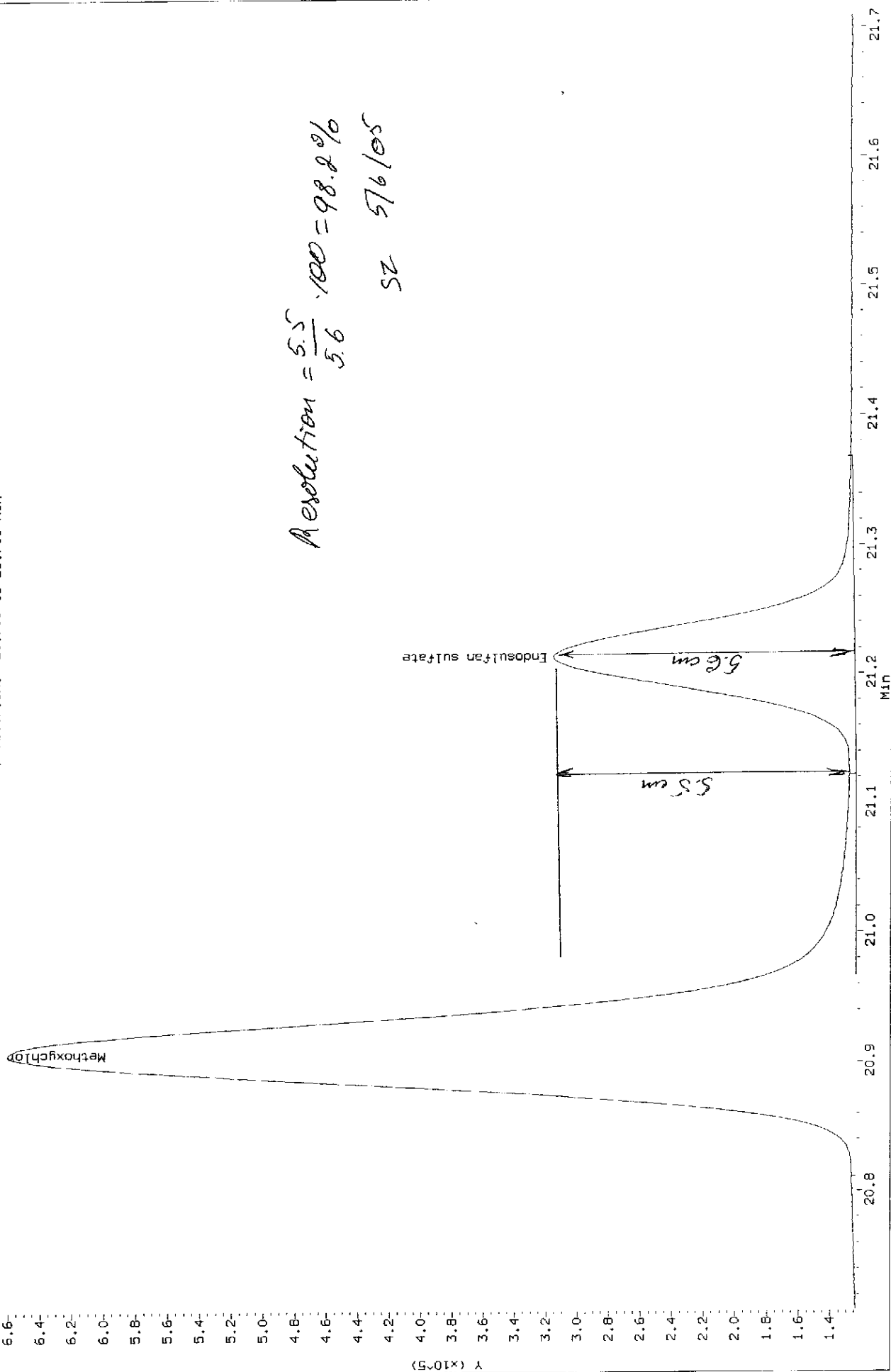


Data File: \\AVOGADRO\ORGANICS\organic\svoa\E4.1\050504F.B\E4C6431F.D  
Injection Date: 04-MAY-2005 16:23  
Instrument: E4.1  
Client Sample ID: RESCC1



Data File: \\AVOGADRO\ORGANICS\organic\svoa\E4.1\050504F.B\E4C6431F.D  
 Injection Date: 04-MAY-2005 16:23  
 Instrument: E4.1  
 Client Sample ID: RESCC1

HP6890 GC Data, ECD1A.CH: 20.709 to 21.709 Min




Data File: \\AVOCADRO\ORGANICS\organic\svoa\E4.i\050504R.B\E4C6431R.D  
 Date : 04-MAY-2005 16:23  
 Client ID: RESCC1  
 Sample Info: RESCC1.RESCC1,,resc.sub,,  
 Volume Injected (uL): 1.0  
 Column phase: CLPPESTII

Instrument: E4.i

Operator: SRC:

Column diameter: 0.53

\\AVOCADRO\ORGANICS\organic\svoa\E4.i\050504R.B\E4C6431R.D



Data File: E4C6431F.D  
Report Date: 05-May-2005 10:08

Mitkem Corporation

NYASP Pesticide Quantitation Report

Data file : \\AVOGADRO\ORGANICS\organic\svoa\E4.i\050504F.B\E4C6431F.D  
Lab Smp Id: RESCC1 Client Smp ID: RESCC1  
Inj Date : 04-MAY-2005 16:23  
Operator : SRC: Inst ID: E4.i  
Smp Info : RESCC1, RESCC1,, resc.sub,,  
Misc Info :  
Comment :  
Method : \\AVOGADRO\ORGANICS\organic\svoa\E4.i\050504F.B\clp-1262e4f.m  
Meth Date : 05-May-2005 09:52 mtl Quant Type: ESTD  
Cal Date : 05-MAY-2005 00:50 Cal File: E4C6445F.D  
Als bottle: 1 QC Sample: RESOLUTION  
Dil Factor: 1.00000  
Integrator: Falcon Compound Sublist: resc.sub  
Subtraction File: \\AVOGADRO\ORGANICS  
Target Version: 4.03 Sample Matrix: WATER  
Processing Host: TARGET9

Concentration Formula:  $\text{Amt} * \text{DF} * \text{Uf} * \text{Vt} / (\text{Vo} * \text{Vi})$

Name	Value	Description
DF	1.000	Dilution Factor
Uf	1.000	Correction factor
Vt	1000.000	Volume of final extract (uL)
Vo	1000.000	Volume of sample extracted (mL)
Vi	1.000	Volume injected (uL)

CONCENTRATIONS						
			ON-COL	FINAL		
RT	EXP RT	DLT RT	RESPONSE (	ng)	( ug/L)	TARGET RANGE RATIO
==	=====	=====	=====	=====	=====	=====
11 gamma-Chlordane CAS #: 5103-74-2						
15.6	15.6	0.000	603241	0.00964	0.0096	
-----						
10 Endosulfan I CAS #: 959-98-8						
16.4	16.4	0.000	544845	0.00914	0.0091	
-----						
13 4,4'-DDE CAS #: 72-55-9						
16.6	16.6	0.000	1184527	0.02021	0.020	
-----						
14 Dieldrin CAS #: 60-57-1						
17.2	17.2	0.000	1233992	0.01860	0.019	
-----						

Data File: E4C6431F.D  
 Report Date: 05-May-2005 10:08

CONCENTRATIONS						
RT	EXP RT	DLT RT	ON-COL	FINAL	TARGET RANGE	RATIO
---	-----	-----	RESPONSE ( ng)	( ug/L)	-----	-----
20 Endosulfan sulfate CAS #: 1031-07-8						
21.2	21.2	0.000	697998 0.01932	0.019		
-----						
22 Endrin ketone CAS #: 53494-70-5						
21.9	21.9	0.000	724828 0.02005	0.020		
-----						
21 Methoxychlor CAS #: 72-43-5						
20.9	20.9	0.000	2078464 0.09475	0.095		
-----						
\$ 1 Tetrachloro-m-xylene CAS #: 877-09-8						
7.07	7.07	0.000	866166 0.01862	0.019		(R)
-----						
\$ 2 Decachlorobiphenyl CAS #: 2051-24-3						
24.5	24.5	0.000	861243 0.01861	0.019		(R)
-----						

#### QC Flag Legend

R - Spike/Surrogate failed recovery limits.

*sz 05/07/05*

Data File: E4C6431R.D  
Report Date: 05-May-2005 10:09

Mitkem Corporation

NYASP Pesticide Quantitation Report

Data file : \\AVOGADRO\ORGANICS\organic\svoa\E4.i\050504R.B\E4C6431R.D  
Lab Smp Id: RESCC1 Client Smp ID: RESCC1  
Inj Date : 04-MAY-2005 16:23  
Operator : SRC: Inst ID: E4.i  
Smp Info : RESCC1,RESCC1,,resc.sub,,  
Misc Info :  
Comment :  
Method : \\AVOGADRO\ORGANICS\organic\svoa\E4.i\050504R.B\clp1262-e4r.m  
Meth Date : 05-May-2005 10:06 mtl Quant Type: ESTD  
Cal Date : 05-MAY-2005 00:50 Cal File: E4C6445R.D  
Als bottle: 1 QC Sample: RESOLUTION  
Dil Factor: 1.00000  
Integrator: Falcon Compound Sublist: resc.sub  
Subtraction File: \\AVOGADRO\ORGANICS  
Target Version: 4.03 Sample Matrix: WATER  
Processing Host: TARGET9

Concentration Formula:  $\text{Amt} * \text{DF} * \text{Uf} * \text{Vt} / (\text{Vo} * \text{Vi})$

Name	Value	Description
DF	1.000	Dilution Factor
Uf	1.000	Correction factor
Vt	1000.000	Volume of final extract (uL)
Vo	1000.000	Volume of sample extracted (mL)
Vi	1.000	Volume injected (uL)

CONCENTRATIONS						
			ON-COL	FINAL		
RT	EXP RT	DLT RT	RESPONSE ( ng)	( ug/L)	TARGET RANGE	RATIO
==	=====	=====	=====	=====	=====	=====
11 gamma-Chlordane CAS #: 5103-74-2						
19.2	19.2	0.000	94328 0.00948	0.0095		
-----						
10 Endosulfan I CAS #: 959-98-8						
19.8	19.8	0.000	91564 0.00926	0.0093		
-----						
13 4,4'-DDE CAS #: 72-55-9						
20.4	20.4	0.000	162259 0.01874	0.019		
-----						
14 Dieldrin CAS #: 60-57-1						
20.7	20.7	0.000	172588 0.01677	0.017		
-----						

Data File: E4C6431R.D  
Report Date: 05-May-2005 10:09

CONCENTRATIONS						
RT	EXP RT	DLT RT	ON-COL	FINAL	TARGET RANGE	RATIO
==	=====	=====	RESPONSE ( ng)	( ug/L)	=====	=====
20 Endosulfan sulfate CAS #: 1031-07-8						
23.8	23.7	0.100	83616 0.01897	0.019		
-----						
22 Endrin ketone CAS #: 53494-70-5						
25.0	25.0	0.000	86333 0.02080	0.021		
-----						
21 Methoxychlor CAS #: 72-43-5						
24.6	24.6	0.000	306231 0.09010	0.090		
-----						
\$ 1 Tetrachloro-m-xylene CAS #: 877-09-8						
9.94	9.94	0.000	167596 0.01863	0.019		(R)
-----						
\$ 2 Decachlorobiphenyl CAS #: 2051-24-3						
28.0	28.0	0.000	118555 0.01761	0.018		(R)
-----						

#### QC Flag Legend

R - Spike/Surrogate failed recovery limits.

*52 05/05/05*

Data File: \\AVOCADRON\ORGANICS\organic\svoa\E4.i\050504F.B\E4C6432F.D

Date : 04-MAY-2005 16:59

Client ID: PEMC1

Sample Info: PEMC1,PEMC1,,pem.sub,PEM,SPK,

Volume Injected (ul): 1.0

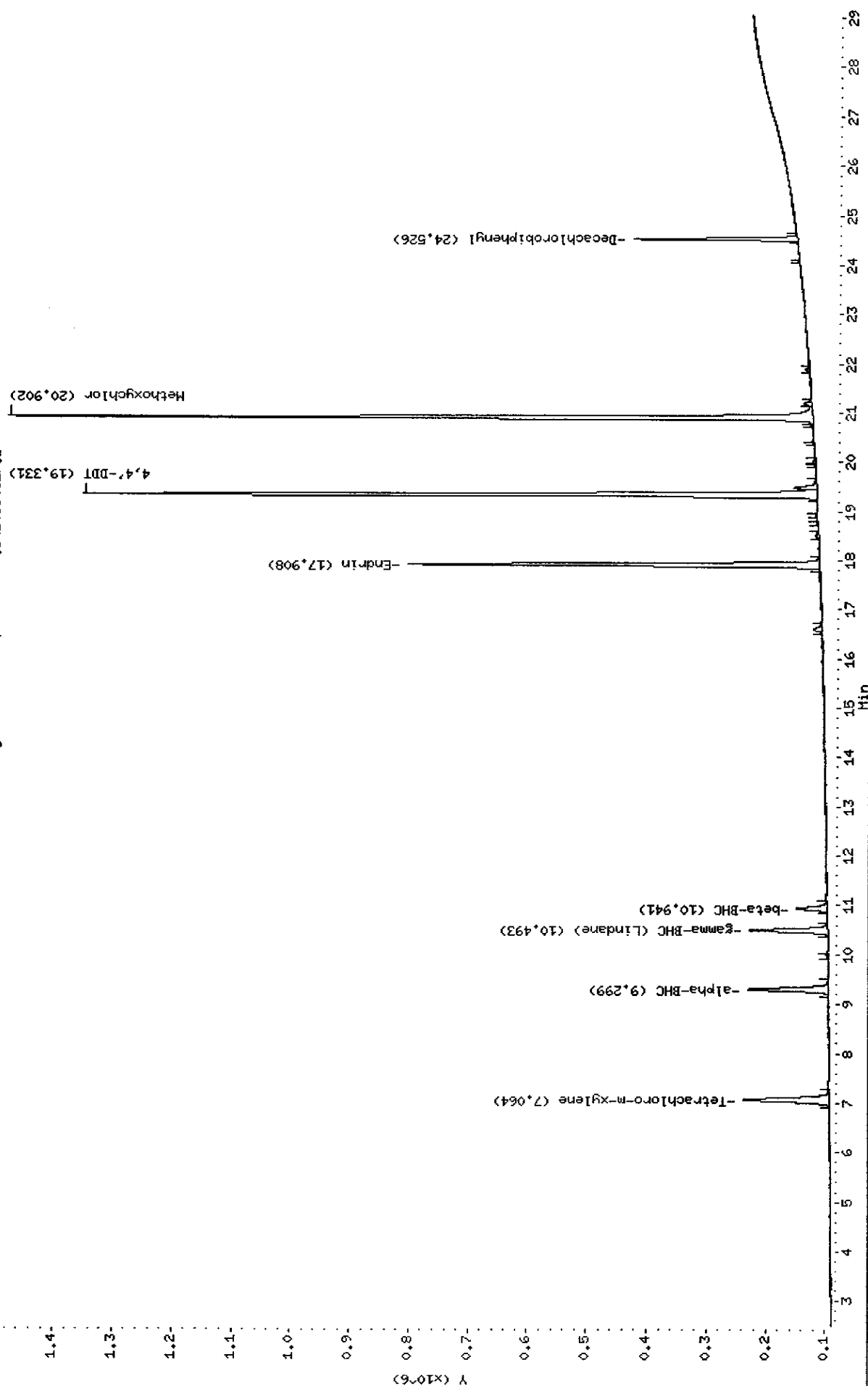
Column phase: CLPPest

Instrument: E4.i

Operator: SRC:

Column diameter: 0.53

\\AVOCADRON\ORGANICS\organic\svoa\E4.i\050504F.B\E4C6432F.D





Data File: \\AVOCADRO\ORGANICS\organic\svoa\E4.i\050504R.B\E4C6432R.D

Date : 04-MAY-2005 16:59

Client ID: PEMC1

Sample Info: PEMC1,PEMC1,,pem.sub,PEM.SPK,

Volume Injected (uL): 1.0

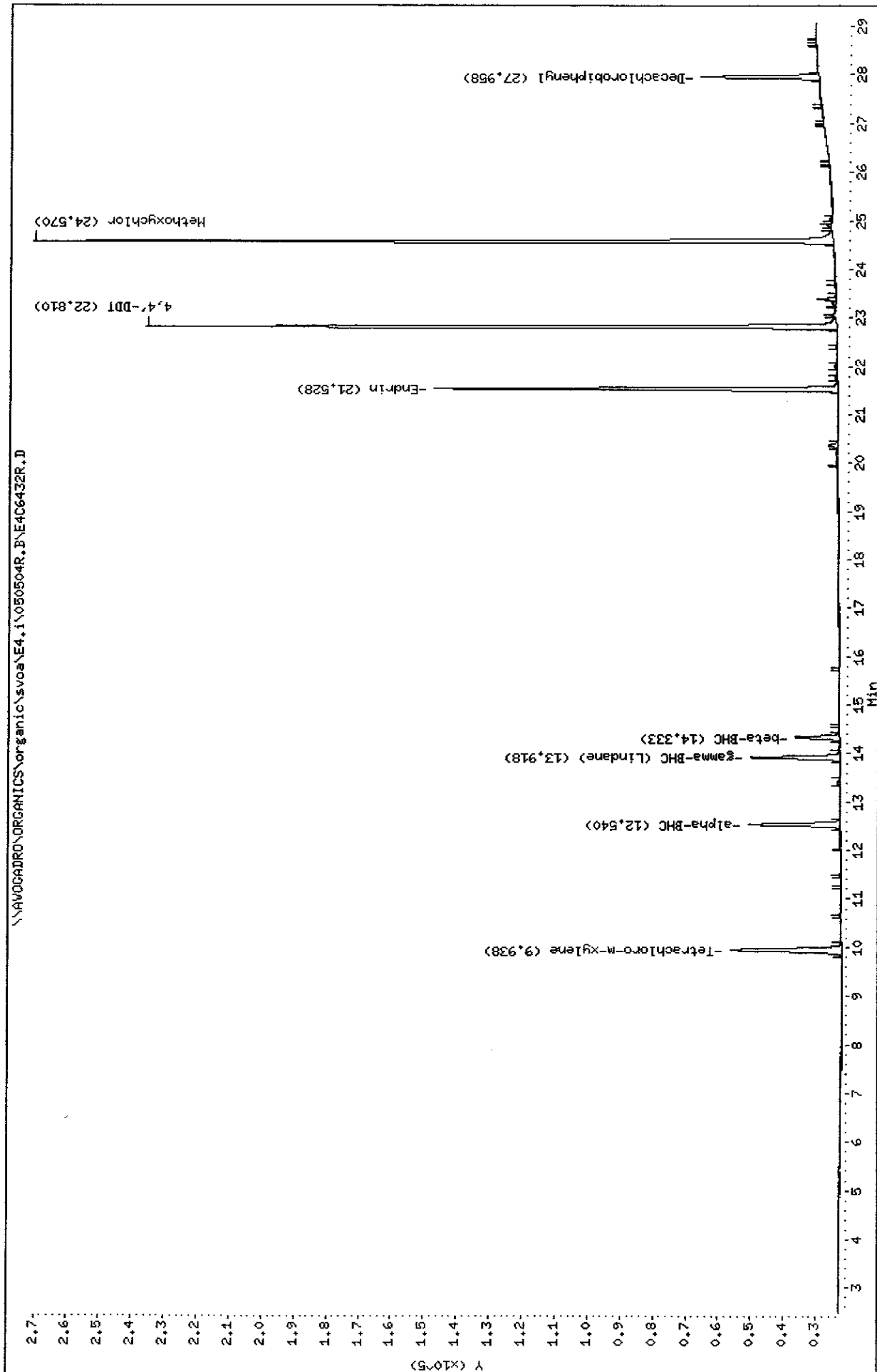
Column phase: CLPPESTII

Instrument: E4.i

Operator: SRC:

Column diameter: 0.53

\\AVOCADRO\ORGANICS\organic\svoa\E4.i\050504R.B\E4C6432R.D



Data File: E4C6432F.D  
Report Date: 05-May-2005 10:08

# Mitkem Corporation

## NYASP Pesticide Quantitation Report

Data file : \\AVOGADRO\ORGANICS\organic\svoa\E4.i\050504F.B\E4C6432F.D  
Lab Smp Id: PEMC1 Client Smp ID: PEMC1  
Inj Date : 04-MAY-2005 16:59  
Operator : SRC: Inst ID: E4.i  
Smp Info : PEMC1,PEMC1,,pem.sub,PEM.SPK,  
Misc Info :  
Comment :  
Method : \\AVOGADRO\ORGANICS\organic\svoa\E4.i\050504F.B\clp-1262e4f.m  
Meth Date : 05-May-2005 09:52 mtl Quant Type: ESTD  
Cal Date : 05-MAY-2005 00:50 Cal File: E4C6445F.D  
Als bottle: 2 QC Sample: PEM  
Dil Factor: 1.00000  
Integrator: Falcon Compound Sublist: pem.sub  
Subtraction File: \\AVOGADRO\ORGANICS  
Target Version: 4.03 Sample Matrix: WATER  
Processing Host: TARGET9

Concentration Formula:  $\text{Amt} * \text{DF} * \text{Uf} * \text{Vt} / (\text{Vo} * \text{Vi})$

Name	Value	Description
DF	1.000	Dilution Factor
Uf	1.000	Correction factor
Vt	1000.000	Volume of final extract (uL)
Vo	1000.000	Volume of sample extracted (mL)
Vi	1.000	Volume injected (uL)

CONCENTRATIONS						
		ON-COL	FINAL			
RT	EXP RT	DLT RT	RESPONSE ( ng)	( ug/L)	TARGET RANGE	RATIO
==	=====	=====	=====	=====	=====	=====
\$ 1	Tetrachloro-m-xylene		CAS #: 877-09-8			
7.06	7.07	-0.010	884851 0.01902	0.019		
-----						
3	alpha-BHC		CAS #: 319-84-6			
9.30	9.30	0.000	690712 0.00918	0.0092		
-----						
4	gamma-BHC (Lindane)		CAS #: 58-89-9			
10.5	10.5	0.000	633547 0.00907	0.0091		
-----						
7	beta-BHC		CAS #: 319-85-7			
10.9	10.9	0.000	269638 0.01043	0.010		
-----						

Data File: E4C6432F.D  
Report Date: 05-May-2005 10:08

CONCENTRATIONS						
RT	EXP RT	DLT RT	ON-COL	FINAL	TARGET RANGE	RATIO
==	=====	=====	RESPONSE ( ng)	( ug/L)	=====	=====
15 Endrin						
17.9	17.9	0.000	2845835	0.05169	0.052	
-----						
18 4,4'-DDT						
19.3	19.3	0.000	4637904	0.09803	0.098	
-----						
21 Methoxychlor						
20.9	20.9	0.000	4978218	0.22694	0.23	
-----						
\$ 2 Decachlorobiphenyl						
24.5	24.5	0.000	862770	0.01865	0.019	
-----						

32 05/05/05

Data File: E4C6432R.D  
Report Date: 05-May-2005 10:09

Mitkem Corporation

NYASP Pesticide Quantitation Report

Data file : \\AVOGADRO\ORGANICS\organic\svoa\E4.i\050504R.B\E4C6432R.D  
Lab Smp Id: PEMC1 Client Smp ID: PEMC1  
Inj Date : 04-MAY-2005 16:59  
Operator : SRC: Inst ID: E4.i  
Smp Info : PEMC1,PEMC1,,pem.sub,PEM.SPK,  
Misc Info :  
Comment :  
Method : \\AVOGADRO\ORGANICS\organic\svoa\E4.i\050504R.B\clp1262-e4r.m  
Meth Date : 05-May-2005 10:06 mtl Quant Type: ESTD  
Cal Date : 05-MAY-2005 00:50 Cal File: E4C6445R.D  
Als bottle: 2 QC Sample: PEM  
Dil Factor: 1.00000  
Integrator: Falcon Compound Sublist: pem.sub  
Subtraction File: \\AVOGADRO\ORGANICS  
Target Version: 4.03 Sample Matrix: WATER  
Processing Host: TARGET9

Concentration Formula:  $\text{Amt} * \text{DF} * \text{Uf} * \text{Vt} / (\text{Vo} * \text{Vi})$

Name	Value	Description
DF	1.000	Dilution Factor
Uf	1.000	Correction factor
Vt	1000.000	Volume of final extract (uL)
Vo	1000.000	Volume of sample extracted (mL)
Vi	1.000	Volume injected (uL)

CONCENTRATIONS						
		ON-COL		FINAL		
RT	EXP RT	DLT RT	RESPONSE (	ng)	( ug/L)	TARGET RANGE RATIO
=====						
\$ 1	Tetrachloro-m-xylene		CAS #:		877-09-8	
9.94	9.94	0.000	172257	0.01915	0.019	
-----						
3	alpha-BHC		CAS #:		319-84-6	
12.5	12.5	0.000	116200	0.00927	0.0093	
-----						
4	gamma-BHC (Lindane)		CAS #:		58-89-9	
13.9	13.9	0.000	110488	0.00942	0.0094	
-----						
7	beta-BHC		CAS #:		319-85-7	
14.3	14.3	0.000	53713	0.01012	0.010	
-----						

CONCENTRATIONS						
RT	EXP RT	DLT RT	ON COL	FINAL	TARGET RANGE	RATIO
---	-----	-----	RESPONSE ( ng)	( ug/L)	-----	-----
15 Endrin						
			CAS #: 72-20-8			
21.5	21.5	0.000	403184	0.05110	0.051	
-----						
18 4,4'-DDT						
			CAS #: 50-29-3			
22.8	22.8	0.000	652121	0.09338	0.093	
-----						
21 Methoxychlor						
			CAS #: 72-43-5			
24.6	24.6	0.000	746022	0.21949	0.22	
-----						
\$ 2 Decachlorobiphenyl						
			CAS #: 2051-24-3			
28.0	28.0	0.000	121778	0.01809	0.018	
-----						

sz 05/05/05

Data File: \\AVOCADRO\ORGANICS\organic\svoa\E4.1\050504F.B\E4C6447F.D

Date : 05-MAY-2005 02:03

Client ID: PEMC2

Sample Info: PEMC2,PEMC2,,pem.sub,PEM.SPK,

Volume Injected (uL): 1.0

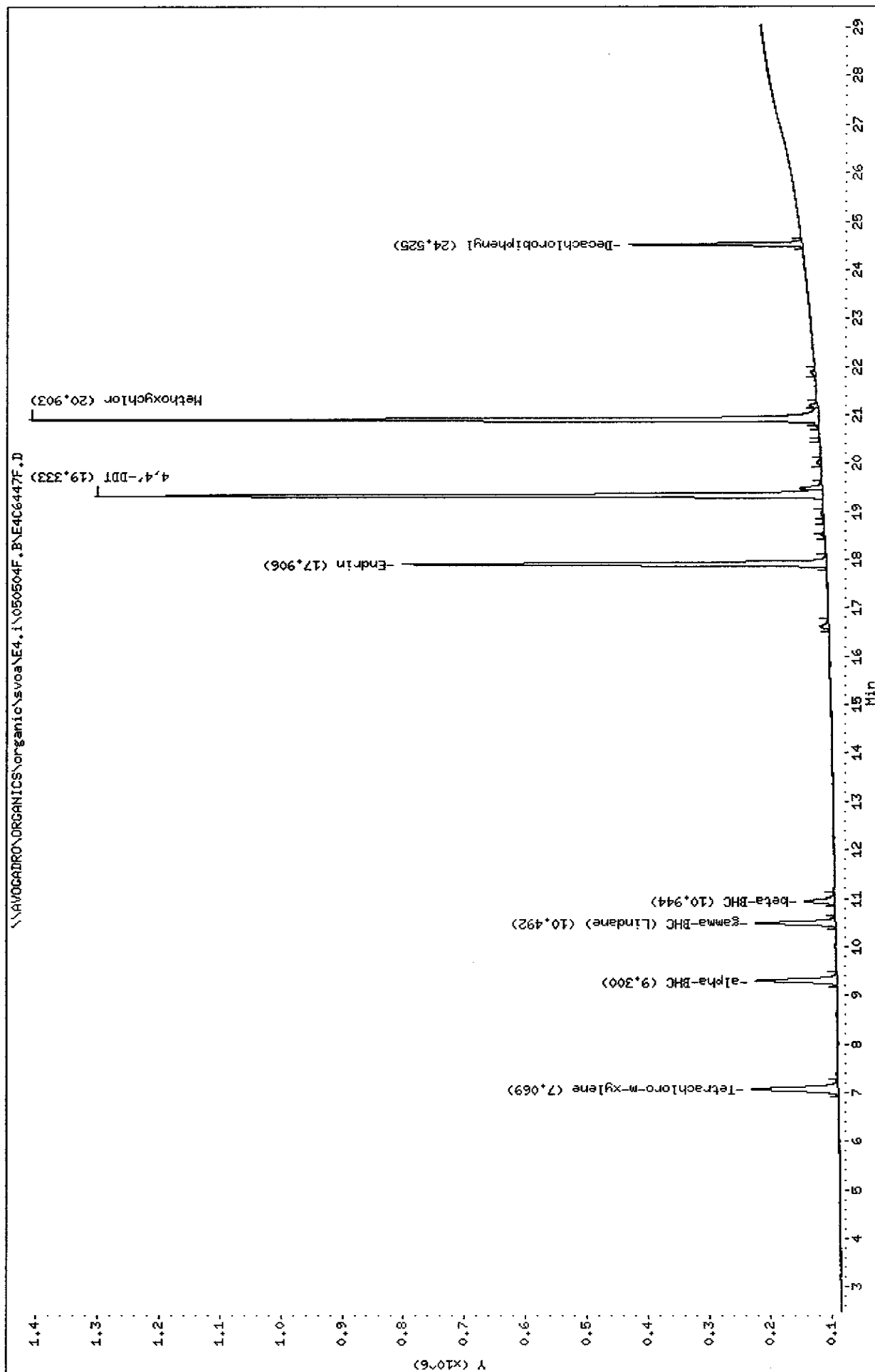
Column phase: CLPPest

Instrument: E4.1

Operator: SRC:

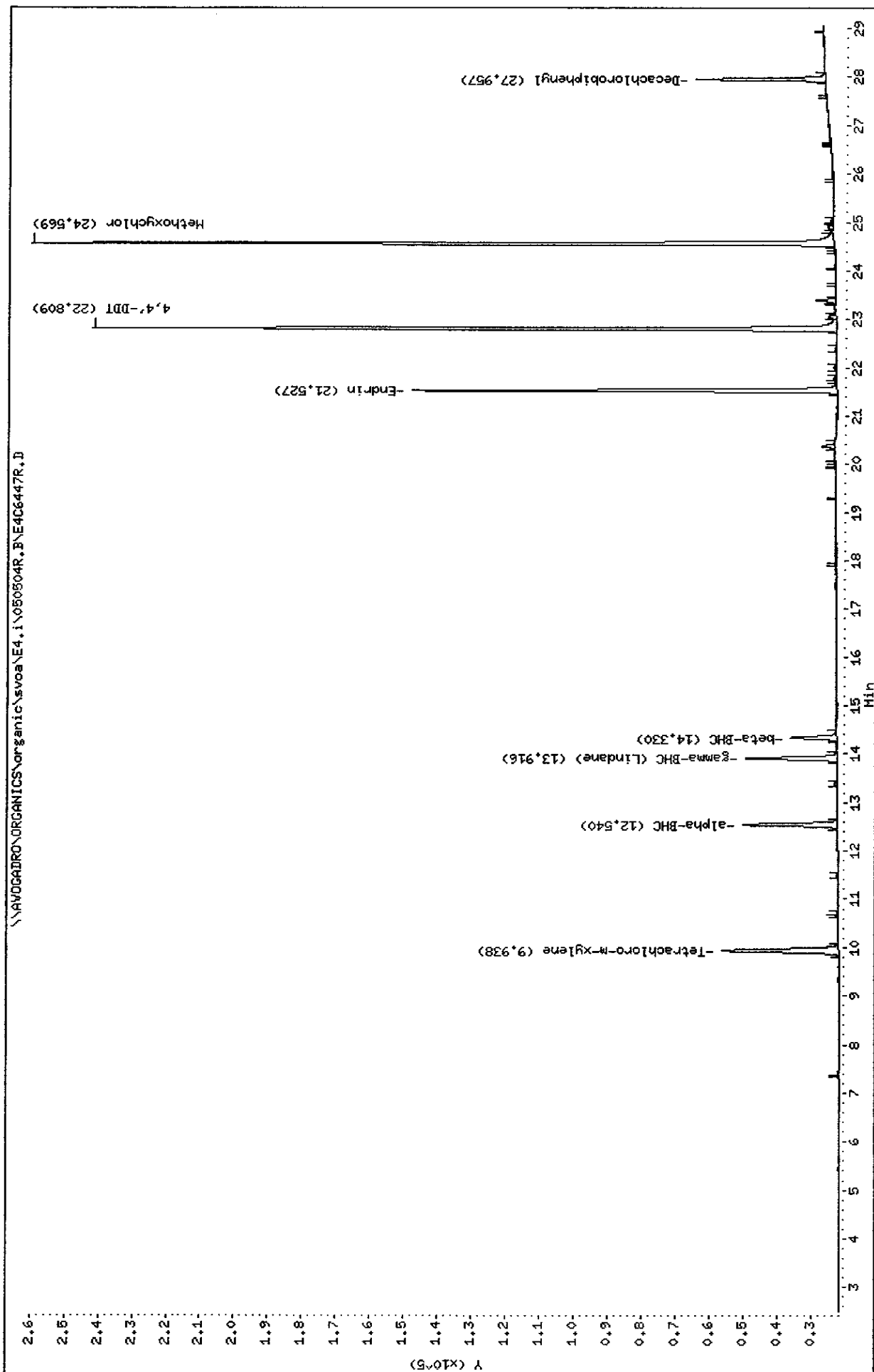
Column diameter: 0.53

\\AVOCADRO\ORGANICS\organic\svoa\E4.1\050504F.B\E4C6447F.D



Data File: \\AVOCARDRO\ORGANICS\organic\svoa\E4.i\050504R.B\E4C6447R.D  
 Date : 05-MAY-2005 02:03  
 Client ID: PEHC2  
 Sample Info: PEHC2,PEHC2,,pen.sub,PEH.SPK,  
 Volume Injected (uL): 1.0  
 Column phase: CLPPESTII

Instrument: E4.1  
 Operator: SRC:  
 Column diameter: 0.53



Data File: E4C6447F.D  
Report Date: 05-May-2005 10:09

Mitkem Corporation

NYASP Pesticide Quantitation Report

Data file : \\AVOGADRO\ORGANICS\organic\svoa\E4.i\050504F.B\E4C6447F.D  
Lab Smp Id: PEMC2 Client Smp ID: PEMC2  
Inj Date : 05-MAY-2005 02:03  
Operator : SRC: Inst ID: E4.i  
Smp Info : PEMC2,PEMC2,,pem.sub,PEM.SPK,  
Misc Info :  
Comment :  
Method : \\AVOGADRO\ORGANICS\organic\svoa\E4.i\050504F.B\clp-1262e4f.m  
Meth Date : 05-May-2005 09:52 mtl Quant Type: ESTD  
Cal Date : 05-MAY-2005 00:50 Cal File: E4C6445F.D  
Als bottle: 16 QC Sample: PEM  
Dil Factor: 1.00000  
Integrator: Falcon Compound Sublist: pem.sub  
Subtraction File: \\AVOGADRO\ORGANICS  
Target Version: 4.03 Sample Matrix: WATER  
Processing Host: TARGET9

Concentration Formula:  $\text{Amt} * \text{DF} * \text{Uf} * \text{Vt} / (\text{Vo} * \text{Vi})$

Name	Value	Description
DF	1.000	Dilution Factor
Uf	1.000	Correction factor
Vt	1000.000	Volume of final extract (uL)
Vo	1000.000	Volume of sample extracted (mL)
Vi	1.000	Volume injected (uL)

CONCENTRATIONS						
			ON-COL	FINAL		
RT	EXP RT	DLT RT	RESPONSE ( ng)	( ug/L)	TARGET RANGE	RATIO
==	=====	=====	=====	=====	=====	=====
\$ 1	Tetrachloro-m-xylene		CAS #: 877-09-8			
7.07	7.07	0.000	888062 0.01909	0.019		
-----						
3	alpha-BHC		CAS #: 319-84-6			
9.30	9.30	0.000	686970 0.00914	0.0091		
-----						
4	gamma-BHC (Lindane)		CAS #: 58-89-9			
10.5	10.5	0.000	636839 0.00912	0.0091		
-----						
7	beta-BHC		CAS #: 319-85-7			
10.9	10.9	0.000	266296 0.01030	0.010		
-----						



Data File: E4C6447F.D  
Report Date: 05-May-2005 10:09

CONCENTRATIONS						
RT	EXP RT	DLT RT	ON-COL	FINAL	TARGET RANGE	RATIO
==	=====	=====	RESPONSE ( ng)	( ug/L)	=====	=====
15 Endrin						
			CAS #: 72-20-8			
17.9	17.9	0.000	2866836 0.05207	0.052		
-----						
18 4,4'-DDT						
			CAS #: 50-29-3			
19.3	19.3	0.000	4557570 0.09633	0.096		
-----						
21 Methoxychlor						
			CAS #: 72-43-5			
20.9	20.9	0.000	4887212 0.22279	0.22		
-----						
\$ 2 Decachlorobiphenyl						
			CAS #: 2051-24-3			
24.5	24.5	0.000	895427 0.01935	0.019		
-----						

52 07/07/05

Data File: E4C6447R.D  
Report Date: 05-May-2005 10:10

Mitkem Corporation

NYASP Pesticide Quantitation Report

Data file : \\AVOGADRO\ORGANICS\organic\svoa\E4.i\050504R.B\E4C6447R.D  
Lab Smp Id: PEMC2 Client Smp ID: PEMC2  
Inj Date : 05-MAY-2005 02:03  
Operator : SRC: Inst ID: E4.i  
Smp Info : PEMC2,PEMC2,,pem.sub,PEM.SPK,  
Misc Info :  
Comment :  
Method : \\AVOGADRO\ORGANICS\organic\svoa\E4.i\050504R.B\clp1262-e4r.m  
Meth Date : 05-May-2005 10:06 mtl Quant Type: ESTD  
Cal Date : 05-MAY-2005 00:50 Cal File: E4C6445R.D  
Als bottle: 16 QC Sample: PEM  
Dil Factor: 1.00000  
Integrator: Falcon Compound Sublist: pem.sub  
Subtraction File: \\AVOGADRO\ORGANICS  
Target Version: 4.03 Sample Matrix: WATER  
Processing Host: TARGET9

Concentration Formula:  $\text{Amt} * \text{DF} * \text{Uf} * \text{Vt} / (\text{Vo} * \text{Vi})$

Name	Value	Description
DF	1.000	Dilution Factor
Uf	1.000	Correction factor
Vt	1000.000	Volume of final extract (uL)
Vo	1000.000	Volume of sample extracted (mL)
Vi	1.000	Volume injected (uL)

CONCENTRATIONS						
			ON-COL	FINAL		
RT	EXP RT	DLT RT	RESPONSE ( ng)	( ug/L)	TARGET RANGE	RATIO
**	*****	*****	*****	*****	*****	*****
\$ 1	Tetrachloro-m-xylene		CAS #: 877-09-8			
9.94	9.94	0.000	173239 0.01926	0.019		
-----						
3	alpha-BHC		CAS #: 319-84-6			
12.5	12.5	0.000	116665 0.00931	0.0093		
-----						
4	gamma-BHC (Lindane)		CAS #: 58-89-9			
13.9	13.9	0.000	109405 0.00933	0.0093		
-----						
7	beta-BHC		CAS #: 319-85-7			
14.3	14.3	0.000	55919 0.01053	0.011		
-----						

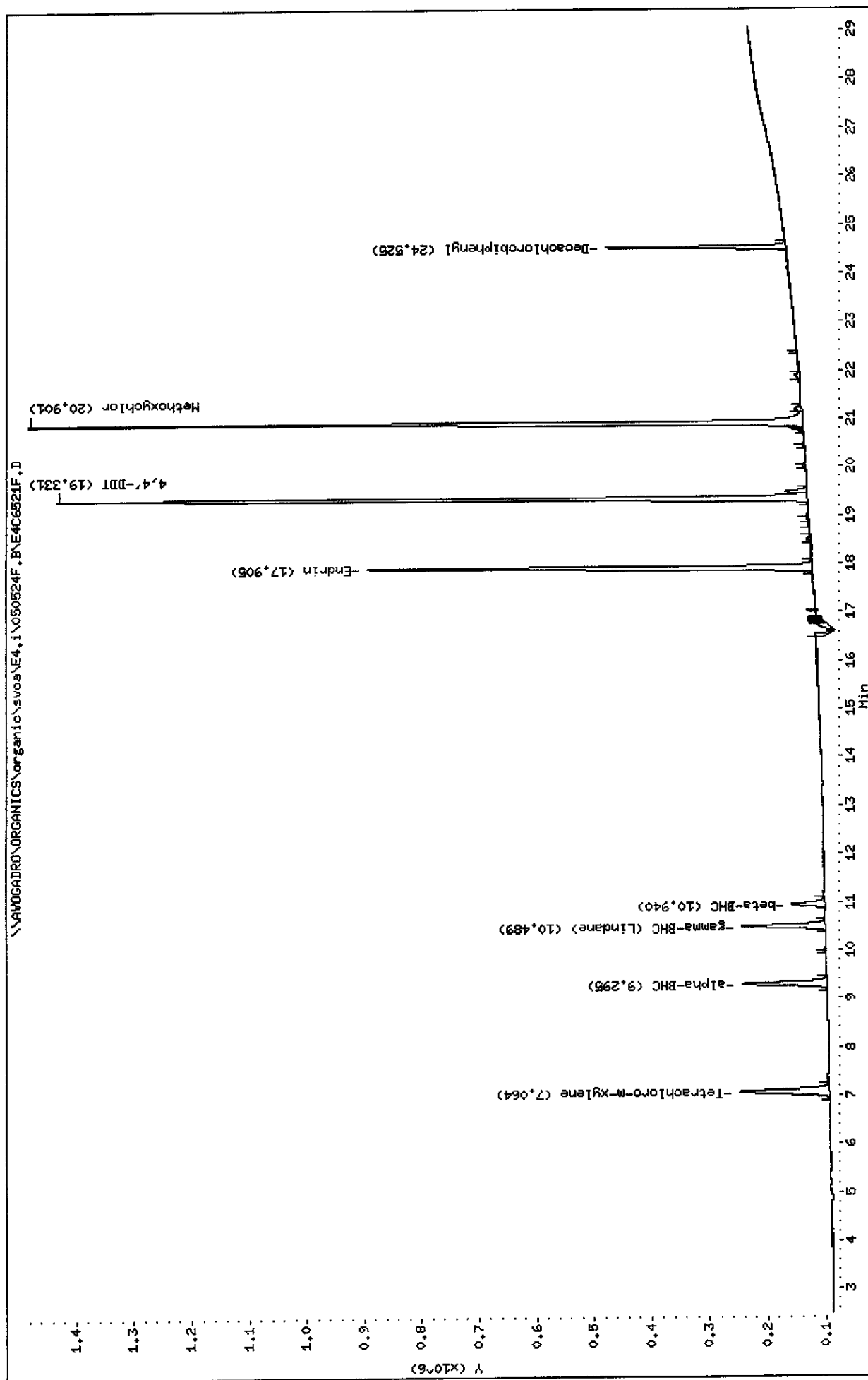
Data File: E4C6447R.D  
Report Date: 05-May-2005 10:10

CONCENTRATIONS						
RT	EXP RT	DLT RT	ON-COL	FINAL	TARGET RANGE	RATIO
==	=====	=====	RESPONSE ( ng)	( ug/L)	=====	=====
15 Endrin						
21.5	21.5	0.000	409334 0.05188	CAS #: 72-20-8 0.052		
-----						
18 4,4'-DDT						
22.8	22.8	0.000	669156 0.09582	CAS #: 50-29-3 0.096		
-----						
21 Methoxychlor						
24.6	24.6	0.000	730627 0.21496	CAS #: 72-43-5 0.21		
-----						
\$ 2 Decachlorobiphenyl						
28.0	28.0	0.000	128321 0.01906	CAS #: 2051-24-3 0.019		
-----						

5206/05/05

Data File: \\AVOCADRO\ORGANICS\organic\svoa\E4.i\050524F.B\E4C6521F.D  
 Date : 26-MAY-2005 06:22  
 Client ID: PEMCG  
 Sample Info: PEMCG,PEMCG,,pem.sub,PEM.SPK,  
 Volume Injected (uL): 1.0  
 Column phase: CLPPest

Instrument: E4.i  
 Operator: SRC:  
 Column diameter: 0.53



Data File: \\AVOCADRO\ORGANICS\organic\svoa\E4.i\050524R.B\E4C6521R.D

Date : 26-MAY-2005 06:22

Client ID: PEMCG

Sample Info: PEMCG,PEMCG,,pen.sub,PEH,SPK,

Volume Injected (uL): 1.0

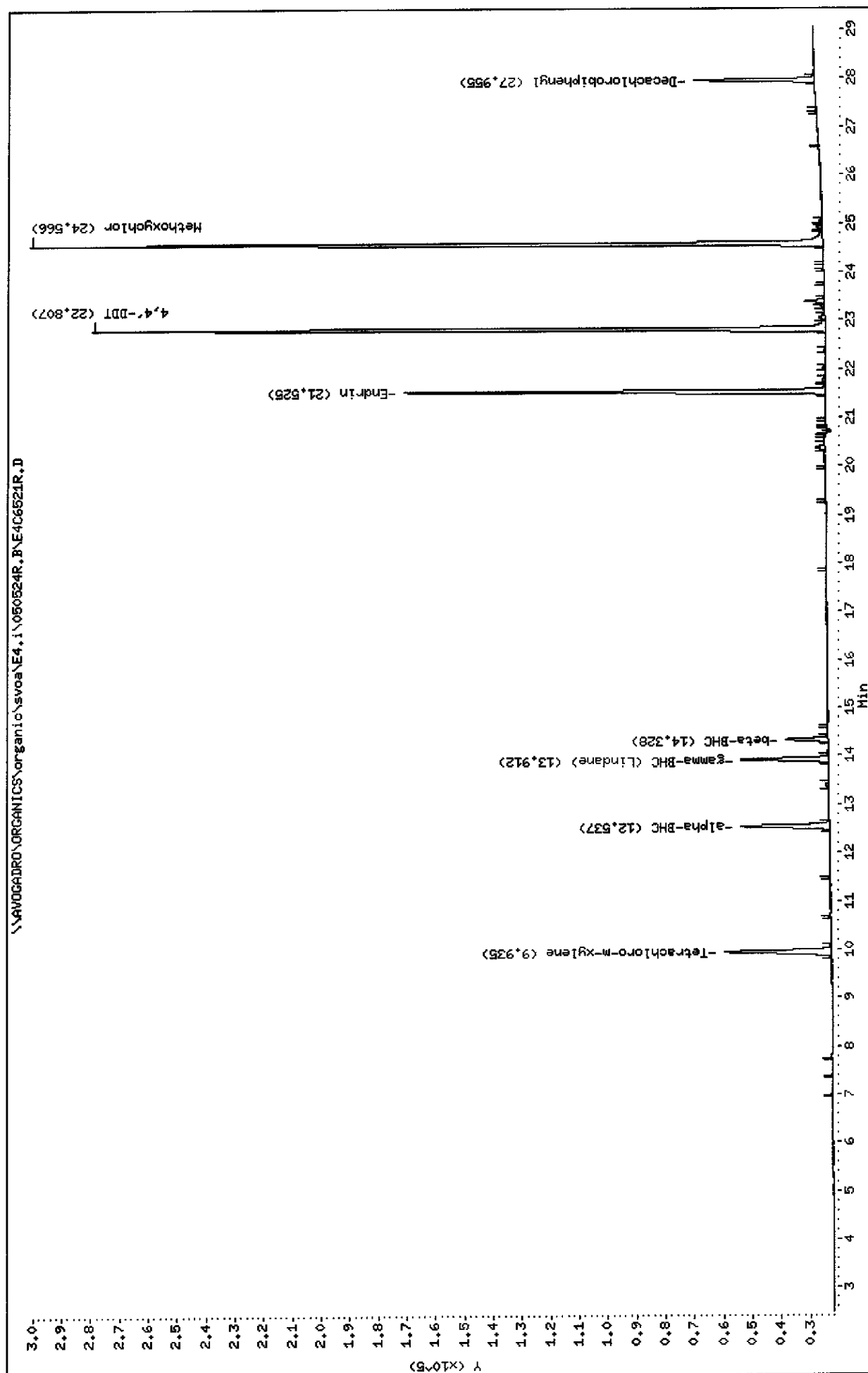
Column phase: CLPPESTII

Instrument: E4.i

Operator: SRC:

Column diameter: 0.53

\\AVOCADRO\ORGANICS\organic\svoa\E4.i\050524R.B\E4C6521R.D



Data File: E4C6521F.D  
Report Date: 01-Jun-2005 10:27

Mitkem Corporation

NYASP Pesticide Quantitation Report

Data file : \\AVOGADRO\ORGANICS\organic\svoa\E4.i\050524F.B\E4C6521F.D  
Lab Smp Id: PEMCG Client Smp ID: PEMCG  
Inj Date : 26-MAY-2005 06:22  
Operator : SRC: Inst ID: E4.i  
Smp Info : PEMCG,PEMCG,,pem.sub,PEM.SPK,  
Misc Info :  
Comment :  
Method : \\AVOGADRO\ORGANICS\organic\svoa\E4.i\050524F.B\clp-1262e4f.m  
Meth Date : 27-May-2005 10:50 mtl Quant Type: ESTD  
Cal Date : 05-MAY-2005 00:50 Cal File: E4C6445F.D  
Als bottle: 1 QC Sample: PEM  
Dil Factor: 1.00000  
Integrator: Falcon Compound Sublist: pem.sub  
Subtraction File: \\AVOGADRO\ORGANICS  
Target Version: 4.03 Sample Matrix: WATER

Concentration Formula:  $\text{Amt} * \text{DF} * \text{Uf} * \text{Vt} / (\text{Vo} * \text{Vi})$

Name	Value	Description
DF	1.000	Dilution Factor
Uf	1.000	Correction factor
Vt	1000.000	Volume of final extract (uL)
Vo	1000.000	Volume of sample extracted (mL)
Vi	1.000	Volume injected (uL)

CONCENTRATIONS						
RT	EXP RT	DLT RT	ON-COL RESPONSE ( ng)	FINAL ( ug/L)	TARGET RANGE	RATIO
==	=====	=====	=====	=====	=====	=====
\$ 1					CAS #: 877-09-8	
7.06	7.07	-0.010	964349 0.02073	0.021		
-----						
3					CAS #: 319-84-6	
9.30	9.30	0.000	763102 0.01015	0.010		
-----						
4					CAS #: 58-89-9	
10.5	10.5	0.000	711003 0.01018	0.010		
-----						
7					CAS #: 319-85-7	
10.9	10.9	0.000	302258 0.01169	0.012		
-----						
15					CAS #: 72-20-8	
17.9	17.9	0.000	3160836 0.05741	0.057		

6/1/05

Data File: E4C6521F.D  
Report Date: 01-Jun-2005 10:27

CONCENTRATIONS						
RT	EXP RT	DLT RT	ON-COL	FINAL	TARGET RANGE	RATIO
==	=====	=====	RESPONSE ( ng)	( ug/L)	=====	=====
18 4,4'-DDT CAS #: 50-29-3						
19.3	19.3	0.000	4947426 0.10457	0.10		
-----						
21 Methoxychlor CAS #: 72-43-5						
20.9	20.9	0.000	5068550 0.23106	0.23		
-----						
\$ 2 Decachlorobiphenyl CAS #: 2051-24-3						
24.5	24.5	0.000	977484 0.02113	0.021		
-----						

Data File: E4C6521R.D  
Report Date: 01-Jun-2005 10:28

Mitkem Corporation

NYASP Pesticide Quantitation Report

Data file : \\AVOGADRO\ORGANICS\organic\svoa\E4.i\050524R.B\E4C6521R.D  
Lab Smp Id: PEMCG Client Smp ID: PEMCG  
Inj Date : 26-MAY-2005 06:22  
Operator : SRC: Inst ID: E4.i  
Smp Info : PEMCG,PEMCG,,pem.sub,PEM.SPK,  
Misc Info :  
Comment :  
Method : \\AVOGADRO\ORGANICS\organic\svoa\E4.i\050524R.B\clp1262-e4r.m  
Meth Date : 27-May-2005 10:42 mtl Quant Type: ESTD  
Cal Date : 05-MAY-2005 00:50 Cal File: E4C6445R.D  
Als bottle: 1 QC Sample: PEM  
Dil Factor: 1.00000  
Integrator: Falcon Compound Sublist: pem.sub  
Subtraction File: \\AVOGADRO\ORGANICS  
Target Version: 4.03 Sample Matrix: WATER

Concentration Formula:  $\text{Amt} * \text{DF} * \text{Uf} * \text{Vt} / (\text{Vo} * \text{Vi})$

Name	Value	Description
DF	1.000	Dilution Factor
Uf	1.000	Correction factor
Vt	1000.000	Volume of final extract (uL)
Vo	1000.000	Volume of sample extracted (mL)
Vi	1.000	Volume injected (uL)

CONCENTRATIONS					
RT	EXP RT	DLT RT	ON-COL RESPONSE ( ng)	FINAL ( ug/L)	TARGET RANGE
==	=====	=====	=====	=====	=====
§ 1 Tetrachloro-m-xylene CAS #: 877-09-8					
9.94	9.94	0.000	185840 0.02066	0.021	
-----					
3 alpha-BHC CAS #: 319-84-6					
12.5	12.5	0.000	128582 0.01026	0.010	
-----					
4 gamma-BHC (Lindane) CAS #: 58-89-9					
13.9	13.9	0.000	120432 0.01027	0.010	
-----					
7 beta-BHC CAS #: 319-85-7					
14.3	14.3	0.000	58799 0.01108	0.011	
-----					
15 Endrin CAS #: 72-20-8					
21.5	21.5	0.000	476238 0.06036	0.060	
-----					

6/14/05



Data File: E4C6521R.D  
 Report Date: 01-Jun-2005 10:28

CONCENTRATIONS						
RT	EXP RT	DLT RT	RESPONSE (	ON-COL ( ng)	FINAL ( ug/L)	TARGET RANGE
==	=====	=====	=====	=====	=====	=====
18 4,4'-DDT			CAS #: 50-29-3			
22.8	22.8	0.000	775477	0.11105	0.11	
-----						
21 Methoxychlor			CAS #: 72-43-5			
24.6	24.6	0.000	829259	0.24398	0.24	
-----						
\$ 2 Decachlorobiphenyl			CAS #: 2051-24-3			
28.0	28.0	0.000	139859	0.02078	0.021	
-----						

Data File: \\AVOGADRO\ORGANICS\organic\svoa\E4.i\050524F.B\E4C6541F.D

Date : 26-MAY-2005 21:49

Client ID: PEHCl

Sample Info: PEHCl,PEHCl,,pen.sub,PEH.SPK,

Volume Injected (uL): 1.0

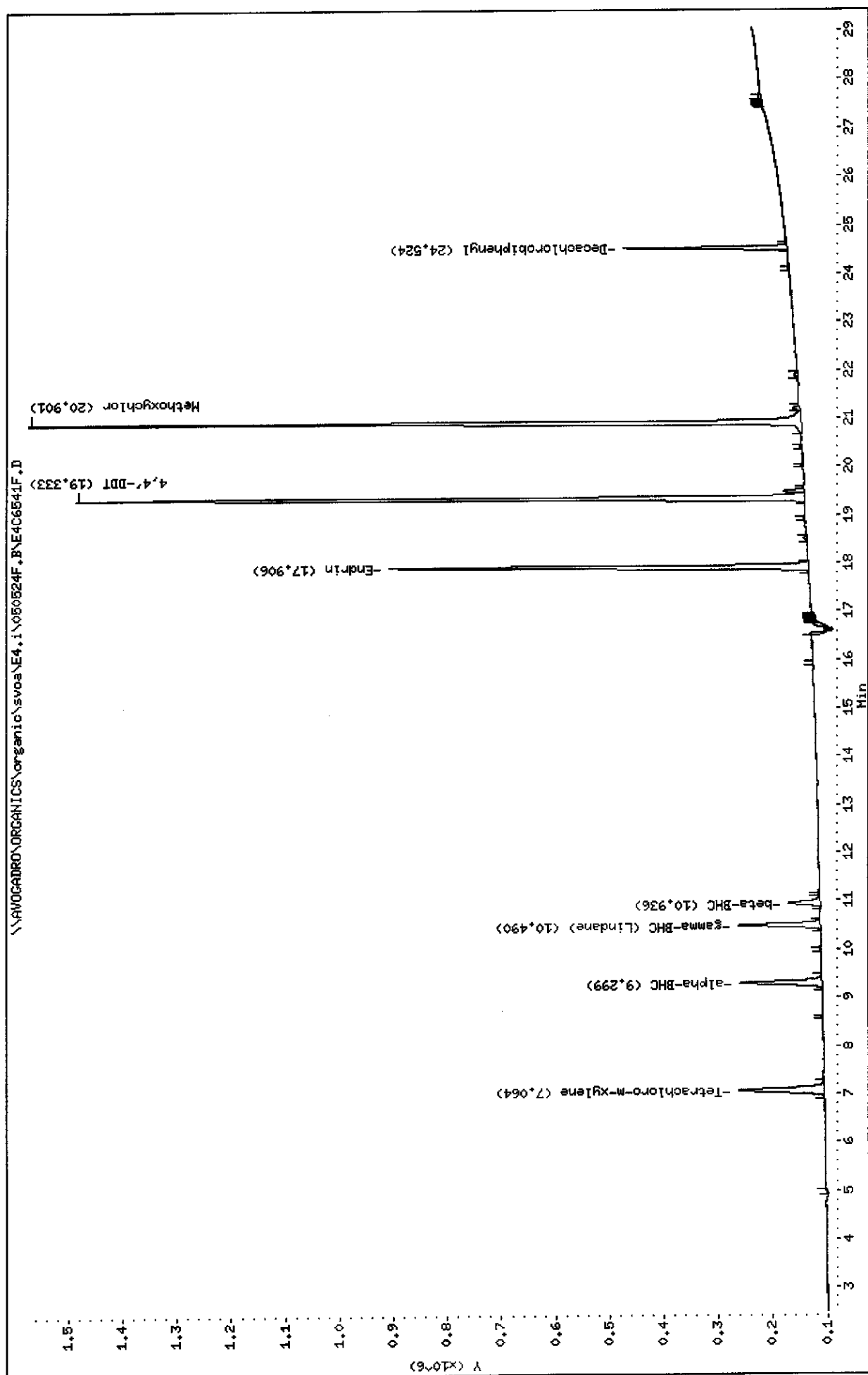
Column phase: CLPPest

Instrument: E4.i

Operator: SRC:

Column diameter: 0.53

\\AVOGADRO\ORGANICS\organic\svoa\E4.i\050524F.B\E4C6541F.D



Data File: \\AVOCADRO\ORGANICS\organic\svoa\E4.i\050524R.B\E4C6541R.D

Date : 26-MAY-2005 21:49

Client ID: PEH01

Sample Info: PEH01,PEH01,,pen.sub,PEH.SPK,

Volume Injected (uL): 1.0

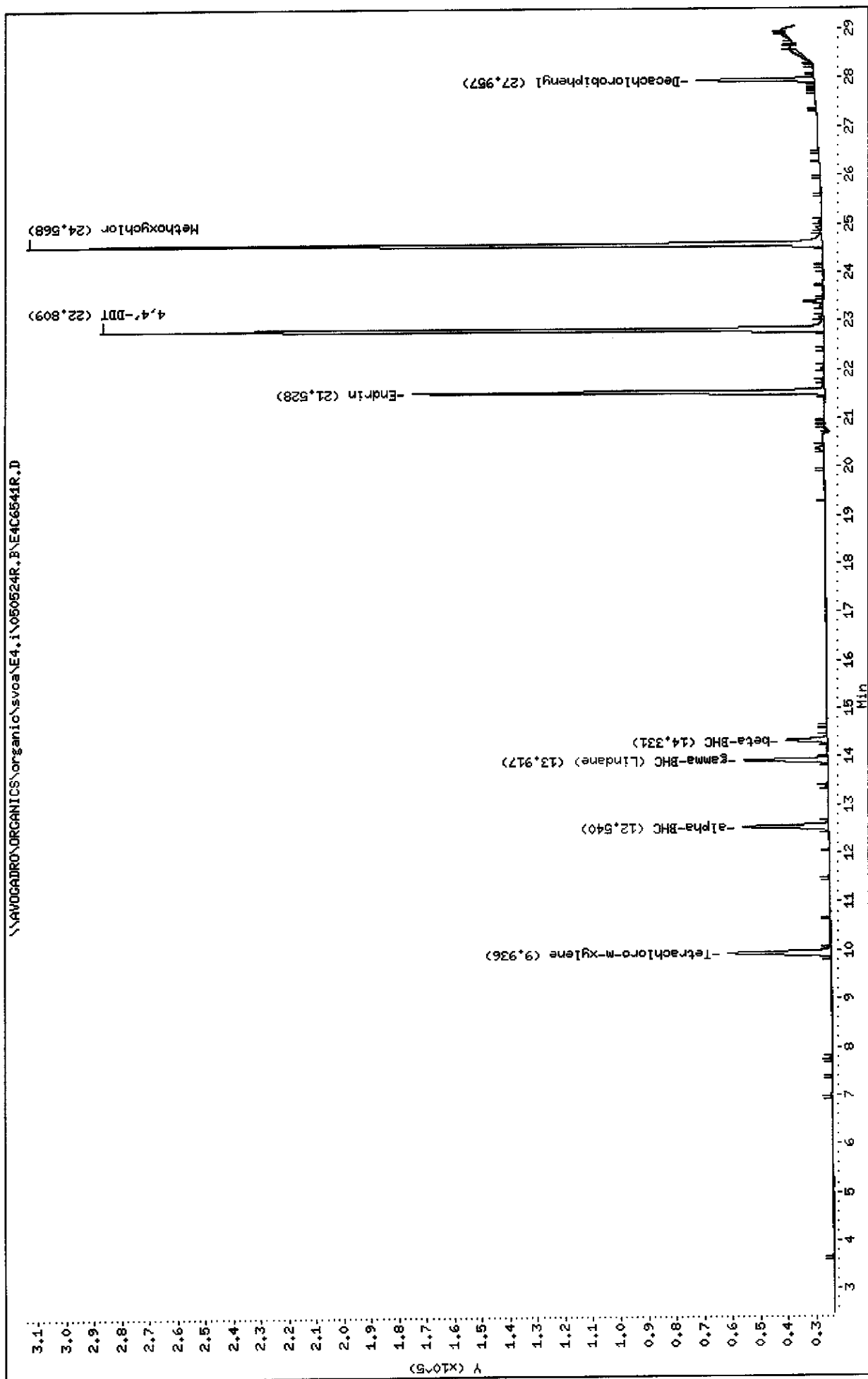
Column phase: CLPPESTII

Instrument: E4.i

Operator: SRC:

Column diameter: 0.53

\\AVOCADRO\ORGANICS\organic\svoa\E4.i\050524R.B\E4C6541R.D



Data File: E4C6541F.D  
Report Date: 01-Jun-2005 10:28

Mitkem Corporation

NYASP Pesticide Quantitation Report

Data file : \\AVOGADRO\ORGANICS\organic\svoa\E4.i\050524F.B\E4C6541F.D  
Lab Smp Id: PEMCI Client Smp ID: PEMCI  
Inj Date : 26-MAY-2005 21:49  
Operator : SRC: Inst ID: E4.i  
Smp Info : PEMCI,PEMCI,,pem.sub,PEM.SPK,  
Misc Info :  
Comment :  
Method : \\AVOGADRO\ORGANICS\organic\svoa\E4.i\050524F.B\clp-1262e4f.m  
Meth Date : 27-May-2005 10:50 mtl Quant Type: ESTD  
Cal Date : 05-MAY-2005 00:50 Cal File: E4C6445F.D  
Als bottle: 18 QC Sample: PEM  
Dil Factor: 1.00000  
Integrator: Falcon Compound Sublist: pem.sub  
Subtraction File: \\AVOGADRO\ORGANICS  
Target Version: 4.03 Sample Matrix: WATER  
Processing Host: TARGET7

Concentration Formula:  $\text{Amt} * \text{DF} * \text{Uf} * \text{Vt} / (\text{Vo} * \text{Vi})$

Name	Value	Description
DF	1.000	Dilution Factor
Uf	1.000	Correction factor
Vt	1000.000	Volume of final extract (uL)
Vo	1000.000	Volume of sample extracted (mL)
Vi	1.000	Volume injected (uL)

CONCENTRATIONS						
			ON-COL	FINAL		
RT	EXP RT	DLT RT	RESPONSE ( ng)	( ug/L)	TARGET RANGE	RATIO
==	=====	=====	=====	=====	=====	=====
\$ 1 Tetrachloro-m-xylene CAS #: 877-09-8						
7.06	7.07	-0.010	971312 0.02088	0.021		
-----						
3 alpha-BHC CAS #: 319-84-6						
9.30	9.30	0.000	775912 0.01032	0.010		
-----						
4 gamma-BHC (Lindane) CAS #: 58-89-9						
10.5	10.5	0.000	711349 0.01019	0.010		
-----						
7 beta-BHC CAS #: 319-85-7						
10.9	10.9	0.000	309291 0.01196	0.012		
-----						

h/c/r

Data File: E4C6541F.D  
 Report Date: 01-Jun-2005 10:28

CONCENTRATIONS						
RT	EXP RT	DLT RT	ON-COL	FINAL	TARGET RANGE	RATIO
==	=====	=====	RESPONSE ( ng)	( ug/L)	=====	=====
15 Endrin				CAS #: 72-20-8		
17.9	17.9	0.000	3172391 0.05762	0.058		
-----						
18 4,4'-DDT				CAS #: 50-29-3		
19.3	19.3	0.000	5092288 0.10763	0.11		
-----						
21 Methoxychlor				CAS #: 72-43-5		
20.9	20.9	0.000	5320451 0.24254	0.24		
-----						
\$ 2 Decachlorobiphenyl				CAS #: 2051-24-3		
24.5	24.5	0.000	949127 0.02051	0.021		
-----						

Data File: E4C6541R.D  
Report Date: 01-Jun-2005 10:28

Mitkem Corporation

NYASP Pesticide Quantitation Report

Data file : \\AVOGADRO\ORGANICS\organic\svoa\E4.i\050524R.B\E4C6541R.D  
Lab Smp Id: PEMCI Client Smp ID: PEMCI  
Inj Date : 26-MAY-2005 21:49  
Operator : SRC: Inst ID: E4.i  
Smp Info : PEMCI, PEMCI, , pem.sub, PEM.SPK,  
Misc Info :  
Comment :  
Method : \\AVOGADRO\ORGANICS\organic\svoa\E4.i\050524R.B\clp1262-e4r.m  
Meth Date : 27-May-2005 10:42 mtl Quant Type: ESTD  
Cal Date : 05-MAY-2005 00:50 Cal File: E4C6445R.D  
Als bottle: 18 QC Sample: PEM  
Dil Factor: 1.00000  
Integrator: Falcon Compound Sublist: pem.sub  
Subtraction File: \\AVOGADRO\ORGANICS  
Target Version: 4.03 Sample Matrix: WATER  
Processing Host: TARGET7

Concentration Formula:  $\text{Amt} * \text{DF} * \text{Uf} * \text{Vt} / (\text{Vo} * \text{Vi})$

Name	Value	Description
DF	1.000	Dilution Factor
Uf	1.000	Correction factor
Vt	1000.000	Volume of final extract (uL)
Vo	1000.000	Volume of sample extracted (mL)
Vi	1.000	Volume injected (uL)

CONCENTRATIONS						
			ON-COL	FINAL		
RT	EXP RT	DLT RT	RESPONSE ( ng)	( ug/L)	TARGET RANGE	RATIO
==	=====	=====	=====	=====	=====	=====
\$ 1	Tetrachloro-m-xylene		CAS #: 877-09-8			
9.94	9.94	0.000	185543	0.02062	0.021	
-----						
3	alpha-BHC		CAS #: 319-84-6			
12.5	12.5	0.000	129295	0.01032	0.010	
-----						
4	gamma-BHC (Lindane)		CAS #: 58-89-9			
13.9	13.9	0.000	120852	0.01031	0.010	
-----						
7	beta-BHC		CAS #: 319-85-7			
14.3	14.3	0.000	60459	0.01139	0.011	
-----						

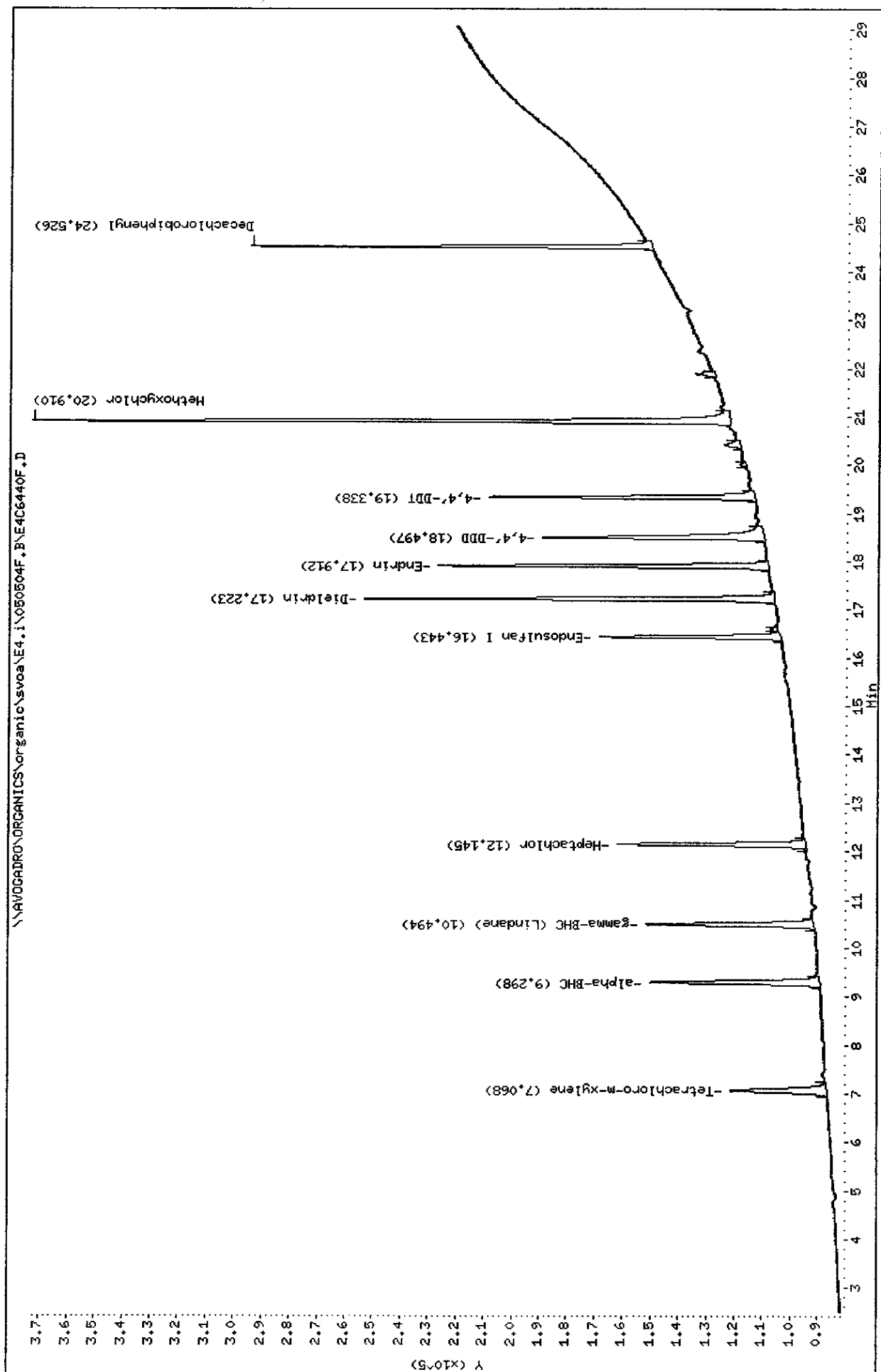
4/1/05

Data File: E4C6541R.D  
 Report Date: 01-Jun-2005 10:28

CONCENTRATIONS						
RT	EXP RT	DLT RT	RESPONSE (	ON-COL	FINAL	TARGET RANGE
==	=====	=====	=====	=====	=====	=====
			ng)		( ug/L)	
						RATIO
						=====
15 Endrin			CAS #: 72-20-8			
21.5	21.5	0.000	484849	0.06145	0.061	
-----						
18 4,4'-DDT			CAS #: 50-29-3			
22.8	22.8	0.000	792425	0.11347	0.11	
-----						
21 Methoxychlor			CAS #: 72-43-5			
24.6	24.6	0.000	860137	0.25307	0.25	
-----						
\$ 2 Decachlorobiphenyl			CAS #: 2051-24-3			
28.0	28.0	0.000	140705	0.02090	0.021	
-----						

Data File: \\AVOCADRO\ORGANICS\organic\svoa\E4.i\050504F.B\E4C6440F.D  
 Date : 04-MAY-2005 21:49  
 Client ID: INDALC1  
 Sample Info: INDALC1,INDALC1,,inda.sub,,  
 Volume Injected (uL): 1.0  
 Column phase: CLPest


Instrument: E4.i  
 Operator: SRC  
 Column diameter: 0.53





Data File: \\AVOCADRO\ORGANICS\organic\svoa\E4.1\050504R.B\E4C6440R.D  
 Date : 04-MAY-2005 21:49  
 Client ID: INDALC1  
 Sample Info: INDALC1,INDALC1,,inda.sub,,  
 Volume Injected (uL): 1.0  
 Column phase: CLPPESTII

Instrument: E4.1  
 Operator: SRC:  
 Column diameter: 0.53



Data File: E4C6440F.D  
Report Date: 05-May-2005 10:09

Mitkem Corporation

NYASP Pesticide Quantitation Report

Data file : \\AVOGADRO\ORGANICS\organic\svoa\E4.i\050504F.B\E4C6440F.D  
Lab Smp Id: INDALC1 Client Smp ID: INDALC1  
Inj Date : 04-MAY-2005 21:49  
Operator : SRC: Inst ID: E4.i  
Smp Info : INDALC1,INDALC1,,inda.sub,,  
Misc Info :  
Comment :  
Method : \\AVOGADRO\ORGANICS\organic\svoa\E4.i\050504F.B\clp-1262e4f.m  
Meth Date : 05-May-2005 09:52 mtl Quant Type: ESTD  
Cal Date : 05-MAY-2005 00:50 Cal File: E4C6445F.D  
Als bottle: 10 Calibration Sample, Level: 1  
Dil Factor: 1.00000  
Integrator: Falcon Compound Sublist: inda.sub  
Subtraction File: \\AVOGADRO\ORGANICS  
Target Version: 4.03 Sample Matrix: WATER  
Processing Host: TARGET9

Concentration Formula:  $\text{Amt} * \text{DF} * \text{Uf} * \text{Vt} / (\text{Vo} * \text{Vi})$

Name	Value	Description
DF	1.000	Dilution Factor
Uf	1.000	Correction factor
Vt	10000.000	Volume of final extract (uL)
Vo	1000.000	Volume of sample extracted (mL)
Vi	1.000	Volume injected (uL)

AMOUNTS

RT	EXP RT	DLT RT	CAL-AMT RESPONSE ( ng)	ON-COL ( ng)	TARGET RANGE	RATIO
\$ 1					CAS #: 877-09-8	
7.07	7.07	0.000	220573 0.00500	0.0047		(a)
3					CAS #: 319-84-6	
9.30	9.30	0.000	314538 0.00500	0.0042		(a)
4					CAS #: 58-89-9	
10.5	10.5	0.000	293962 0.00500	0.0042		(a)
5					CAS #: 76-44-8	
12.1	12.1	0.000	313696 0.00500	0.0046		(a)

AMOUNTS						
RT	EXP RT	DLT RT	RESPONSE (	CAL-AMT ( ng)	ON-COL ( ng)	TARGET RANGE RATIO
==	=====	=====	=====	=====	=====	=====
10 Endosulfan I			CAS #: 959-98-8			
16.4	16.4	0.000	273871	0.00500	0.0046	(a)
-----						
14 Dieldrin			CAS #: 60-57-1			
17.2	17.2	0.000	597979	0.01000	0.0090	(a)
-----						
15 Endrin			CAS #: 72-20-8			
17.9	17.9	0.000	495204	0.01000	0.0090	(a)
-----						
16 4,4'-DDD			CAS #: 72-54-8			
18.5	18.5	0.000	419311	0.01000	0.0085	(a)
-----						
18 4,4'-DDT			CAS #: 50-29-3			
19.3	19.3	0.000	393822	0.01000	0.0083	(a)
-----						
21 Methoxychlor			CAS #: 72-43-5			
20.9	20.9	0.000	994748	0.05000	0.045	(a)
-----						
\$ 2 Decachlorobiphenyl			CAS #: 2051-24-3			
24.5	24.5	0.000	458603	0.01000	0.0099	(a)
-----						

# QC Flag Legend

a - Target compound detected but, quantitated amount  
 Below Limit Of Quantitation(BLOQ).

*sz 05/07/05*

Data File: E4C6440R.D  
Report Date: 05-May-2005 10:10

Mitkem Corporation

NYASP Pesticide Quantitation Report

Data file : \\AVOGADRO\ORGANICS\organic\svoa\E4.i\050504R.B\E4C6440R.D  
Lab Smp Id: INDALC1 Client Smp ID: INDALC1  
Inj Date : 04-MAY-2005 21:49  
Operator : SRC: Inst ID: E4.i  
Smp Info : INDALC1,INDALC1,,inda.sub,,  
Misc Info :  
Comment :  
Method : \\AVOGADRO\ORGANICS\organic\svoa\E4.i\050504R.B\clp1262-e4r.m  
Meth Date : 05-May-2005 10:06 mtl Quant Type: ESTD  
Cal Date : 05-MAY-2005 00:50 Cal File: E4C6445R.D  
Als bottle: 10 Calibration Sample, Level: 1  
Dil Factor: 1.00000  
Integrator: Falcon Compound Sublist: inda.sub  
Subtraction File: \\AVOGADRO\ORGANICS  
Target Version: 4.03 Sample Matrix: WATER  
Processing Host: TARGET9

Concentration Formula:  $\text{Amt} * \text{DF} * \text{Uf} * \text{Vt} / (\text{Vo} * \text{Vi})$

Name	Value	Description
DF	1.000	Dilution Factor
Uf	1.000	Correction factor
Vt	10000.000	Volume of final extract (uL)
Vo	1000.000	Volume of sample extracted (mL)
Vi	1.000	Volume injected (uL)

AMOUNTS						
		CAL-AMT		ON-COL		
RT	EXP RT	DLT RT	RESPONSE (	ng)	(	ng)
==	=====	=====	=====	=====	=====	=====
<div> \$ 1 Tetrachloro-m-xylene <div>CAS #: 877-09-8</div> </div>						
9.94	9.94	0.000	44850	0.00500	0.0050	(a)
-----						
<div> 3 alpha-BHC <div>CAS #: 319-84-6</div> </div>						
12.5	12.5	0.000	55275	0.00500	0.0044	(a)
-----						
<div> 4 gamma-BHC (Lindane) <div>CAS #: 58-89-9</div> </div>						
13.9	13.9	0.000	52189	0.00500	0.0045	(a)
-----						
<div> 5 Heptachlor <div>CAS #: 76-44-8</div> </div>						
15.5	15.5	0.000	59629	0.00500	0.0048	(a)
-----						

Data File: E4C6440R.D  
Report Date: 05-May-2005 10:10

AMOUNTS						
RT	EXP RT	DLT RT	RESPONSE (	CAL-AMT ( ng)	ON-COL ( ng)	TARGET RANGE RATIO
==	=====	=====	=====	=====	=====	=====
10 Endosulfan I			CAS #: 959-98-8			
19.8	19.8	0.000	46933	0.00500	0.0047	(a)
-----						
14 Dieldrin			CAS #: 60-57-1			
20.7	20.7	0.000	86042	0.01000	0.0084	(a)
-----						
15 Endrin			CAS #: 72-20-8			
21.5	21.5	0.000	69557	0.01000	0.0088	(a)
-----						
16 4,4'-DDD			CAS #: 72-54-8			
22.0	22.0	0.000	52227	0.01000	0.0082	(a)
-----						
18 4,4'-DDT			CAS #: 50-29-3			
22.8	22.8	0.000	57041	0.01000	0.0082	(a)
-----						
21 Methoxychlor			CAS #: 72-43-5			
24.6	24.6	0.000	146063	0.05000	0.043	(a)
-----						
\$ 2 Decachlorobiphenyl			CAS #: 2051-24-3			
28.0	28.0	0.000	65539	0.01000	0.0097	(a)
-----						


*scanned*

#### QC Flag Legend

a - Target compound detected but, quantitated amount  
Below Limit Of Quantitation(BLOQ).

Data File: \\AVOCADRO\ORGANICS\organic\svoa\E4.1\050504F.B\E4C6442F.D  
 Date : 04-MAY-2005 23:02  
 Client ID: INDAMC1  
 Sample Info: INDAMC1,INDAMC1,,inda.sub,,  
 Volume Injected (uL): 1.0  
 Column phase: CLPest

Instrument: E4.i  
 Operator: SRC:  
 Column diameter: 0.53



Data File: \\AVOCADRO\ORGANICS\organic\svoa\E4.1\050504R.B\E4C6442R.D

Date : 04-MAY-2005 23:02

Client ID: INDAMC1

Sample Info: INDAMC1,INDAMC1,,inda.sub,,

Volume Injected (uL): 1.0


Column phase: CLPESTII

Instrument: E4.1

Operator: SRC:

Column diameter: 0.53

\\AVOCADRO\ORGANICS\organic\svoa\E4.1\050504R.B\E4C6442R.D



Data File: E4C6442F.D  
 Report Date: 05-May-2005 10:09

Mitkem Corporation

NYASP Pesticide Quantitation Report

Data file : \\AVOGADRO\ORGANICS\organic\svoa\E4.i\050504F.B\E4C6442F.D  
 Lab Smp Id: INDAMC1 Client Smp ID: INDAMC1  
 Inj Date : 04-MAY-2005 23:02  
 Operator : SRC: Inst ID: E4.i  
 Smp Info : INDAMC1,INDAMC1,,inda.sub,,  
 Misc Info :  
 Comment :  
 Method : \\AVOGADRO\ORGANICS\organic\svoa\E4.i\050504F.B\clp-1262e4f.m  
 Meth Date : 05-May-2005 09:52 mtl Quant Type: ESTD  
 Cal Date : 05-MAY-2005 00:50 Cal File: E4C6445F.D  
 Als bottle: 12 Calibration Sample, Level: 2  
 Dil Factor: 1.00000  
 Integrator: Falcon Compound Sublist: inda.sub  
 Subtraction File: \\AVOGADRO\ORGANICS  
 Target Version: 4.03 Sample Matrix: WATER  
 Processing Host: TARGET9

Concentration Formula:  $\text{Amt} * \text{DF} * \text{Uf} * \text{Vt} / (\text{Vo} * \text{Vi})$

Name	Value	Description
DF	1.000	Dilution Factor
Uf	1.000	Correction factor
Vt	10000.000	Volume of final extract (uL)
Vo	1000.000	Volume of sample extracted (mL)
Vi	1.000	Volume injected (uL)

AMOUNTS						
RT	EXP RT	DLT RT	CAL-AMT RESPONSE ( ng)	ON-COL ( ng)	TARGET RANGE	RATIO
\$ 1					CAS #: 877-09-8	
7.07	7.07	0.000	930402 0.02000	0.020		(a)
3					CAS #: 319-84-6	
9.30	9.30	0.000	1504019 0.02000	0.020		(a)
4					CAS #: 58-89-9	
10.5	10.5	0.000	1396467 0.02000	0.020		(a)
5					CAS #: 76-44-8	
12.1	12.1	0.000	1363926 0.02000	0.020		(a)



Data File: E4C6442F.D  
 Report Date: 05-May-2005 10:09

AMOUNTS						
RT	EXP RT	DLT RT	CAL-AMT	ON-COL	TARGET RANGE	RATIO
==	=====	=====	RESPONSE ( ng)	( ng)	=====	=====
10	Endosulfan I			CAS #: 959-98-8		
16.4	16.4	0.000	1192738 0.02000	0.020		(a)
14	Dieldrin			CAS #: 60-57-1		
17.2	17.2	0.000	2653493 0.04000	0.040		(a)
15	Endrin			CAS #: 72-20-8		
17.9	17.9	0.000	2202341 0.04000	0.040		(a)
16	4,4'-DDD			CAS #: 72-54-8		
18.5	18.5	0.000	1967716 0.04000	0.040		(a)
18	4,4'-DDT			CAS #: 50-29-3		
19.3	19.3	0.000	1892432 0.04000	0.040		(a)
21	Methoxychlor			CAS #: 72-43-5		
20.9	20.9	0.000	4387200 0.20000	0.20		(a)
\$ 2	Decachlorobiphenyl			CAS #: 2051-24-3		
24.5	24.5	0.000	1850822 0.04000	0.040		(a)

*scanned*

#### QC Flag Legend

a - Target compound detected but, quantitated amount  
 Below Limit Of Quantitation(BLOQ).

Data File: E4C6442R.D  
Report Date: 05-May-2005 10:10

Mitkem Corporation

NYASP Pesticide Quantitation Report

Data file : \\AVOGADRO\ORGANICS\organic\svoa\E4.i\050504R.B\E4C6442R.D  
Lab Smp Id: INDAMC1 Client Smp ID: INDAMC1  
Inj Date : 04-MAY-2005 23:02  
Operator : SRC: Inst ID: E4.i  
Smp Info : INDAMC1,INDAMC1,,inda.sub,,  
Misc Info :  
Comment :  
Method : \\AVOGADRO\ORGANICS\organic\svoa\E4.i\050504R.B\clp1262-e4r.m  
Meth Date : 05-May-2005 10:06 mtl Quant Type: ESTD  
Cal Date : 05-MAY-2005 00:50 Cal File: E4C6445R.D  
Als bottle: 12 Calibration Sample, Level: 2  
Dil Factor: 1.00000  
Integrator: Falcon Compound Sublist: inda.sub  
Subtraction File: \\AVOGADRO\ORGANICS  
Target Version: 4.03 Sample Matrix: WATER  
Processing Host: TARGET9

Concentration Formula:  $\text{Amt} * \text{DF} * \text{Uf} * \text{Vt} / (\text{Vo} * \text{Vi})$

Name	Value	Description
DF	1.000	Dilution Factor
Uf	1.000	Correction factor
Vt	10000.000	Volume of final extract (uL)
Vo	1000.000	Volume of sample extracted (mL)
Vi	1.000	Volume injected (uL)

AMOUNTS						
		CAL-AMT		ON-COL		
RT	EXP RT	DLT RT	RESPONSE ( ng)	( ng)	TARGET RANGE	RATIO
=====						
\$ 1	Tetrachloro-m-xylene		CAS #: 877-09-8			
9.94	9.94	0.000	179936 0.02000	0.020		(a)
-----						
3	alpha-BHC		CAS #: 319-84-6			
12.5	12.5	0.000	250678 0.02000	0.020		(a)
-----						
4	gamma-BHC (Lindane)		CAS #: 58-89-9			
13.9	13.9	0.000	234486 0.02000	0.020		(a)
-----						
5	Heptachlor		CAS #: 76-44-8			
15.5	15.5	0.000	250851 0.02000	0.020		(a)
-----						

Data File: E4C6442R.D  
Report Date: 05-May-2005 10:10

AMOUNTS						
RT	EXP RT	DLT RT	CAL-AMT	ON-COL	TARGET RANGE	RATIO
==	=====	=====	RESPONSE ( ng)	( ng)	=====	=====
10 Endosulfan I						
			CAS #: 959-98-8			
19.8	19.8	0.000	197710 0.02000	0.020		(a)
-----						
14 Dieldrin						
			CAS #: 60-57-1			
20.7	20.7	0.000	411670 0.04000	0.040		(a)
-----						
15 Endrin						
			CAS #: 72-20-8			
21.5	21.5	0.000	315616 0.04000	0.040		(a)
-----						
16 4,4'-DDD						
			CAS #: 72-54-8			
22.0	22.0	0.000	255499 0.04000	0.040		(a)
-----						
18 4,4'-DDT						
			CAS #: 50-29-3			
22.8	22.8	0.000	279336 0.04000	0.040		(a)
-----						
21 Methoxychlor						
			CAS #: 72-43-5			
24.6	24.6	0.000	679771 0.20000	0.20		(a)
-----						
\$ 2 Decachlorobiphenyl						
			CAS #: 2051-24-3			
28.0	28.0	0.000	269272 0.04000	0.040		(a)
-----						

*sz05/05/05*

#### QC Flag Legend

a - Target compound detected but, quantitated amount  
Below Limit Of Quantitation(BLOQ).


Data File: \\AVOGADRO\ORGANICS\organic\svoa\E4.i\050504F.B\E4C6444F.D  
 Date : 05-MAY-2005 00:14  
 Client ID: INDAHCI  
 Sample Info: INDAHCI,INDAHCI,,inda,sub,,  
 Volume Injected (uL): 1.0  
 Column phase: CLPest

Instrument: E4.i

Operator: SRC

Column diameter: 0.53


\\AVOGADRO\ORGANICS\organic\svoa\E4.i\050504F.B\E4C6444F.D



Data File: \\AVOCADRO\ORGANICS\organic\svoa\E4.1\050504R.B\E4C6444R.D  
 Date : 05-MAY-2005 00:14  
 Client ID: INDAHCL  
 Sample Info: INDAHCL,INDAHCL,,inda.sub,,  
 Volume Injected (uL): 1.0  
 Column phase: CLPPESTII

Instrument: E4.1  
 Operator: SRC:  
 Column diameter: 0.53

\\AVOCADRO\ORGANICS\organic\svoa\E4.1\050504R.B\E4C6444R.D



Data File: E4C6444F.D  
Report Date: 05-May-2005 10:09

Mitkem Corporation

NYASP Pesticide Quantitation Report

Data file : \\AVOGADRO\ORGANICS\organic\svoa\E4.i\050504F.B\E4C6444F.D  
Lab Smp Id: INDAHCl Client Smp ID: INDAHCl  
Inj Date : 05-MAY-2005 00:14  
Operator : SRC: Inst ID: E4.i  
Smp Info : INDAHCl, INDAHCl, , inda.sub, ,  
Misc Info :  
Comment :  
Method : \\AVOGADRO\ORGANICS\organic\svoa\E4.i\050504F.B\clp-1262e4f.m  
Meth Date : 05-May-2005 09:52 mtl Quant Type: ESTD  
Cal Date : 05-MAY-2005 00:50 Cal File: E4C6445F.D  
Als bottle: 14 Calibration Sample, Level: 3  
Dil Factor: 1.00000  
Integrator: Falcon Compound Sublist: inda.sub  
Subtraction File: \\AVOGADRO\ORGANICS  
Target Version: 4.03 Sample Matrix: WATER  
Processing Host: TARGET9

Concentration Formula:  $\text{Amt} * \text{DF} * \text{Uf} * \text{Vt} / (\text{Vo} * \text{Vi})$

Name	Value	Description
DF	1.000	Dilution Factor
Uf	1.000	Correction factor
Vt	10000.000	Volume of final extract (uL)
Vo	1000.000	Volume of sample extracted (mL)
Vi	1.000	Volume injected (uL)

AMOUNTS

RT	EXP RT	DLT RT	CAL-AMT RESPONSE ( ng)	ON-COL ( ng)	TARGET RANGE	RATIO
\$ 1						
7.06	7.07	-0.010	3506759 0.08000	0.075		
3						
9.29	9.30	-0.010	6179433 0.08000	0.082		(A)
4						
10.5	10.5	0.000	5617996 0.08000	0.080		(A)
5						
12.1	12.1	0.000	5322522 0.08000	0.078		

Data File: E4C6444F.D  
Report Date: 05-May-2005 10:09

AMOUNTS						
RT	EXP RT	DLT RT	CAL.-AMT	ON-COL	TARGET RANGE	RATIO
==	=====	=====	RESPONSE ( ng)	( ng)	=====	=====
-----						
10	Endosulfan I				CAS #: 959-98-8	
16.4	16.4	0.000	4457535	0.08000	0.075	
-----						
14	Dieldrin				CAS #: 60-57-1	
17.2	17.2	0.000	9924799	0.16000	0.15	
-----						
15	Endrin				CAS #: 72-20-8	
17.9	17.9	0.000	8158517	0.16000	0.15	
-----						
16	4,4'-DDD				CAS #: 72-54-8	
18.5	18.5	0.000	7752090	0.16000	0.16	
-----						
18	4,4'-DDT				CAS #: 50-29-3	
19.3	19.3	0.000	7756356	0.16000	0.16	(A)
-----						
21	Methoxychlor				CAS #: 72-43-5	
20.9	20.9	0.000	15852821	0.80000	0.72	
-----						
\$ 2	Decachlorobiphenyl				CAS #: 2051-24-3	
24.5	24.5	0.000	6803610	0.16000	0.15	(A)
-----						

# QC Flag Legend

A - Target compound detected but, quantitated amount exceeded maximum amount.

*5/20/05/05*

Data File: E4C6444R.D  
 Report Date: 05-May-2005 10:10

Mitkem Corporation

NYASP Pesticide Quantitation Report

Data file : \\AVOGADRO\ORGANICS\organic\svoa\E4.i\050504R.B\E4C6444R.D  
 Lab Smp Id: INDAHCl Client Smp ID: INDAHCl  
 Inj Date : 05-MAY-2005 00:14  
 Operator : SRC: Inst ID: E4.i  
 Smp Info : INDAHCl, INDAHCl, , inda.sub, ,  
 Misc Info :  
 Comment :  
 Method : \\AVOGADRO\ORGANICS\organic\svoa\E4.i\050504R.B\clp1262-e4r.m  
 Meth Date : 05-May-2005 10:06 mtl Quant Type: ESTD  
 Cal Date : 05-MAY-2005 00:50 Cal File: E4C6445R.D  
 Als bottle: 14 Calibration Sample, Level: 3  
 Dil Factor: 1.00000  
 Integrator: Falcon Compound Sublist: inda.sub  
 Subtraction File: \\AVOGADRO\ORGANICS  
 Target Version: 4.03 Sample Matrix: WATER  
 Processing Host: TARGET9

Concentration Formula:  $\text{Amt} * \text{DF} * \text{Uf} * \text{Vt} / (\text{Vo} * \text{Vi})$

Name	Value	Description
DF	1.000	Dilution Factor
Uf	1.000	Correction factor
Vt	10000.000	Volume of final extract (uL)
Vo	1000.000	Volume of sample extracted (mL)
Vi	1.000	Volume injected (uL)

AMOUNTS

RT	EXP RT	DLT RT	CAL-AMT RESPONSE ( ng)	ON-COL ( ng)	TARGET RANGE	RATIO
\$ 1						
9.94	9.94	0.000	661187 0.08000	0.073		
3						
12.5	12.5	0.000	1068983 0.08000	0.085		(A)
4						
13.9	13.9	0.000	983780 0.08000	0.084		(A)
5						
15.5	15.5	0.000	1001040 0.08000	0.080		



Data File: E4C6444R.D  
Report Date: 05-May-2005 10:10

AMOUNTS						
RT	EXP RT	DLT RT	CAL-AMT RESPONSE ( ng)	ON-COL ( ng)	TARGET RANGE	RATIO
==	=====	=====	=====	=====	=====	=====
10 Endosulfan I			CAS #: 959-98-8			
19.8	19.8	0.000	769328 0.08000	0.078		
-----						
14 Dieldrin			CAS #: 60-57-1			
20.7	20.7	0.000	1671601 0.16000	0.16		(A)
-----						
15 Endrin			CAS #: 72-20-8			
21.5	21.5	0.000	1302441 0.16000	0.17		(A)
-----						
16 4,4'-DDD			CAS #: 72-54-8			
22.0	22.0	0.000	1089562 0.16000	0.17		(A)
-----						
18 4,4'-DDT			CAS #: 50-29-3			
22.8	22.8	0.000	1170393 0.16000	0.17		(A)
-----						
21 Methoxychlor			CAS #: 72-43-5			
24.6	24.6	0.000	2657805 0.80000	0.78		
-----						
\$ 2 Decachlorobiphenyl			CAS #: 2051-24-3			
28.0	28.0	0.000	969120 0.16000	0.14		(A)
-----						

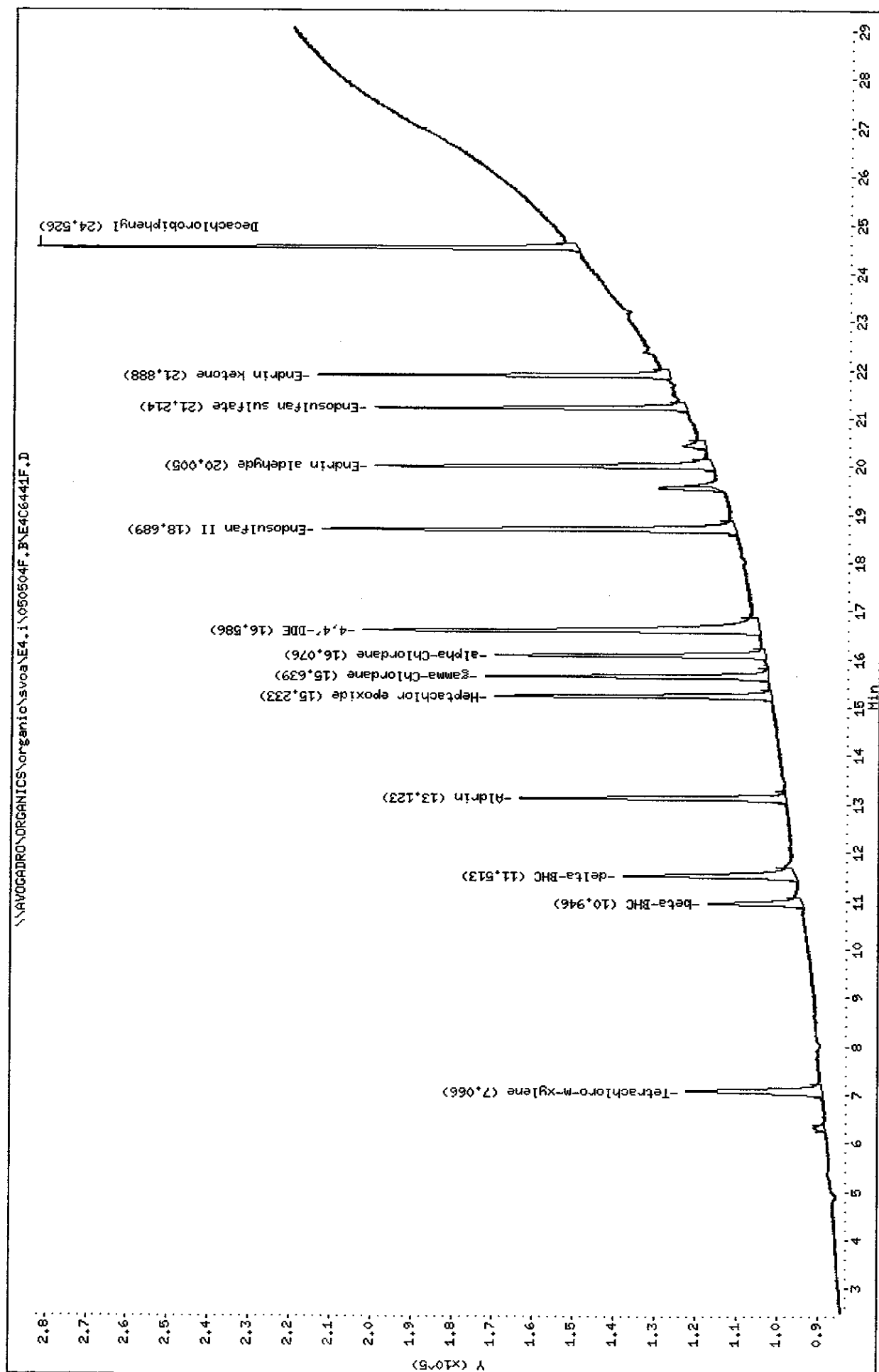
*52070705*

#### QC Flag Legend

A - Target compound detected but, quantitated amount exceeded maximum amount.

Data File: \\AVOGADRO\ORGANICS\organic\svoa\E4.i\050504F.B\E4C6441F.D  
 Date : 04-MAY-2005 22:25  
 Client ID: INDBLC1  
 Sample Info: INDBLC1,INDBLC1,,indb.sub,,  
 Volume Injected (uL): 1.0  
 Column phase: CLPFest

Instrument: E4.i  
 Operator: SRC:  
 Column diameter: 0.53




Data File: \\AVOCADRON\ORGANICS\organic\svoa\E4.i\050504R.BNE4C6441R.D  
 Date : 04-MAY-2005 22:25  
 Client ID: INDBLC1  
 Sample Info: INDBLC1,INDBLC1,,indb.sub,,  
 Volume Injected (uL): 1.0  
 Column phase: CLPPESTII

Instrument: E4.i

Operator: SRC:

Column diameter: 0.53



Data File: E4C6441F.D  
Report Date: 05-May-2005 10:09

Mitkem Corporation

NYASP Pesticide Quantitation Report

Data file : \\AVOGADRO\ORGANICS\organic\svoa\E4.i\050504F.B\E4C6441F.D  
Lab Smp Id: INDBLC1 Client Smp ID: INDBLC1  
Inj Date : 04-MAY-2005 22:25  
Operator : SRC: Inst ID: E4.i  
Smp Info : INDBLC1, INDBLC1, , indb.sub, ,  
Misc Info :  
Comment :  
Method : \\AVOGADRO\ORGANICS\organic\svoa\E4.i\050504F.B\clp-1262e4f.m  
Meth Date : 05-May-2005 09:52 mtl Quant Type: ESTD  
Cal Date : 05-MAY-2005 00:50 Cal File: E4C6445F.D  
Als bottle: 11 Calibration Sample, Level: 1  
Dil Factor: 1.00000  
Integrator: Falcon Compound Sublist: indb.sub  
Subtraction File: \\AVOGADRO\ORGANICS  
Target Version: 4.03 Sample Matrix: WATER  
Processing Host: TARGET9

Concentration Formula:  $\text{Amt} * \text{DF} * \text{Uf} * \text{Vt} / (\text{Vo} * \text{Vi})$

Name	Value	Description
DF	1.000	Dilution Factor
Uf	1.000	Correction factor
Vt	10000.000	Volume of final extract (uL)
Vo	1000.000	Volume of sample extracted (mL)
Vi	1.000	Volume injected (uL)

AMOUNTS						
RT	EXP RT	DLT RT	CAL-AMT RESPONSE ( ng)	ON-COL ( ng)	TARGET RANGE	RATIO
==	=====	=====	=====	=====	=====	=====
\$ 1	Tetrachloro-m-xylene		CAS #: 877-09-8			
7.07	7.07	0.000	210622 0.00500	0.0045		(a)
-----						
6	Aldrin		CAS #: 309-00-2			
13.1	13.1	0.000	294485 0.00500	0.0047		(a)
-----						
7	beta-BHC		CAS #: 319-85-7			
10.9	10.9	0.000	123251 0.00500	0.0048		(a)
-----						
8	delta-BHC		CAS #: 319-86-8			
11.5	11.5	0.000	236030 0.00500	0.0041		(a)
-----						

Data File: E4C6441F.D  
Report Date: 05-May-2005 10:09

AMOUNTS						
RT	EXP RT	DLT RT	CAL-AMT	ON-COL	TARGET RANGE	RATIO
==	=====	=====	RESPONSE ( ng)	( ng)	=====	=====
9 Heptachlor epoxide CAS #: 1024-57-3						
15.2	15.2	0.000	289450 0.00500	0.0048		(a)
-----						
11 gamma-Chlordane CAS #: 5103-74-2						
15.6	15.6	0.000	298500 0.00500	0.0048		(a)
-----						
12 alpha-Chlordane CAS #: 5103-71-9						
16.1	16.1	0.000	280074 0.00500	0.0049		(a)
-----						
13 4,4'-DDE CAS #: 72-55-9						
16.6	16.6	0.000	549824 0.01000	0.0094		(a)
-----						
17 Endosulfan II CAS #: 33213-65-9						
18.7	18.7	0.000	494744 0.01000	0.0096		(a)
-----						
19 Endrin aldehyde CAS #: 7421-93-4						
20.0	20.0	0.000	353998 0.01000	0.0093		(a)
-----						
20 Endosulfan sulfate CAS #: 1031-07-8						
21.2	21.2	0.000	290515 0.01000	0.0080		(a)
-----						
22 Endrin ketone CAS #: 53494-70-5						
21.9	21.9	0.000	313321 0.01000	0.0087		(a)
-----						
\$ 2 Decachlorobiphenyl CAS #: 2051-24-3						
24.5	24.5	0.000	432102 0.01000	0.0093		(a)
-----						

# QC Flag Legend

a - Target compound detected but, quantitated amount  
Below Limit Of Quantitation(BLOQ).

*sz 05/07/06*

Data File: E4C6441R.D  
Report Date: 05-May-2005 10:10

Mitkem Corporation

NYASP Pesticide Quantitation Report

Data file : \\AVOGADRO\ORGANICS\organic\svoa\E4.i\050504R.B\E4C6441R.D  
Lab Smp Id: INDBLC1 Client Smp ID: INDBLC1  
Inj Date : 04-MAY-2005 22:25  
Operator : SRC: Inst ID: E4.i  
Smp Info : INDBLC1, INDBLC1,, indb.sub,,  
Misc Info :  
Comment :  
Method : \\AVOGADRO\ORGANICS\organic\svoa\E4.i\050504R.B\clp1262-e4r.m  
Meth Date : 05-May-2005 10:06 mtl Quant Type: ESTD  
Cal Date : 05-MAY-2005 00:50 Cal File: E4C6445R.D  
Als bottle: 11 Calibration Sample, Level: 1  
Dil Factor: 1.00000  
Integrator: Falcon Compound Sublist: indb.sub  
Subtraction File: \\AVOGADRO\ORGANICS  
Target Version: 4.03 Sample Matrix: WATER  
Processing Host: TARGET9

Concentration Formula:  $\text{Amt} * \text{DF} * \text{Uf} * \text{Vt} / (\text{Vo} * \text{Vi})$

Name	Value	Description
DF	1.000	Dilution Factor
Uf	1.000	Correction factor
Vt	10000.000	Volume of final extract (uL)
Vo	1000.000	Volume of sample extracted (mL)
Vi	1.000	Volume injected (uL)

AMOUNTS

RT	EXP RT	DLT RT	CAL-AMT RESPONSE ( ng)	ON-COL ( ng)	TARGET RANGE	RATIO
\$ 1					CAS #: 877-09-8	
9.94	9.94	0.000	44215 0.00500	0.0049		(a)
6					CAS #: 309-00-2	
16.5	16.5	0.000	48746 0.00500	0.0049		(a)
7					CAS #: 319-85-7	
14.3	14.3	0.000	27237 0.00500	0.0051		(a)
8					CAS #: 319-86-8	
15.4	15.4	0.000	44607 0.00500	0.0045		(a)

AMOUNTS						
RT	EXP RT	DLT RT	RESPONSE (	CAL-AMT ( ng)	ON-COL ( ng)	TARGET RANGE RATIO
==	=====	=====	=====	=====	=====	=====
9 Heptachlor epoxide CAS #: 1024-57-3						
18.6	18.6	0.000	49096	0.00500	0.0050	(a)
-----						
11 gamma-Chlordane CAS #: 5103-74-2						
19.2	19.2	0.000	49058	0.00500	0.0049	(a)
-----						
12 alpha-Chlordane CAS #: 5103-71-9						
19.7	19.7	0.000	48711	0.00500	0.0051	(a)
-----						
13 4,4'-DDE CAS #: 72-55-9						
20.4	20.4	0.000	75906	0.01000	0.0088	(a)
-----						
17 Endosulfan II CAS #: 33213-65-9						
22.1	22.1	0.000	69043	0.01000	0.0095	(a)
-----						
19 Endrin aldehyde CAS #: 7421-93-4						
23.1	23.0	0.100	49805	0.01000	0.0093	(a)
-----						
20 Endosulfan sulfate CAS #: 1031-07-8						
23.8	23.7	0.100	30911	0.01000	0.0070	(a)
-----						
22 Endrin ketone CAS #: 53494-70-5						
25.0	25.0	0.000	32272	0.01000	0.0078	(a)
-----						
\$ 2 Decachlorobiphenyl CAS #: 2051-24-3						
28.0	28.0	0.000	63433	0.01000	0.0094	(a)
-----						

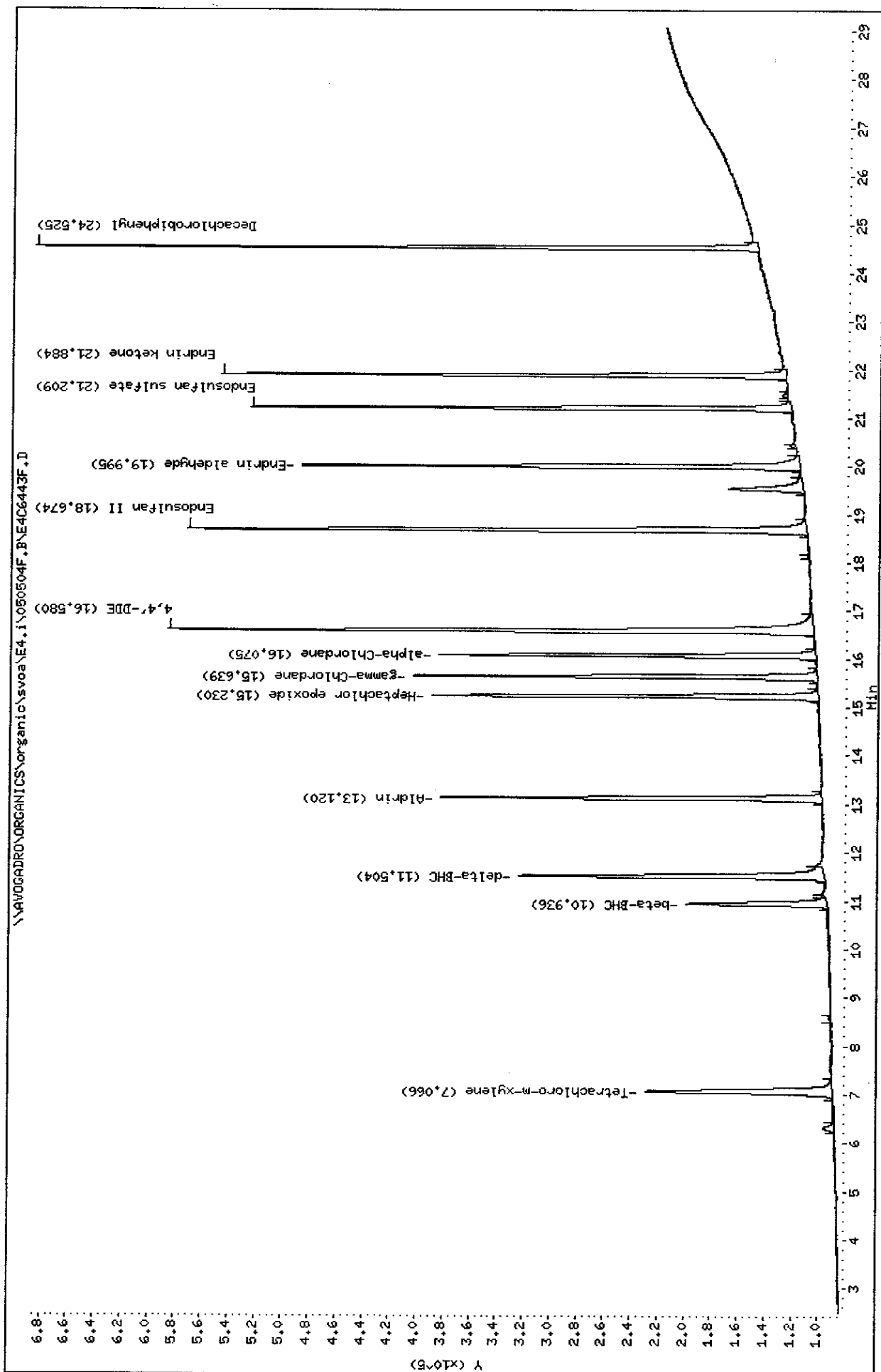
*52070705*

# QC Flag Legend

a - Target compound detected but, quantitated amount  
Below Limit Of Quantitation(BLOQ).

Data File: \\AVOCADRO\ORGANICS\organic\svoa\E4.i\050504F.B\E4C6443F.D  
 Date : 04-MAY-2005 23:38  
 Client ID: INDBMC1  
 Sample Info: INDBMC1,INDBMC1,,indb.sub,,  
 Volume Injected (uL): 1.0  
 Column phase: CLPPest

Instrument: E4.i  
 Operator: SRC:  
 Column diameter: 0.53





Data File: \\AVOCADRO\ORGANICS\organic\svoa\E4.1\050504R.B\E4C6443R.D

Date : 04-MAY-2005 23:38

Client ID: INDBHC1

Sample Info: INDBHC1, INDBHC1,, indb.sub,,

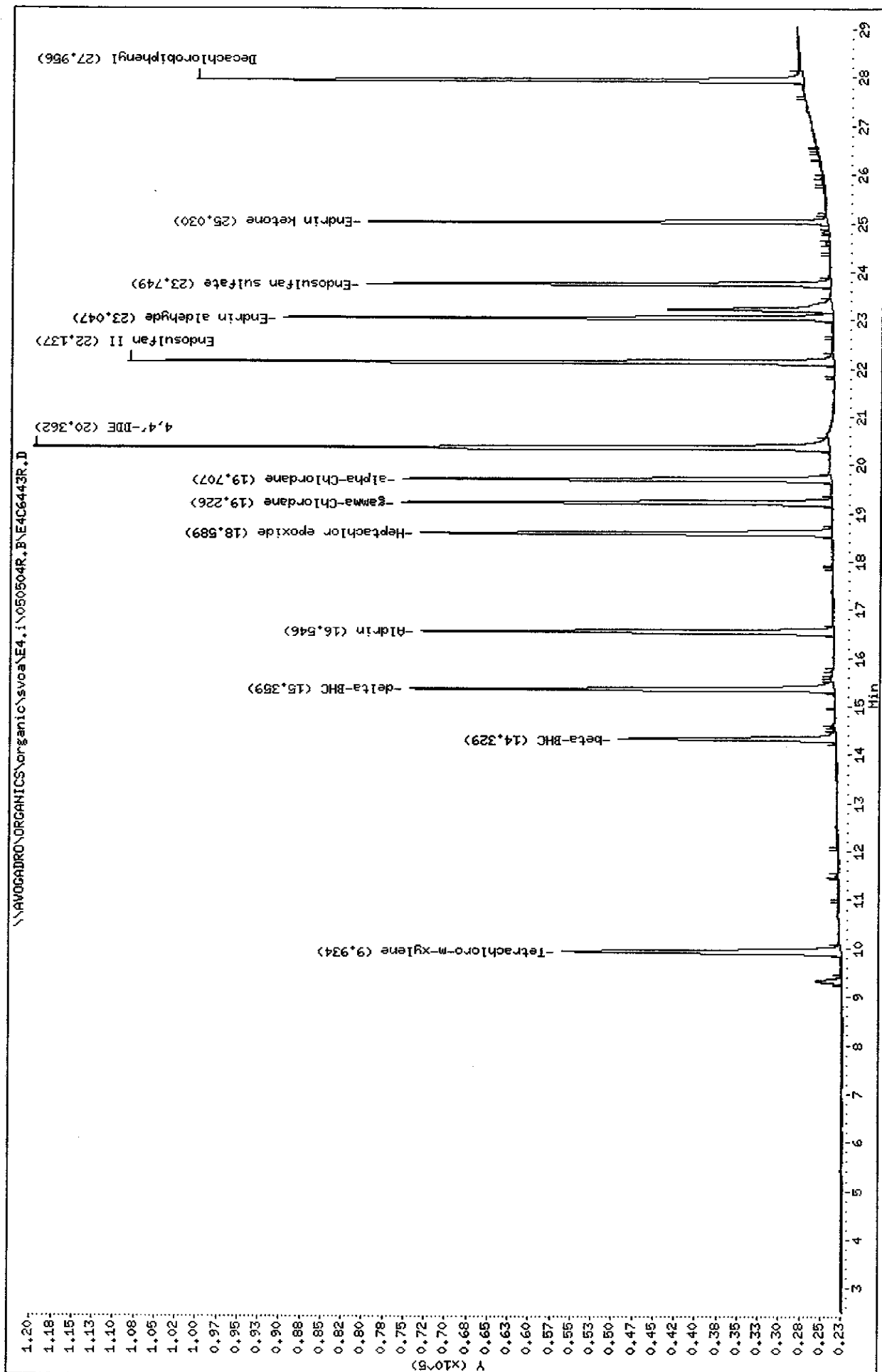
Volume Injected (ul): 1.0

Column phase: CLPPESTII

Instrument: E4.i

Operator: SRC

Column diameter: 0.53



Data File: E4C6443F.D  
Report Date: 05-May-2005 10:09

Mitkem Corporation

NYASP Pesticide Quantitation Report

Data file : \\AVOGADRO\ORGANICS\organic\svoa\E4.i\050504F.B\E4C6443F.D  
Lab Smp Id: INDBMC1 Client Smp ID: INDBMC1  
Inj Date : 04-MAY-2005 23:38  
Operator : SRC: Inst ID: E4.i  
Smp Info : INDBMC1,INDBMC1,,indb.sub,,  
Misc Info :  
Comment :  
Method : \\AVOGADRO\ORGANICS\organic\svoa\E4.i\050504F.B\clp-1262e4f.m  
Meth Date : 05-May-2005 09:52 mtl Quant Type: ESTD  
Cal Date : 05-MAY-2005 00:50 Cal File: E4C6445F.D  
Als bottle: 13 Calibration Sample, Level: 2  
Dil Factor: 1.00000  
Integrator: Falcon Compound Sublist: indb.sub  
Subtraction File: \\AVOGADRO\ORGANICS  
Target Version: 4.03 Sample Matrix: WATER  
Processing Host: TARGET9

Concentration Formula:  $\text{Amt} * \text{DF} * \text{Uf} * \text{Vt} / (\text{Vo} * \text{Vi})$

Name	Value	Description
DF	1.000	Dilution Factor
Uf	1.000	Correction factor
Vt	10000.000	Volume of final extract (uL)
Vo	1000.000	Volume of sample extracted (mL)
Vi	1.000	Volume injected (uL)

AMOUNTS						
RT	EXP RT	DLT RT	CAL-AMT RESPONSE ( ng)	ON-COL ( ng)	TARGET RANGE	RATIO
==	=====	=====	=====	=====	=====	=====
\$ 1	Tetrachloro-m-xylene		CAS #: 877-09-8			
7.07	7.07	0.000	872988 0.02000	0.019		(a)
-----						
6	Aldrin		CAS #: 309-00-2			
13.1	13.1	0.000	1250779 0.02000	0.020		(a)
-----						
7	beta-BHC		CAS #: 319-85-7			
10.9	10.9	0.000	517204 0.02000	0.020		(a)
-----						
8	delta-BHC		CAS #: 319-86-8			
11.5	11.5	0.000	1160800 0.02000	0.020		(a)
-----						

AMOUNTS						
RT	EXP RT	DLT RT	CAL-AMT RESPONSE ( ng)	ON-COL ( ng)	TARGET RANGE	RATIO
==	=====	=====	=====	=====	=====	=====
9 Heptachlor epoxide						
15.2	15.2	0.000	1194580 0.02000	0.020	CAS #: 1024-57-3	(a)
-----						
11 gamma-Chlordane						
15.6	15.6	0.000	1252135 0.02000	0.020	CAS #: 5103-74-2	(a)
-----						
12 alpha-Chlordane						
16.1	16.1	0.000	1151321 0.02000	0.020	CAS #: 5103-71-9	(a)
-----						
13 4,4'-DDE						
16.6	16.6	0.000	2343905 0.04000	0.040	CAS #: 72-55-9	(a)
-----						
17 Endosulfan II						
18.7	18.7	0.000	2071860 0.04000	0.040	CAS #: 33213-65-9	(a)
-----						
19 Endrin aldehyde						
20.0	20.0	0.000	1525640 0.04000	0.040	CAS #: 7421-93-4	(a)
-----						
20 Endosulfan sulfate						
21.2	21.2	0.000	1445280 0.04000	0.040	CAS #: 1031-07-8	(a)
-----						
22 Endrin ketone						
21.9	21.9	0.000	1445743 0.04000	0.040	CAS #: 53494-70-5	(a)
-----						
\$ 2 Decachlorobiphenyl						
24.5	24.5	0.000	1705036 0.04000	0.037	CAS #: 2051-24-3	(a)
-----						

# QC Flag Legend

a - Target compound detected but, quantitated amount  
Below Limit Of Quantitation(BLOQ).

5/2 05/05/06

Data File: E4C6443R.D  
Report Date: 05-May-2005 10:10

Mitkem Corporation

NYASP Pesticide Quantitation Report

Data file : \\AVOGADRO\ORGANICS\organic\svoa\E4.i\050504R.B\E4C6443R.D  
Lab Smp Id: INDBMC1 Client Smp ID: INDBMC1  
Inj Date : 04-MAY-2005 23:38  
Operator : SRC: Inst ID: E4.i  
Smp Info : INDBMC1,INDBMC1,,indb.sub,,  
Misc Info :  
Comment :  
Method : \\AVOGADRO\ORGANICS\organic\svoa\E4.i\050504R.B\clp1262-e4r.m  
Meth Date : 05-May-2005 10:06 mtl Quant Type: ESTD  
Cal Date : 05-MAY-2005 00:50 Cal File: E4C6445R.D  
Als bottle: 13 Calibration Sample, Level: 2  
Dil Factor: 1.00000  
Integrator: Falcon Compound Sublist: indb.sub  
Subtraction File: \\AVOGADRO\ORGANICS  
Target Version: 4.03 Sample Matrix: WATER  
Processing Host: TARGET9

Concentration Formula:  $\text{Amt} * \text{DF} * \text{Uf} * \text{Vt} / (\text{Vo} * \text{Vi})$

Name	Value	Description
DF	1.000	Dilution Factor
Uf	1.000	Correction factor
Vt	10000.000	Volume of final extract (uL)
Vo	1000.000	Volume of sample extracted (mL)
Vi	1.000	Volume injected (uL)

AMOUNTS						
RT	EXP RT	DLT RT	CAL-AMT RESPONSE ( ng)	ON-COL ( ng)	TARGET RANGE	RATIO
\$ 1					CAS #: 877-09-8	
9.93	9.94	-0.010	167393 0.02000	0.019		(a)
6					CAS #: 309-00-2	
16.5	16.5	0.000	198382 0.02000	0.020		(a)
7					CAS #: 319-85-7	
14.3	14.3	0.000	106159 0.02000	0.020		(a)
8					CAS #: 319-86-8	
15.4	15.4	0.000	198094 0.02000	0.020		(a)

Data File: E4C6443R.D  
Report Date: 05-May-2005 10:10

AMOUNTS						
RT	EXP RT	DLT RT	CAL-AMT RESPONSE ( ng)	ON-COL ( ng)	TARGET RANGE	RATIO
==	=====	=====	=====	=====	=====	=====
9 Heptachlor epoxide CAS #: 1024-57-3						
18.6	18.6	0.000	196635 0.02000	0.020		(a)
-----						
11 gamma-Chlordane CAS #: 5103-74-2						
19.2	19.2	0.000	199000 0.02000	0.020		(a)
-----						
12 alpha-Chlordane CAS #: 5103-71-9						
19.7	19.7	0.000	190587 0.02000	0.020		(a)
-----						
13 4,4'-DDE CAS #: 72-55-9						
20.4	20.4	0.000	346377 0.04000	0.040		(a)
-----						
17 Endosulfan II CAS #: 33213-65-9						
22.1	22.1	0.000	291035 0.04000	0.040		(a)
-----						
19 Endrin aldehyde CAS #: 7421-93-4						
23.0	23.0	0.000	213818 0.04000	0.040		(a)
-----						
20 Endosulfan sulfate CAS #: 1031-07-8						
23.7	23.7	0.000	176294 0.04000	0.040		(a)
-----						
22 Endrin ketone CAS #: 53494-70-5						
25.0	25.0	0.000	166030 0.04000	0.040		(a)
-----						
\$ 2 Decachlorobiphenyl CAS #: 2051-24-3						
28.0	28.0	0.000	248531 0.04000	0.037		(a)
-----						

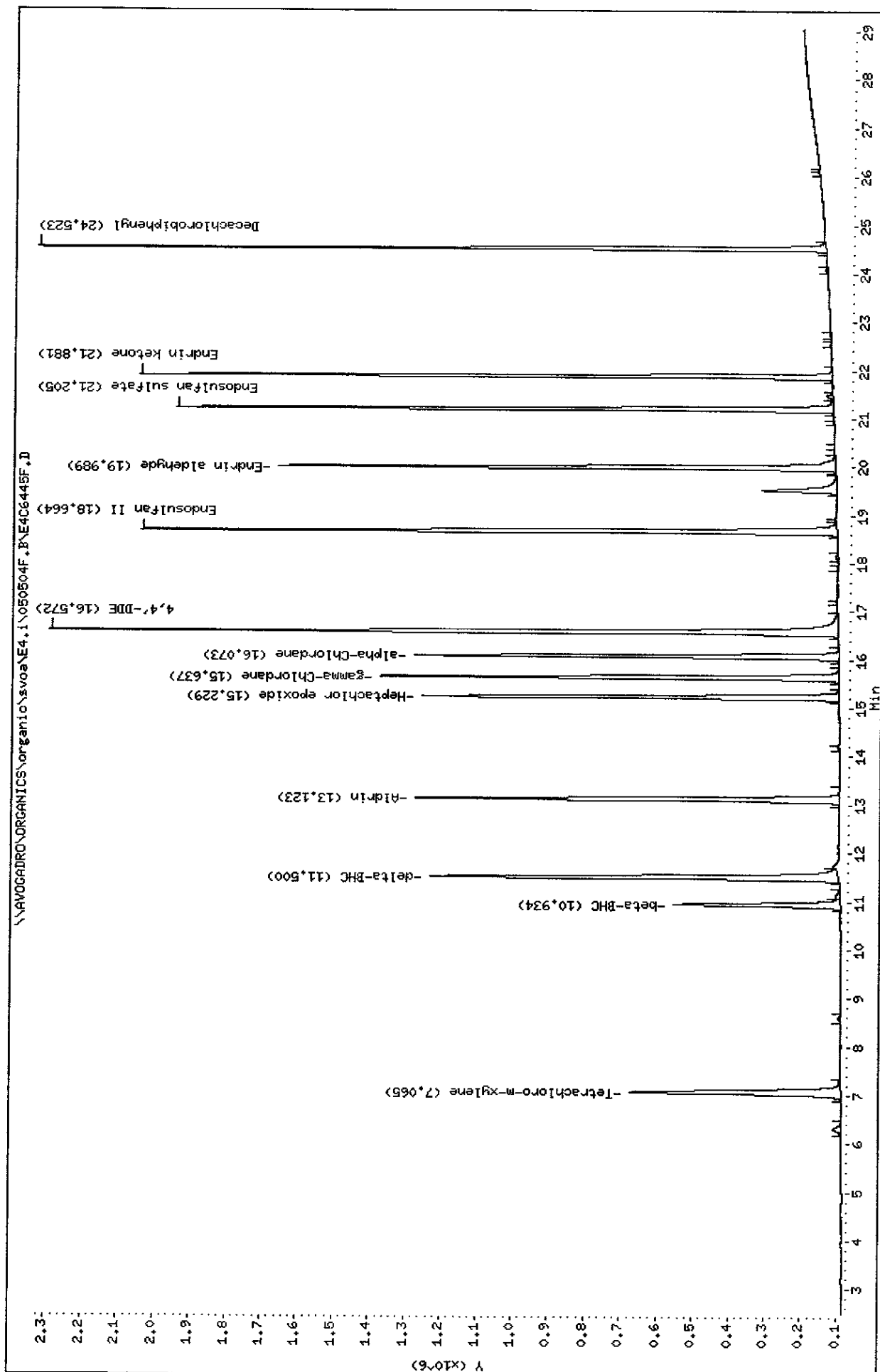
*5/10/05*

# QC Flag Legend

a - Target compound detected but, quantitated amount  
Below Limit Of Quantitation(BLOQ).

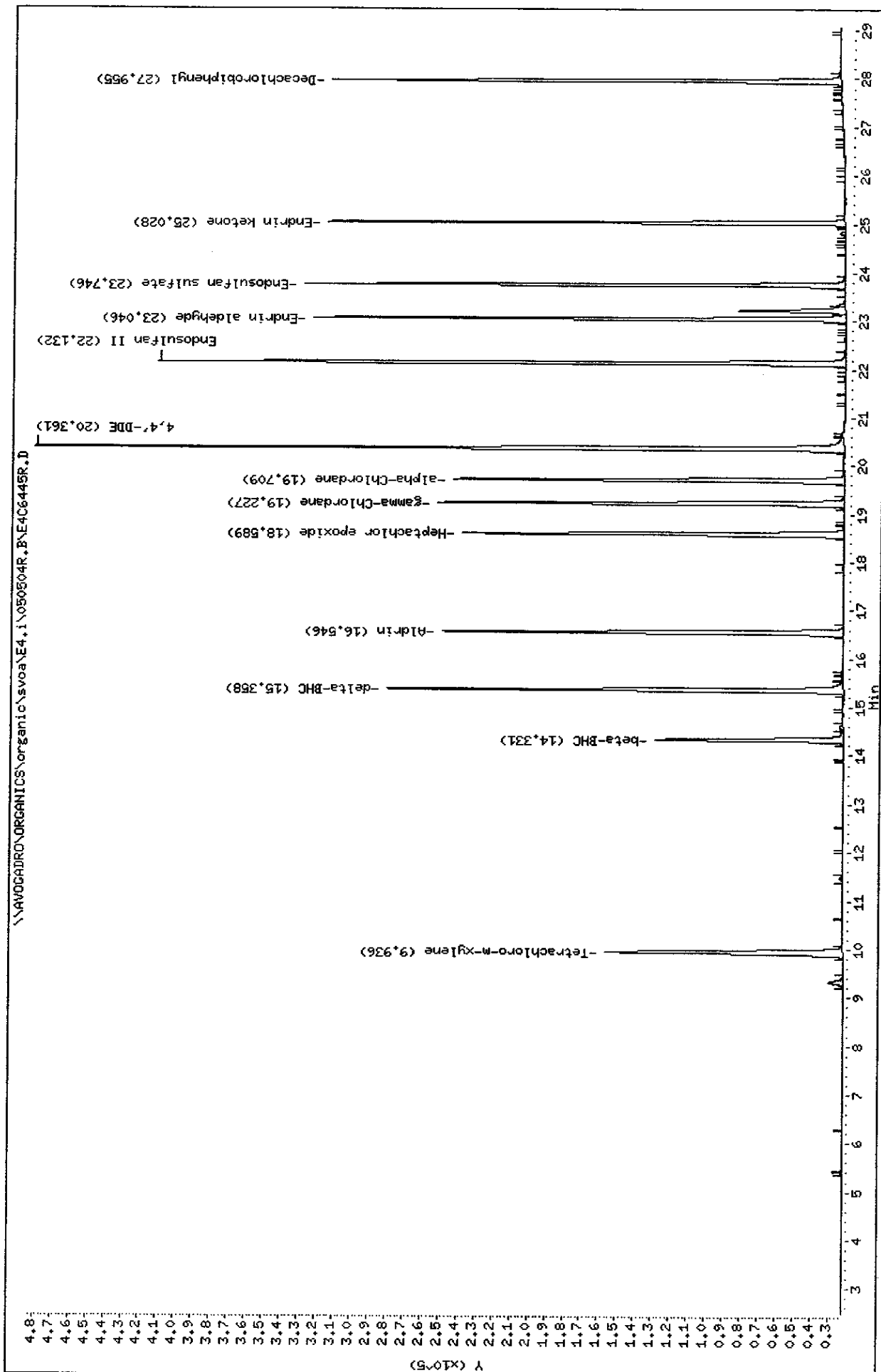
Data File: \\AVOCADRO\ORGANICS\organic\svoa\E4.1\050504F.B\E4C6445F.D  
 Date : 05-MAY-2005 00:50  
 Client ID: INDBHC1  
 Sample Info: INDBHC1,INDBHC1,,indb.sub,,  
 Volume Injected (ul): 1.0  
 Column phase: CLPPest

Instrument: E4.1  
 Operator: SRC:  
 Column diameter: 0.53



Data File: \\AVOCADRO\ORGANICS\organic\svoa\E4.i\050504R.B\E4C6445R.D  
 Date : 05-MAY-2005 00:50  
 Client ID: INDBHC1  
 Sample Info: INDBHC1,INDBHC1,,indb.sub,,  
 Volume Injected (uL): 1.0  
 Column phase: CLPPESTII

Instrument: E4.i  
 Operator: SRC:  
 Column diameter: 0.53



Data File: E4C6445F.D  
Report Date: 05-May-2005 10:09

Mitkem Corporation

NYASP Pesticide Quantitation Report

Data file : \\AVOGADRO\ORGANICS\organic\svoa\E4.i\050504F.B\E4C6445F.D  
Lab Smp Id: INDBHC1 Client Smp ID: INDBHC1  
Inj Date : 05-MAY-2005 00:50  
Operator : SRC: Inst ID: E4.i  
Smp Info : INDBHC1, INDBHC1, , indb.sub, ,  
Misc Info :  
Comment :  
Method : \\AVOGADRO\ORGANICS\organic\svoa\E4.i\050504F.B\clp-1262e4f.m  
Meth Date : 05-May-2005 09:52 mtl Quant Type: ESTD  
Cal Date : 05-MAY-2005 00:50 Cal File: E4C6445F.D  
Als bottle: 15 Calibration Sample, Level: 3  
Dil Factor: 1.00000  
Integrator: Falcon Compound Sublist: indb.sub  
Subtraction File: \\AVOGADRO\ORGANICS  
Target Version: 4.03 Sample Matrix: WATER  
Processing Host: TARGET9

Concentration Formula:  $\text{Amt} * \text{DF} * \text{Uf} * \text{Vt} / (\text{Vo} * \text{Vi})$

Name	Value	Description
DF	1.000	Dilution Factor
Uf	1.000	Correction factor
Vt	10000.000	Volume of final extract (uL)
Vo	1000.000	Volume of sample extracted (mL)
Vi	1.000	Volume injected (uL)

AMOUNTS						
RT	EXP RT	DLT RT	CAL-AMT	ON-COL	TARGET RANGE	RATIO
			RESPONSE ( ng)	( ng)		
=====			=====	=====	=====	=====
\$ 1	Tetrachloro-m-xylene		CAS #: 877-09-8			
7.06	7.07	-0.010	3524311 0.08000	0.076		
-----						
6	Aldrin		CAS #: 309-00-2			
13.1	13.1	0.000	5268753 0.08000	0.084		(A)
-----						
7	beta-BHC		CAS #: 319-85-7			
10.9	10.9	0.000	2181848 0.08000	0.084		(A)
-----						
8	delta-BHC		CAS #: 319-86-8			
11.5	11.5	0.000	5380158 0.08000	0.093		(A)
-----						



Data File: E4C6445F.D  
Report Date: 05-May-2005 10:09

AMOUNTS						
RT	EXP RT	DLT RT	CAL-AMT	ON-COL	TARGET RANGE	RATIO
==	=====	=====	RESPONSE ( ng)	( ng)	=====	=====
9 Heptachlor epoxide						
15.2	15.2	0.000	4820173 0.08000	CAS #: 1024-57-3 0.081		(A)
11 gamma-Chlordane						
15.6	15.6	0.000	5235354 0.08000	CAS #: 5103-74-2 0.084		(A)
12 alpha-Chlordane						
16.1	16.1	0.000	4777239 0.08000	CAS #: 5103-71-9 0.083		(A)
13 4,4'-DDE						
16.6	16.6	0.000	9644089 0.16000	CAS #: 72-55-9 0.16		(A)
17 Endosulfan II						
18.7	18.7	0.000	8220887 0.16000	CAS #: 33213-65-9 0.16		
19 Endrin aldehyde						
20.0	20.0	0.000	6079391 0.16000	CAS #: 7421-93-4 0.16		
20 Endosulfan sulfate						
21.2	21.2	0.000	6442476 0.16000	CAS #: 1031-07-8 0.18		(A)
22 Endrin ketone						
21.9	21.9	0.000	6449784 0.16000	CAS #: 53494-70-5 0.18		(A)
\$ 2 Decachlorobiphenyl						
24.5	24.5	0.000	6740464 0.16000	CAS #: 2051-24-3 0.15		(A)

*sz 05/05/05*

#### QC Flag Legend

A - Target compound detected but, quantitated amount exceeded maximum amount.

Data File: E4C6445R.D  
Report Date: 05-May-2005 10:10

Mitkem Corporation

NYASP Pesticide Quantitation Report

Data file : \\AVOGADRO\ORGANICS\organic\svoa\E4.i\050504R.B\E4C6445R.D  
Lab Smp Id: INDBHC1 Client Smp ID: INDBHC1  
Inj Date : 05-MAY-2005 00:50  
Operator : SRC: Inst ID: E4.i  
Smp Info : INDBHC1, INDBHC1, , indb.sub, ,  
Misc Info :  
Comment :  
Method : \\AVOGADRO\ORGANICS\organic\svoa\E4.i\050504R.B\clp1262-e4r.m  
Meth Date : 05-May-2005 10:06 mtl Quant Type: ESTD  
Cal Date : 05-MAY-2005 00:50 Cal File: E4C6445R.D  
Als bottle: 15 Calibration Sample, Level: 3  
Dil Factor: 1.00000  
Integrator: Falcon Compound Sublist: indb.sub  
Subtraction File: \\AVOGADRO\ORGANICS  
Target Version: 4.03 Sample Matrix: WATER  
Processing Host: TARGET9

Concentration Formula:  $\text{Amt} * \text{DF} * \text{Uf} * \text{Vt} / (\text{Vo} * \text{Vi})$

Name	Value	Description
DF	1.000	Dilution Factor
Uf	1.000	Correction factor
Vt	10000.000	Volume of final extract (uL)
Vo	1000.000	Volume of sample extracted (mL)
Vi	1.000	Volume injected (uL)

AMOUNTS

RT	EXP RT	DLT RT	CAL-AMT RESPONSE ( ng)	ON-COL ( ng)	TARGET RANGE	RATIO
\$ 1						
9.94	9.94	0.000	653858 0.08000	0.073		
6 Aldrin						
16.5	16.5	0.000	878036 0.08000	0.089		(A)
7 beta-BHC						
14.3	14.3	0.000	419158 0.08000	0.079		
8 delta-BHC						
15.4	15.4	0.000	948611 0.08000	0.096		(A)

AMOUNTS						
RT	EXP RT	DLT RT	CAL-AMT	ON-COL	TARGET RANGE	RATIO
==	=====	=====	RESPONSE ( ng)	( ng)	=====	=====
9 Heptachlor epoxide						
18.6	18.6	0.000	831327 0.08000	0.085	CAS #: 1024-57-3	(A)
-----						
11 gamma-Chlordane						
19.2	19.2	0.000	847971 0.08000	0.085	CAS #: 5103-74-2	(A)
-----						
12 alpha-Chlordane						
19.7	19.7	0.000	804986 0.08000	0.084	CAS #: 5103-71-9	(A)
-----						
13 4,4'-DDE						
20.4	20.4	0.000	1580565 0.16000	0.18	CAS #: 72-55-9	(A)
-----						
17 Endosulfan II						
22.1	22.1	0.000	1263838 0.16000	0.17	CAS #: 33213-65-9	(A)
-----						
19 Endrin aldehyde						
23.0	23.0	0.000	918980 0.16000	0.17	CAS #: 7421-93-4	(A)
-----						
20 Endosulfan sulfate						
23.7	23.7	0.000	914349 0.16000	0.21	CAS #: 1031-07-8	(A)
-----						
22 Endrin ketone						
25.0	25.0	0.000	857564 0.16000	0.21	CAS #: 53494-70-5	(A)
-----						
\$ 2 Decachlorobiphenyl						
28.0	28.0	0.000	949108 0.16000	0.14	CAS #: 2051-24-3	(A)
-----						

# QC Flag Legend

A - Target compound detected but, quantitated amount exceeded maximum amount.

*szes/00/05*

Data File: \\AVOGADRO\ORGANICS\organic\svoa\E4.i\050504F.B\E4C6433F.D

Date : 04-MAY-2005 17:36

Client ID: AR1660C1

Sample Info: AR1660C1,AR1660C1,,ar1660.sub,,

Volume Injected (uL): 1.0

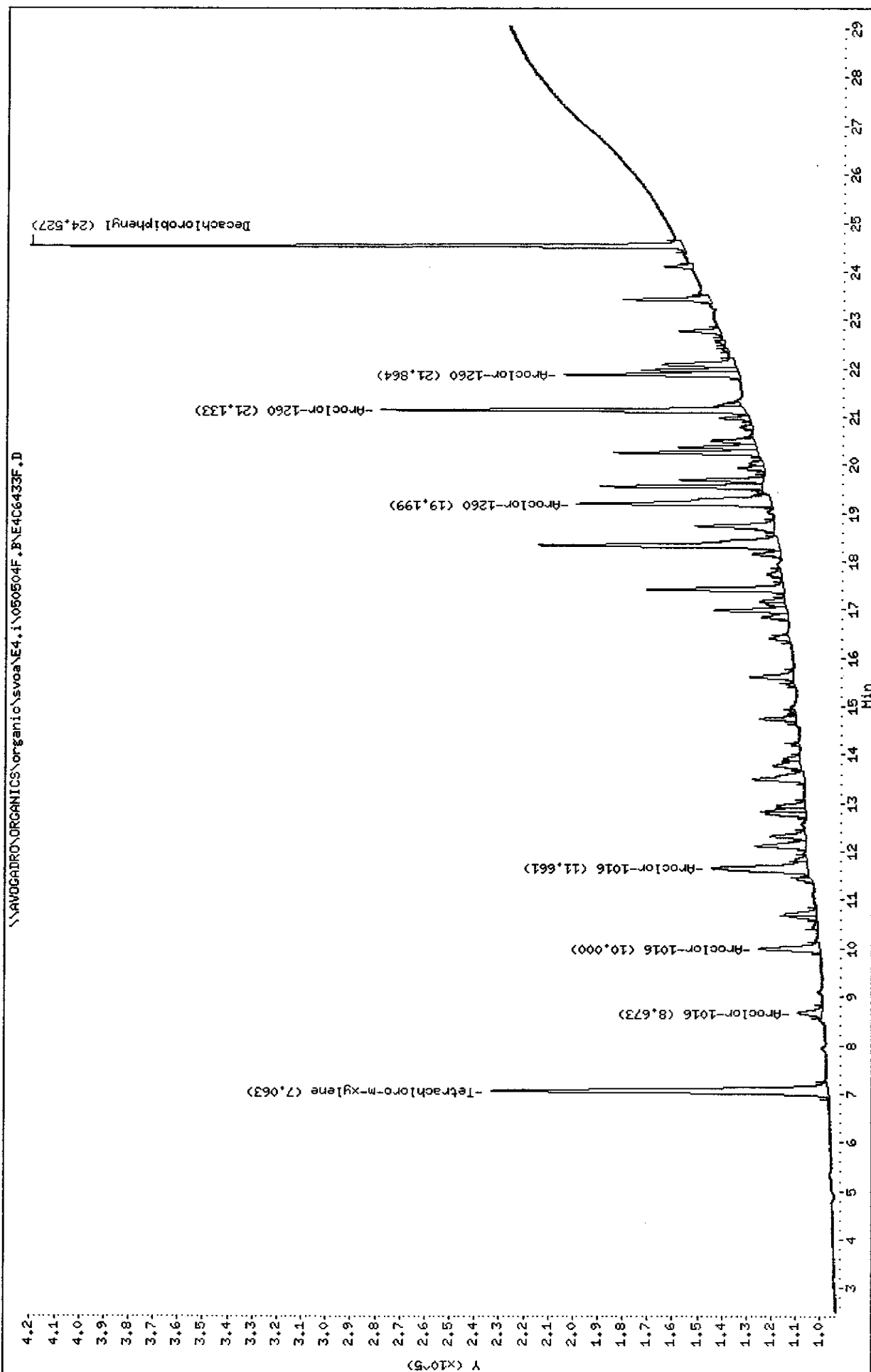
Column phase: CLPPest

Instrument: E4.i

Operator: SRC:

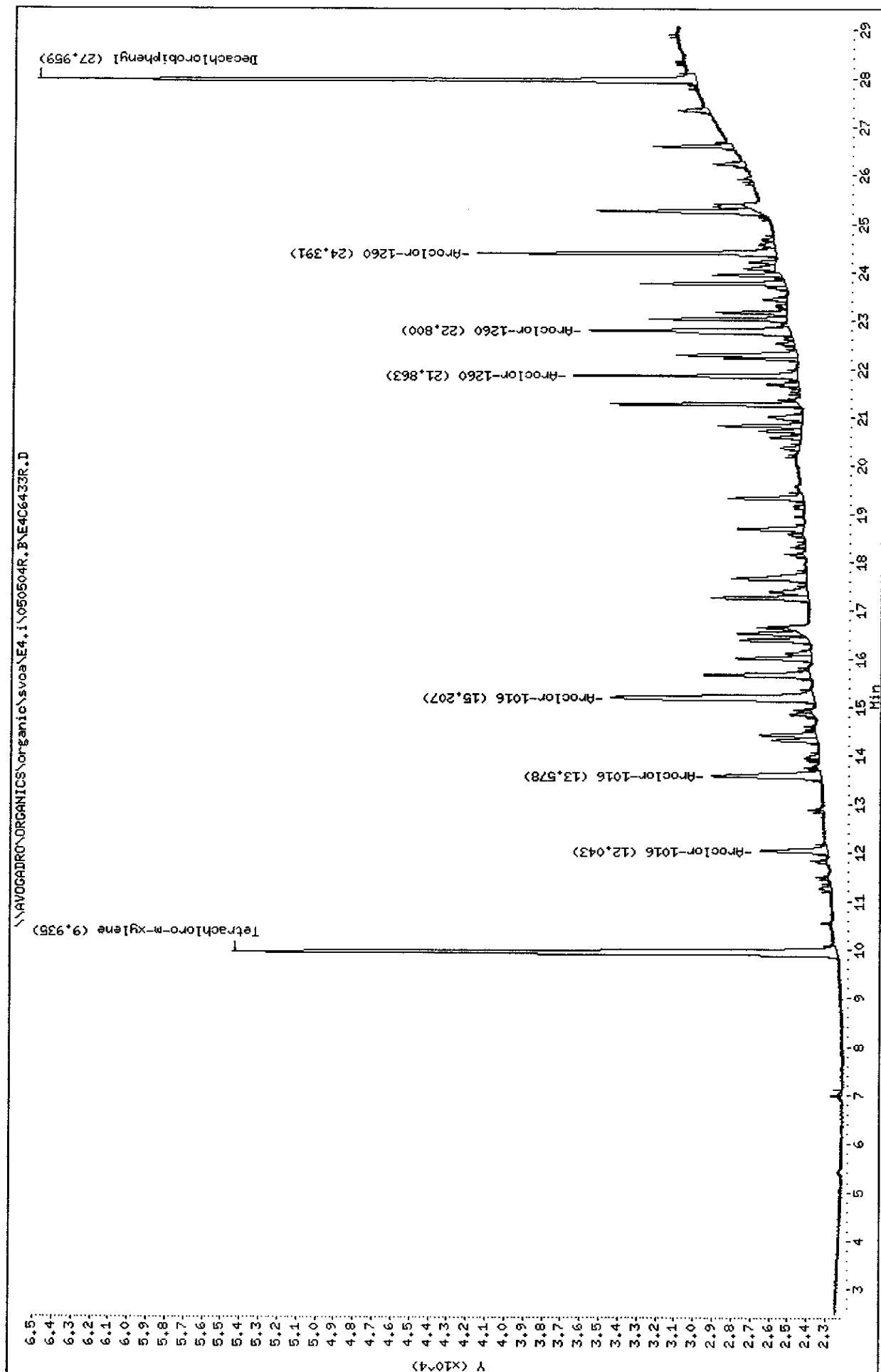
Column diameter: 0.53

\\AVOGADRO\ORGANICS\organic\svoa\E4.i\050504F.B\E4C6433F.D



Data File: \\AVOGADRO\ORGANICS\organic\svoa\E4.i\050504R.B\E4C6433R.D  
 Date : 04-MAY-2005 17:36  
 Client ID: AR1660C1  
 Sample Info: AR1660C1,AR1660C1,,ar1660.sub,,  
 Volume Injected (uL): 1.0  
 Column phase: CLPESTII

Instrument: E4.i  
 Operator: SRC:  
 Column diameter: 0.53



Data File: E4C6433F.D  
 Report Date: 05-May-2005 10:08

Mitkem Corporation

NYASP Pesticide Quantitation Report

Data file : \\AVOGADRO\ORGANICS\organic\svoa\E4.i\050504F.B\E4C6433F.D  
 Lab Smp Id: AR1660C1 Client Smp ID: AR1660C1  
 Inj Date : 04-MAY-2005 17:36  
 Operator : SRC: Inst ID: E4.i  
 Smp Info : AR1660C1,AR1660C1,,ar1660.sub,,  
 Misc Info :  
 Comment :  
 Method : \\AVOGADRO\ORGANICS\organic\svoa\E4.i\050504F.B\clp-1262e4f.m  
 Meth Date : 05-May-2005 09:52 mtl Quant Type: ESTD  
 Cal Date : 04-MAY-2005 22:25 Cal File: E4C6441F.D  
 Als bottle: 3 Calibration Sample, Level: 1  
 Dil Factor: 1.00000  
 Integrator: Falcon Compound Sublist: ar1660.sub  
 Subtraction File: \\AVOGADRO\ORGANICS  
 Target Version: 4.03 Sample Matrix: WATER  
 Processing Host: TARGET9

Concentration Formula:  $\text{Amt} * \text{DF} * \text{Uf} * \text{Vt} / (\text{Vo} * \text{Vi})$

Name	Value	Description
DF	1.000	Dilution Factor
Uf	1.000	Correction factor
Vt	10000.000	Volume of final extract (uL)
Vo	1000.000	Volume of sample extracted (mL)
Vi	1.000	Volume injected (uL)

AMOUNTS						
RT	EXP RT	DLT RT	CAL-AMT RESPONSE ( ng)	ON-COL ( ng)	TARGET RANGE	RATIO
\$ 1					CAS #: 877-09-8	
7.06	7.07	-0.010	829486 0.00500	0.018		(a)
-----						
23					CAS #: 12674-11-2	
8.67	8.67	0.000	65750 0.10000	0.10	80.00- 120.00	100.00(a)
10.0	10.0	0.000	149165 0.10000	0.10	206.87- 246.87	226.87
11.7	11.7	0.000	309350 0.10000	0.10	450.49- 490.49	470.49
Average of Peak Amounts =			0.1			
-----						
\$ 2					CAS #: 2051-24-3	
24.5	24.5	0.000	839395 0.01000	0.018		(a)
-----						

Data File: E4C6433F.D  
Report Date: 05-May-2005 10:08

AMOUNTS									
			CAL-AMT'		ON-COL				
RT	EXP RT	DLT RT	RESPONSE	( ng)	( ng)	TARGET RANGE	RATIO		
==	=====	=====	=====	=====	=====	=====	=====		
29 Aroclor-1260					CAS #: 11096-82-5				
19.2	19.2	0.000	486312	0.10000	0.10	80.00- 120.00	100.00 (a)		
21.1	21.1	0.000	575890	0.10000	0.10	98.42- 138.42	118.42		
21.9	21.9	0.000	274290	0.10000	0.10	36.40- 76.40	56.40		
Average of Peak Amounts =					0.1				

#### QC Flag Legend

a - Target compound detected but, quantitated amount  
Below Limit Of Quantitation(BLOQ).

*5/2 05/05/05*

Data File: E4C6433R.D  
 Report Date: 05-May-2005 10:09

Mitkem Corporation

NYASP Pesticide Quantitation Report

Data file : \\AVOGADRO\ORGANICS\organic\svoa\E4.i\050504R.B\E4C6433R.D  
 Lab Smp Id: AR1660C1 Client Smp ID: AR1660C1  
 Inj Date : 04-MAY-2005 17:36  
 Operator : SRC: Inst ID: E4.i  
 Smp Info : AR1660C1,AR1660C1,,ar1660.sub,,  
 Misc Info :  
 Comment :  
 Method : \\AVOGADRO\ORGANICS\organic\svoa\E4.i\050504R.B\clp1262-e4r.m  
 Meth Date : 05-May-2005 10:06 mtl Quant Type: ESTD  
 Cal Date : 05-MAY-2005 00:50 Cal File: E4C6445R.D  
 Als bottle: 3 Calibration Sample, Level: 1  
 Dil Factor: 1.00000  
 Integrator: Falcon Compound Sublist: ar1660.sub  
 Subtraction File: \\AVOGADRO\ORGANICS  
 Target Version: 4.03 Sample Matrix: WATER  
 Processing Host: TARGET9

Concentration Formula:  $\text{Amt} * \text{DF} * \text{Uf} * \text{Vt} / (\text{Vo} * \text{Vi})$

Name	Value	Description
DF	1.000	Dilution Factor
Uf	1.000	Correction factor
Vt	10000.000	Volume of final extract (uL)
Vo	1000.000	Volume of sample extracted (mL)
Vi	1.000	Volume injected (uL)

AMOUNTS

RT	EXP RT	DLT RT	CAL-AMT RESPONSE ( ng)	ON-COL ( ng)	TARGET RANGE	RATIO
\$ 1					CAS #: 877-09-8	
9.94	9.94	0.000	161829 0.00500	0.018		(a)
23					CAS #: 12674-11-2	
12.0	12.0	0.000	17141 0.10000	0.10	80.00- 120.00	100.00(a)
13.6	13.6	0.000	33663 0.10000	0.10	176.39- 216.39	196.39
15.2	15.2	0.000	69101 0.10000	0.10	383.13- 423.13	403.13
Average of Peak Amounts =				0.1		
\$ 2					CAS #: 2051-24-3	
28.0	28.0	0.000	120493 0.01000	0.018		(a)



Data File: E4C6433R.D  
Report Date: 05-May-2005 10:09

AMOUNTS						
			CAL-AMT	ON-COL		
RT	EXP RT	DLT RT	RESPONSE ( ng)	( ng)	TARGET RANGE	RATIO
==	=====	=====	=====	=====	=====	=====
29 Aroclor-1260			CAS #: 11096-82-5			
21.9	21.9	0.000	40126 0.10000	0.10	80.00- 120.00	100.00 (a)
22.8	22.8	0.000	52684 0.10000	0.10	111.30- 151.30	131.30
24.4	24.4	0.000	52881 0.10000	0.10	111.79- 151.79	131.79
Average of Peak Amounts =				0.1		

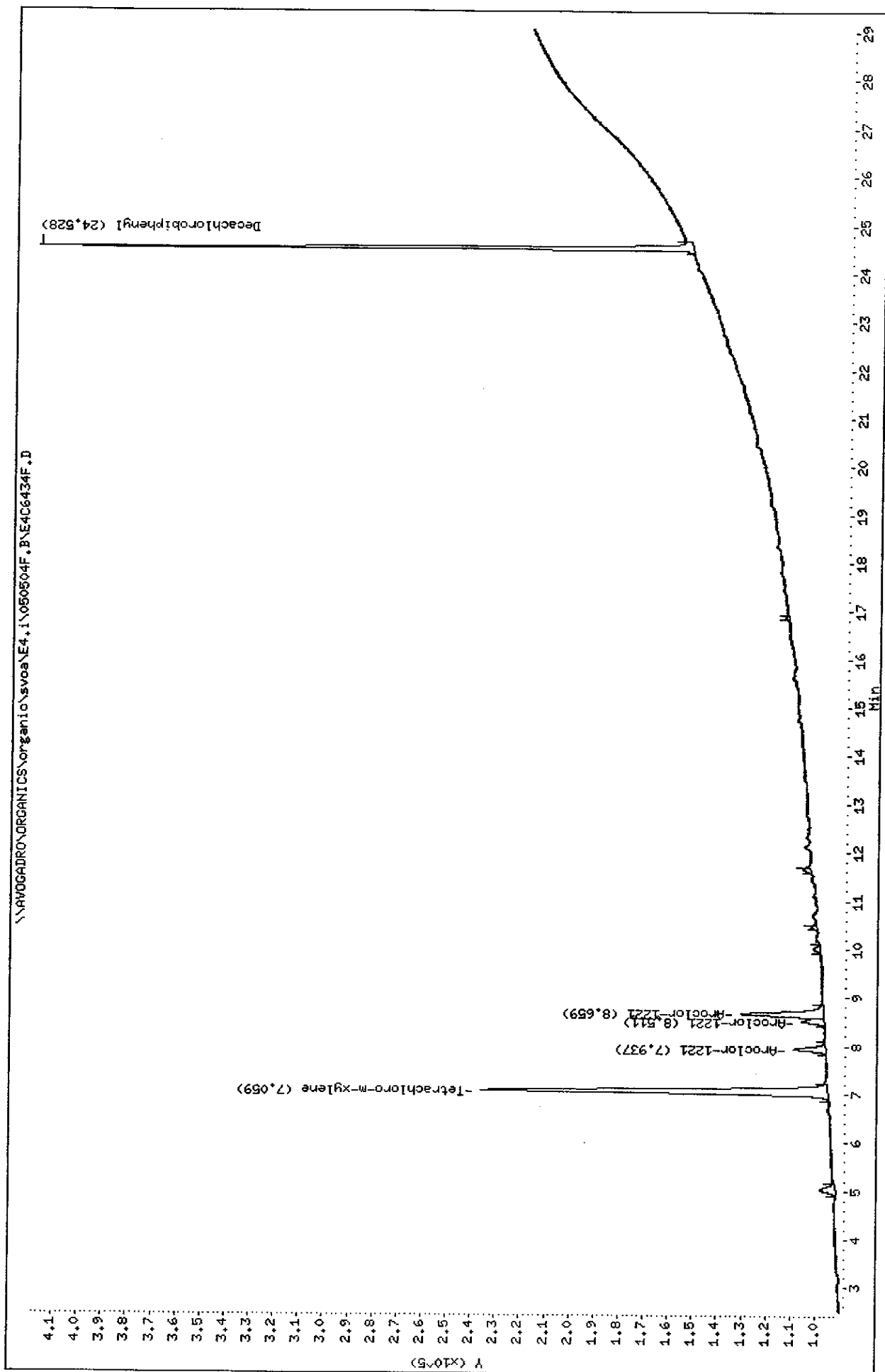
QC Flag Legend

a - Target compound detected but, quantitated amount  
Below Limit Of Quantitation(BLOQ).

*52 05/05/05*

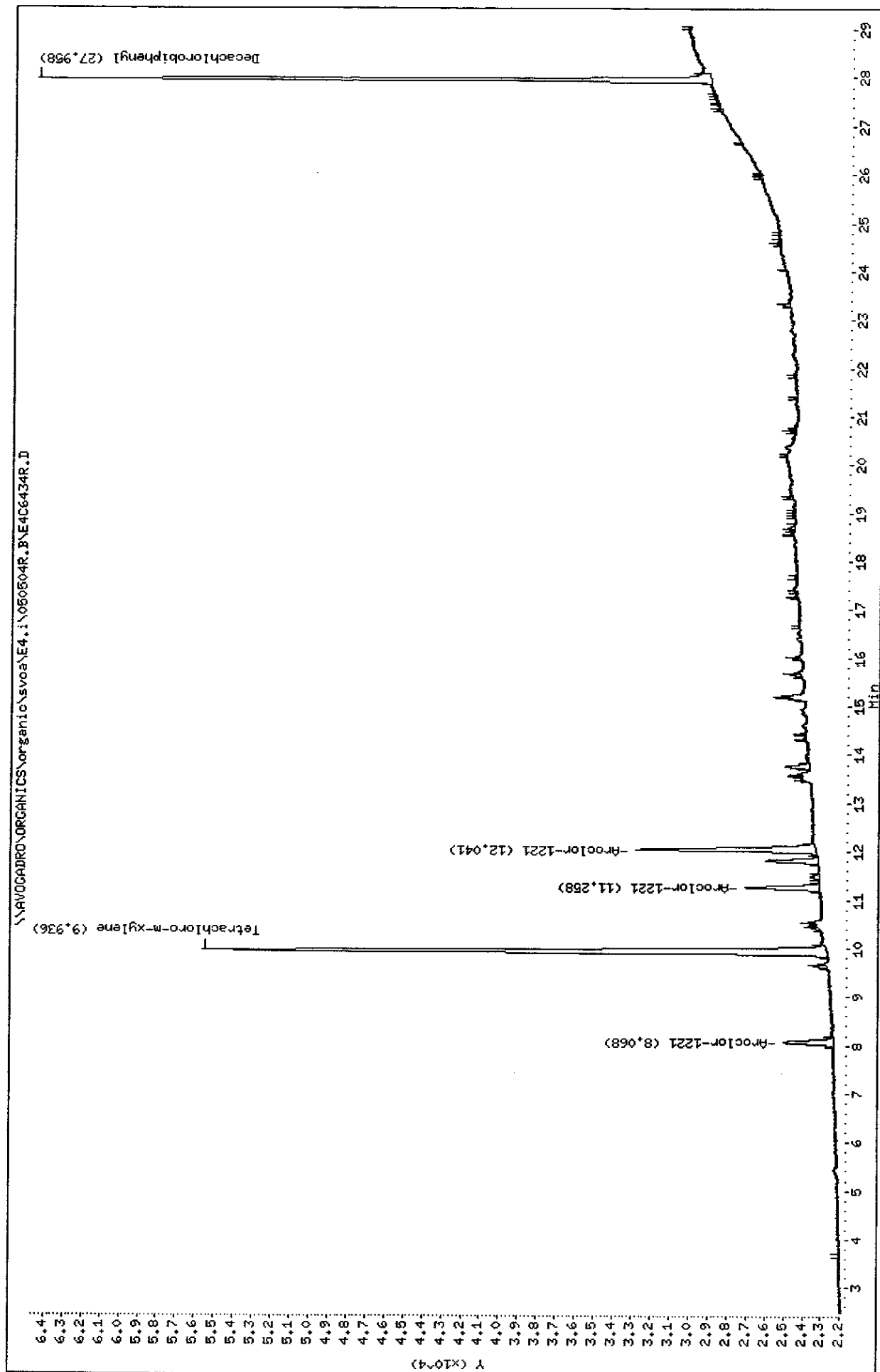
Data File: \\AVOGADRO\ORGANICS\organic\svoa\E4.i\050504F.B\E4C6434F.D  
 Date : 04-MAY-2005 18:12  
 Client ID: AR1221C1  
 Sample Info: AR1221C1,ar1221C1,,ar1221.sub,,  
 Volume Injected (uL): 1.0  
 Column phase: CLPest

Instrument: E4.i  
 Operator: SRC  
 Column diameter: 0.53



Data File: \\AVOCADRO\ORGANICS\organic\svos\E4.i\050504R.BYE4C6434R.D  
 Date : 04-MAY-2005 18:12  
 Client ID: AR1221C1  
 Sample Info: AR1221C1,AR1221C1,,ar1221.sub,,  
 Volume Injected (uL): 1.0  
 Column phase: CLPPESTII

Instrument: E4.i  
 Operator: SRC:  
 Column diameter: 0.53



Data File: E4C6434F.D  
Report Date: 05-May-2005 10:08

Mitkem Corporation

NYASP Pesticide Quantitation Report

Data file : \\AVOGADRO\ORGANICS\organic\svoa\E4.i\050504F.B\E4C6434F.D  
Lab Smp Id: AR1221C1 Client Smp ID: AR1221C1  
Inj Date : 04-MAY-2005 18:12  
Operator : SRC: Inst ID: E4.i  
Smp Info : AR1221C1,AR1221C1,,ar1221.sub,,  
Misc Info :  
Comment :  
Method : \\AVOGADRO\ORGANICS\organic\svoa\E4.i\050504F.B\clp-1262e4f.m  
Meth Date : 05-May-2005 09:52 mtl Quant Type: ESTD  
Cal Date : 04-MAY-2005 22:25 Cal File: E4C6441F.D  
Als bottle: 4 Calibration Sample, Level: 1  
Dil Factor: 1.00000  
Integrator: Falcon Compound Sublist: ar1221.sub  
Subtraction File: \\AVOGADRO\ORGANICS  
Target Version: 4.03 Sample Matrix: WATER  
Processing Host: TARGET9

Concentration Formula:  $\text{Amt} * \text{DF} * \text{Uf} * \text{Vt} / (\text{Vo} * \text{Vi})$

Name	Value	Description
DF	1.000	Dilution Factor
Uf	1.000	Correction factor
Vt	10000.000	Volume of final extract (uL)
Vo	1000.000	Volume of sample extracted (mL)
Vi	1.000	Volume injected (uL)

AMOUNTS						
		CAL-AMT	ON-COL			
RT	EXP RT	DLT RT	RESPONSE ( ng)	( ng)	TARGET RANGE	RATIO
==	=====	=====	=====	=====	=====	=====
\$ 1 Tetrachloro-m-xylene CAS #: 877-09-8						
7.06	7.07	-0.010	862807 0.00500	0.019		(a)
-----						
24 Aroclor-1221 CAS #: 11104-28-2						
7.94	7.94	0.000	76301 0.20000	0.20	80.00- 120.00	100.00(a)
8.51	8.51	0.000	49934 0.20000	0.20	45.44- 85.44	65.44
8.66	8.66	0.000	222682 0.20000	0.20	271.85- 311.85	291.85
Average of Peak Amounts =			0.2			
-----						
\$ 2 Decachlorobiphenyl CAS #: 2051-24-3						
24.5	24.5	0.000	854092 0.01000	0.018		(a)
-----						

5/20/05/05

Data File: E4C6434F.D  
Report Date: 05-May-2005 10:08

QC Flag Legend

- a - Target compound detected but, quantitated amount  
Below Limit Of Quantitation(BLOQ).

Data File: E4C6434R.D  
Report Date: 05-May-2005 10:09

Mitkem Corporation

NYASP Pesticide Quantitation Report

Data file : \\AVOGADRO\ORGANICS\organic\svoa\E4.i\050504R.B\E4C6434R.D  
Lab Smp Id: AR1221C1 Client Smp ID: AR1221C1  
Inj Date : 04-MAY-2005 18:12  
Operator : SRC: Inst ID: E4.i  
Smp Info : AR1221C1,AR1221C1,,ar1221.sub,,  
Misc Info :  
Comment :  
Method : \\AVOGADRO\ORGANICS\organic\svoa\E4.i\050504R.B\clp1262-e4r.m  
Meth Date : 05-May-2005 10:06 mtl Quant Type: ESTD  
Cal Date : 05-MAY-2005 00:50 Cal File: E4C6445R.D  
Als bottle: 4 Calibration Sample, Level: 1  
Dil Factor: 1.00000  
Integrator: Falcon Compound Sublist: ar1221.sub  
Subtraction File: \\AVOGADRO\ORGANICS  
Target Version: 4.03 Sample Matrix: WATER  
Processing Host: TARGET9

Concentration Formula:  $\text{Amt} * \text{DF} * \text{Uf} * \text{Vt} / (\text{Vo} * \text{Vi})$

Name	Value	Description
DF	1.000	Dilution Factor
Uf	1.000	Correction factor
Vt	10000.000	Volume of final extract (uL)
Vo	1000.000	Volume of sample extracted (mL)
Vi	1.000	Volume injected (uL)

AMOUNTS						
RT	EXP RT	DLT RT	CAL-AMT RESPONSE ( ng)	ON-COL ( ng)	TARGET RANGE	RATIO
-----						
\$ 1	Tetrachloro-m-xylene		CAS #: 877-09-8			
9.94	9.94	0.000	164163 0.00500	0.018		(a)
-----						
24	Aroclor-1221		CAS #: 11104-28-2			
8.07	8.07	0.000	14532 0.20000	0.20	80.00- 120.00	100.00(a)
11.3	11.3	0.000	18219 0.20000	0.20	105.37- 145.37	125.37
12.0	12.0	0.000	47319 0.20000	0.20	305.62- 345.62	325.62
Average of Peak Amounts =			0.2			
-----						
\$ 2	Decachlorobiphenyl		CAS #: 2051-24-3			
28.0	28.0	0.000	122265 0.01000	0.018		(a)
-----						

*25/05/05*

Data File: E4C6434R.D  
Report Date: 05-May-2005 10:09

#### QC Flag Legend

- a - Target compound detected but, quantitated amount  
Below Limit Of Quantitation(BLOQ).

Data File: \\AVOCADRO\ORGANICS\organic\svoa\E4.i\050504F.B\E4C6435F.D

Date : 04-MAY-2005 18:48

Client ID: AR1232C1

Sample Info: AR1232C1,AR1232C1,,ar1232,sub,,

Volume Injected (uL): 1.0

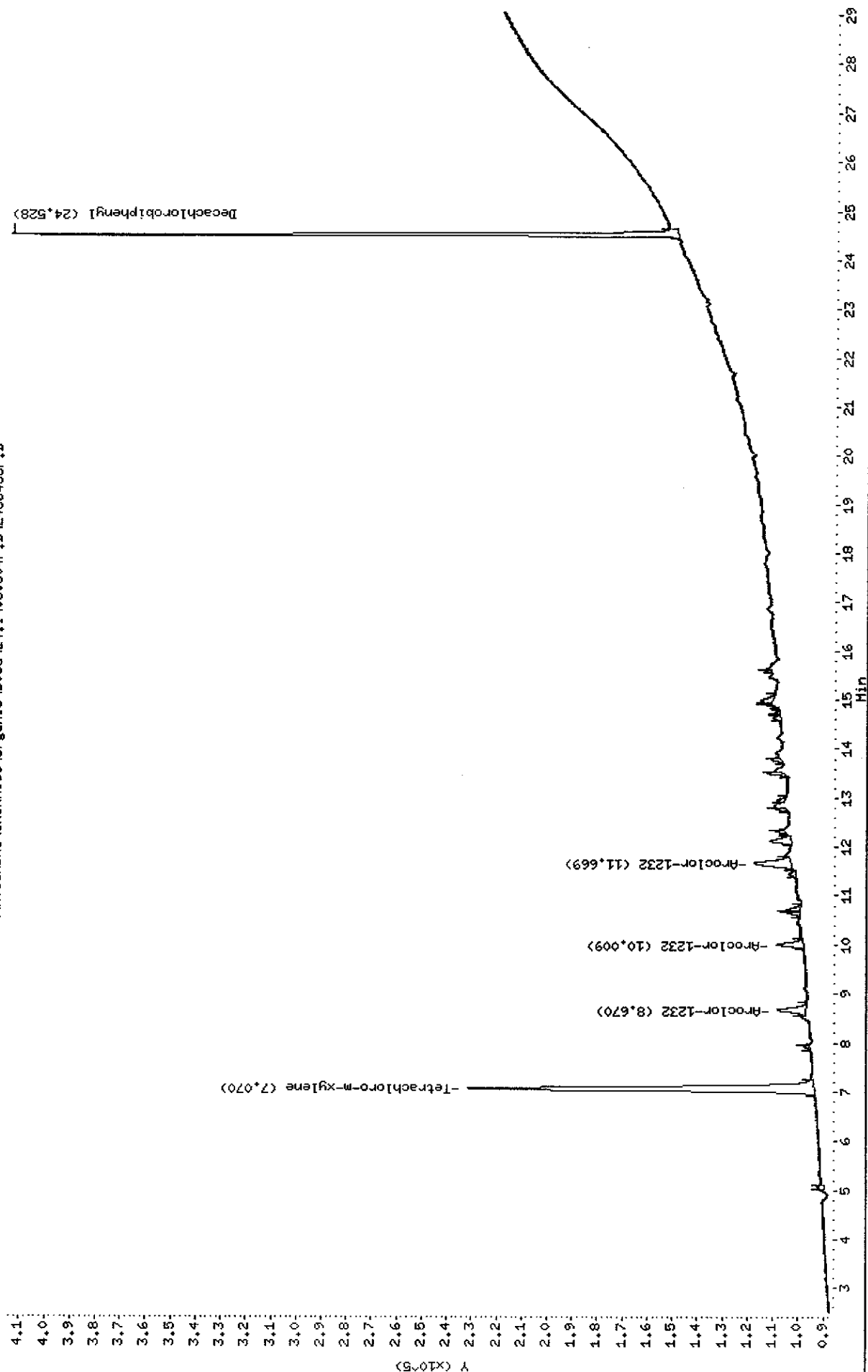
Column phase: CLPPest

Instrument: E4.i

Operator: SRC

Column diameter: 0.53

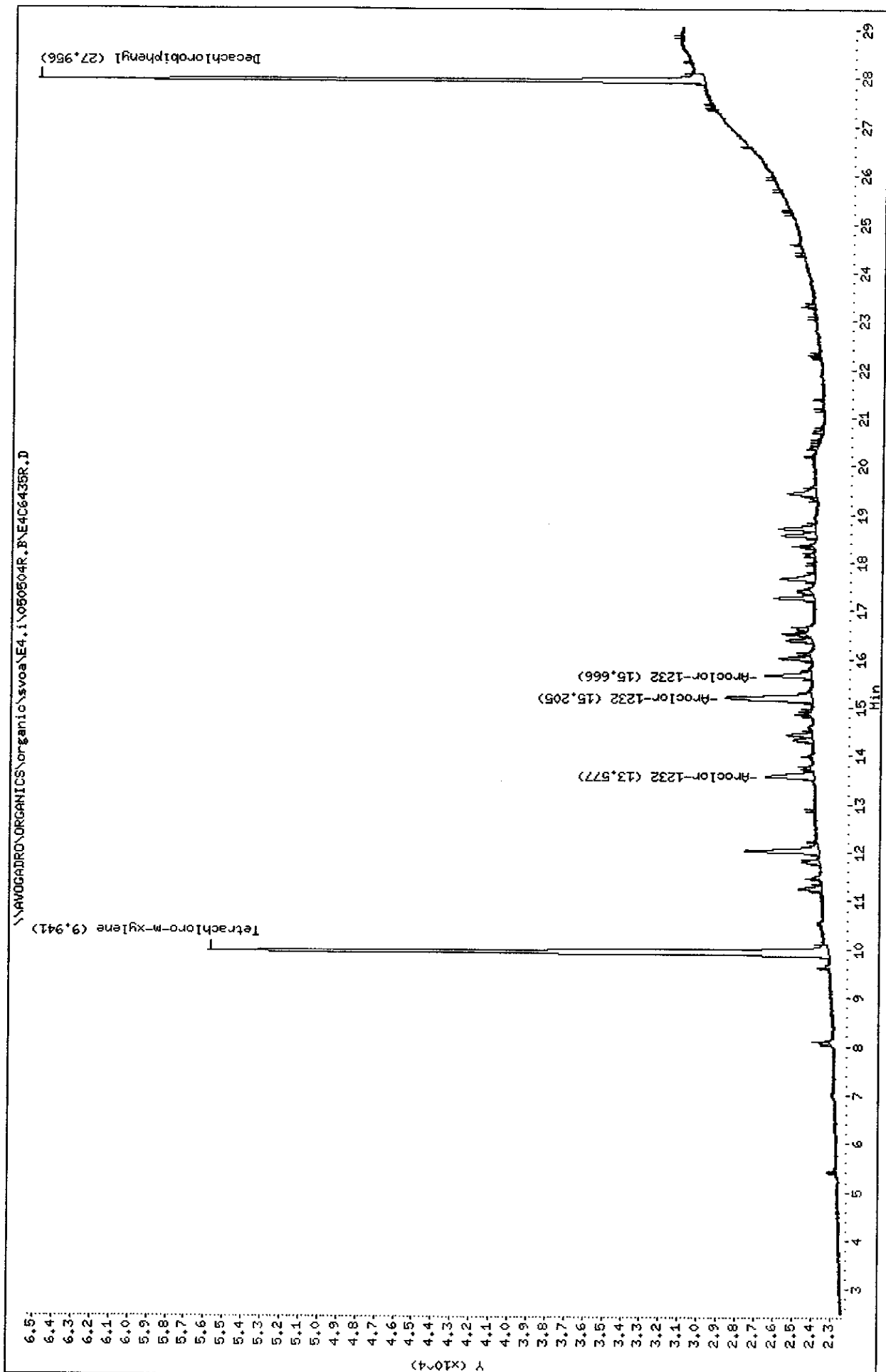
\\AVOCADRO\ORGANICS\organic\svoa\E4.i\050504F.B\E4C6435F.D





Data File: \\AVOGADRO\ORGANICS\organic\svoa\E4.i\050504R.B\E4C6435R.D  
 Date : 04-MAY-2005 18:48  
 Client ID: AR1232C1  
 Sample Info: AR1232C1,AR1232C1,,ar1232.sub,,  
 Volume Injected (ul): 1.0  
 Column phase: CLPPESTII

Instrument: E4.i  
 Operator: SRC:  
 Column diameter: 0.53



Data File: E4C6435F.D  
Report Date: 05-May-2005 10:08

Mitkem Corporation

NYASP Pesticide Quantitation Report

Data file : \\AVOGADRO\ORGANICS\organic\svoa\E4.i\050504F.B\E4C6435F.D  
Lab Smp Id: AR1232C1 Client Smp ID: AR1232C1  
Inj Date : 04-MAY-2005 18:48  
Operator : SRC: Inst ID: E4.i  
Smp Info : AR1232C1,AR1232C1,,ar1232.sub,,  
Misc Info :  
Comment :  
Method : \\AVOGADRO\ORGANICS\organic\svoa\E4.i\050504F.B\clp-1262e4f.m  
Meth Date : 05-May-2005 09:52 mtl Quant Type: ESTD  
Cal Date : 04-MAY-2005 22:25 Cal File: E4C6441F.D  
Als bottle: 5 Calibration Sample, Level: 1  
Dil Factor: 1.00000  
Integrator: Falcon Compound Sublist: ar1232.sub  
Subtraction File: \\AVOGADRO\ORGANICS  
Target Version: 4.03 Sample Matrix: WATER  
Processing Host: TARGET9

Concentration Formula:  $\text{Amt} * \text{DF} * \text{Uf} * \text{Vt} / (\text{Vo} * \text{Vi})$

Name	Value	Description
DF	1.000	Dilution Factor
Uf	1.000	Correction factor
Vt	10000.000	Volume of final extract (uL)
Vo	1000.000	Volume of sample extracted (mL)
Vi	1.000	Volume injected (uL)

AMOUNTS

RT	EXP RT	DLT RT	CAL-AMT RESPONSE ( ng)	ON-COL ( ng)	TARGET RANGE	RATIO
----	--------	--------	---------------------------	-----------------	--------------	-------

\$ 1	Tetrachloro-m-xylene		CAS #: 877-09-8			
7.07	7.07	0.000	848946 0.00500	0.018		(a)

25	Aroclor-1232		CAS #: 11141-16-5			
8.67	8.67	0.000	73257 0.10000	0.10 80.00- 120.00	100.00(a)	
10.0	10.0	0.000	66124 0.10000	0.10 70.26- 110.26	90.26	
11.7	11.7	0.000	118109 0.10000	0.10 141.23- 181.23	161.23	
Average of Peak Amounts =			0.1			

\$ 2	Decachlorobiphenyl		CAS #: 2051-24-3			
24.5	24.5	0.000	850467 0.01000	0.018		(a)

sz05/07/05

Data File: E4C6435F.D  
Report Date: 05-May-2005 10:08

QC Flag Legend

a - Target compound detected but, quantitated amount  
Below Limit Of Quantitation(BLOQ).

Data File: E4C6435R.D  
Report Date: 05-May-2005 10:09

Mitkem Corporation

NYASP Pesticide Quantitation Report

Data file : \\AVOGADRO\ORGANICS\organic\svoa\E4.i\050504R.B\E4C6435R.D  
Lab Smp Id: AR1232C1 Client Smp ID: AR1232C1  
Inj Date : 04-MAY-2005 18:48  
Operator : SRC: Inst ID: E4.i  
Smp Info : AR1232C1,AR1232C1,,ar1232.sub,,  
Misc Info :  
Comment :  
Method : \\AVOGADRO\ORGANICS\organic\svoa\E4.i\050504R.B\clp1262-e4r.m  
Meth Date : 05-May-2005 10:06 mtl Quant Type: ESTD  
Cal Date : 05-MAY-2005 00:50 Cal File: E4C6445R.D  
Als bottle: 5 Calibration Sample, Level: 1  
Dil Factor: 1.00000  
Integrator: Falcon Compound Sublist: ar1232.sub  
Subtraction File: \\AVOGADRO\ORGANICS  
Target Version: 4.03 Sample Matrix: WATER  
Processing Host: TARGET9

Concentration Formula:  $\text{Amt} * \text{DF} * \text{Uf} * \text{Vt} / (\text{Vo} * \text{Vi})$

Name	Value	Description
DF	1.000	Dilution Factor
Uf	1.000	Correction factor
Vt	10000.000	Volume of final extract (uL)
Vo	1000.000	Volume of sample extracted (mL)
Vi	1.000	Volume injected (uL)

AMOUNTS						
RT	EXP RT	DLT RT	CAL-AMT RESPONSE ( ng)	ON-COL ( ng)	TARGET RANGE	RATIO
\$ 1 Tetrachloro-m-xylene CAS #: 877-09-8						
9.94	9.94	0.000	164902 0.00500	0.018		(a)
25 Aroclor-1232 CAS #: 11141-16-5						
13.6	13.6	0.000	14694 0.10000	0.10	80.00- 120.00	100.00(a)
15.2	15.2	0.000	28811 0.10000	0.10	176.07- 216.07	196.07
15.7	15.7	0.000	11297 0.10000	0.10	56.88- 96.88	76.88
Average of Peak Amounts =				0.1		
\$ 2 Decachlorobiphenyl CAS #: 2051-24-3						
28.0	28.0	0.000	121384 0.01000	0.018		(a)

*5200700707*

Data File: E4C6435R.D  
Report Date: 05-May-2005 10:09

QC Flag Legend

a - Target compound detected but, quantitated amount  
Below Limit Of Quantitation(BLOQ).

Data File: \\AVOCADRO\ORGANICS\organic\svoa\E4.i\050504F.B\E4C6436F.D

Date : 04-MAY-2005 19:24

Client ID: AR1242C1

Sample Info: AR1242C1,AR1242C1,,ar1242.sub,,

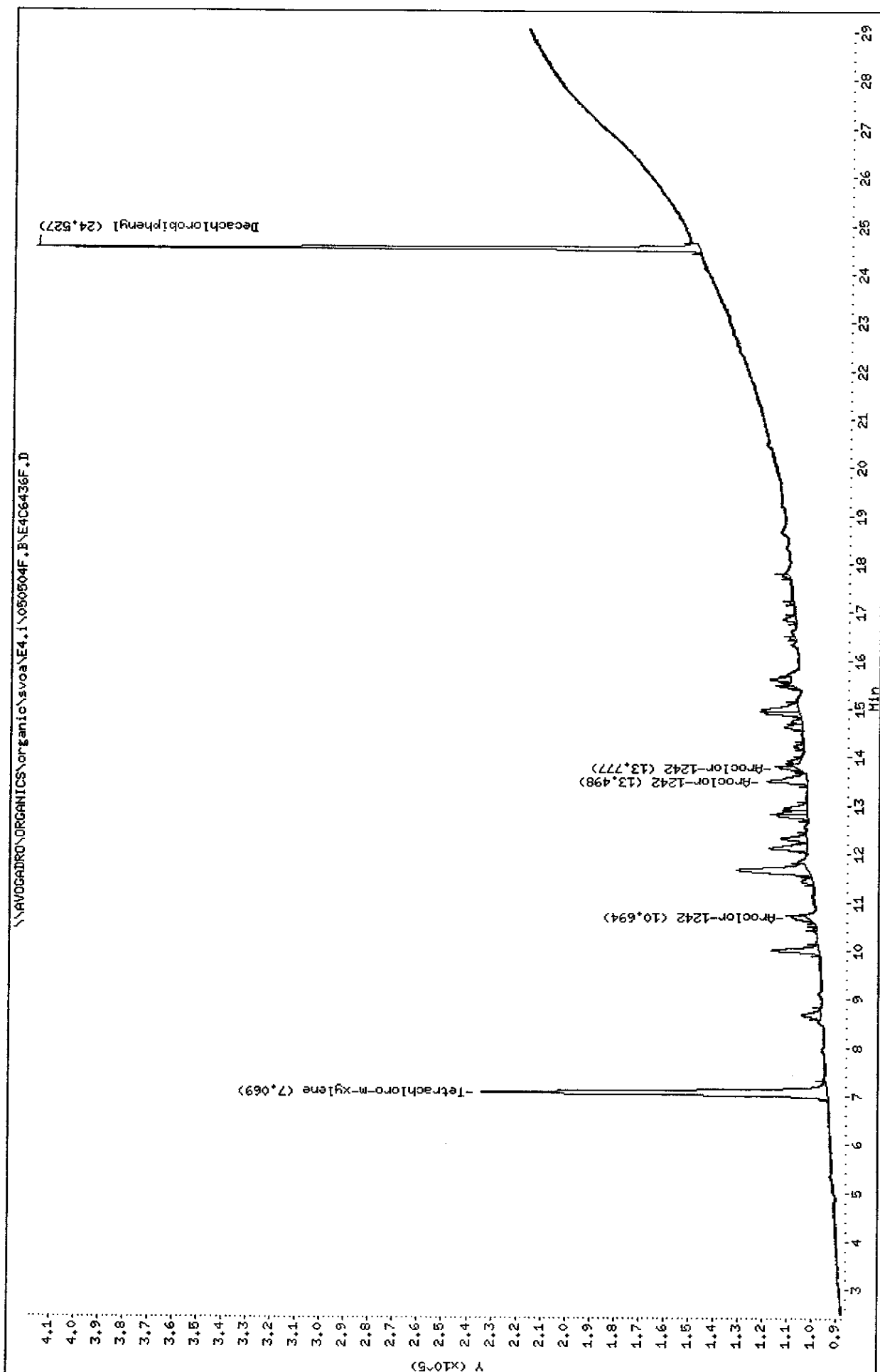
Volume Injected (uL): 1.0

Column phase: CLPest

Instrument: E4.i

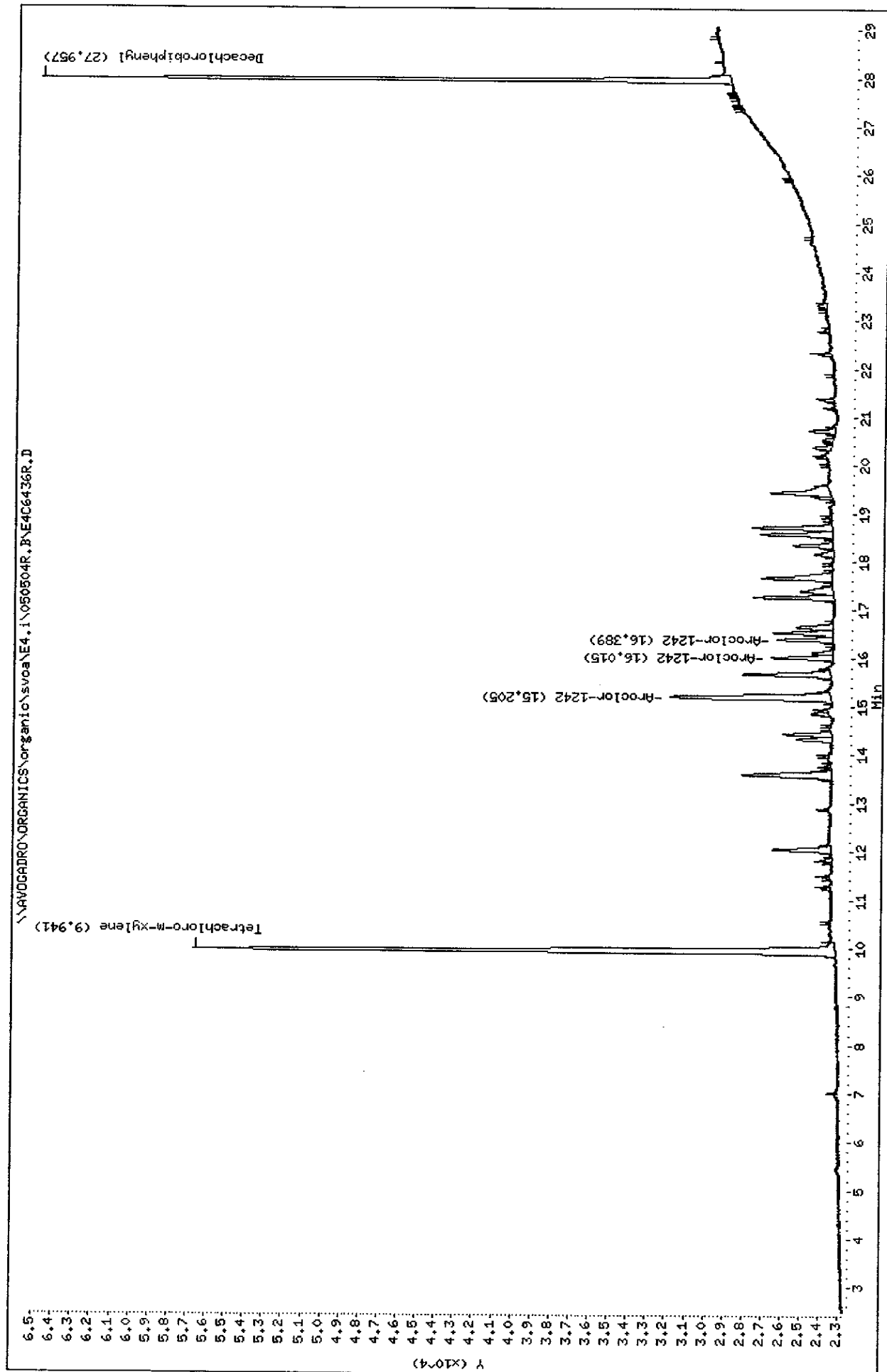
Operator: SRC

Column diameter: 0.53



Data File: \\AVOGADRO\ORGANICS\organic\svoa\E4.i\050504R.B\E4C6436R.D  
 Date : 04-MAY-2005 19:24  
 Client ID: AR1242C1  
 Sample Info: AR1242C1.AR1242C1,,ar1242.sub,,  
 Volume Injected (uL): 1.0  
 Column phase: CLPESTII

Instrument: E4.i  
 Operator: SRC:  
 Column diameter: 0.53



Data File: E4C6436F.D  
Report Date: 05-May-2005 10:08

Mitkem Corporation

NYASP Pesticide Quantitation Report

Data file : \\AVOGADRO\ORGANICS\organic\svoa\E4.i\050504F.B\E4C6436F.D  
Lab Smp Id: AR1242C1 Client Smp ID: AR1242C1  
Inj Date : 04-MAY-2005 19:24  
Operator : SRC: Inst ID: E4.i  
Smp Info : AR1242C1,AR1242C1,,ar1242.sub,,  
Misc Info :  
Comment :  
Method : \\AVOGADRO\ORGANICS\organic\svoa\E4.i\050504F.B\clp-1262e4f.m  
Meth Date : 05-May-2005 09:52 mtl Quant Type: ESTD  
Cal Date : 04-MAY-2005 22:25 Cal File: E4C6441F.D  
Als bottle: 6 Calibration Sample, Level: 1  
Dil Factor: 1.00000  
Integrator: Falcon Compound Sublist: ar1242.sub  
Subtraction File: \\AVOGADRO\ORGANICS  
Target Version: 4.03 Sample Matrix: WATER  
Processing Host: TARGET9

Concentration Formula:  $\text{Amt} * \text{DF} * \text{Uf} * \text{Vt} / (\text{Vo} * \text{Vi})$

Name	Value	Description
DF	1.000	Dilution Factor
Uf	1.000	Correction factor
Vt	10000.000	Volume of final extract (uL)
Vo	1000.000	Volume of sample extracted (mL)
Vi	1.000	Volume injected (uL)

AMOUNTS						
		CAL-AMT		ON-COL		
RT	EXP RT	DLT RT	RESPONSE ( ng)	( ng)	TARGET RANGE	RATIO
=====						
\$ 1 Tetrachloro-m-xylene CAS #: 877-09-8						
7.07	7.07	0.000	868461 0.00500	0.019		(a)
-----						
26 Aroclor-1242 CAS #: 53469-21-9						
10.7	10.7	0.000	38708 0.10000	0.10	80.00- 120.00	100.00(a)
13.5	13.5	0.000	116760 0.10000	0.10	281.64- 321.64	301.64
13.8	13.8	0.000	28127 0.10000	0.10	52.66- 92.66	72.66
Average of Peak Amounts =				0.1		
-----						
\$ 2 Decachlorobiphenyl CAS #: 2051-24-3						
24.5	24.5	0.000	868290 0.01000	0.019		(a)
-----						

27070705



Data File: E4C6436F.D  
Report Date: 05-May-2005 10:08

QC Flag Legend

a - Target compound detected but, quantitated amount  
Below Limit Of Quantitation(BLOQ).

Data File: E4C6436R.D  
Report Date: 05-May-2005 10:09

Mitkem Corporation

NYASP Pesticide Quantitation Report

Data file : \\AVOGADRO\ORGANICS\organic\svoa\E4.i\050504R.B\E4C6436R.D  
Lab Smp Id: AR1242C1 Client Smp ID: AR1242C1  
Inj Date : 04-MAY-2005 19:24  
Operator : SRC: Inst ID: E4.i  
Smp Info : AR1242C1,AR1242C1,,ar1242.sub,,  
Misc Info :  
Comment :  
Method : \\AVOGADRO\ORGANICS\organic\svoa\E4.i\050504R.B\clp1262-e4r.m  
Meth Date : 05-May-2005 10:06 mtl Quant Type: ESTD  
Cal Date : 05-MAY-2005 00:50 Cal File: E4C6445R.D  
Als bottle: 6 Calibration Sample, Level: 1  
Dil Factor: 1.00000  
Integrator: Falcon Compound Sublist: ar1242.sub  
Subtraction File: \\AVOGADRO\ORGANICS  
Target Version: 4.03 Sample Matrix: WATER  
Processing Host: TARGET9

Concentration Formula:  $\text{Amt} * \text{DF} * \text{Uf} * \text{Vt} / (\text{Vo} * \text{Vi})$

Name	Value	Description
DF	1.000	Dilution Factor
Uf	1.000	Correction factor
Vt	10000.000	Volume of final extract (uL)
Vo	1000.000	Volume of sample extracted (mL)
Vi	1.000	Volume injected (uL)

AMOUNTS						
			CAL-AMT	ON-COL		
RT	EXP RT	DLT RT	RESPONSE ( ng)	( ng)	TARGET RANGE	RATIO
==	=====	=====	=====	=====	=====	=====

\$	1	Tetrachloro-m-xylene	CAS #: 877-09-8			
9.94	9.94	0.000	169201	0.00500	0.019	(a)

26 Aroclor-1242			CAS #: 53469-21-9			
15.2	15.2	0.000	53401	0.10000	0.10 80.00- 120.00	100.00(a)
16.0	16.0	0.000	13004	0.10000	0.10 4.35- 44.35	24.35
16.4	16.4	0.000	11524	0.10000	0.10 1.58- 41.58	21.58
Average of Peak Amounts =				0.1		

\$	2	Decachlorobiphenyl	CAS #: 2051-24-3			
28.0	28.0	0.000	123355	0.01000	0.018	(a)

5/20/05

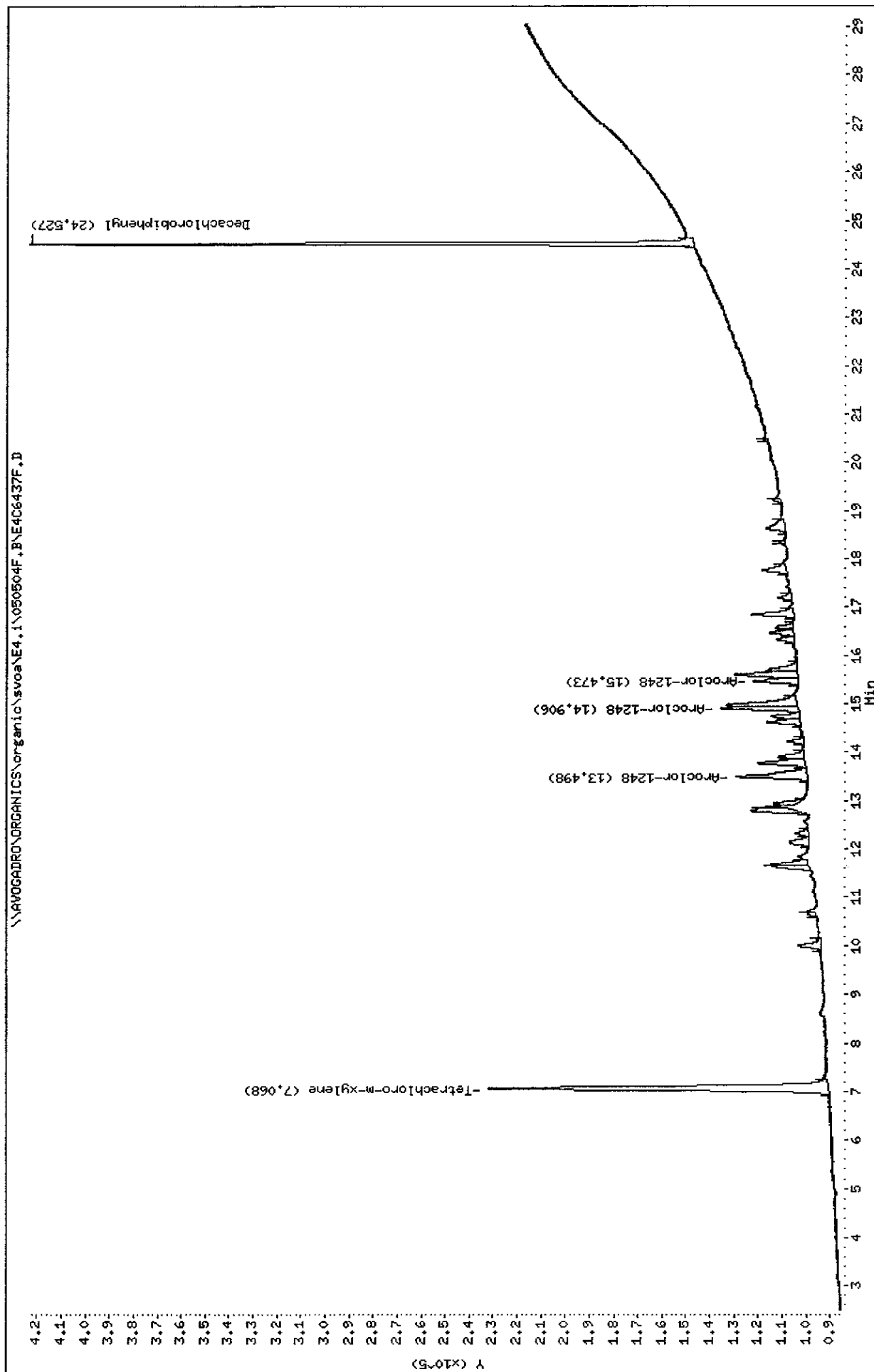
Data File: E4C6436R.D  
Report Date: 05-May-2005 10:09

QC Flag Legend

- a - Target compound detected but, quantitated amount  
Below Limit Of Quantitation(BLOQ).

Data File: \\AVOCADRO\ORGANICS\organic\svoa\E4.1\050504F.B\E4C6437F.D  
 Date : 04-MAY-2005 20:01  
 Client ID: AR1248C1  
 Sample Info: AR1248C1,AR1248C1,,ar1248.sub,,  
 Volume Injected (uL): 1.0  
 Column phase: CLPPest

Instrument: E4.1  
 Operator: SRC  
 Column diameter: 0.53



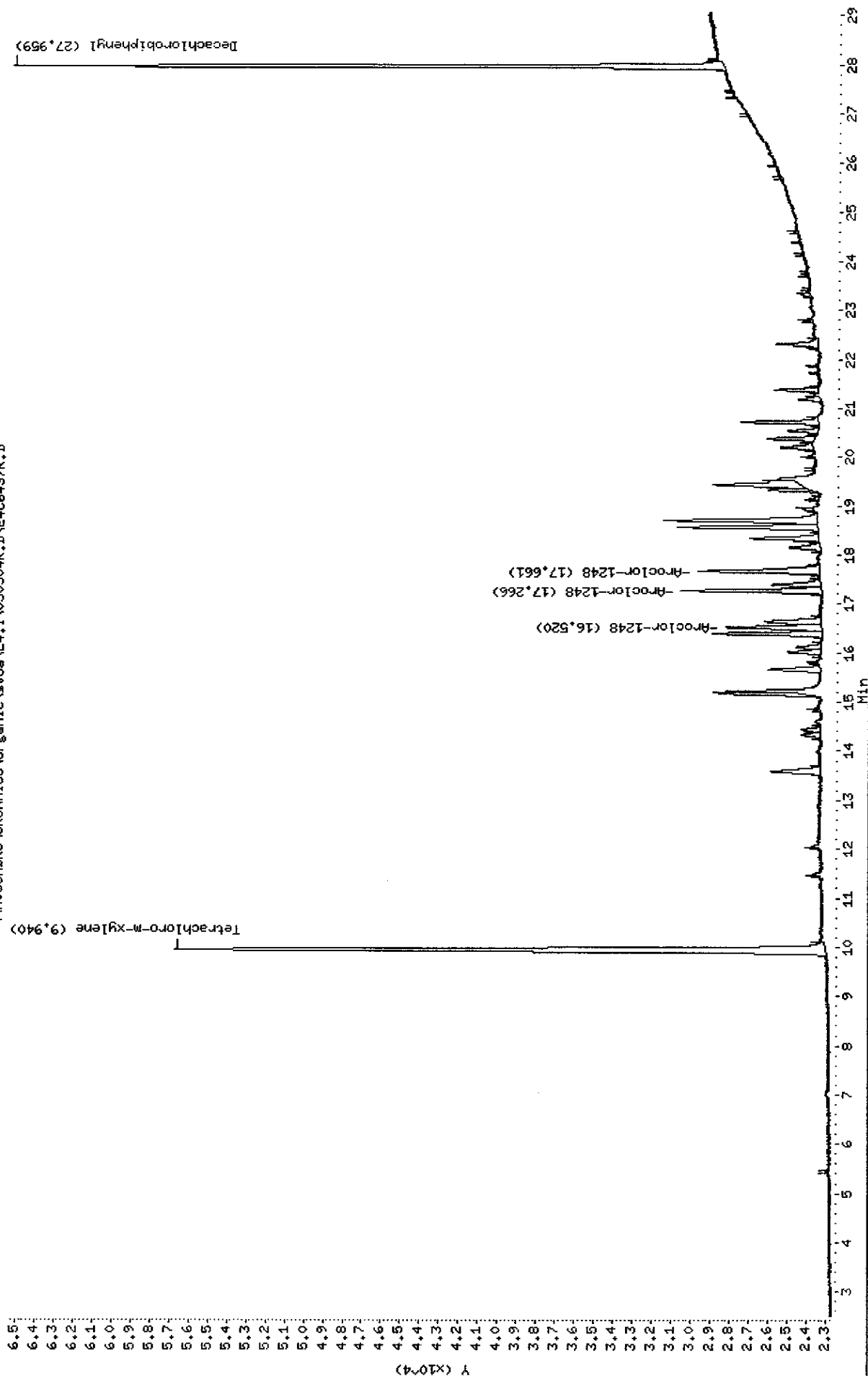
Data File: \\AVOCADRO\ORGANICS\organic\svoa\E4.1\050504R.B\E4C6437R.D  
 Date : 04-MAY-2005 20:01  
 Client ID: AR1248C1  
 Sample Info: AR1248C1,AR1248C1,,ar1248.sub,,  
 Volume Injected (uL): 1.0  
 Column phase: CLPPESTII

Instrument: E4.1

Operator: SRC:

Column diameter: 0.53

\\AVOCADRO\ORGANICS\organic\svoa\E4.1\050504R.B\E4C6437R.D



Data File: E4C6437F.D  
Report Date: 05-May-2005 10:09

Mitkem Corporation

NYASP Pesticide Quantitation Report

Data file : \\AVOGADRO\ORGANICS\organic\svoa\E4.i\050504F.B\E4C6437F.D  
Lab Smp Id: AR1248C1 Client Smp ID: AR1248C1  
Inj Date : 04-MAY-2005 20:01  
Operator : SRC: Inst ID: E4.i  
Smp Info : AR1248C1,AR1248C1,,ar1248.sub,,  
Misc Info :  
Comment :  
Method : \\AVOGADRO\ORGANICS\organic\svoa\E4.i\050504F.B\clp-1262e4f.m  
Meth Date : 05-May-2005 09:52 mtl Quant Type: ESTD  
Cal Date : 04-MAY-2005 22:25 Cal File: E4C6441F.D  
Als bottle: 7 Calibration Sample, Level: 1  
Dil Factor: 1.00000  
Integrator: Falcon Compound Sublist: ar1248.sub  
Subtraction File: \\AVOGADRO\ORGANICS  
Target Version: 4.03 Sample Matrix: WATER  
Processing Host: TARGET9

Concentration Formula:  $\text{Amt} * \text{DF} * \text{Uf} * \text{Vt} / (\text{Vo} * \text{Vi})$

Name	Value	Description
DF	1.000	Dilution Factor
Uf	1.000	Correction factor
Vt	10000.000	Volume of final extract (uL)
Vo	1000.000	Volume of sample extracted (mL)
Vi	1.000	Volume injected (uL)

AMOUNTS

RT	EXP RT	DLT RT	CAL-AMT RESPONSE ( ng)	ON-COL ( ng)	TARGET RANGE	RATIO
----	--------	--------	---------------------------	-----------------	--------------	-------

\$ 1	Tetrachloro-m-xylene		CAS #: 877-09-8			
7.07	7.07	0.000	866970 0.00500	0.019		(a)

27	Aroclor-1248		CAS #: 12672-29-6			
13.5	13.5	0.000	199531 0.10000	0.10 80.00- 120.00	100.00(a)	
14.9	14.9	0.000	142392 0.10000	0.10 51.36- 91.36	71.36	
15.5	15.5	0.000	93646 0.10000	0.10 26.93- 66.93	46.93	
Average of Peak Amounts =			0.1			

\$ 2	Decachlorobiphenyl		CAS #: 2051-24-3			
24.5	24.5	0.000	879452 0.01000	0.019		(a)

*SZ 05/05/05*

Data File: E4C6437F.D  
Report Date: 05-May-2005 10:09

QC Flag Legend

a - Target compound detected but, quantitated amount  
Below Limit Of Quantitation(BLOQ).

Data File: E4C6437R.D  
Report Date: 05-May-2005 10:09

Mitkem Corporation

NYASP Pesticide Quantitation Report

Data file : \\AVOGADRO\ORGANICS\organic\svoa\E4.i\050504R.B\E4C6437R.D  
Lab Smp Id: AR1248C1 Client Smp ID: AR1248C1  
Inj Date : 04-MAY-2005 20:01  
Operator : SRC: Inst ID: E4.i  
Smp Info : AR1248C1,AR1248C1,,ar1248.sub,,  
Misc Info :  
Comment :  
Method : \\AVOGADRO\ORGANICS\organic\svoa\E4.i\050504R.B\clp1262-e4r.m  
Meth Date : 05-May-2005 10:06 mtl Quant Type: ESTD  
Cal Date : 05-MAY-2005 00:50 Cal File: E4C6445R.D  
Als bottle: 7 Calibration Sample, Level: 1  
Dil Factor: 1.00000  
Integrator: Falcon Compound Sublist: ar1248.sub  
Subtraction File: \\AVOGADRO\ORGANICS  
Target Version: 4.03 Sample Matrix: WATER  
Processing Host: TARGET9

Concentration Formula:  $\text{Amt} * \text{DF} * \text{Uf} * \text{Vt} / (\text{Vo} * \text{Vi})$

Name	Value	Description
DF	1.000	Dilution Factor
Uf	1.000	Correction factor
Vt	10000.000	Volume of final extract (uL)
Vo	1000.000	Volume of sample extracted (mL)
Vi	1.000	Volume injected (uL)

AMOUNTS						
		CAL-AMT		ON-COL		
RT	EXP RT	DLT RT	RESPONSE ( ng)	( ng)	TARGET RANGE	RATIO
==	=====	=====	=====	=====	=====	=====
\$ 1 Tetrachloro-m-xylene CAS #: 877-09-8						
9.94	9.94	0.000	169482 0.00500	0.019		(a)
-----						
27 Aroclor-1248 CAS #: 12672-29-6						
16.5	16.5	0.000	21178 0.10000	0.10 80.00- 120.00	100.00 (a)	
17.3	17.3	0.000	29366 0.10000	0.10 118.66- 158.66	138.66	
17.7	17.7	0.000	30971 0.10000	0.10 126.24- 166.24	146.24	
Average of Peak Amounts =			0.1			
-----						
\$ 2 Decachlorobiphenyl CAS #: 2051-24-3						
28.0	28.0	0.000	125532 0.01000	0.019		(a)
-----						

57 05/05/05



Data File: E4C6437R.D  
Report Date: 05-May-2005 10:09

QC Flag Legend

- a - Target compound detected but, quantitated amount  
Below Limit Of Quantitation(BLOQ).

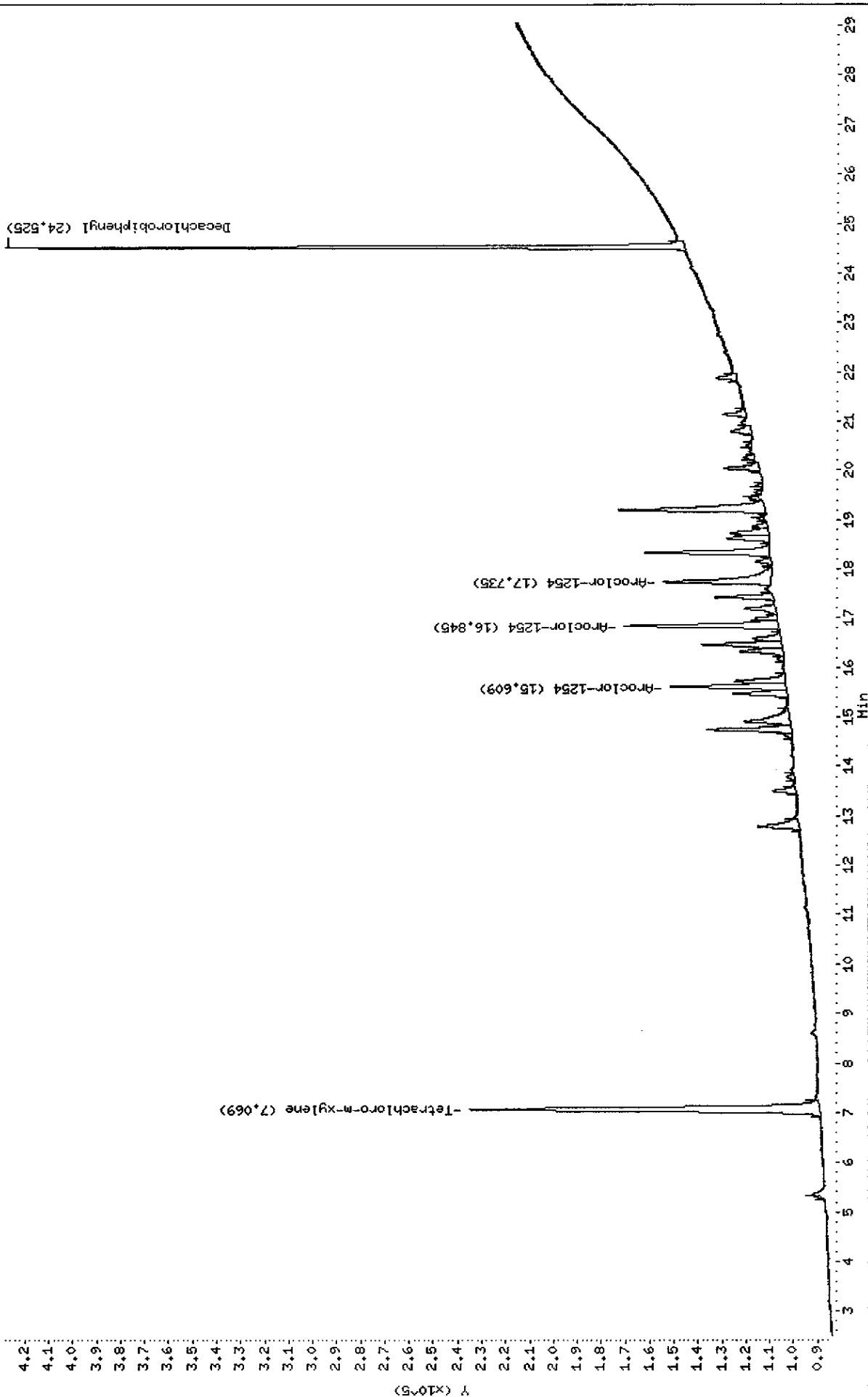
Data File: \\AVOCADRO\ORGANICS\organic\svoa\E4.i\050504F.B\E4C6438F.D  
 Date : 04-MAY-2005 20:37  
 Client ID: AR1254C1  
 Sample Info: AR1254C1,AR1254C1,,ar1254.sub,,  
 Volume Injected (ul): 1.0  
 Column phase: CLPest

Instrument: E4.i

Operator: SRC

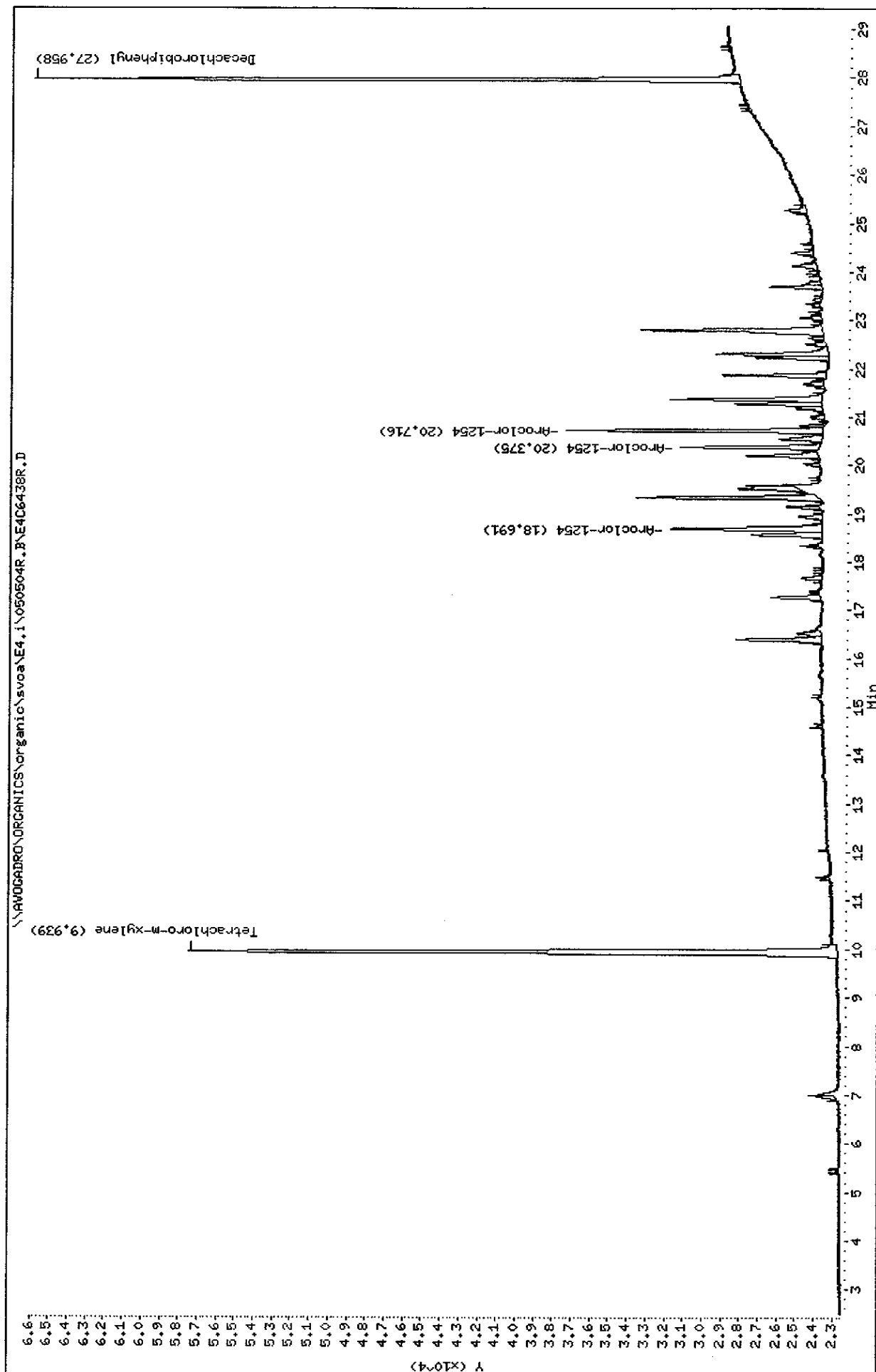
Column diameter: 0.53

\\AVOCADRO\ORGANICS\organic\svoa\E4.i\050504F.B\E4C6438F.D



Data File: \\AVOCADRO\ORGANICS\organic\svoa\E4.i\050504R.B\E406438R.D  
 Date : 04-MAY-2005 20:37  
 Client ID: AR1254C1  
 Sample Info: AR1254C1,AR1254C1,,ar1254.sub,,  
 Volume Injected (uL): 1.0  
 Column Phase: CLPPESTII

Instrument: E4.i  
 Operator: SRC  
 Column diameter: 0.53



Data File: E4C6438F.D  
Report Date: 05-May-2005 10:09

Mitkem Corporation

NYASP Pesticide Quantitation Report

Data file : \\AVOGADRO\ORGANICS\organic\svoa\E4.i\050504F.B\E4C6438F.D  
Lab Smp Id: AR1254C1 Client Smp ID: AR1254C1  
Inj Date : 04-MAY-2005 20:37  
Operator : SRC: Inst ID: E4.i  
Smp Info : AR1254C1,AR1254C1,,ar1254.sub,,  
Misc Info :  
Comment :  
Method : \\AVOGADRO\ORGANICS\organic\svoa\E4.i\050504F.B\clp-1262e4f.m  
Meth Date : 05-May-2005 09:52 mtl Quant Type: ESTD  
Cal Date : 04-MAY-2005 22:25 Cal File: E4C6441F.D  
Als bottle: 8 Calibration Sample, Level: 1  
Dil Factor: 1.00000  
Integrator: Falcon Compound Sublist: ar1254.sub  
Subtraction File: \\AVOGADRO\ORGANICS  
Target Version: 4.03 Sample Matrix: WATER  
Processing Host: TARGET9

Concentration Formula:  $\text{Amt} * \text{DF} * \text{Uf} * \text{Vt} / (\text{Vo} * \text{Vi})$

Name	Value	Description
DF	1.000	Dilution Factor
Uf	1.000	Correction factor
Vt	10000.000	Volume of final extract (uL)
Vo	1000.000	Volume of sample extracted (mL)
Vi	1.000	Volume injected (uL)

AMOUNTS						
			CAL-AMT	ON-COL		
RT	EXP RT	DLT RT	RESPONSE ( ng)	( ng)	TARGET RANGE	RATIO
==	=====	=====	=====	=====	=====	=====
\$ 1 Tetrachloro-m-xylene CAS #: 877-09-8						
7.07	7.07	0.000	892770 0.00500	0.019		(a)
-----						
\$ 2 Decachlorobiphenyl CAS #: 2051-24-3						
24.5	24.5	0.000	900066 0.01000	0.019		(a)
-----						
28 Aroclor-1254 CAS #: 11097-69-1						
15.6	15.6	0.000	233815 0.10000	0.10	80.00- 120.00	100.00(a)
16.8	16.8	0.000	312104 0.10000	0.10	113.48- 153.48	133.48
17.7	17.7	0.000	296778 0.10000	0.10	106.93- 146.93	126.93
Average of Peak Amounts =				0.1		

*5/20/05/er*

Data File: E4C6438F.D  
Report Date: 05-May-2005 10:09

#### QC Flag Legend

- a - Target compound detected but, quantitated amount  
Below Limit Of Quantitation(BLOQ).

Data File: E4C6438R.D  
Report Date: 05-May-2005 10:10

Mitkem Corporation

NYASP Pesticide Quantitation Report

Data file : \\AVOGADRO\ORGANICS\organic\svoa\E4.i\050504R.B\E4C6438R.D  
Lab Smp Id: AR1254C1 Client Smp ID: AR1254C1  
Inj Date : 04-MAY-2005 20:37  
Operator : SRC: Inst ID: E4.i  
Smp Info : AR1254C1,AR1254C1,,ar1254.sub,,  
Misc Info :  
Comment :  
Method : \\AVOGADRO\ORGANICS\organic\svoa\E4.i\050504R.B\clp1262-e4r.m  
Meth Date : 05-May-2005 10:06 mtl Quant Type: ESTD  
Cal Date : 05-MAY-2005 00:50 Cal File: E4C6445R.D  
Als bottle: 8 Calibration Sample, Level: 1  
Dil Factor: 1.00000  
Integrator: Falcon Compound Sublist: ar1254.sub  
Subtraction File: \\AVOGADRO\ORGANICS  
Target Version: 4.03 Sample Matrix: WATER  
Processing Host: TARGET9

Concentration Formula:  $\text{Amt} * \text{DF} * \text{Uf} * \text{Vt} / (\text{Vo} * \text{Vi})$

Name	Value	Description
DF	1.000	Dilution Factor
Uf	1.000	Correction factor
Vt	10000.000	Volume of final extract (uL)
Vo	1000.000	Volume of sample extracted (mL)
Vi	1.000	Volume injected (uL)

AMOUNTS						
RT	EXP RT	DLT RT	CAL-AMT RESPONSE ( ng)	ON-COL ( ng)	TARGET RANGE	RATIO
\$ 1					CAS #: 877-09-8	
9.94	9.94	0.000	175580 0.00500	0.020		(a)
\$ 2					CAS #: 2051-24-3	
28.0	28.0	0.000	129039 0.01000	0.019		(a)
28					CAS #: 11097-69-1	
18.7	18.7	0.000	34057 0.10000	0.10	80.00- 120.00	100.00(a)
20.4	20.4	0.000	26261 0.10000	0.10	57.11- 97.11	77.11
20.7	20.7	0.000	47798 0.10000	0.10	120.35- 160.35	140.35
Average of Peak Amounts =				0.1		

*szepes*

Data File: E4C6438R.D  
Report Date: 05-May-2005 10:10

QC Flag Legend

a - Target compound detected but, quantitated amount  
Below Limit Of Quantitation(BLOQ).

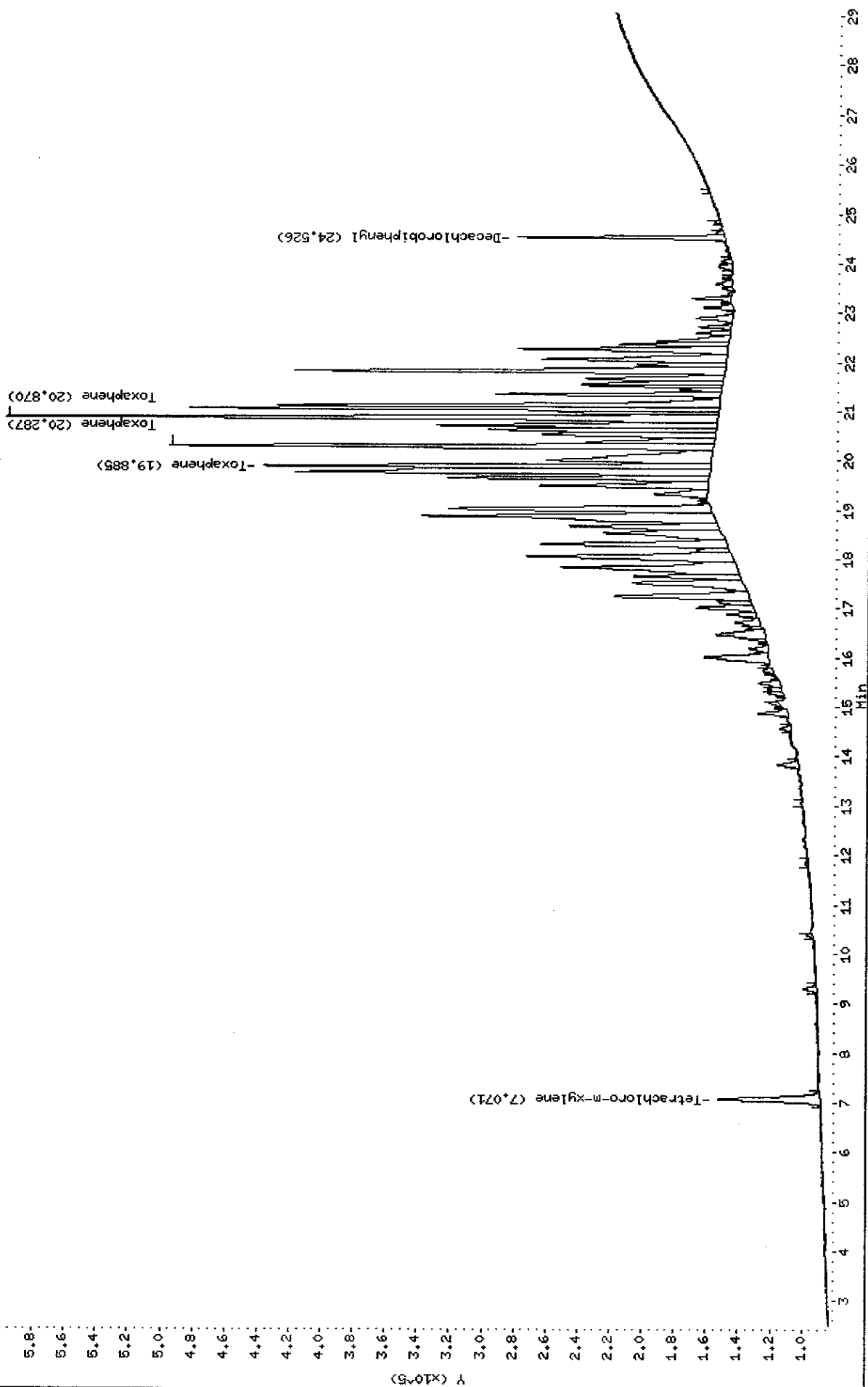
Data File: \\AVOGADRO\ORGANICS\organic\svoa\E4.i\050504F.B\E4C6439F.D  
 Date : 04-MAY-2005 21:13  
 Client ID: TOXAPHCl  
 Sample Info: TOXAPHCl,TOXAPHCl,,toxaph.sub,,  
 Volume Injected (uL): 1.0  
 Column phase: CLPest

Instrument: E4.i

Operator: SRC:

Column diameter: 0.53

\\AVOGADRO\ORGANICS\organic\svoa\E4.i\050504F.B\E4C6439F.D

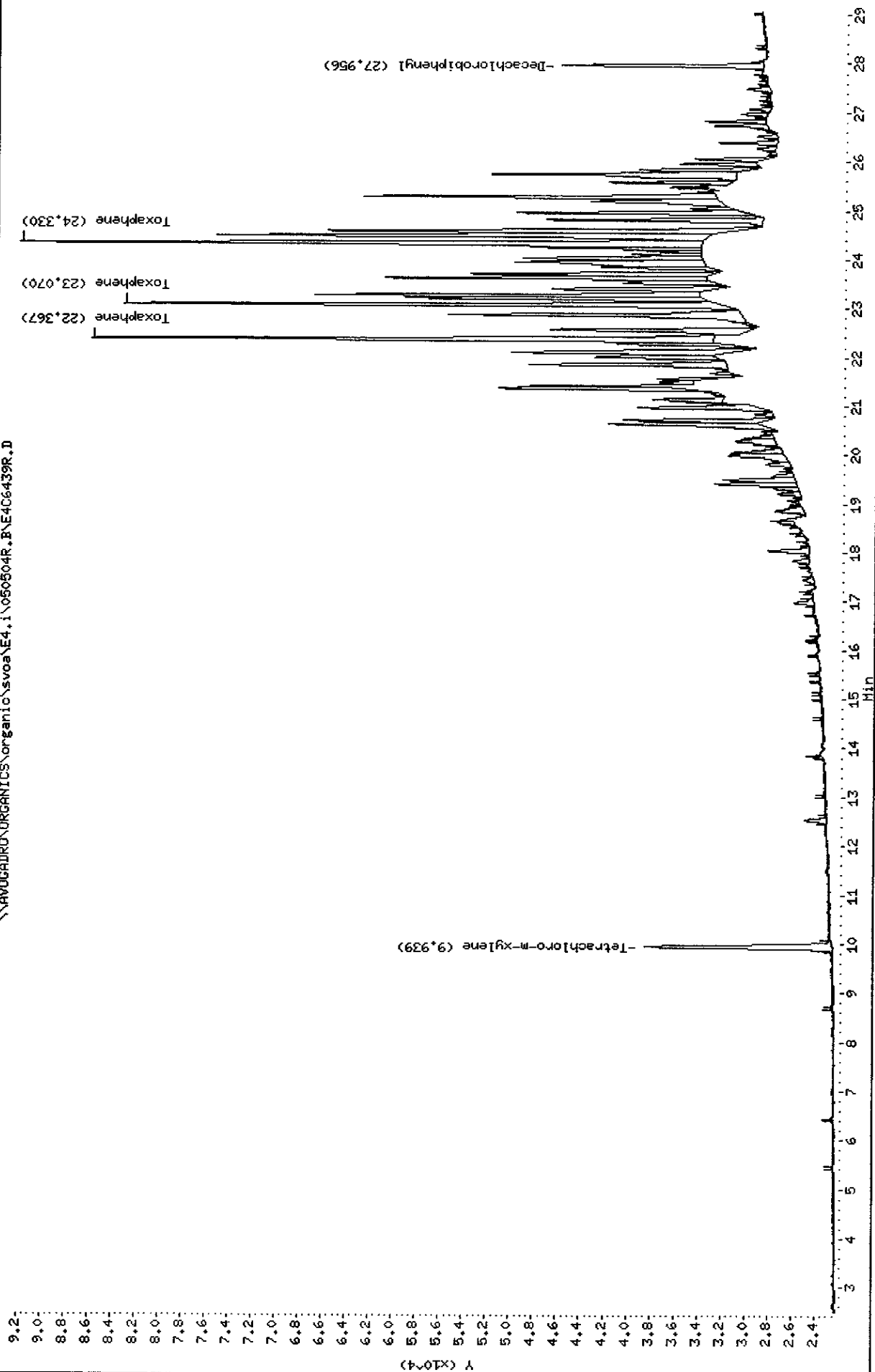




Data File: \\AVOCADRO\ORGANICS\organic\svoa\E4.1\050504R.B\E4C6439R.D  
 Date : 04-MAY-2005 21:13  
 Client ID: TOXAPHC1  
 Sample Info: TOXAPHC1,TOXAPHC1,,toxaph.sub,,  
 Volume Injected (uL): 1.0  
 Column phase: CLPESTIII

Instrument: E4.1  
 Operator: SRC:  
 Column diameter: 0.53

\\AVOCADRO\ORGANICS\organic\svoa\E4.1\050504R.B\E4C6439R.D



Data File: E4C6439F.D  
Report Date: 05-May-2005 10:09

Mitkem Corporation

NYASP Pesticide Quantitation Report

Data file : \\AVOGADRO\ORGANICS\organic\svoa\E4.i\050504F.B\E4C6439F.D  
Lab Smp Id: TOXAPHC1 Client Smp ID: TOXAPHC1  
Inj Date : 04-MAY-2005 21:13  
Operator : SRC: Inst ID: E4.i  
Smp Info : TOXAPHC1,TOXAPHC1,,toxaph.sub,,  
Misc Info :  
Comment :  
Method : \\AVOGADRO\ORGANICS\organic\svoa\E4.i\050504F.B\clp-1262e4f.m  
Meth Date : 05-May-2005 09:52 mtl Quant Type: ESTD  
Cal Date : 04-MAY-2005 22:25 Cal File: E4C6441F.D  
Als bottle: 9 Calibration Sample, Level: 1  
Dil Factor: 1.00000  
Integrator: Falcon Compound Sublist: toxaph.sub  
Subtraction File: \\AVOGADRO\ORGANICS  
Target Version: 4.03 Sample Matrix: WATER  
Processing Host: TARGET9

Concentration Formula:  $\text{Amt} * \text{DF} * \text{Uf} * \text{Vt} / (\text{Vo} * \text{Vi})$

Name	Value	Description
DF	1.000	Dilution Factor
Uf	1.000	Correction factor
Vt	10000.000	Volume of final extract (uL)
Vo	1000.000	Volume of sample extracted (mL)
Vi	1.000	Volume injected (uL)

AMOUNTS						
		CAL-AMT		ON-COL		
RT	EXP RT	DLT RT	RESPONSE ( ng)	( ng)	TARGET RANGE	RATIO
-----						
\$ 1	Tetrachloro-m-xylene		CAS #: 877-09-8			
7.07	7.07	0.000	399762	0.00500	0.0086	(a)
-----						
\$ 2	Decachlorobiphenyl		CAS #: 2051-24-3			
24.5	24.5	0.000	419703	0.01000	0.0091	(a)
-----						
30	Toxaphene		CAS #: 8001-35-2			
19.9	19.9	0.000	1194761	0.50000	0.50 80.00- 120.00	100.00(a)
20.3	20.3	0.000	1609027	0.50000	0.50 114.67- 154.67	134.67
20.9	20.9	0.000	1965670	0.50000	0.50 144.52- 184.52	164.52
Average of Peak Amounts =			0.5			

5205700705

Data File: E4C6439F.D  
Report Date: 05-May-2005 10:09

#### QC Flag Legend

a - Target compound detected but, quantitated amount  
Below Limit Of Quantitation(BLOQ).

Data File: E4C6439R.D  
Report Date: 05-May-2005 10:10

Mitkem Corporation

NYASP Pesticide Quantitation Report

Data file : \\AVOGADRO\ORGANICS\organic\svoa\E4.i\050504R.B\E4C6439R.D  
Lab Smp Id: TOXAPHC1 Client Smp ID: TOXAPHC1  
Inj Date : 04-MAY-2005 21:13  
Operator : SRC: Inst ID: E4.i  
Smp Info : TOXAPHC1,TOXAPHC1,,toxaph.sub,,  
Misc Info :  
Comment :  
Method : \\AVOGADRO\ORGANICS\organic\svoa\E4.i\050504R.B\clp1262-e4r.m  
Meth Date : 05-May-2005 10:06 mtl Quant Type: ESTD  
Cal Date : 05-MAY-2005 00:50 Cal File: E4C6445R.D  
Als bottle: 9 Calibration Sample, Level: 1  
Dil Factor: 1.00000  
Integrator: Falcon Compound Sublist: toxaph.sub  
Subtraction File: \\AVOGADRO\ORGANICS  
Target Version: 4.03 Sample Matrix: WATER  
Processing Host: TARGET9

Concentration Formula:  $\text{Amt} * \text{DF} * \text{Uf} * \text{Vt} / (\text{Vo} * \text{Vi})$

Name	Value	Description
DF	1.000	Dilution Factor
Uf	1.000	Correction factor
Vt	10000.000	Volume of final extract (uL)
Vo	1000.000	Volume of sample extracted (mL)
Vi	1.000	Volume injected (uL)

AMOUNTS						
RT	EXP RT	DLT RT	CAL-AMT RESPONSE ( ng)	ON-COL ( ng)	TARGET RANGE	RATIO
\$ 1					CAS #: 877-09-8	
9.94	9.94	0.000	80326 0.00500	0.0089		(a)
\$ 2					CAS #: 2051-24-3	
28.0	28.0	0.000	57688 0.01000	0.0086		(a)
30					CAS #: 8001-35-2	
22.4	22.4	0.000	208215 0.50000	0.50	80.00- 120.00	100.00(a)
23.1	23.1	0.000	181224 0.50000	0.50	67.04- 107.04	87.04
24.3	24.3	0.000	242505 0.50000	0.50	96.47- 136.47	116.47
Average of Peak Amounts =				0.5		

*sz estor*

Data File: E4C6439R.D  
Report Date: 05-May-2005 10:10

QC Flag Legend

- a - Target compound detected but, quantitated amount  
Below Limit Of Quantitation(BLOQ).

Data File: \\AVOGADRO\ORGANICS\organic\svoa\E4.i\050524F.B\E4C6526F.D

Date : 26-MAY-2005 11:52

Client ID: INDACH

Sample Info: INDACH,INDACH,,inda.sub,,

Volume Injected (uL): 1.0


Column phase: CLPPest

Instrument: E4.i

Operator: SRC

Column diameter: 0.53

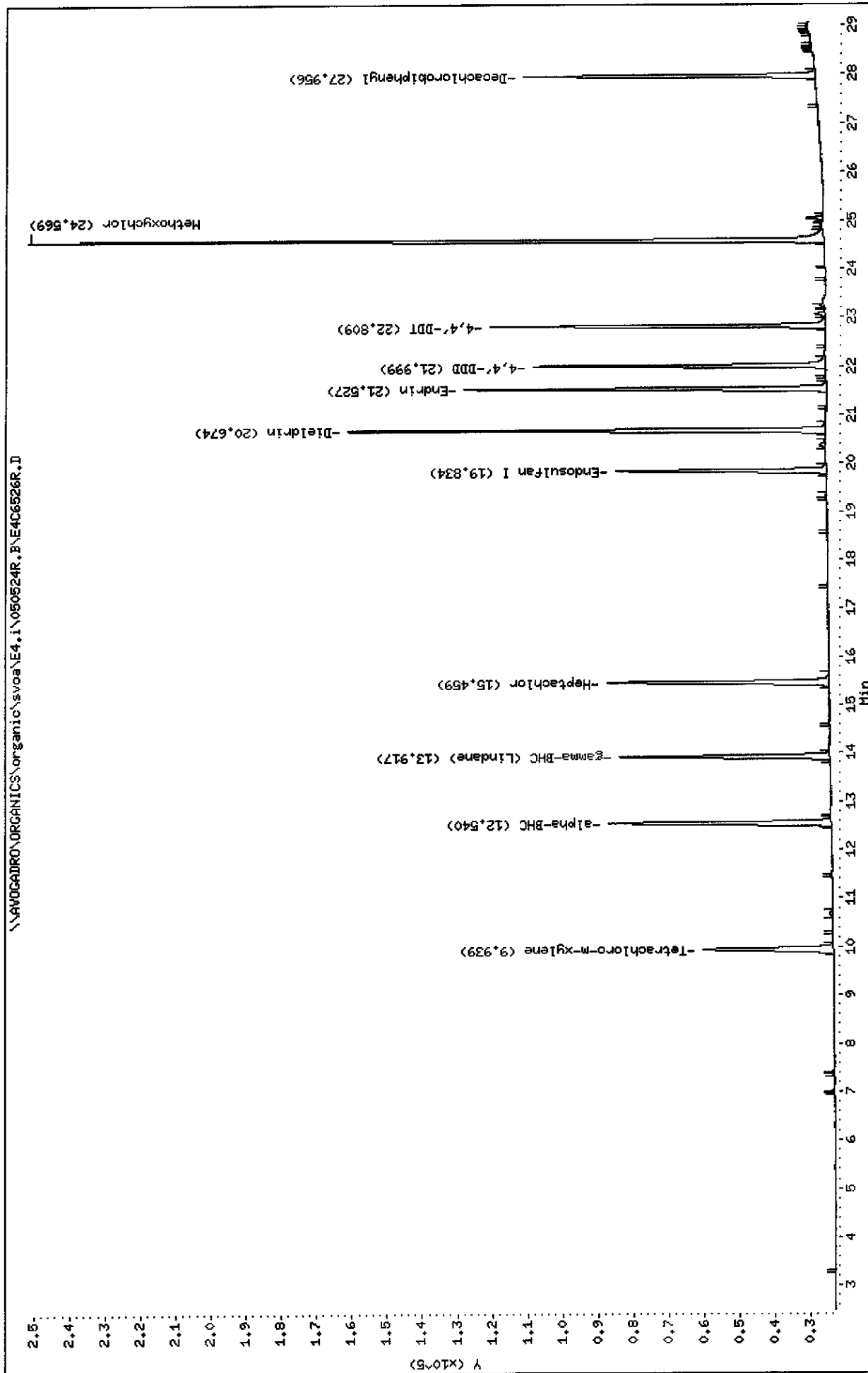
\\AVOGADRO\ORGANICS\organic\svoa\E4.i\050524F.B\E4C6526F.D



Data File: \\AVOCADRO\ORGANICS\organic\svoa\E4.i\050524R.B\E4C6526R.D  
 Date : 26-MAY-2005 11:52  
 Client ID: INDAMCH  
 Sample Info: INDAMCH,INDAMCH,,inda.sub,,  
 Volume Injected (uL): 1.0  
 Column phase: CLPPESTII

Instrument: E4.i  
 Operator: SRC:  
 Column diameter: 0.53

\\AVOCADRO\ORGANICS\organic\svoa\E4.i\050524R.B\E4C6526R.D



Data File: E4C6526F.D  
Report Date: 01-Jun-2005 10:27

Mitkem Corporation

NYASP Pesticide Quantitation Report

Data file : \\AVOGADRO\ORGANICS\organic\svoa\E4.i\050524F.B\E4C6526F.D  
Lab Smp Id: INDAMCH Client Smp ID: INDAMCH  
Inj Date : 26-MAY-2005 11:52  
Operator : SRC: Inst ID: E4.i  
Smp Info : INDAMCH, INDAMCH,, inda.sub,,  
Misc Info :  
Comment :  
Method : \\AVOGADRO\ORGANICS\organic\svoa\E4.i\050524F.B\clp-1262e4f.m  
Meth Date : 27-May-2005 10:50 mtl Quant Type: ESTD  
Cal Date : 05-MAY-2005 00:50 Cal File: E4C6445F.D  
Als bottle: 12 Continuing Calibration Sample  
Dil Factor: 1.00000  
Integrator: Falcon Compound Sublist: inda.sub  
Subtraction File: \\AVOGADRO\ORGANICS  
Target Version: 4.03 Sample Matrix: WATER  
Processing Host: TARGET4

Concentration Formula:  $\text{Amt} * \text{DF} * \text{Uf} * \text{Vt} / (\text{Vo} * \text{Vi})$

Name	Value	Description
DF	1.000	Dilution Factor
Uf	1.000	Correction factor
Vt	10000.000	Volume of final extract (uL)
Vo	1000.000	Volume of sample extracted (mL)
Vi	1.000	Volume injected (uL)

AMOUNTS						
		CAL-AMT	ON-COL			
RT	EXP RT	DLT RT	RESPONSE ( ng)	( ng)	TARGET RANGE	RATIO
==	=====	=====	=====	=====	=====	=====
\$ 1 Tetrachloro-m-xylene CAS #: 877-09-8						
7.06	7.07	-0.010	946209	0.02000	0.020	(a)
-----						
3 alpha-BHC CAS #: 319-84-6						
9.30	9.30	0.000	1557291	0.02000	0.021	(a)
-----						
4 gamma-BHC (Lindane) CAS #: 58-89-9						
10.5	10.5	0.000	1422895	0.02000	0.020	(a)
-----						
5 Heptachlor CAS #: 76-44-8						
12.1	12.1	0.000	1367708	0.02000	0.020	(a)
-----						

1/1/05



AMOUNTS						
RT	EXP RT	DLT RT	CAL-AMT	ON-COL	TARGET RANGE	RATIO
==	=====	=====	RESPONSE ( ng)	( ng)	=====	=====
-----						
10	Endosulfan I			CAS #: 959-98-8		
16.4	16.4	0.000	1285475 0.02000	0.022		(a)
-----						
14	Dieldrin			CAS #: 60-57-1		
17.2	17.2	0.000	2761260 0.04000	0.042		(a)
-----						
15	Endrin			CAS #: 72-20-8		
17.9	17.9	0.000	2242440 0.04000	0.041		(a)
-----						
16	4,4'-DDD			CAS #: 72-54-8		
18.5	18.5	0.000	2007791 0.04000	0.041		(a)
-----						
18	4,4'-DDT			CAS #: 50-29-3		
19.3	19.3	0.000	1847503 0.04000	0.039		(a)
-----						
21	Methoxychlor			CAS #: 72-43-5		
20.9	20.9	0.000	4150958 0.20000	0.19		(a)
-----						
\$ 2	Decachlorobiphenyl			CAS #: 2051-24-3		
24.5	24.5	0.000	1916405 0.04000	0.041		(a)
-----						

#### QC Flag Legend

a - Target compound detected but, quantitated amount  
Below Limit Of Quantitation(BLOQ).

Data File: E4C6526R.D  
Report Date: 01-Jun-2005 10:28

Mitkem Corporation

NYASP Pesticide Quantitation Report

Data file : \\AVOGADRO\ORGANICS\organic\svoa\E4.i\050524R.B\E4C6526R.D  
Lab Smp Id: INDAMCH Client Smp ID: INDAMCH  
Inj Date : 26-MAY-2005 11:52  
Operator : SRC: Inst ID: E4.i  
Smp Info : INDAMCH,INDAMCH,,inda.sub,,  
Misc Info :  
Comment :  
Method : \\AVOGADRO\ORGANICS\organic\svoa\E4.i\050524R.B\clp1262-e4r.m  
Meth Date : 27-May-2005 10:42 mtl Quant Type: ESTD  
Cal Date : 05-MAY-2005 00:50 Cal File: E4C6445R.D  
Als bottle: 12 Continuing Calibration Sample  
Dil Factor: 1.00000  
Integrator: Falcon Compound Sublist: inda.sub  
Subtraction File: \\AVOGADRO\ORGANICS  
Target Version: 4.03 Sample Matrix: WATER  
Processing Host: TARGET4

Concentration Formula:  $\text{Amt} * \text{DF} * \text{Uf} * \text{Vt} / (\text{Vo} * \text{Vi})$

Name	Value	Description
DF	1.000	Dilution Factor
Uf	1.000	Correction factor
Vt	10000.000	Volume of final extract (uL)
Vo	1000.000	Volume of sample extracted (mL)
Vi	1.000	Volume injected (uL)

AMOUNTS						
			CAL-AMT	ON-COL		
RT	EXP RT	DLT RT	RESPONSE ( ng)	( ng)	TARGET RANGE	RATIO
==	=====	=====	=====	=====	=====	=====
\$ 1 Tetrachloro-m-xylene CAS #: 877-09-8						
9.94	9.94	0.000	183374 0.02000	0.020		(a)
-----						
3 alpha-BHC CAS #: 319-84-6						
12.5	12.5	0.000	258740 0.02000	0.021		(a)
-----						
4 gamma-BHC (Lindane) CAS #: 58-89-9						
13.9	13.9	0.000	236001 0.02000	0.020		(a)
-----						
5 Heptachlor CAS #: 76-44-8						
15.5	15.5	0.000	256654 0.02000	0.020		(a)
-----						

2/1/05

Data File: E4C6526R.D  
Report Date: 01-Jun-2005 10:28

AMOUNTS						
RT	EXP RT	DLT RT	CAL-AMT	ON-COL	TARGET RANGE	RATIO
==	=====	=====	RESPONSE ( ng)	( ng)	=====	=====
10 Endosulfan I			CAS #: 959-98-8			
19.8	19.8	0.000	219402 0.02000	0.022		(a)
-----						
14 Dieldrin			CAS #: 60-57-1			
20.7	20.7	0.000	455991 0.04000	0.044		(a)
-----						
15 Endrin			CAS #: 72-20-8			
21.5	21.5	0.000	337054 0.04000	0.043		(a)
-----						
16 4,4'-DDD			CAS #: 72-54-8			
22.0	22.0	0.000	273293 0.04000	0.043		(a)
-----						
18 4,4'-DDT			CAS #: 50-29-3			
22.8	22.8	0.000	294270 0.04000	0.042		(a)
-----						
21 Methoxychlor			CAS #: 72-43-5			
24.6	24.6	0.000	690471 0.20000	0.20		(a)
-----						
\$ 2 Decachlorobiphenyl			CAS #: 2051-24-3			
28.0	28.0	0.000	275464 0.04000	0.041		(a)
-----						

#### QC Flag Legend

a - Target compound detected but, quantitated amount  
Below Limit Of Quantitation(BLOQ).

Data File: \\AVOGADRO\ORGANICS\organic\svoa\E4.i\050524F.B\E4C6528F.D

Date : 26-MAY-2005 13:48

Client ID: INDBHCH

Sample Info: INDBHCH,INDBHCH,,indb,sub,,


Volume Injected (uL): 1.0

Column phase: CLPPest

Instrument: E4.i

Operator: SRC:

Column diameter: 0.53



Data File: \\AVOGADRO\ORGANICS\organic\svoa\E4.i\050524R.B\E4C6528R.D

Date : 26-MAY-2005 13:48

Client ID: INDBHCH

Sample Info: INDBHCH,INDBHCH,,indb.sub,,

Volume Injected (uL): 1.0

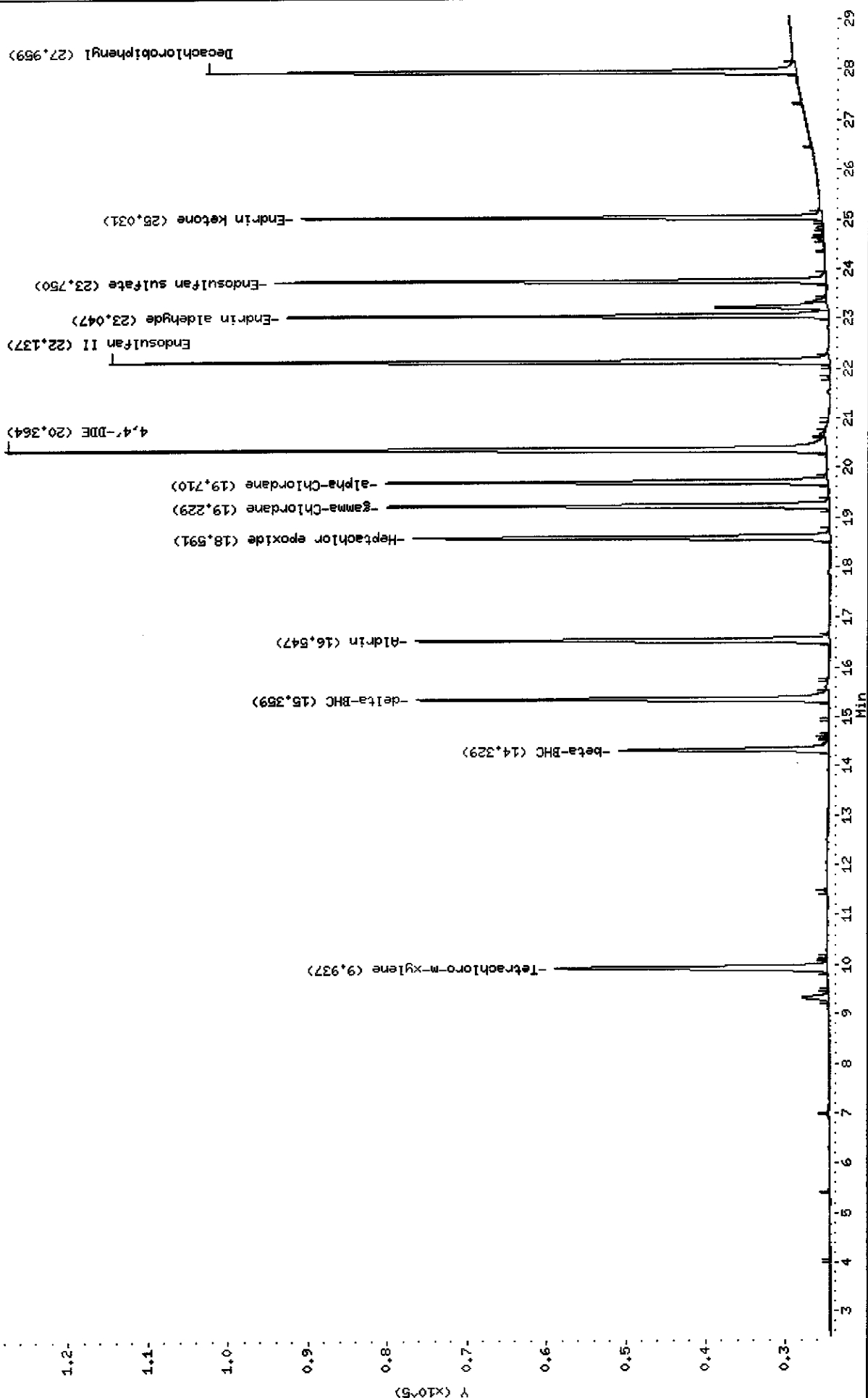
Column phase: CLPPESTII

Instrument: E4.i

Operator: SRC:

Column diameter: 0.53

\\AVOGADRO\ORGANICS\organic\svoa\E4.i\050524R.B\E4C6528R.D



Data File: E4C6528F.D  
Report Date: 01-Jun-2005 10:28

Mitkem Corporation

NYASP Pesticide Quantitation Report

Data file : \\AVOGADRO\ORGANICS\organic\svoa\E4.i\050524F.B\E4C6528F.D  
Lab Smp Id: INDBMCH Client Smp ID: INDBMCH  
Inj Date : 26-MAY-2005 13:48  
Operator : SRC: Inst ID: E4.i  
Smp Info : INDBMCH,INDBMCH,,indb.sub,,  
Misc Info : 2,,,1  
Comment :  
Method : \\AVOGADRO\ORGANICS\organic\svoa\E4.i\050524F.B\clp-1262e4f.m  
Meth Date : 27-May-2005 10:50 mtl Quant Type: ESTD  
Cal Date : 05-MAY-2005 00:50 Cal File: E4C6445F.D  
Als bottle: 14 Continuing Calibration Sample  
Dil Factor: 1.00000  
Integrator: Falcon Compound Sublist: indb.sub  
Subtraction File: \\AVOGADRO\ORGANICS  
Target Version: 4.03 Sample Matrix: WATER  
Processing Host: TARGET4

Concentration Formula: Amt \* DF \* Uf \* Vt / (Vo \* Vi)

Name	Value	Description
DF	1.000	Dilution Factor
Uf	1.000	Correction factor
Vt	10000.000	Volume of final extract (uL)
Vo	1000.000	Volume of sample extracted (mL)
Vi	1.000	Volume injected (uL)

AMOUNTS						
			CAL-AMT	ON-COL		
RT	EXP RT	DLT RT	RESPONSE ( ng)	( ng)	TARGET RANGE	RATIO
==	=====	=====	=====	=====	=====	=====
\$ 1	Tetrachloro-m-xylene		CAS #: 877-09-8			
7.08	7.07	0.010	900299 0.02000	0.019		(a)
-----						
6	Aldrin		CAS #: 309-00-2			
13.1	13.1	0.000	1316043 0.02000	0.021		(a)
-----						
7	beta-BHC		CAS #: 319-85-7			
11.0	10.9	0.100	557060 0.02000	0.022		(a)
-----						
8	delta-BHC		CAS #: 319-86-8			
11.5	11.5	0.000	1156014 0.02000	0.020		(a)
-----						

2/1/05

AMOUNTS						
RT	EXP RT	DLT RT	CAL-AMT	ON-COL	TARGET RANGE	RATIO
==	=====	=====	RESPONSE ( ng)	( ng)	=====	=====
9 Heptachlor epoxide				CAS #: 1024-57-3		
15.2	15.2	0.000	1255060 0.02000	0.021		(a)
-----						
11 gamma-Chlordane				CAS #: 5103-74-2		
15.6	15.6	0.000	1317152 0.02000	0.021		(a)
-----						
12 alpha-Chlordane				CAS #: 5103-71-9		
16.1	16.1	0.000	1209191 0.02000	0.021		(a)
-----						
13 4,4'-DDE				CAS #: 72-55-9		
16.6	16.6	0.000	2380104 0.04000	0.041		(a)
-----						
17 Endosulfan II				CAS #: 33213-65-9		
18.7	18.7	0.000	2128229 0.04000	0.041		(a)
-----						
19 Endrin aldehyde				CAS #: 7421-93-4		
20.0	20.0	0.000	1537420 0.04000	0.040		(a)
-----						
20 Endosulfan sulfate				CAS #: 1031-07-8		
21.2	21.2	0.000	1602536 0.04000	0.044		(a)
-----						
22 Endrin ketone				CAS #: 53494-70-5		
21.9	21.9	0.000	1503299 0.04000	0.042		(a)
-----						
\$ 2 Decachlorobiphenyl				CAS #: 2051-24-3		
24.5	24.5	0.000	1752213 0.04000	0.038		(a)
-----						

#### QC Flag Legend

a - Target compound detected but, quantitated amount  
Below Limit Of Quantitation(BLOQ).

Data File: E4C6528R.D  
Report Date: 01-Jun-2005 10:28

Mitkem Corporation

NYASP Pesticide Quantitation Report

Data file : \\AVOGADRO\ORGANICS\organic\svoa\E4.i\050524R.B\E4C6528R.D  
Lab Smp Id: INDBMCH Client Smp ID: INDBMCH  
Inj Date : 26-MAY-2005 13:48  
Operator : SRC: Inst ID: E4.i  
Smp Info : INDBMCH,INDBMCH,,indb.sub,,  
Misc Info : 2,,,1  
Comment :  
Method : \\AVOGADRO\ORGANICS\organic\svoa\E4.i\050524R.B\clp1262-e4r.m  
Meth Date : 27-May-2005 10:42 mtl Quant Type: ESTD  
Cal Date : 05-MAY-2005 00:50 Cal File: E4C6445R.D  
Als bottle: 14 Continuing Calibration Sample  
Dil Factor: 1.00000  
Integrator: Falcon Compound Sublist: indb.sub  
Subtraction File: \\AVOGADRO\ORGANICS  
Target Version: 4.03 Sample Matrix: WATER  
Processing Host: TARGET4

Concentration Formula:  $\text{Amt} * \text{DF} * \text{Uf} * \text{Vt} / (\text{Vo} * \text{Vi})$

Name	Value	Description
DF	1.000	Dilution Factor
Uf	1.000	Correction factor
Vt	10000.000	Volume of final extract (uL)
Vo	1000.000	Volume of sample extracted (mL)
Vi	1.000	Volume injected (uL)

AMOUNTS

RT	EXP RT	DLT RT	CAL-AMT RESPONSE ( ng)	ON-COL ( ng)	TARGET RANGE	RATIO
\$ 1					CAS #: 877-09-8	
9.94	9.94	0.000	170240 0.02000	0.019		(a)
6					CAS #: 309-00-2	
16.5	16.5	0.000	206969 0.02000	0.021		(a)
7					CAS #: 319-85-7	
14.3	14.3	0.000	106635 0.02000	0.020		(a)
8					CAS #: 319-86-8	
15.4	15.4	0.000	201474 0.02000	0.020		(a)

4/1/05



Data File: E4C6528R.D  
Report Date: 01-Jun-2005 10:28

AMOUNTS						
RT	EXP RT	DLT RT	CAL-AMT RESPONSE ( ng)	ON-COL ( ng)	TARGET RANGE	RATIO
==	=====	=====	=====	=====	=====	=====
9 Heptachlor epoxide			CAS #: 1024-57-3			
18.6	18.6	0.000	209125 0.02000	0.021		(a)
-----						
11 gamma-Chlordane			CAS #: 5103-74-2			
19.2	19.2	0.000	213361 0.02000	0.021		(a)
-----						
12 alpha-Chlordane			CAS #: 5103-71-9			
19.7	19.7	0.000	204677 0.02000	0.021		(a)
-----						
13 4,4'-DDE			CAS #: 72-55-9			
20.4	20.4	0.000	376644 0.04000	0.043		(a)
-----						
17 Endosulfan II			CAS #: 33213-65-9			
22.1	22.1	0.000	305326 0.04000	0.042		(a)
-----						
19 Endrin aldehyde			CAS #: 7421-93-4			
23.0	23.0	0.000	221683 0.04000	0.041		(a)
-----						
20 Endosulfan sulfate			CAS #: 1031-07-8			
23.8	23.7	0.100	219459 0.04000	0.050		(a)
-----						
22 Endrin ketone			CAS #: 53494-70-5			
25.0	25.0	0.000	198457 0.04000	0.048		(a)
-----						
\$ 2 Decachlorobiphenyl			CAS #: 2051-24-3			
28.0	28.0	0.000	254538 0.04000	0.038		(a)
-----						

#### QC Flag Legend

a - Target compound detected but, quantitated amount  
Below Limit Of Quantitation(BLOQ).

1E  
PESTICIDE ORGANICS ANALYSIS DATA SHEET

EPA SAMPLE NO.

PBLK4F

Lab Name: MITKEM CORPORATION Contract: \_\_\_\_\_

Lab Code: MITKEM Case No.: \_\_\_\_\_ SAS No.: \_\_\_\_\_ SDG No.: D0529

Matrix: (soil/water) WATER Lab Sample ID: MB-18090

Sample wt/vol: 1000 (g/mL) ML Lab File ID: E4C6532F

% Moisture: \_\_\_\_\_ Decanted: (Y/N) \_\_\_\_\_ Date Received: \_\_\_\_\_

Extraction: (Type) SEPF Date Extracted: 05/12/05

Concentrated Extract Volume: 10000 (uL) Date Analyzed: 05/26/05

Injection Volume: 1.0 (uL) Dilution Factor: 1.0

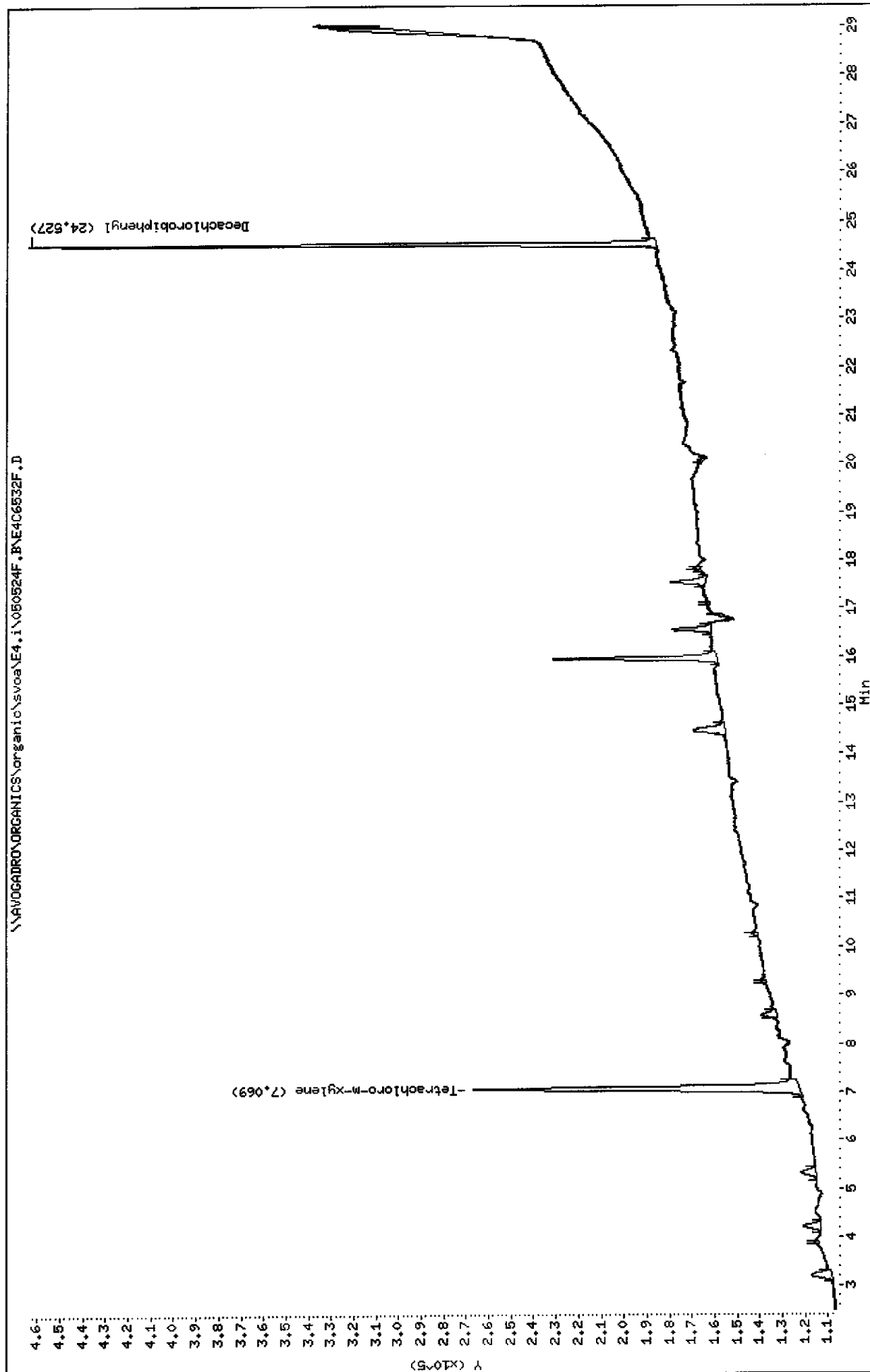
GPC Cleanup: (Y/N) N pH: \_\_\_\_\_ Sulfur Cleanup: (Y/N) Y

CAS NO. COMPOUND CONCENTRATION UNITS:  
(ug/L or ug/Kg) UG/L Q

319-84-6	alpha-BHC	0.050	U
319-85-7	beta-BHC	0.050	U
319-86-8	delta-BHC	0.050	U
58-89-9	gamma-BHC (Lindane)	0.050	U
76-44-8	Heptachlor	0.050	U
309-00-2	Aldrin	0.050	U
1024-57-3	Heptachlor epoxide	0.050	U
959-98-8	Endosulfan I	0.050	U
60-57-1	Dieldrin	0.10	U
72-55-9	4,4'-DDE	0.10	U
72-20-8	Endrin	0.10	U
33213-65-9	Endosulfan II	0.10	U
72-54-8	4,4'-DDD	0.10	U
1031-07-8	Endosulfan sulfate	0.10	U
50-29-3	4,4'-DDT	0.10	U
72-43-5	Methoxychlor	0.50	U
53494-70-5	Endrin ketone	0.10	U
7421-93-4	Endrin aldehyde	0.10	U
5103-71-9	alpha-Chlordane	0.050	U
5103-74-2	gamma-Chlordane	0.050	U
8001-35-2	Toxaphene	5.0	U
12674-11-2	Aroclor-1016	1.0	U
11104-28-2	Aroclor-1221	2.0	U
11141-16-5	Aroclor-1232	1.0	U
53469-21-9	Aroclor-1242	1.0	U
12672-29-6	Aroclor-1248	1.0	U
11097-69-1	Aroclor-1254	1.0	U
11096-82-5	Aroclor-1260	1.0	U

Data File: \\AVOGADRO\ORGANICS\organic\svoa\E4.i\050524F,B\E406532F.D  
Date : 26-MAY-2005 16:23  
Client ID: PBLK4F  
Sample Info: MB-18090,PBLK4F,18090,clip.sub,,  
Volume Injected (ul): 1.0  
Column phase: CLPPest

Instrument: E4.i  
Operator: SRC: LIHS  
Column diameter: 0.53



Data File: \\AVOGADRO\ORGANICS\organic\svoa\E4.i\050524R.B\E4C6532R.D

Date : 26-MAY-2005 16:23

Client ID: PBLK4F

Sample Info: HB-18090,PBLK4F,18090,clp.sub,,

Volume Injected (uL): 1.0

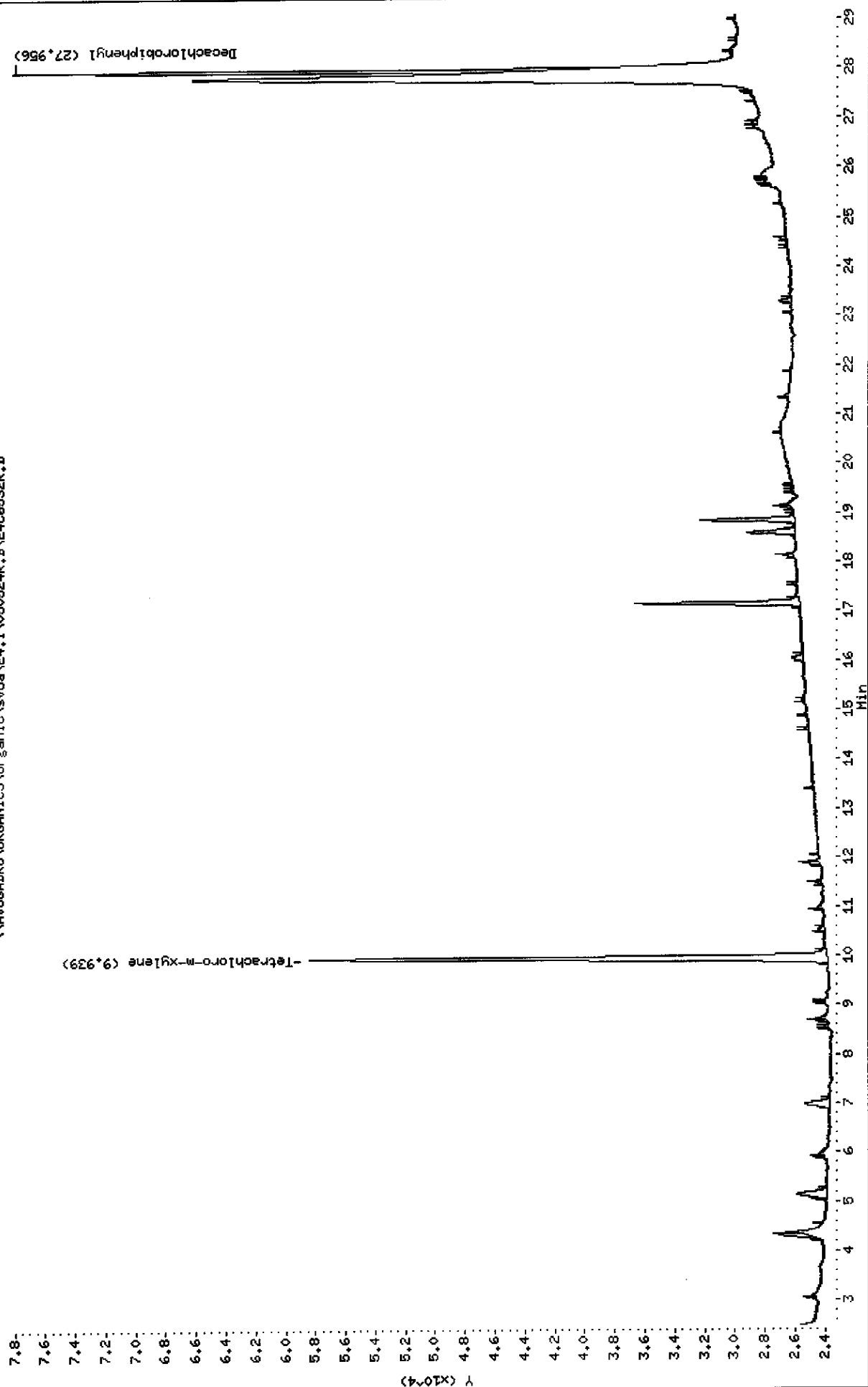
Column phase: CLPPESTII

Instrument: E4.i

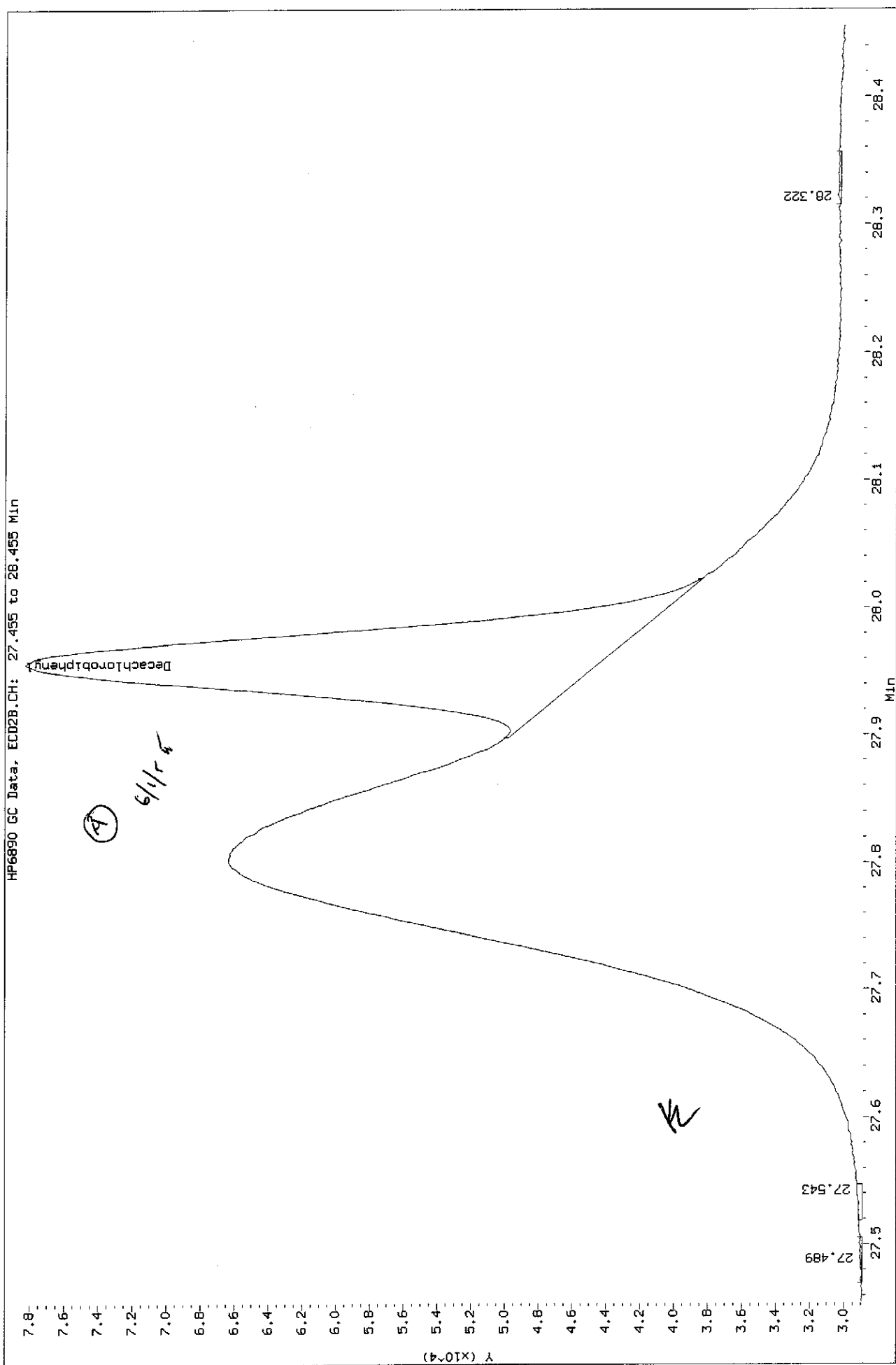
Operator: SRC: LIMS

Column diameter: 0.53

\\AVOGADRO\ORGANICS\organic\svoa\E4.i\050524R.B\E4C6532R.D

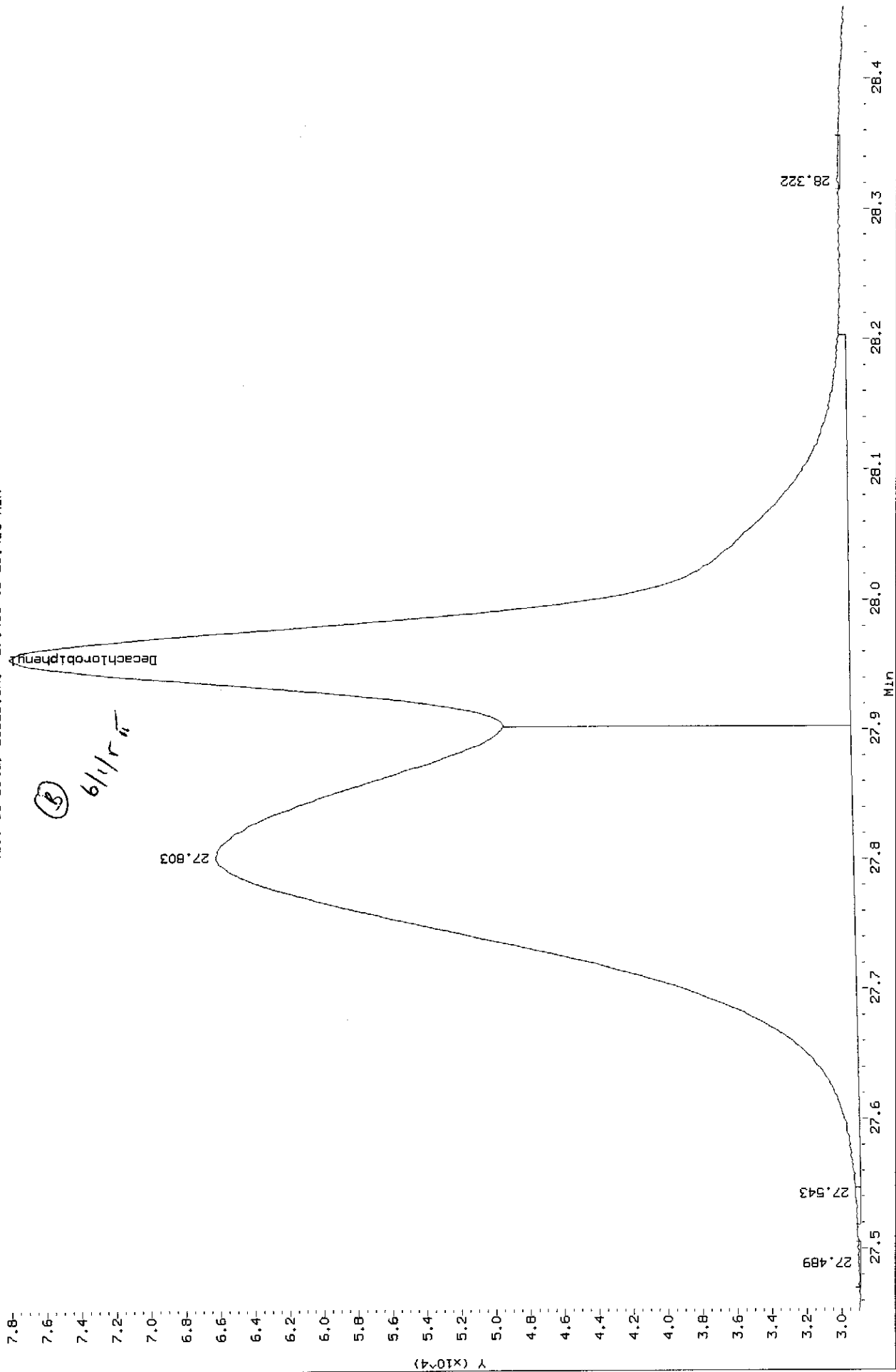


Data File: \\AVOGADRON\ORGANICS\organic\avoa\E4.i\050524R.B\E4C6532R.D  
Injection Date: 26-MAY-2005 16:23  
Instrument: E4.i  
Client Sample ID: PBLK4F



Data File: \\AVOGADRO\ORGANICS\organic\svoc\VE4.1\050524R.B\VE4D6532R.D  
Injection Date: 26-MAY-2005 16:23  
Instrument: E4.1  
Client Sample ID: PBLK4F

HP6890 GC Data, ECD2B.CH: 27.455 to 28.455 Min



Data File: E4C6532F.D  
Report Date: 01-Jun-2005 10:25

Mitkem Corporation

NYASP Pesticide Quantitation Report

Data file : \\AVOGADRO\ORGANICS\organic\svoa\E4.i\050524F.B\E4C6532F.D  
Lab Smp Id: MB-18090 Client Smp ID: PBLK4F  
Inj Date : 26-MAY-2005 16:23  
Operator : SRC: LIMS Inst ID: E4.i  
Smp Info : MB-18090,PBLK4F,18090,clp.sub,,  
Misc Info :  
Comment :  
Method : \\AVOGADRO\ORGANICS\organic\svoa\E4.i\050524F.B\clp-1262e4f.m  
Meth Date : 27-May-2005 10:50 mtl Quant Type: ESTD  
Cal Date : 05-MAY-2005 00:50 Cal File: E4C6445F.D  
Als bottle: 8 QC Sample: BLANK  
Dil Factor: 1.00000  
Integrator: Falcon Compound Sublist: clp.sub  
Subtraction File: \\AVOGADRO\ORGANICS  
Target Version: 4.03 Sample Matrix: WATER  
Processing Host: TARGET7

Concentration Formula:  $\text{Amt} * \text{DF} * \text{Uf} * \text{Vt} / (\text{Vo} * \text{Vi})$

Name	Value	Description
DF	1.000	Dilution Factor
Uf	1.000	Correction factor
Vt	10000.000	Volume of final extract (uL)
Vo	1000.000	Volume of sample extracted (mL)
Vi	1.000	Volume injected (uL)

CONCENTRATIONS

RT	EXP RT	DLT RT	ON-COL	FINAL	RESPONSE ( ng)	( ug/L)	TARGET RANGE	RATIO
=====								
\$ 1	Tetrachloro-m-xylene		CAS #:		877-09-8			
7.07	7.07	0.000	899747	0.01934	0.19			
-----								
\$ 2	Decachlorobiphenyl		CAS #:		2051-24-3			
24.5	24.5	0.000	864071	0.01867	0.19			
-----								

6/1/05

Data File: E4C6532R.D  
Report Date: 01-Jun-2005 10:26

Mitkem Corporation

NYASP Pesticide Quantitation Report

Data file : \\AVOGADRO\ORGANICS\organic\svoa\E4.i\050524R.B\E4C6532R.D  
Lab Smp Id: MB-18090 Client Smp ID: PBLK4F  
Inj Date : 26-MAY-2005 16:23  
Operator : SRC: LIMS Inst ID: E4.i  
Smp Info : MB-18090,PBLK4F,18090,clp.sub,,  
Misc Info :  
Comment :  
Method : \\AVOGADRO\ORGANICS\organic\svoa\E4.i\050524R.B\clp1262-e4r.m  
Meth Date : 27-May-2005 10:42 mtl Quant Type: ESTD  
Cal Date : 05-MAY-2005 00:50 Cal File: E4C6445R.D  
Als bottle: 8 QC Sample: BLANK  
Dil Factor: 1.00000  
Integrator: Falcon Compound Sublist: clp.sub  
Subtraction File: \\AVOGADRO\ORGANICS  
Target Version: 4.03 Sample Matrix: WATER  
Processing Host: TARGET7

Concentration Formula:  $\text{Amt} * \text{DF} * \text{Uf} * \text{Vt} / (\text{Vo} * \text{Vi})$

Name	Value	Description
DF	1.000	Dilution Factor
Uf	1.000	Correction factor
Vt	10000.000	Volume of final extract (uL)
Vo	1000.000	Volume of sample extracted (mL)
Vi	1.000	Volume injected (uL)

CONCENTRATIONS

RT	EXP RT	DLT RT	ON-COL	FINAL	RESPONSE ( ng)	( ug/L)	TARGET RANGE	RATIO
----	--------	--------	--------	-------	----------------	---------	--------------	-------

\$	1	Tetrachloro-m-xylene			CAS #:	877-09-8		
9.94	9.94	0.000	176011	0.01956	0.20			

\$	2	Decachlorobiphenyl			CAS #:	2051-24-3		
28.0	28.0	0.000	104842	0.01557	0.16			

(M) 3 6/1/r

QC Flag Legend

M - Compound response manually integrated.

6/1/r



1E  
PESTICIDE ORGANICS ANALYSIS DATA SHEET

EPA SAMPLE NO.

PBLK4E

Lab Name: MITKEM CORPORATION Contract: \_\_\_\_\_

Lab Code: MITKEM Case No.: \_\_\_\_\_ SAS No.: \_\_\_\_\_ SDG No.: D0529

Matrix: (soil/water) SOIL Lab Sample ID: MB-18108

Sample wt/vol: 30.0 (g/mL) G Lab File ID: E4C6522F

% Moisture: 0 Decanted: (Y/N) N Date Received: \_\_\_\_\_

Extraction: (Type) SONC Date Extracted: 05/13/05

Concentrated Extract Volume: 5000 (uL) Date Analyzed: 05/26/05

Injection Volume: 1.0 (uL) Dilution Factor: 1.0

GPC Cleanup: (Y/N) Y pH: \_\_\_\_\_ Sulfur Cleanup: (Y/N) Y

CONCENTRATION UNITS:  
(ug/L or ug/Kg) UG/KG Q

CAS NO.	COMPOUND		
319-84-6	alpha-BHC	1.7	U
319-85-7	beta-BHC	1.7	U
319-86-8	delta-BHC	1.7	U
58-89-9	gamma-BHC (Lindane)	1.7	U
76-44-8	Heptachlor	1.7	U
309-00-2	Aldrin	1.7	U
1024-57-3	Heptachlor epoxide	1.7	U
959-98-8	Endosulfan I	1.7	U
60-57-1	Dieldrin	3.3	U
72-55-9	4,4'-DDE	3.3	U
72-20-8	Endrin	3.3	U
33213-65-9	Endosulfan II	3.3	U
72-54-8	4,4'-DDD	3.3	U
1031-07-8	Endosulfan sulfate	3.3	U
50-29-3	4,4'-DDT	3.3	U
72-43-5	Methoxychlor	17	U
53494-70-5	Endrin ketone	3.3	U
7421-93-4	Endrin aldehyde	3.3	U
5103-71-9	alpha-Chlordane	1.7	U
5103-74-2	gamma-Chlordane	1.7	U
8001-35-2	Toxaphene	170	U
12674-11-2	Aroclor-1016	33	U
11104-28-2	Aroclor-1221	67	U
11141-16-5	Aroclor-1232	33	U
53469-21-9	Aroclor-1242	33	U
12672-29-6	Aroclor-1248	33	U
11097-69-1	Aroclor-1254	33	U
11096-82-5	Aroclor-1260	33	U

Data File: \\AVOCADRO\ORGANICS\organic\svoa\E4.i\050524F,B\E4D6522F.D

Date : 26-MAY-2005 09:27

Client ID: PBLK4E

Sample Info: MB-18108,PBLK4E,18108,clip,sub,,

Volume Injected (ul): 1.0

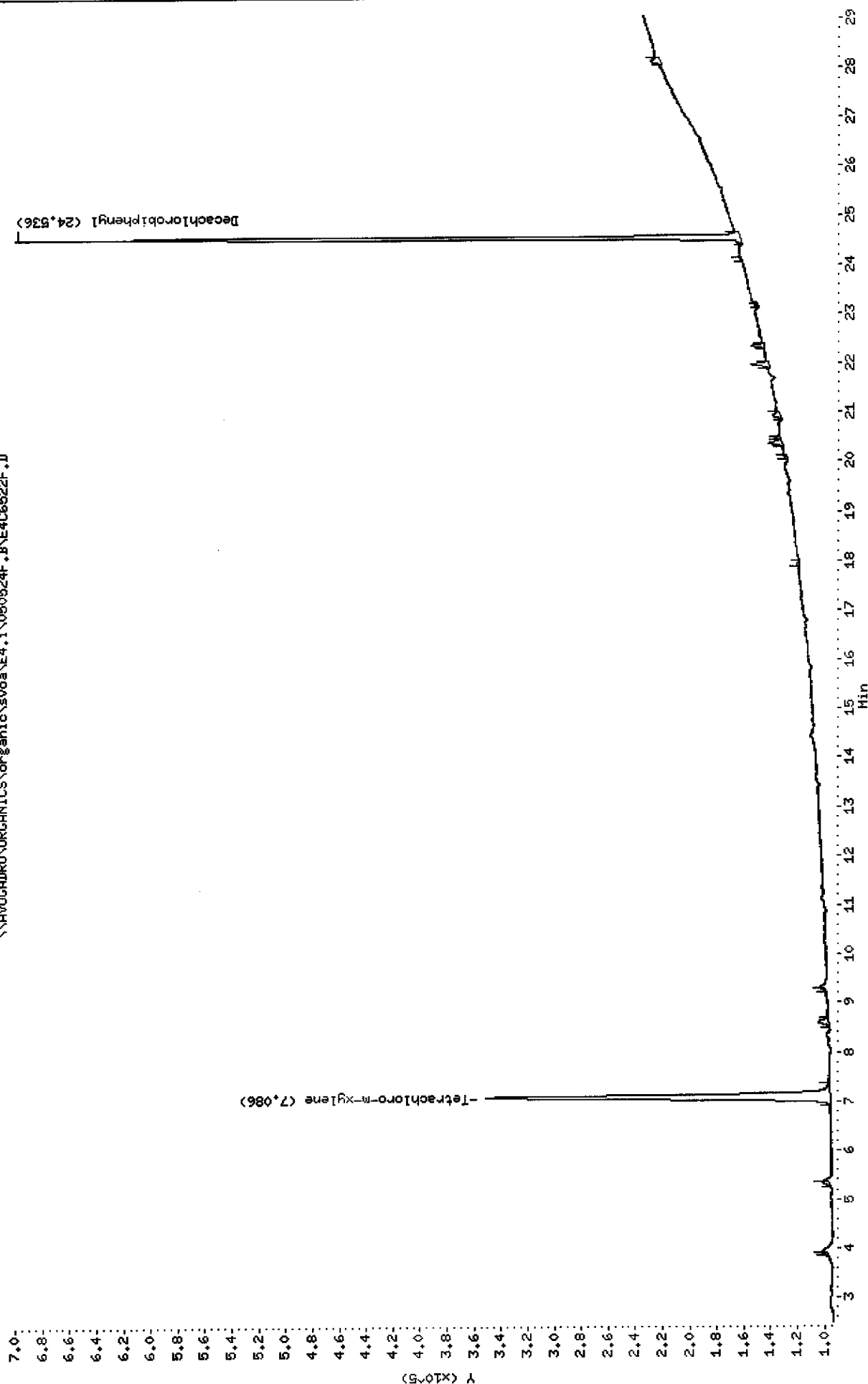
Column phase: CLPPest

Instrument: E4.i

Operator: SRC: LIHS

Column diameter: 0.53

\\AVOCADRO\ORGANICS\organic\svoa\E4.i\050524F,B\E4D6522F.D



Data File: \\AVOCADRO\ORGANICS\organic\svoa\E4.i\050524R.B\E406522R.D

Date : 26-MAY-2005 09:27

Client ID: PBLK4E

Sample Info: MB-18108,PBLK4E,18108,clip,sub,,

Volume Injected (ul): 1.0

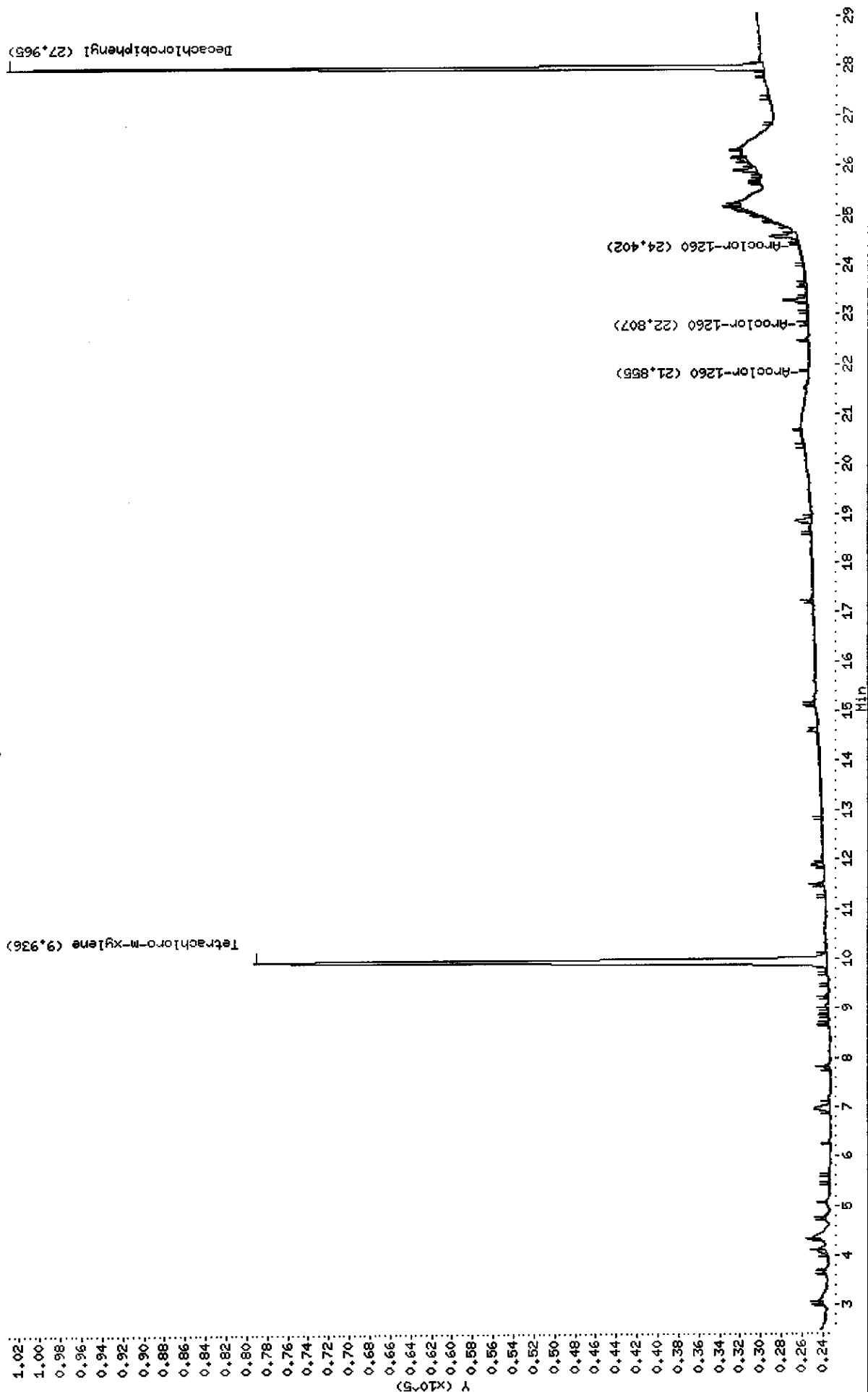
Column phase: CLPPESTII

Instrument: E4.i

Operator: SRC: LIMS

Column diameter: 0.53

\\AVOCADRO\ORGANICS\organic\svoa\E4.i\050524R.B\E406522R.D



Data File: E4C6522F.D  
Report Date: 01-Jun-2005 10:25

Mitkem Corporation

NYASP Pesticide Quantitation Report

Data file : \\AVOGADRO\ORGANICS\organic\svoa\E4.i\050524F.B\E4C6522F.D  
Lab Smp Id: MB-18108 Client Smp ID: PBLK4E  
Inj Date : 26-MAY-2005 09:27  
Operator : SRC: LIMS Inst ID: E4.i  
Smp Info : MB-18108,PBLK4E,18108,clp.sub,,  
Misc Info :  
Comment :  
Method : \\AVOGADRO\ORGANICS\organic\svoa\E4.i\050524F.B\clp-1262e4f.m  
Meth Date : 27-May-2005 10:50 mtl Quant Type: ESTD  
Cal Date : 05-MAY-2005 00:50 Cal File: E4C6445F.D  
Als bottle: 2 QC Sample: BLANK  
Dil Factor: 1.00000  
Integrator: Falcon Compound Sublist: clp.sub  
Subtraction File: \\AVOGADRO\ORGANICS  
Target Version: 4.03 Sample Matrix: SOIL  
Processing Host: TARGET7

Concentration Formula:  $\text{Amt} * \text{DF} * \text{Uf} * \text{Vt} / (\text{Vi} * \text{Ws} * (100 - \text{M}) / 100)$

Name	Value	Description
DF	1.000	Dilution Factor
Uf	2.000	Correction factor
Vt	5000.000	Volume of final extract (uL) (1000 low, 2
Vi	1.000	Volume injected (uL)
Ws	30.000	Weight of sample extracted (g)
M	0.000	% Moisture

CONCENTRATIONS

RT	EXP RT	DLT RT	ON-COL	FINAL	RESPONSE ( ng)	(ug/Kg)	TARGET RANGE	RATIO
7.09	7.07	0.020	1559348	0.03352	11			
-----								
24.5	24.5	0.000	1645554	0.03556	12			

\$ 1 Tetrachloro-m-xylene CAS #: 877-09-8

\$ 2 Decachlorobiphenyl CAS #: 2051-24-3

6/1/05

Data File: E4C6522R.D  
Report Date: 01-Jun-2005 10:25

Mitkem Corporation

NYASP Pesticide Quantitation Report

Data file : \\AVOGADRO\ORGANICS\organic\svoa\E4.i\050524R.B\E4C6522R.D  
Lab Smp Id: MB-18108 Client Smp ID: PBLK4E  
Inj Date : 26-MAY-2005 09:27  
Operator : SRC: LIMS Inst ID: E4.i  
Smp Info : MB-18108,PBLK4E,18108,clp.sub,,  
Misc Info :  
Comment :  
Method : \\AVOGADRO\ORGANICS\organic\svoa\E4.i\050524R.B\clp1262-e4r.m  
Meth Date : 27-May-2005 10:42 mtl Quant Type: ESTD  
Cal Date : 05-MAY-2005 00:50 Cal File: E4C6445R.D  
Als bottle: 2 QC Sample: BLANK  
Dil Factor: 1.00000  
Integrator: Falcon Compound Sublist: clp.sub  
Subtraction File: \\AVOGADRO\ORGANICS  
Target Version: 4.03 Sample Matrix: SOIL  
Processing Host: TARGET7

Concentration Formula:  $\text{Amt} * \text{DF} * \text{Uf} * \text{Vt} / (\text{Vi} * \text{Ws} * (100 - \text{M}) / 100)$

Name	Value	Description
DF	1.000	Dilution Factor
Uf	2.000	Correction factor
Vt	5000.000	Volume of final extract (uL) (1000 low, 2
Vi	1.000	Volume injected (uL)
Ws	30.000	Weight of sample extracted (g)
M	0.000	% Moisture

CONCENTRATIONS						
			ON-COL	FINAL		
RT	EXP RT	DLT RT	RESPONSE ( ng)	(ug/Kg)	TARGET RANGE	RATIO
--	-----	-----	=====	=====	=====	=====
\$ 1	Tetrachloro-m-xylene		CAS #: 877-09-8			
9.94	9.94	0.000	283102	0.03147	10	
-----						
\$ 2	Decachlorobiphenyl		CAS #: 2051-24-3			
28.0	28.0	0.000	244192	0.03627	12	
-----						

6/1/05

1E  
PESTICIDE ORGANICS ANALYSIS DATA SHEET

EPA SAMPLE NO.

PIBLKC2

Lab Name: MITKEM CORPORATION Contract: \_\_\_\_\_

Lab Code: MITKEM Case No.: \_\_\_\_\_ SAS No.: \_\_\_\_\_ SDG No.: D0529

Matrix: (soil/water) WATER Lab Sample ID: PIBLKC2

Sample wt/vol: 1000 (g/mL) ML Lab File ID: E4C6446F

% Moisture: \_\_\_\_\_ Decanted: (Y/N) \_\_\_\_\_ Date Received: \_\_\_\_\_

Extraction: (Type) \_\_\_\_\_ Date Extracted: \_\_\_\_\_

Concentrated Extract Volume: 10000 (uL) Date Analyzed: 05/05/05

Injection Volume: 1.0 (uL) Dilution Factor: 1.0

GPC Cleanup: (Y/N) N pH: \_\_\_\_\_ Sulfur Cleanup: (Y/N) N

CONCENTRATION UNITS:  
(ug/L or ug/Kg) UG/L Q

CAS NO.	COMPOUND		
319-84-6	alpha-BHC	0.050	U
319-85-7	beta-BHC	0.050	U
319-86-8	delta-BHC	0.050	U
58-89-9	gamma-BHC (Lindane)	0.050	U
76-44-8	Heptachlor	0.050	U
309-00-2	Aldrin	0.050	U
1024-57-3	Heptachlor epoxide	0.050	U
959-98-8	Endosulfan I	0.050	U
60-57-1	Dieldrin	0.10	U
72-55-9	4,4'-DDE	0.10	U
72-20-8	Endrin	0.10	U
33213-65-9	Endosulfan II	0.10	U
72-54-8	4,4'-DDD	0.10	U
1031-07-8	Endosulfan sulfate	0.10	U
50-29-3	4,4'-DDT	0.10	U
72-43-5	Methoxychlor	0.50	U
53494-70-5	Endrin ketone	0.10	U
7421-93-4	Endrin aldehyde	0.10	U
5103-71-9	alpha-Chlordane	0.050	U
5103-74-2	gamma-Chlordane	0.050	U
8001-35-2	Toxaphene	5.0	U
12674-11-2	Aroclor-1016	1.0	U
11104-28-2	Aroclor-1221	2.0	U
11141-16-5	Aroclor-1232	1.0	U
53469-21-9	Aroclor-1242	1.0	U
12672-29-6	Aroclor-1248	1.0	U
11097-69-1	Aroclor-1254	1.0	U
11096-82-5	Aroclor-1260	1.0	U

1E  
PESTICIDE ORGANICS ANALYSIS DATA SHEET

EPA SAMPLE NO.

PIBLKC2

Lab Name: MITKEM CORPORATION Contract: \_\_\_\_\_

Lab Code: MITKEM Case No.: \_\_\_\_\_ SAS No.: \_\_\_\_\_ SDG No.: D0529

Matrix: (soil/water) WATER Lab Sample ID: PIBLKC2

Sample wt/vol: 1000 (g/mL) ML Lab File ID: E4C6446R

% Moisture: \_\_\_\_\_ Decanted: (Y/N) \_\_\_\_\_ Date Received: \_\_\_\_\_

Extraction: (Type) \_\_\_\_\_ Date Extracted: \_\_\_\_\_

Concentrated Extract Volume: 10000 (uL) Date Analyzed: 05/05/05

Injection Volume: 1.0 (uL) Dilution Factor: 1.0

GPC Cleanup: (Y/N) N pH: \_\_\_\_\_ Sulfur Cleanup: (Y/N) N

CONCENTRATION UNITS:  
(ug/L or ug/Kg) UG/L Q

CAS NO.	COMPOUND		
319-84-6	alpha-BHC	0.050	U
319-85-7	beta-BHC	0.050	U
319-86-8	delta-BHC	0.050	U
58-89-9	gamma-BHC (Lindane)	0.050	U
76-44-8	Heptachlor	0.050	U
309-00-2	Aldrin	0.050	U
1024-57-3	Heptachlor epoxide	0.050	U
959-98-8	Endosulfan I	0.050	U
60-57-1	Dieldrin	0.10	U
72-55-9	4,4'-DDE	0.10	U
72-20-8	Endrin	0.10	U
33213-65-9	Endosulfan II	0.10	U
72-54-8	4,4'-DDD	0.10	U
1031-07-8	Endosulfan sulfate	0.10	U
50-29-3	4,4'-DDT	0.10	U
72-43-5	Methoxychlor	0.50	U
53494-70-5	Endrin ketone	0.10	U
7421-93-4	Endrin aldehyde	0.10	U
5103-71-9	alpha-Chlordane	0.050	U
5103-74-2	gamma-Chlordane	0.050	U
8001-35-2	Toxaphene	5.0	U
12674-11-2	Aroclor-1016	1.0	U
11104-28-2	Aroclor-1221	2.0	U
11141-16-5	Aroclor-1232	1.0	U
53469-21-9	Aroclor-1242	1.0	U
12672-29-6	Aroclor-1248	1.0	U
11097-69-1	Aroclor-1254	1.0	U
11096-82-5	Aroclor-1260	1.0	U

Data File: \\AVOCADRO\ORGANICS\organic\svoa\E4.i\050504F.B\E4C6446F.D

Date : 05-MAY-2005 01:27

Client ID: PIBLKC2

Sample Info: PIBLKC2,PIBLKC2,,,

Volume Injected (ul): 1.0

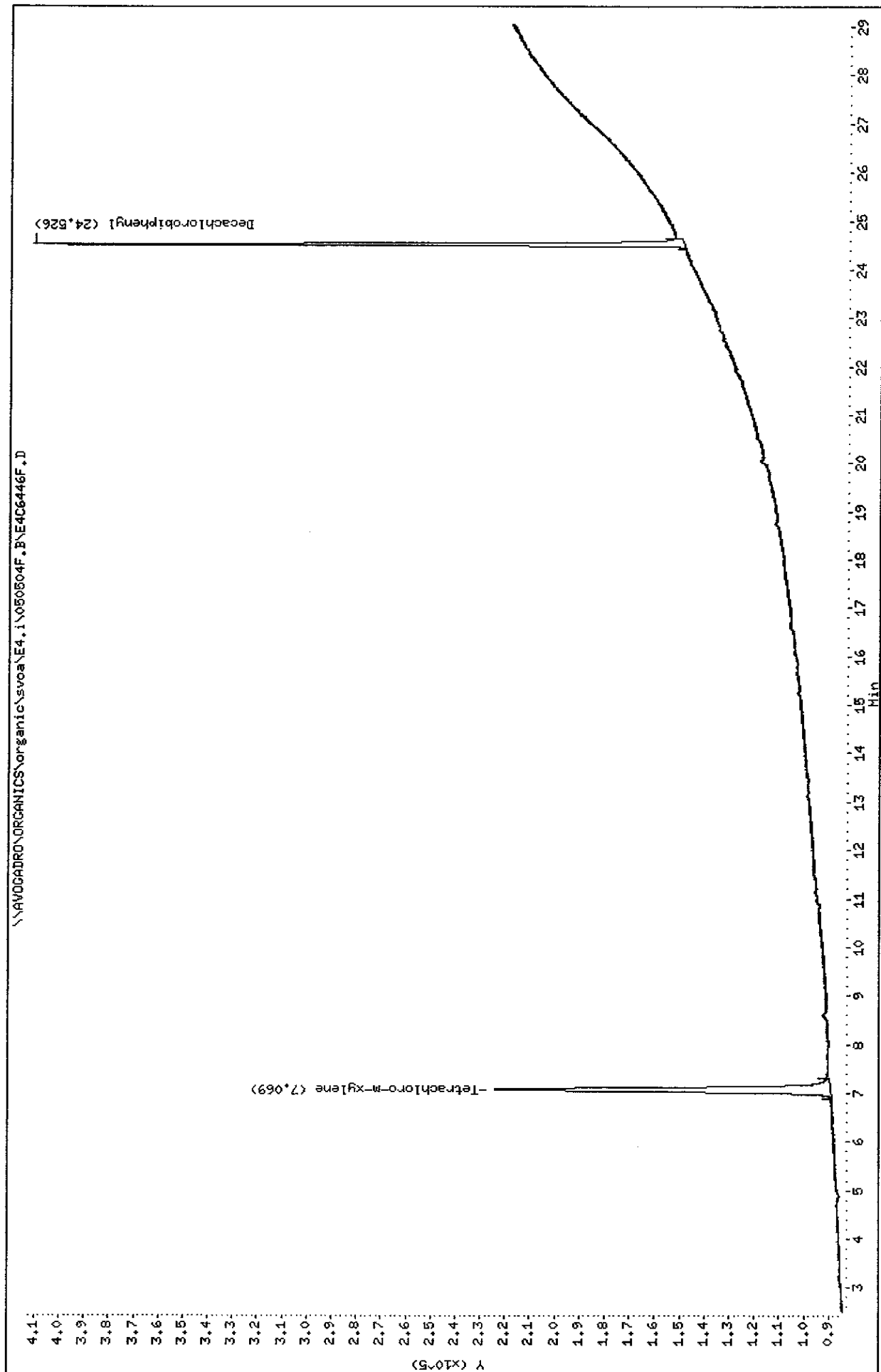
Column phase: CLPPest

Instrument: E4.i

Operator: SRC:

Column diameter: 0.53

\\AVOCADRO\ORGANICS\organic\svoa\E4.i\050504F.B\E4C6446F.D





Data File: \\AVOCADRON\ORGANICS\organic\svoa\E4.i\050504R.BNE4C6446R.D

Date : 05-MAY-2005 01:27

Client ID: PIBLK2

Sample Info: PIBLK2,PIBLK2,,,

Volume Injected (uL): 1.0

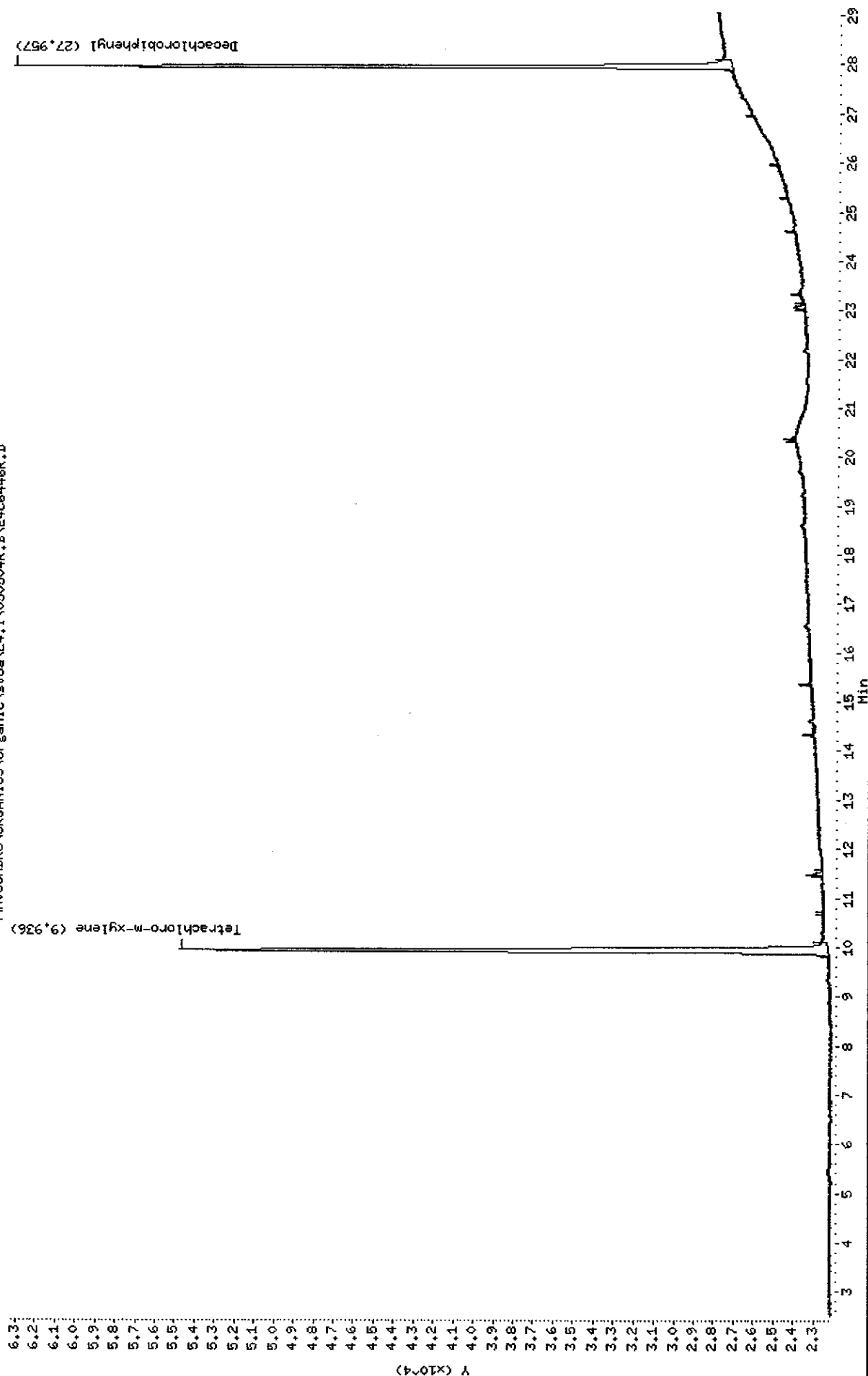
Column phase: CLPESTII

Instrument: E4.i

Operator: SRC:

Column diameter: 0.53

\\AVOCADRON\ORGANICS\organic\svoa\E4.i\050504R.BNE4C6446R.D



Data File: E4C6446F.D  
Report Date: 05-May-2005 10:09

Mitkem Corporation

NYASP Pesticide Quantitation Report

Data file : \\AVOGADRO\ORGANICS\organic\svoa\E4.i\050504F.B\E4C6446F.D  
Lab Smp Id: PIBLKC2 Client Smp ID: PIBLKC2  
Inj Date : 05-MAY-2005 01:27  
Operator : SRC: Inst ID: E4.i  
Smp Info : PIBLKC2,PIBLKC2,,, ,  
Misc Info :  
Comment :  
Method : \\AVOGADRO\ORGANICS\organic\svoa\E4.i\050504F.B\clp-1262e4f.m  
Meth Date : 05-May-2005 09:52 mtl Quant Type: ESTD  
Cal Date : 05-MAY-2005 00:50 Cal File: E4C6445F.D  
Als bottle: 100 QC Sample: INSTBLANK  
Dil Factor: 1.00000  
Integrator: Falcon Compound Sublist: CLP.sub  
Subtraction File: \\AVOGADRO\ORGANICS  
Target Version: 4.03 Sample Matrix: WATER  
Processing Host: TARGET9

Concentration Formula:  $\text{Amt} * \text{DF} * \text{Uf} * \text{Vt} / (\text{Vo} * \text{Vi})$

Name	Value	Description
DF	1.000	Dilution Factor
Uf	1.000	Correction factor
Vt	10000.000	Volume of final extract (uL)
Vo	1000.000	Volume of sample extracted (mL)
Vi	1.000	Volume injected (uL)

CONCENTRATIONS						
			ON-COL	FINAL		
RT	EXP RT	DLT RT	RESPONSE (	ng)	( ug/L)	TARGET RANGE
			RATIO			
-----						
\$ 1	Tetrachloro-m-xylene		CAS #: 877-09-8			
7.07	7.07	0.000	846254	0.01819	0.18	
-----						
\$ 2	Decachlorobiphenyl		CAS #: 2051-24-3			
24.5	24.5	0.000	856626	0.01851	0.19	
-----						

*sc 05/07/05*

Data File: E4C6446R.D  
Report Date: 05-May-2005 10:10

Mitkem Corporation

NYASP Pesticide Quantitation Report

Data file : \\AVOGADRO\ORGANICS\organic\svoa\E4.i\050504R.B\E4C6446R.D  
Lab Smp Id: PIBLK2 Client Smp ID: PIBLK2  
Inj Date : 05-MAY-2005 01:27  
Operator : SRC: Inst ID: E4.i  
Smp Info : PIBLK2,PIBLK2,,,,  
Misc Info :  
Comment :  
Method : \\AVOGADRO\ORGANICS\organic\svoa\E4.i\050504R.B\clp1262-e4r.m  
Meth Date : 05-May-2005 10:06 mtl Quant Type: ESTD  
Cal Date : 05-MAY-2005 00:50 Cal File: E4C6445R.D  
Als bottle: 100 QC Sample: INSTBLANK  
Dil Factor: 1.00000  
Integrator: Falcon Compound Sublist: CLP.sub  
Subtraction File: \\AVOGADRO\ORGANICS  
Target Version: 4.03 Sample Matrix: WATER  
Processing Host: TARGET9

Concentration Formula:  $\text{Amt} * \text{DF} * \text{Uf} * \text{Vt} / (\text{Vo} * \text{Vi})$

Name	Value	Description
DF	1.000	Dilution Factor
Uf	1.000	Correction factor
Vt	10000.000	Volume of final extract (uL)
Vo	1000.000	Volume of sample extracted (mL)
Vi	1.000	Volume injected (uL)

CONCENTRATIONS						
RT	EXP RT	DLT RT	ON-COL	FINAL	TARGET RANGE	RATIO
			RESPONSE ( ng)	( ug/L)		
\$ 1						
9.94	9.94	0.000	164711 0.01831	0.18		
-----						
\$ 2						
28.0	28.0	0.000	124502 0.01849	0.18		

*sz 05/05/05*

1E  
PESTICIDE ORGANICS ANALYSIS DATA SHEET

EPA SAMPLE NO.

PIBLKCG

Lab Name: MITKEM CORPORATION Contract: \_\_\_\_\_

Lab Code: MITKEM Case No.: \_\_\_\_\_ SAS No.: \_\_\_\_\_ SDG No.: D0529

Matrix: (soil/water) WATER Lab Sample ID: PIBLKCG

Sample wt/vol: 1000 (g/mL) ML Lab File ID: E4C6520F

% Moisture: \_\_\_\_\_ Decanted: (Y/N) \_\_\_\_\_ Date Received: \_\_\_\_\_

Extraction: (Type) \_\_\_\_\_ Date Extracted: \_\_\_\_\_

Concentrated Extract Volume: 10000 (uL) Date Analyzed: 05/26/05

Injection Volume: 1.0 (uL) Dilution Factor: 1.0

GPC Cleanup: (Y/N) N pH: \_\_\_\_\_ Sulfur Cleanup: (Y/N) Y

CONCENTRATION UNITS:  
(ug/L or ug/Kg) UG/L Q

CAS NO.	COMPOUND		
319-84-6	alpha-BHC	0.050	U
319-85-7	beta-BHC	0.050	U
319-86-8	delta-BHC	0.050	U
58-89-9	gamma-BHC (Lindane)	0.050	U
76-44-8	Heptachlor	0.050	U
309-00-2	Aldrin	0.050	U
1024-57-3	Heptachlor epoxide	0.050	U
959-98-8	Endosulfan I	0.050	U
60-57-1	Dieldrin	0.10	U
72-55-9	4,4'-DDE	0.10	U
72-20-8	Endrin	0.10	U
33213-65-9	Endosulfan II	0.10	U
72-54-8	4,4'-DDD	0.10	U
1031-07-8	Endosulfan sulfate	0.10	U
50-29-3	4,4'-DDT	0.10	U
72-43-5	Methoxychlor	0.50	U
53494-70-5	Endrin ketone	0.10	U
7421-93-4	Endrin aldehyde	0.10	U
5103-71-9	alpha-Chlordane	0.050	U
5103-74-2	gamma-Chlordane	0.050	U
8001-35-2	Toxaphene	5.0	U
12674-11-2	Aroclor-1016	1.0	U
11104-28-2	Aroclor-1221	2.0	U
11141-16-5	Aroclor-1232	1.0	U
53469-21-9	Aroclor-1242	1.0	U
12672-29-6	Aroclor-1248	1.0	U
11097-69-1	Aroclor-1254	1.0	U
11096-82-5	Aroclor-1260	1.0	U

1E  
PESTICIDE ORGANICS ANALYSIS DATA SHEET

EPA SAMPLE NO.

PIBLKCG

Lab Name: MITKEM CORPORATION Contract: \_\_\_\_\_

Lab Code: MITKEM Case No.: \_\_\_\_\_ SAS No.: \_\_\_\_\_ SDG No.: D0529

Matrix: (soil/water) WATER Lab Sample ID: PIBLKCG

Sample wt/vol: 1000 (g/mL) ML Lab File ID: E4C6520R

% Moisture: \_\_\_\_\_ Decanted: (Y/N) \_\_\_\_\_ Date Received: \_\_\_\_\_

Extraction: (Type) \_\_\_\_\_ Date Extracted: \_\_\_\_\_

Concentrated Extract Volume: 10000 (uL) Date Analyzed: 05/26/05

Injection Volume: 1.0 (uL) Dilution Factor: 1.0

GPC Cleanup: (Y/N) N pH: \_\_\_\_\_ Sulfur Cleanup: (Y/N) Y

CAS NO. COMPOUND CONCENTRATION UNITS:  
(ug/L or ug/Kg) UG/L Q

319-84-6	alpha-BHC	0.050	U
319-85-7	beta-BHC	0.050	U
319-86-8	delta-BHC	0.050	U
58-89-9	gamma-BHC (Lindane)	0.050	U
76-44-8	Heptachlor	0.050	U
309-00-2	Aldrin	0.050	U
1024-57-3	Heptachlor epoxide	0.050	U
959-98-8	Endosulfan I	0.050	U
60-57-1	Dieldrin	0.10	U
72-55-9	4,4'-DDE	0.10	U
72-20-8	Endrin	0.10	U
33213-65-9	Endosulfan II	0.10	U
72-54-8	4,4'-DDD	0.10	U
1031-07-8	Endosulfan sulfate	0.10	U
50-29-3	4,4'-DDT	0.10	U
72-43-5	Methoxychlor	0.50	U
53494-70-5	Endrin ketone	0.10	U
7421-93-4	Endrin aldehyde	0.10	U
5103-71-9	alpha-Chlordane	0.050	U
5103-74-2	gamma-Chlordane	0.050	U
8001-35-2	Toxaphene	5.0	U
12674-11-2	Aroclor-1016	1.0	U
11104-28-2	Aroclor-1221	2.0	U
11141-16-5	Aroclor-1232	1.0	U
53469-21-9	Aroclor-1242	1.0	U
12672-29-6	Aroclor-1248	1.0	U
11097-69-1	Aroclor-1254	1.0	U
11096-82-5	Aroclor-1260	1.0	U

Data File: \\AVUGADRON\ORGANICS\organic\svoa\E4.i\050524F.B\E4C6520F.D

Date : 26-MAY-2005 05:46

Client ID: PIBLKCG

Sample Info: PIBLKCG,PIBLKCG,.c1p.sub,,

Volume Injected (uL): 1.0

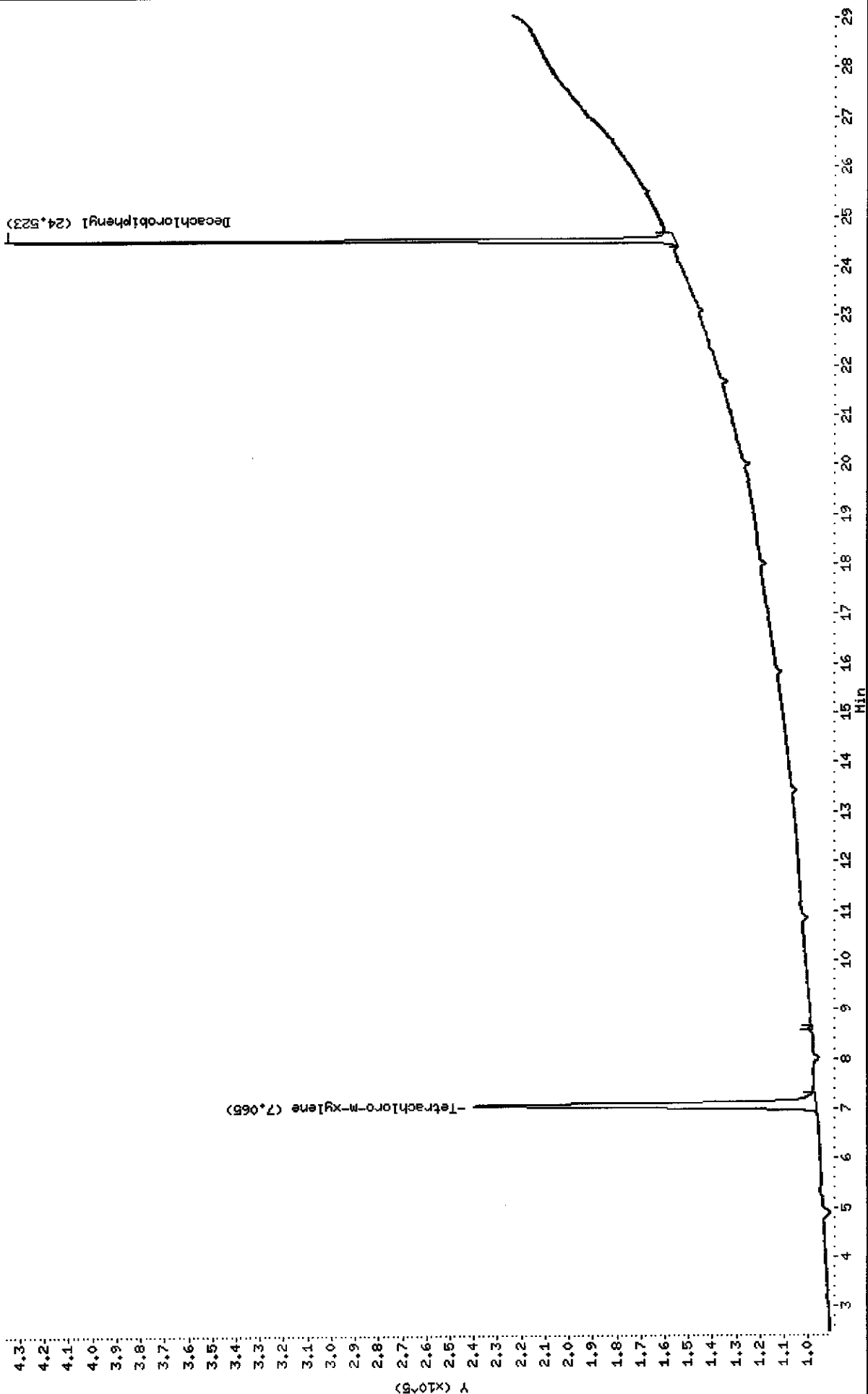
Column phase: CLPPest

Instrument: E4.i

Operator: SRC:

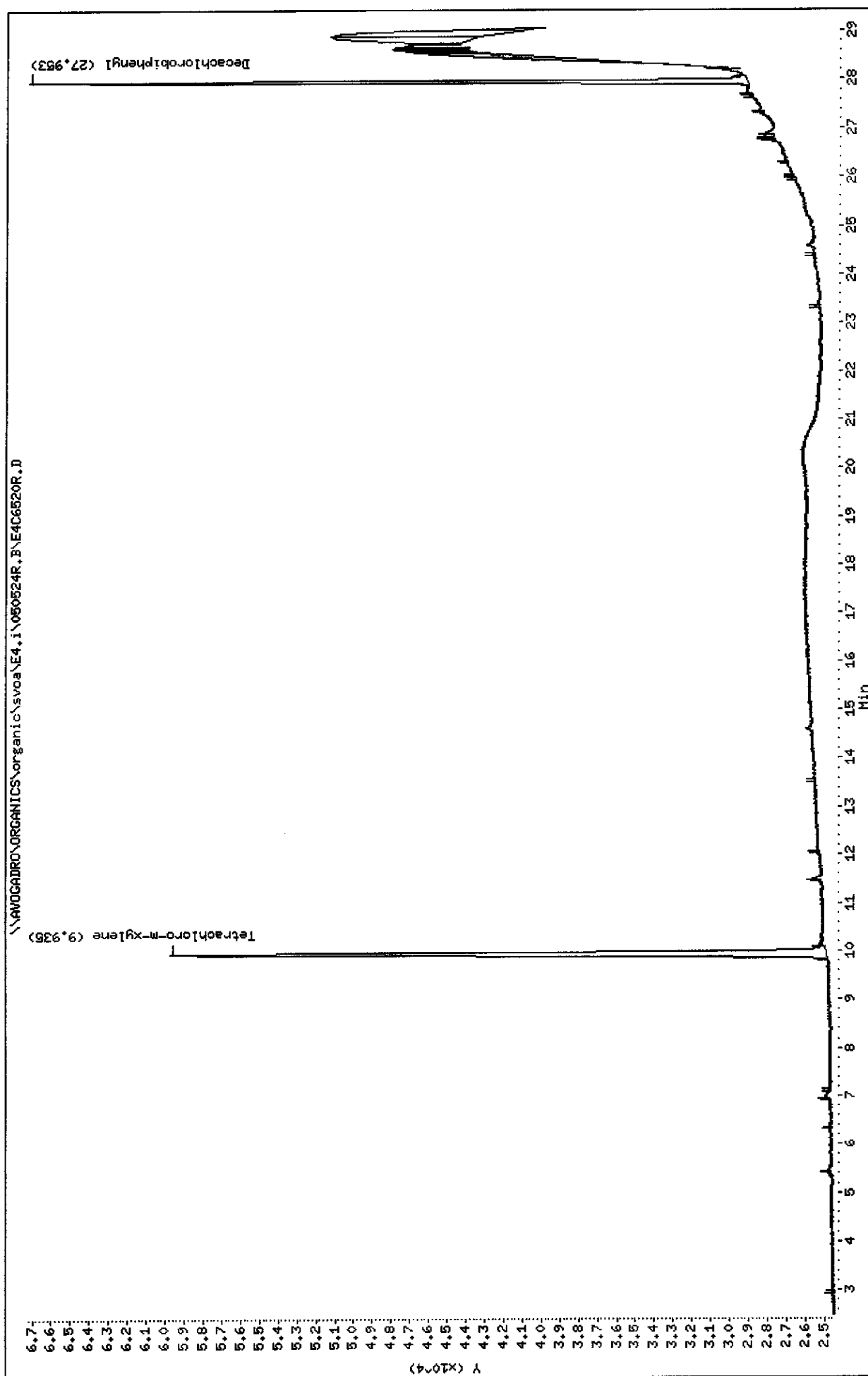
Column diameter: 0.53

\\AVUGADRON\ORGANICS\organic\svoa\E4.i\050524F.B\E4C6520F.D



Data File: \\AVOCADRO\ORGANICS\organic\svoa\E4.i\050524R.B\E4C6520R.D  
 Date : 26-MAY-2005 05:46  
 Client ID: PIBLKCG  
 Sample Info: PIBLKCG,PIBLKCG,.clp.sub,,  
 Volume Injected (uL): 1.0  
 Column phase: CLPPESTII

Instrument: E4.i  
 Operator: SRC:  
 Column diameter: 0.53



Data File: E4C6520F.D  
Report Date: 01-Jun-2005 10:27

Mitkem Corporation

NYASP Pesticide Quantitation Report

Data file : \\AVOGADRO\ORGANICS\organic\svoa\E4.i\050524F.B\E4C6520F.D  
Lab Smp Id: PIBLKCG Client Smp ID: PIBLKCG  
Inj Date : 26-MAY-2005 05:46  
Operator : SRC: Inst ID: E4.i  
Smp Info : PIBLKCG,PIBLKCG,,clp.sub,,  
Misc Info :  
Comment :  
Method : \\AVOGADRO\ORGANICS\organic\svoa\E4.i\050524F.B\clp-1262e4f.m  
Meth Date : 27-May-2005 10:50 mtl Quant Type: ESTD  
Cal Date : 05-MAY-2005 00:50 Cal File: E4C6445F.D  
Als bottle: 100 QC Sample: INSTBLANK  
Dil Factor: 1.00000  
Integrator: Falcon Compound Sublist: clp.sub  
Subtraction File: \\AVOGADRO\ORGANICS  
Target Version: 4.03 Sample Matrix: WATER  
Processing Host: TARGET4

Concentration Formula:  $\text{Amt} * \text{DF} * \text{Uf} * \text{Vt} / (\text{Vo} * \text{Vi})$

Name	Value	Description
DF	1.000	Dilution Factor
Uf	1.000	Correction factor
Vt	10000.000	Volume of final extract (uL)
Vo	1000.000	Volume of sample extracted (mL)
Vi	1.000	Volume injected (uL)

CONCENTRATIONS						
			ON-COL	FINAL		
RT	EXP RT	DLT RT	RESPONSE ( ng)	( ug/L)	TARGET RANGE	RATIO
==	=====	=====	=====	=====	=====	=====
\$ 1	Tetrachloro-m-xylene		CAS #: 877-09-8			
7.06	7.07	-0.010	907978 0.01952	0.20		
-----						
\$ 2	Decachlorobiphenyl		CAS #: 2051-24-3			
24.5	24.5	0.000	917930 0.01984	0.20		
-----						

b/l/r



Data File: E4C6520R.D  
Report Date: 01-Jun-2005 10:28

Mitkem Corporation

NYASP Pesticide Quantitation Report

Data file : \\AVOGADRO\ORGANICS\organic\svoa\E4.i\050524R.B\E4C6520R.D  
Lab Smp Id: PIBLKCG Client Smp ID: PIBLKCG  
Inj Date : 26-MAY-2005 05:46  
Operator : SRC: Inst ID: E4.i  
Smp Info : PIBLKCG,PIBLKCG,,clp.sub,,  
Misc Info :  
Comment :  
Method : \\AVOGADRO\ORGANICS\organic\svoa\E4.i\050524R.B\clp1262-e4r.m  
Meth Date : 27-May-2005 10:42 mtl Quant Type: ESTD  
Cal Date : 05-MAY-2005 00:50 Cal File: E4C6445R.D  
Als bottle: 100 QC Sample: INSTBLANK  
Dil Factor: 1.00000  
Integrator: Falcon Compound Sublist: clp.sub  
Subtraction File: \\AVOGADRO\ORGANICS  
Target Version: 4.03 Sample Matrix: WATER  
Processing Host: TARGET4

Concentration Formula:  $\text{Amt} * \text{DF} * \text{Uf} * \text{Vt} / (\text{Vo} * \text{Vi})$

Name	Value	Description
DF	1.000	Dilution Factor
Uf	1.000	Correction factor
Vt	10000.000	Volume of final extract (uL)
Vo	1000.000	Volume of sample extracted (mL)
Vi	1.000	Volume injected (uL)

CONCENTRATIONS						
			ON-COL	FINAL		
RT	EXP RT	DLT RT	RESPONSE ( ng)	( ug/L)	TARGET RANGE	RATIO
==	=====	=====	=====	=====	=====	=====
\$ 1	Tetrachloro-m-xylene		CAS #: 877-09-8			
9.93	9.94	-0.010	174719 0.01942	0.19		
-----						
\$ 2	Decachlorobiphenyl		CAS #: 2051-24-3			
28.0	28.0	0.000	129286 0.01921	0.19		
-----						

b/l/r

1E  
PESTICIDE ORGANICS ANALYSIS DATA SHEET

EPA SAMPLE NO.

PIBLKCH

Lab Name: MITKEM CORPORATION Contract: \_\_\_\_\_

Lab Code: MITKEM Case No.: \_\_\_\_\_ SAS No.: \_\_\_\_\_ SDG No.: D0529

Matrix: (soil/water) WATER Lab Sample ID: PIBLKCH

Sample wt/vol: 1000 (g/mL) ML Lab File ID: E4C6525F

% Moisture: \_\_\_\_\_ Decanted: (Y/N) \_\_\_\_\_ Date Received: \_\_\_\_\_

Extraction: (Type) \_\_\_\_\_ Date Extracted: \_\_\_\_\_

Concentrated Extract Volume: 10000 (uL) Date Analyzed: 05/26/05

Injection Volume: 1.0 (uL) Dilution Factor: 1.0

GPC Cleanup: (Y/N) N pH: \_\_\_\_\_ Sulfur Cleanup: (Y/N) Y

CONCENTRATION UNITS:  
(ug/L or ug/Kg) UG/L Q

CAS NO.	COMPOUND		
319-84-6	alpha-BHC	0.050	U
319-85-7	beta-BHC	0.050	U
319-86-8	delta-BHC	0.050	U
58-89-9	gamma-BHC (Lindane)	0.050	U
76-44-8	Heptachlor	0.050	U
309-00-2	Aldrin	0.050	U
1024-57-3	Heptachlor epoxide	0.050	U
959-98-8	Endosulfan I	0.050	U
60-57-1	Dieldrin	0.10	U
72-55-9	4,4'-DDE	0.10	U
72-20-8	Endrin	0.10	U
33213-65-9	Endosulfan II	0.10	U
72-54-8	4,4'-DDD	0.10	U
1031-07-8	Endosulfan sulfate	0.10	U
50-29-3	4,4'-DDT	0.10	U
72-43-5	Methoxychlor	0.50	U
53494-70-5	Endrin ketone	0.10	U
7421-93-4	Endrin aldehyde	0.10	U
5103-71-9	alpha-Chlordane	0.050	U
5103-74-2	gamma-Chlordane	0.050	U
8001-35-2	Toxaphene	5.0	U
12674-11-2	Aroclor-1016	1.0	U
11104-28-2	Aroclor-1221	2.0	U
11141-16-5	Aroclor-1232	1.0	U
53469-21-9	Aroclor-1242	1.0	U
12672-29-6	Aroclor-1248	1.0	U
11097-69-1	Aroclor-1254	1.0	U
11096-82-5	Aroclor-1260	1.0	U

1E  
PESTICIDE ORGANICS ANALYSIS DATA SHEET

EPA SAMPLE NO.

PIBLKCH

Lab Name: MITKEM CORPORATION Contract: \_\_\_\_\_

Lab Code: MITKEM Case No.: \_\_\_\_\_ SAS No.: \_\_\_\_\_ SDG No.: D0529

Matrix: (soil/water) WATER Lab Sample ID: PIBLKCH

Sample wt/vol: 1000 (g/mL) ML Lab File ID: E4C6525R

% Moisture: \_\_\_\_\_ Decanted: (Y/N) \_\_\_\_\_ Date Received: \_\_\_\_\_

Extraction: (Type) \_\_\_\_\_ Date Extracted: \_\_\_\_\_

Concentrated Extract Volume: 10000 (uL) Date Analyzed: 05/26/05

Injection Volume: 1.0 (uL) Dilution Factor: 1.0

GPC Cleanup: (Y/N) N pH: \_\_\_\_\_ Sulfur Cleanup: (Y/N) Y

CONCENTRATION UNITS:  
(ug/L or ug/Kg) UG/L Q

CAS NO.	COMPOUND		
319-84-6	alpha-BHC	0.050	U
319-85-7	beta-BHC	0.050	U
319-86-8	delta-BHC	0.050	U
58-89-9	gamma-BHC (Lindane)	0.050	U
76-44-8	Heptachlor	0.050	U
309-00-2	Aldrin	0.050	U
1024-57-3	Heptachlor epoxide	0.050	U
959-98-8	Endosulfan I	0.050	U
60-57-1	Dieldrin	0.10	U
72-55-9	4,4'-DDE	0.10	U
72-20-8	Endrin	0.10	U
33213-65-9	Endosulfan II	0.10	U
72-54-8	4,4'-DDD	0.10	U
1031-07-8	Endosulfan sulfate	0.10	U
50-29-3	4,4'-DDT	0.10	U
72-43-5	Methoxychlor	0.50	U
53494-70-5	Endrin ketone	0.10	U
7421-93-4	Endrin aldehyde	0.10	U
5103-71-9	alpha-Chlordane	0.050	U
5103-74-2	gamma-Chlordane	0.050	U
8001-35-2	Toxaphene	5.0	U
12674-11-2	Aroclor-1016	1.0	U
11104-28-2	Aroclor-1221	2.0	U
11141-16-5	Aroclor-1232	1.0	U
53469-21-9	Aroclor-1242	1.0	U
12672-29-6	Aroclor-1248	1.0	U
11097-69-1	Aroclor-1254	1.0	U
11096-82-5	Aroclor-1260	1.0	U

Data File: \\AVOCADRO\ORGANICS\organic\svoa\E4.i\050524F.B\E4C6525F.D

Date : 26-MAY-2005 11:16

Client ID: PIBLKCH

Sample Info: PIBLKCH,PIBLKCH,,olp.sub,,

Volume Injected (uL): 1.0

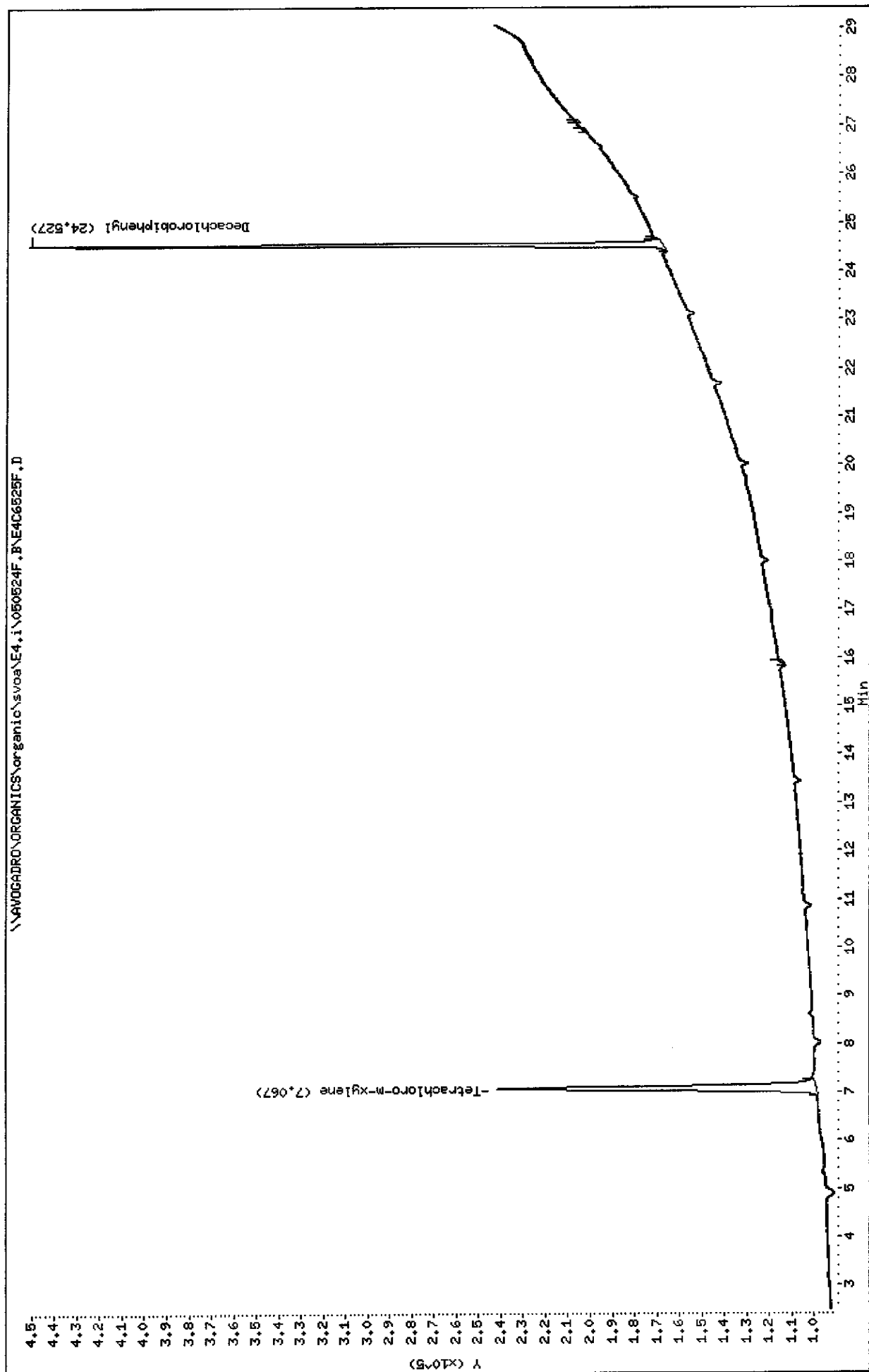
Column phase: CLPest

Instrument: E4.i

Operator: SRC:

Column diameter: 0.53

\\AVOCADRO\ORGANICS\organic\svoa\E4.i\050524F.B\E4C6525F.D



Data File: \\AVOCADRO\ORGANICS\organic\svoa\E4.i\050524R.B\E4C6525R.D

Date : 26-MAY-2005 11:16

Client ID: PIBLKCH

Sample Info: PIBLKCH,PIBLKCH,clp.sub,,

Volume Injected (ul): 1.0

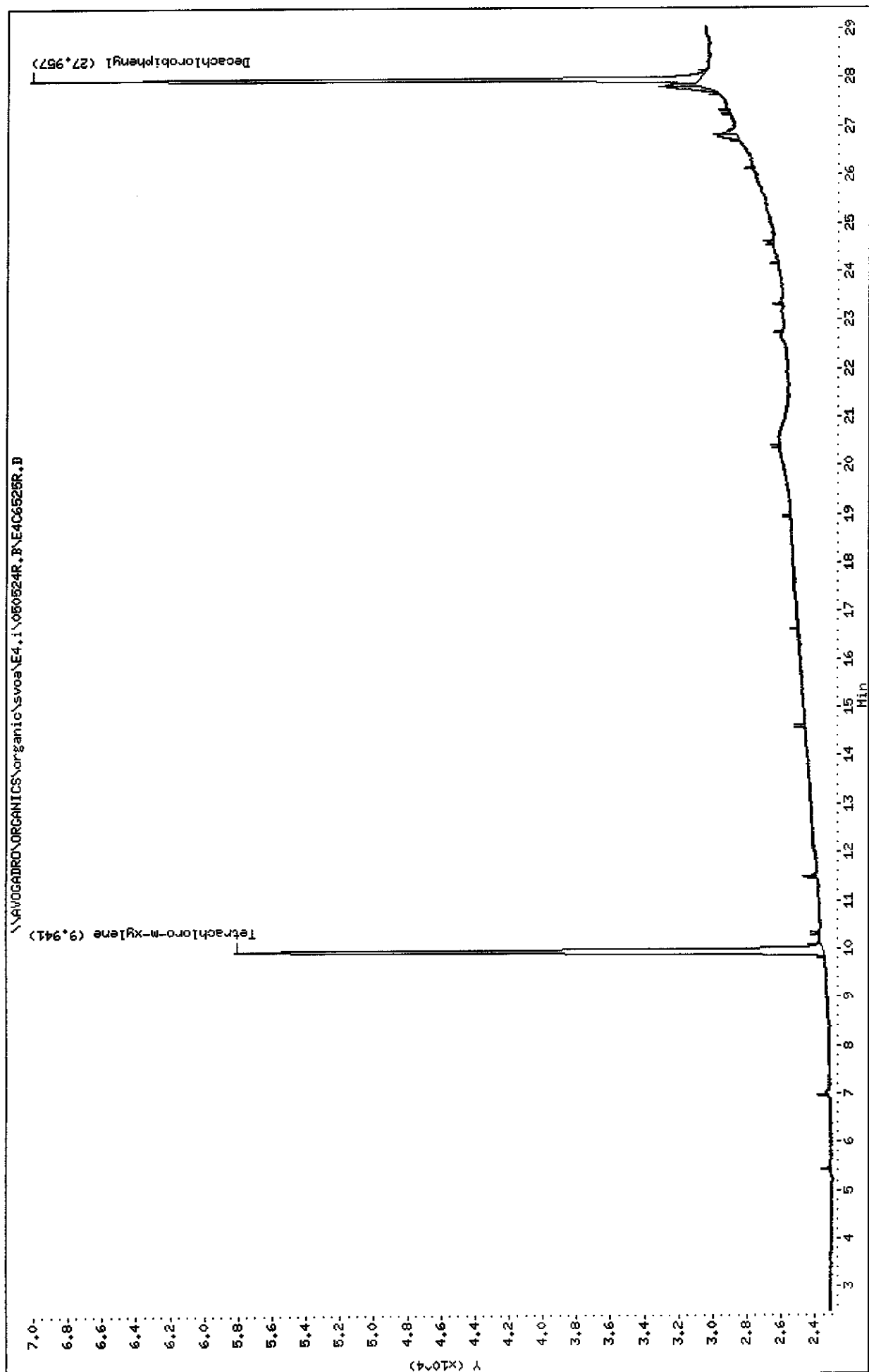
Column phase: CLPESTII

Instrument: E4.i

Operator: SRC:

Column diameter: 0.53

\\AVOCADRO\ORGANICS\organic\svoa\E4.i\050524R.B\E4C6525R.D



Data File: E4C6525F.D  
Report Date: 01-Jun-2005 10:27

Mitkem Corporation

NYASP Pesticide Quantitation Report

Data file : \\AVOGADRO\ORGANICS\organic\svoa\E4.i\050524F.B\E4C6525F.D  
Lab Smp Id: PIBLKCH Client Smp ID: PIBLKCH  
Inj Date : 26-MAY-2005 11:16  
Operator : SRC: Inst ID: E4.i  
Smp Info : PIBLKCH,PIBLKCH,,clp.sub,,  
Misc Info :  
Comment :  
Method : \\AVOGADRO\ORGANICS\organic\svoa\E4.i\050524F.B\clp-1262e4f.m  
Meth Date : 27-May-2005 10:50 mtl Quant Type: ESTD  
Cal Date : 05-MAY-2005 00:50 Cal File: E4C6445F.D  
Als bottle: 100 QC Sample: INSTBLANK  
Dil Factor: 1.00000  
Integrator: Falcon Compound Sublist: clp.sub  
Subtraction File: \\AVOGADRO\ORGANICS  
Target Version: 4.03 Sample Matrix: WATER  
Processing Host: TARGET4

Concentration Formula:  $\text{Amt} * \text{DF} * \text{Uf} * \text{Vt} / (\text{Vo} * \text{Vi})$

Name	Value	Description
DF	1.000	Dilution Factor
Uf	1.000	Correction factor
Vt	10000.000	Volume of final extract (uL)
Vo	1000.000	Volume of sample extracted (mL)
Vi	1.000	Volume injected (uL)

CONCENTRATIONS

RT	EXP RT	DLT RT	ON-COL	FINAL	RESPONSE ( ng)	( ug/L)	TARGET RANGE	RATIO
----	--------	--------	--------	-------	----------------	---------	--------------	-------

\$	1	Tetrachloro-m-xylene			CAS #: 877-09-8
7.07	7.07	0.000	892443	0.01918	0.19

\$	2	Decachlorobiphenyl			CAS #: 2051-24-3
24.5	24.5	0.000	931512	0.02013	0.20

6/1/05

Data File: E4C6525R.D  
Report Date: 01-Jun-2005 10:28

Mitkem Corporation

NYASP Pesticide Quantitation Report

Data file : \\AVOGADRO\ORGANICS\organic\svoa\E4.i\050524R.B\E4C6525R.D  
Lab Smp Id: PIBLKCH Client Smp ID: PIBLKCH  
Inj Date : 26-MAY-2005 11:16  
Operator : SRC: Inst ID: E4.i  
Smp Info : PIBLKCH,PIBLKCH,,clp.sub,,  
Misc Info :  
Comment :  
Method : \\AVOGADRO\ORGANICS\organic\svoa\E4.i\050524R.B\clp1262-e4r.m  
Meth Date : 27-May-2005 10:42 mtl Quant Type: ESTD  
Cal Date : 05-MAY-2005 00:50 Cal File: E4C6445R.D  
Als bottle: 100 QC Sample: INSTBLANK  
Dil Factor: 1.00000  
Integrator: Falcon Compound Sublist: clp.sub  
Subtraction File: \\AVOGADRO\ORGANICS  
Target Version: 4.03 Sample Matrix: WATER  
Processing Host: TARGET4

Concentration Formula:  $\text{Amt} * \text{DF} * \text{Uf} * \text{Vt} / (\text{Vo} * \text{Vi})$

Name	Value	Description
DF	1.000	Dilution Factor
Uf	1.000	Correction factor
Vt	10000.000	Volume of final extract (uL)
Vo	1000.000	Volume of sample extracted (mL)
Vi	1.000	Volume injected (uL)

CONCENTRATIONS

RT	EXP RT	DLT RT	ON-COL	FINAL	RESPONSE ( ng)	( ug/L)	TARGET RANGE	RATIO
9.94	9.94	0.000	174361	0.01938	0.19			
28.0	28.0	0.000	139432	0.02071	0.21			

6/1/05

1E  
PESTICIDE ORGANICS ANALYSIS DATA SHEET

EPA SAMPLE NO.

PIBLKCI

Lab Name: MITKEM CORPORATION Contract: \_\_\_\_\_

Lab Code: MITKEM Case No.: \_\_\_\_\_ SAS No.: \_\_\_\_\_ SDG No.: D0529

Matrix: (soil/water) WATER Lab Sample ID: PIBLKCI

Sample wt/vol: 1000 (g/mL) ML Lab File ID: E4C6540F

% Moisture: \_\_\_\_\_ Decanted: (Y/N) \_\_\_\_\_ Date Received: \_\_\_\_\_

Extraction: (Type) \_\_\_\_\_ Date Extracted: \_\_\_\_\_

Concentrated Extract Volume: 10000 (uL) Date Analyzed: 05/26/05

Injection Volume: 1.0 (uL) Dilution Factor: 1.0

GPC Cleanup: (Y/N) N pH: \_\_\_\_\_ Sulfur Cleanup: (Y/N) Y

CONCENTRATION UNITS:  
(ug/L or ug/Kg) UG/L Q

CAS NO.	COMPOUND		
319-84-6	alpha-BHC	0.050	U
319-85-7	beta-BHC	0.050	U
319-86-8	delta-BHC	0.050	U
58-89-9	gamma-BHC (Lindane)	0.050	U
76-44-8	Heptachlor	0.050	U
309-00-2	Aldrin	0.050	U
1024-57-3	Heptachlor epoxide	0.050	U
959-98-8	Endosulfan I	0.050	U
60-57-1	Dieldrin	0.10	U
72-55-9	4,4'-DDE	0.10	U
72-20-8	Endrin	0.10	U
33213-65-9	Endosulfan II	0.10	U
72-54-8	4,4'-DDD	0.10	U
1031-07-8	Endosulfan sulfate	0.10	U
50-29-3	4,4'-DDT	0.10	U
72-43-5	Methoxychlor	0.50	U
53494-70-5	Endrin ketone	0.10	U
7421-93-4	Endrin aldehyde	0.10	U
5103-71-9	alpha-Chlordane	0.050	U
5103-74-2	gamma-Chlordane	0.050	U
8001-35-2	Toxaphene	5.0	U
12674-11-2	Aroclor-1016	1.0	U
11104-28-2	Aroclor-1221	2.0	U
11141-16-5	Aroclor-1232	1.0	U
53469-21-9	Aroclor-1242	1.0	U
12672-29-6	Aroclor-1248	1.0	U
11097-69-1	Aroclor-1254	1.0	U
11096-82-5	Aroclor-1260	1.0	U



1E  
PESTICIDE ORGANICS ANALYSIS DATA SHEET

EPA SAMPLE NO.

PIBLKCI

Lab Name: MITKEM CORPORATION Contract: \_\_\_\_\_

Lab Code: MITKEM Case No.: \_\_\_\_\_ SAS No.: \_\_\_\_\_ SDG No.: D0529

Matrix: (soil/water) WATER Lab Sample ID: PIBLKCI

Sample wt/vol: 1000 (g/mL) ML Lab File ID: E4C6540R

% Moisture: \_\_\_\_\_ Decanted: (Y/N) \_\_\_\_\_ Date Received: \_\_\_\_\_

Extraction: (Type) \_\_\_\_\_ Date Extracted: \_\_\_\_\_

Concentrated Extract Volume: 10000 (uL) Date Analyzed: 05/26/05

Injection Volume: 1.0 (uL) Dilution Factor: 1.0

GPC Cleanup: (Y/N) N pH: \_\_\_\_\_ Sulfur Cleanup: (Y/N) Y

CONCENTRATION UNITS:  
(ug/L or ug/Kg) UG/L Q

CAS NO.	COMPOUND		
319-84-6	alpha-BHC	0.050	U
319-85-7	beta-BHC	0.050	U
319-86-8	delta-BHC	0.050	U
58-89-9	gamma-BHC (Lindane)	0.050	U
76-44-8	Heptachlor	0.050	U
309-00-2	Aldrin	0.050	U
1024-57-3	Heptachlor epoxide	0.050	U
959-98-8	Endosulfan I	0.050	U
60-57-1	Dieldrin	0.10	U
72-55-9	4,4'-DDE	0.10	U
72-20-8	Endrin	0.10	U
33213-65-9	Endosulfan II	0.10	U
72-54-8	4,4'-DDD	0.10	U
1031-07-8	Endosulfan sulfate	0.10	U
50-29-3	4,4'-DDT	0.10	U
72-43-5	Methoxychlor	0.50	U
53494-70-5	Endrin ketone	0.10	U
7421-93-4	Endrin aldehyde	0.10	U
5103-71-9	alpha-Chlordane	0.050	U
5103-74-2	gamma-Chlordane	0.050	U
8001-35-2	Toxaphene	5.0	U
12674-11-2	Aroclor-1016	1.0	U
11104-28-2	Aroclor-1221	2.0	U
11141-16-5	Aroclor-1232	1.0	U
53469-21-9	Aroclor-1242	1.0	U
12672-29-6	Aroclor-1248	1.0	U
11097-69-1	Aroclor-1254	1.0	U
11096-82-5	Aroclor-1260	1.0	U

Data File: \\AVOGADRO\ORGANICS\organic\svoa\E4.i\050524F.B\E4C6540F.D

Date : 26-MAY-2005 21:13

Client ID: PIBLKCI

Sample Info: PIBLKCI,PIBLKCI,,clp.sub,,

Volume Injected (uL): 1.0

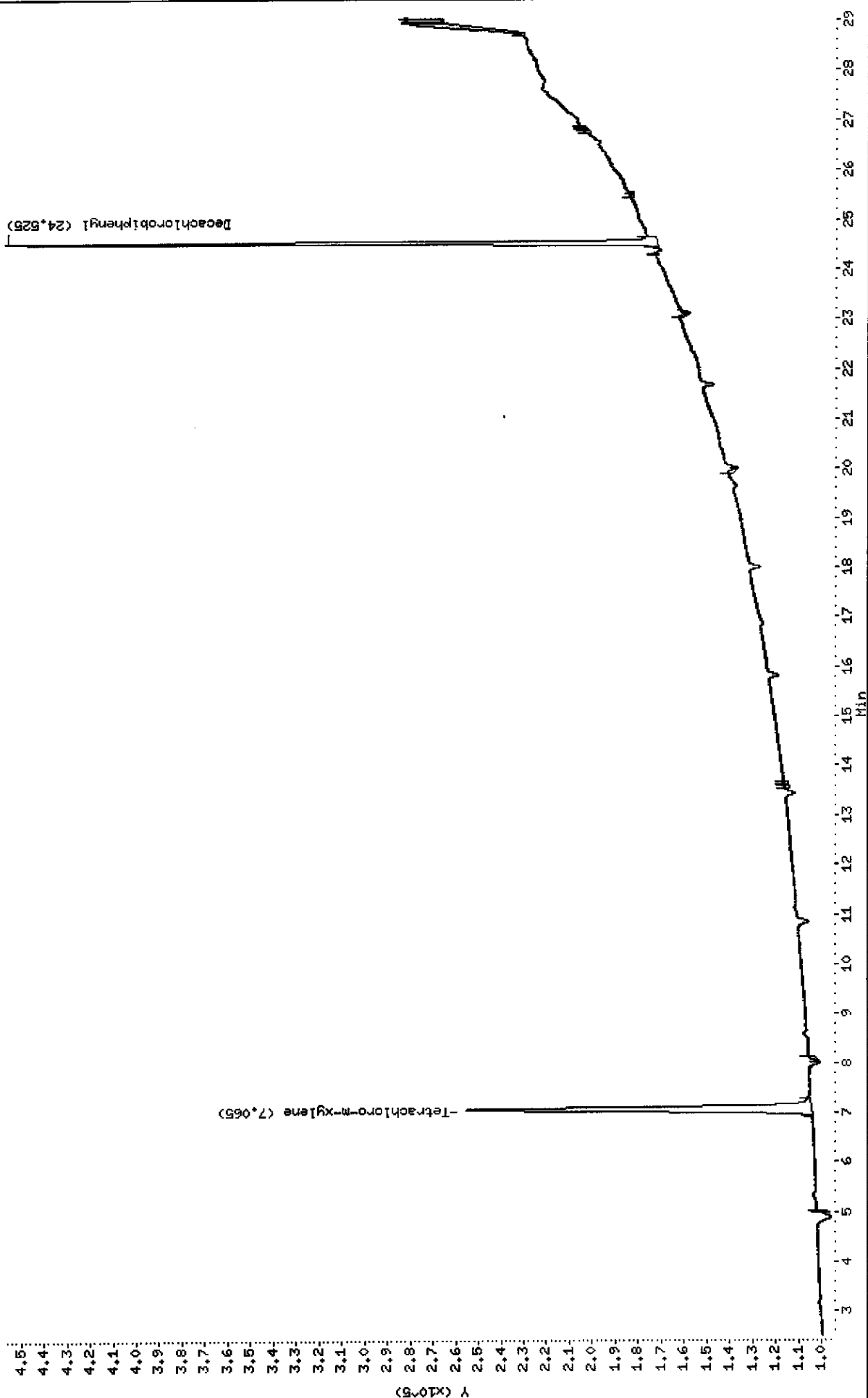
Column phase: CLPrest

Instrument: E4.i

Operator: SRC:

Column diameter: 0.53

\\AVOGADRO\ORGANICS\organic\svoa\E4.i\050524F.B\E4C6540F.D



Data File: \\AVOGADRO\ORGANICS\organic\svoa\E4.i\050524R.B\E4C6540R.D

Date : 26-MAY-2005 21:13

Client ID: PIBLKCI

Sample Info: PIBLKCI,PIBLKCI,,clp.sub,,

Volume Injected (uL): 1.0

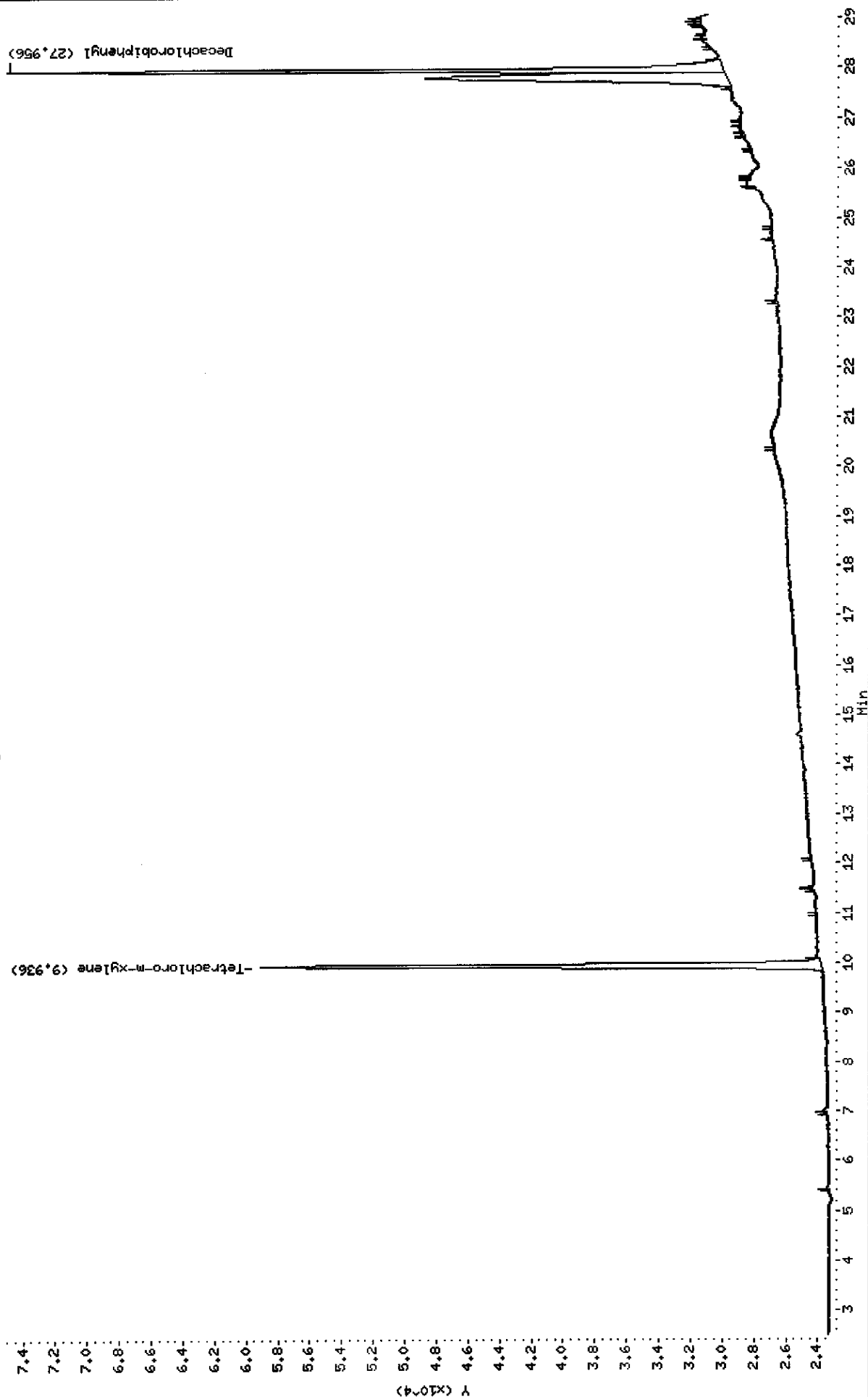
Column phase: CLPPESTII

Instrument: E4.i

Operator: SRC:

Column diameter: 0.53

\\AVOGADRO\ORGANICS\organic\svoa\E4.i\050524R.B\E4C6540R.D



Data File: E4C6540F.D  
Report Date: 01-Jun-2005 10:28

Mitkem Corporation

NYASP Pesticide Quantitation Report

Data file : \\AVOGADRO\ORGANICS\organic\svoa\E4.i\050524F.B\E4C6540F.D  
Lab Smp Id: PIBLKCI Client Smp ID: PIBLKCI  
Inj Date : 26-MAY-2005 21:13  
Operator : SRC: Inst ID: E4.i  
Smp Info : PIBLKCI,PIBLKCI,,clp.sub,,  
Misc Info :  
Comment :  
Method : \\AVOGADRO\ORGANICS\organic\svoa\E4.i\050524F.B\clp-1262e4f.m  
Meth Date : 27-May-2005 10:50 mtl Quant Type: ESTD  
Cal Date : 05-MAY-2005 00:50 Cal File: E4C6445F.D  
Als bottle: 100 QC Sample: INSTBLANK  
Dil Factor: 1.00000  
Integrator: Falcon Compound Sublist: clp.sub  
Subtraction File: \\AVOGADRO\ORGANICS  
Target Version: 4.03 Sample Matrix: WATER  
Processing Host: TARGET4

Concentration Formula:  $\text{Amt} * \text{DF} * \text{Uf} * \text{Vt} / (\text{Vo} * \text{Vi})$

Name	Value	Description
DF	1.000	Dilution Factor
Uf	1.000	Correction factor
Vt	10000.000	Volume of final extract (uL)
Vo	1000.000	Volume of sample extracted (mL)
Vi	1.000	Volume injected (uL)

CONCENTRATIONS

RT	EXP RT	DLT RT	ON-COL	FINAL	RESPONSE ( ng)	( ug/L)	TARGET RANGE	RATIO
7.06	7.07	-0.010	926397	0.01991	0.20			
-----								
24.5	24.5	0.000	926431	0.02002	0.20			

\$ 1 Tetrachloro-m-xylene CAS #: 877-09-8

\$ 2 Decachlorobiphenyl CAS #: 2051-24-3

6/1/05

Data File: E4C6540R.D  
 Report Date: 01-Jun-2005 10:28

Mitkem Corporation

NYASP Pesticide Quantitation Report

Data file : \\AVOGADRO\ORGANICS\organic\svoa\E4.i\050524R.B\E4C6540R.D  
 Lab Smp Id: PIBLKCI Client Smp ID: PIBLKCI  
 Inj Date : 26-MAY-2005 21:13  
 Operator : SRC: Inst ID: E4.i  
 Smp Info : PIBLKCI,PIBLKCI,,clp.sub,,  
 Misc Info :  
 Comment :  
 Method : \\AVOGADRO\ORGANICS\organic\svoa\E4.i\050524R.B\clp1262-e4r.m  
 Meth Date : 27-May-2005 10:42 mtl Quant Type: ESTD  
 Cal Date : 05-MAY-2005 00:50 Cal File: E4C6445R.D  
 Als bottle: 100 QC Sample: INSTBLANK  
 Dil Factor: 1.00000  
 Integrator: Falcon Compound Sublist: clp.sub  
 Subtraction File: \\AVOGADRO\ORGANICS  
 Target Version: 4.03 Sample Matrix: WATER

Concentration Formula:  $\text{Amt} * \text{DF} * \text{Uf} * \text{Vt} / (\text{Vo} * \text{Vi})$

Name	Value	Description
DF	1.000	Dilution Factor
Uf	1.000	Correction factor
Vt	10000.000	Volume of final extract (uL)
Vo	1000.000	Volume of sample extracted (mL)
Vi	1.000	Volume injected (uL)

CONCENTRATIONS

RT	EXP RT	DLT RT	ON-COL	FINAL	RESPONSE ( ng)	( ug/L)	TARGET RANGE	RATIO
\$ 1	Tetrachloro-m-xylene						CAS #: 877-09-8	
9.94	9.94	0.000			177504	0.01973	0.20	
\$ 2	Decachlorobiphenyl						CAS #: 2051-24-3	
28.0	28.0	0.000			189765	0.02819	0.28	

6/1/05

1E  
PESTICIDE ORGANICS ANALYSIS DATA SHEET

EPA SAMPLE NO.

P4ELCS

Lab Name: MITKEM CORPORATION Contract: \_\_\_\_\_

Lab Code: MITKEM Case No.: \_\_\_\_\_ SAS No.: \_\_\_\_\_ SDG No.: D0529

Matrix: (soil/water) SOIL Lab Sample ID: LCS-18108

Sample wt/vol: 30.0(g/mL) G Lab File ID: E4C6523F

% Moisture: 0 Decanted: (Y/N) N Date Received: \_\_\_\_\_

Extraction: (Type) SONC Date Extracted: 05/13/05

Concentrated Extract Volume: 5000 (uL) Date Analyzed: 05/26/05

Injection Volume: 1.0 (uL) Dilution Factor: 1.0

GPC Cleanup: (Y/N) Y pH: \_\_\_\_\_ Sulfur Cleanup: (Y/N) Y

CONCENTRATION UNITS:  
(ug/L or ug/Kg) UG/KG Q

CAS NO.	COMPOUND		
319-84-6	alpha-BHC	1.7	U
319-85-7	beta-BHC	1.7	U
319-86-8	delta-BHC	1.7	U
58-89-9	gamma-BHC (Lindane)	11	
76-44-8	Heptachlor	12	
309-00-2	Aldrin	14	
1024-57-3	Heptachlor epoxide	1.7	U
959-98-8	Endosulfan I	1.7	U
60-57-1	Dieldrin	26	
72-55-9	4,4'-DDE	3.3	U
72-20-8	Endrin	28	
33213-65-9	Endosulfan II	3.3	U
72-54-8	4,4'-DDD	3.3	U
1031-07-8	Endosulfan sulfate	3.3	U
50-29-3	4,4'-DDT	24	
72-43-5	Methoxychlor	17	U
53494-70-5	Endrin ketone	3.3	U
7421-93-4	Endrin aldehyde	3.3	U
5103-71-9	alpha-Chlordane	1.7	U
5103-74-2	gamma-Chlordane	1.7	U
8001-35-2	Toxaphene	170	U
12674-11-2	Aroclor-1016	33	U
11104-28-2	Aroclor-1221	67	U
11141-16-5	Aroclor-1232	33	U
53469-21-9	Aroclor-1242	33	U
12672-29-6	Aroclor-1248	33	U
11097-69-1	Aroclor-1254	33	U
11096-82-5	Aroclor-1260	33	U

Data File: \\AVOCADRO\ORGANICS\organic\svoa\E4.i\050524F.B\E4C6523F.D

Date : 26-MAY-2005 10:03

Client ID: P4ELCS

Sample Info: LCS-18108,P4ELCS,18108,olp,sub,,

Volume Injected (uL): 1.0


Column phase: CLPPest

Instrument: E4.i

Operator: SRC: LIMS

Column diameter: 0.53

\\AVOCADRO\ORGANICS\organic\svoa\E4.i\050524F.B\E4C6523F.D



Data File: \\AVOCADRO\ORGANICS\organic\svoa\E4.i\050524R.B\E4C6523R.D

Date : 26-MAY-2005 10:03

Client ID: P4ELCS

Sample Info: LCS-18108.P4ELCS.18108.clp.sub,,

Volume Injected (uL): 1.0

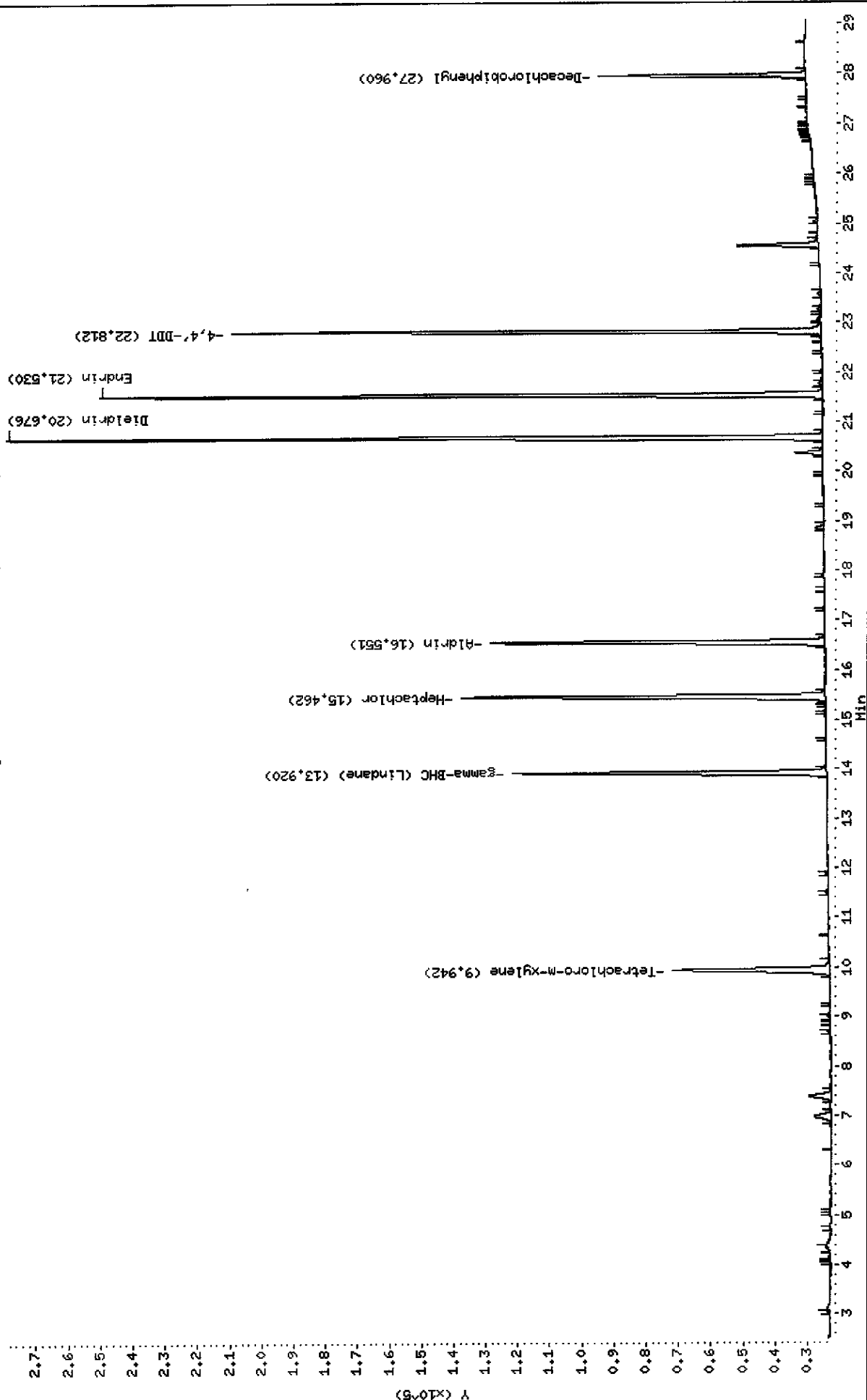
Column phase: CLPPESTII

Instrument: E4.i

Operator: SRC: LIMS

Column diameter: 0.53

\\AVOCADRO\ORGANICS\organic\svoa\E4.i\050524R.B\E4C6523R.D





Data File: E4C6523F.D  
Report Date: 01-Jun-2005 10:25

Mitkem Corporation

NYASP Pesticide Quantitation Report

Data file : \\AVOGADRO\ORGANICS\organic\svoa\E4.i\050524F.B\E4C6523F.D  
Lab Smp Id: LCS-18108 Client Smp ID: P4ELCS  
Inj Date : 26-MAY-2005 10:03  
Operator : SRC: LIMS Inst ID: E4.i  
Smp Info : LCS-18108,P4ELCS,18108,clp.sub,,  
Misc Info :  
Comment :  
Method : \\AVOGADRO\ORGANICS\organic\svoa\E4.i\050524F.B\clp-1262e4f.m  
Meth Date : 27-May-2005 10:50 mtl Quant Type: ESTD  
Cal Date : 05-MAY-2005 00:50 Cal File: E4C6445F.D  
Als bottle: 3 QC Sample: LCS  
Dil Factor: 1.00000  
Integrator: Falcon Compound Sublist: clp.sub  
Subtraction File: \\AVOGADRO\ORGANICS  
Target Version: 4.03 Sample Matrix: SOIL  
Processing Host: TARGET7

Concentration Formula:  $\text{Amt} * \text{DF} * \text{Uf} * \text{Vt} / (\text{Vi} * \text{Ws} * (100 - \text{M}) / 100)$

Name	Value	Description
DF	1.000	Dilution Factor
Uf	2.000	Correction factor
Vt	5000.000	Volume of final extract (uL) (1000 low, 2
Vi	1.000	Volume injected (uL)
Ws	30.000	Weight of sample extracted (g)
M	0.000	% Moisture

CONCENTRATIONS

RT	EXP RT	DLT RT	ON-COL	FINAL	TARGET RANGE	RATIO
==	=====	=====	RESPONSE ( ng)	(ug/Kg)	=====	=====
\$ 1	Tetrachloro-m-xylene			CAS #: 877-09-8		
7.07	7.07	0.000	1303182 0.02801	9.3		
\$ 2	Decachlorobiphenyl			CAS #: 2051-24-3		
24.5	24.5	0.000	1503762 0.03250	11		
4	gamma-BHC (Lindane)			CAS #: 58-89-9		
10.5	10.5	0.000	2301197 0.03296	11		
5	Heptachlor			CAS #: 76-44-8		
12.2	12.1	0.100	2480056 0.03637	12		

6/1/05

Data File: E4C6523F.D  
 Report Date: 01-Jun-2005 10:25

CONCENTRATIONS						
			ON-COL		FINAL	
RT	EXP RT	DLT RT	RESPONSE (	ng)	(ug/Kg)	TARGET RANGE RATIO
==	=====	=====	=====	=====	=====	=====
6 Aldrin					CAS #: 309-00-2	
13.1	13.1	0.000	2568659	0.04107	14	
-----						
14 Dieldrin					CAS #: 60-57-1	
17.2	17.2	0.000	5194650	0.07831	26	
-----						
15 Endrin					CAS #: 72-20-8	
17.9	17.9	0.000	4685429	0.08510	28	
-----						
18 4,4'-DDT					CAS #: 50-29-3	
19.3	19.3	0.000	3439251	0.07269	24	
-----						

Data File: E4C6523R.D  
Report Date: 01-Jun-2005 10:26

Mitkem Corporation

NYASP Pesticide Quantitation Report

Data file : \\AVOGADRO\ORGANICS\organic\svoa\E4.i\050524R.B\E4C6523R.D  
Lab Smp Id: LCS-18108 Client Smp ID: P4ELCS  
Inj Date : 26-MAY-2005 10:03  
Operator : SRC: LIMS Inst ID: E4.i  
Smp Info : LCS-18108,P4ELCS,18108,clp.sub,,  
Misc Info :  
Comment :  
Method : \\AVOGADRO\ORGANICS\organic\svoa\E4.i\050524R.B\clp1262-e4r.m  
Meth Date : 27-May-2005 10:42 mtl Quant Type: ESTD  
Cal Date : 05-MAY-2005 00:50 Cal File: E4C6445R.D  
Als bottle: 3 QC Sample: LCS  
Dil Factor: 1.00000  
Integrator: Falcon Compound Sublist: clp.sub  
Subtraction File: \\AVOGADRO\ORGANICS  
Target Version: 4.03 Sample Matrix: SOIL  
Processing Host: TARGET7

Concentration Formula:  $\text{Amt} * \text{DF} * \text{Uf} * \text{Vt} / (\text{Vi} * \text{Ws} * (100 - \text{M}) / 100)$

Name	Value	Description
DF	1.000	Dilution Factor
Uf	2.000	Correction factor
Vt	5000.000	Volume of final extract (uL) (1000 low, 2
Vi	1.000	Volume injected (uL)
Ws	30.000	Weight of sample extracted (g)
M	0.000	% Moisture

CONCENTRATIONS

RT	EXP RT	DLT RT	ON-COL	FINAL	TARGET RANGE	RATIO
==	=====	=====	RESPONSE ( ng)	(ug/Kg)	=====	=====
\$ 1	Tetrachloro-m-xylene			CAS #: 877-09-8		
9.94	9.94	0.000	247806 0.02754	9.2		
\$ 2	Decachlorobiphenyl			CAS #: 2051-24-3		
28.0	28.0	0.000	212744 0.03160	11		
4	gamma-BHC (Lindane)			CAS #: 58-89-9		
13.9	13.9	0.000	378805 0.03231	11		
5	Heptachlor			CAS #: 76-44-8		
15.5	15.5	0.000	456655 0.03641	12		

h/1/r

Data File: E4C6523R.D  
 Report Date: 01-Jun-2005 10:26

CONCENTRATIONS						
			ON-COL		FINAL	
RT	EXP RT	DLT RT	RESPONSE (	ng)	(ug/Kg)	TARGET RANGE
==	=====	=====	=====	=====	=====	=====
6 Aldrin			CAS #: 309-00-2			
16.6	16.5	0.100	409228	0.04126	14	
-----						
14 Dieldrin			CAS #: 60-57-1			
20.7	20.7	0.000	845940	0.08220	27	
-----						
15 Endrin			CAS #: 72-20-8			
21.5	21.5	0.000	725623	0.09196	31	
-----						
18 4,4'-DDT			CAS #: 50-29-3			
22.8	22.8	0.000	555578	0.07956	27	
-----						

1E  
PESTICIDE ORGANICS ANALYSIS DATA SHEET

EPA SAMPLE NO.

P4FLCS

Lab Name: MITKEM CORPORATION Contract: \_\_\_\_\_

Lab Code: MITKEM Case No.: \_\_\_\_\_ SAS No.: \_\_\_\_\_ SDG No.: D0529

Matrix: (soil/water) WATER Lab Sample ID: LCS-18090

Sample wt/vol: 1000 (g/mL) ML Lab File ID: E4C6533F

% Moisture: \_\_\_\_\_ Decanted: (Y/N) \_\_\_\_\_ Date Received: \_\_\_\_\_

Extraction: (Type) SEPF Date Extracted: 05/12/05

Concentrated Extract Volume: 10000 (uL) Date Analyzed: 05/26/05

Injection Volume: 1.0 (uL) Dilution Factor: 1.0

GPC Cleanup: (Y/N) N pH: \_\_\_\_\_ Sulfur Cleanup: (Y/N) Y

CONCENTRATION UNITS:  
(ug/L or ug/Kg) UG/L Q

CAS NO.	COMPOUND		
319-84-6	alpha-BHC	0.050	U
319-85-7	beta-BHC	0.050	U
319-86-8	delta-BHC	0.050	U
58-89-9	gamma-BHC (Lindane)	0.45	
76-44-8	Heptachlor	0.49	
309-00-2	Aldrin	0.55	
1024-57-3	Heptachlor epoxide	0.050	U
959-98-8	Endosulfan I	0.050	U
60-57-1	Dieldrin	0.99	
72-55-9	4,4'-DDE	0.10	U
72-20-8	Endrin	1.1	
33213-65-9	Endosulfan II	0.10	U
72-54-8	4,4'-DDD	0.10	U
1031-07-8	Endosulfan sulfate	0.10	U
50-29-3	4,4'-DDT	0.96	
72-43-5	Methoxychlor	0.50	U
53494-70-5	Endrin ketone	0.10	U
7421-93-4	Endrin aldehyde	0.10	U
5103-71-9	alpha-Chlordane	0.050	U
5103-74-2	gamma-Chlordane	0.050	U
8001-35-2	Toxaphene	5.0	U
12674-11-2	Aroclor-1016	1.0	U
11104-28-2	Aroclor-1221	2.0	U
11141-16-5	Aroclor-1232	1.0	U
53469-21-9	Aroclor-1242	1.0	U
12672-29-6	Aroclor-1248	1.0	U
11097-69-1	Aroclor-1254	1.0	U
11096-82-5	Aroclor-1260	1.0	U

Data File: \\AVOGADRO\ORGANICS\organic\svoa\E4.i\050524F.B\E4C6533F.D

Date : 26-MAY-2005 16:59

Client ID: P4FLCS

Sample Info: LCS-18090,P4FLCS,18090,clp.sub,,

Volume Injected (uL): 1.0

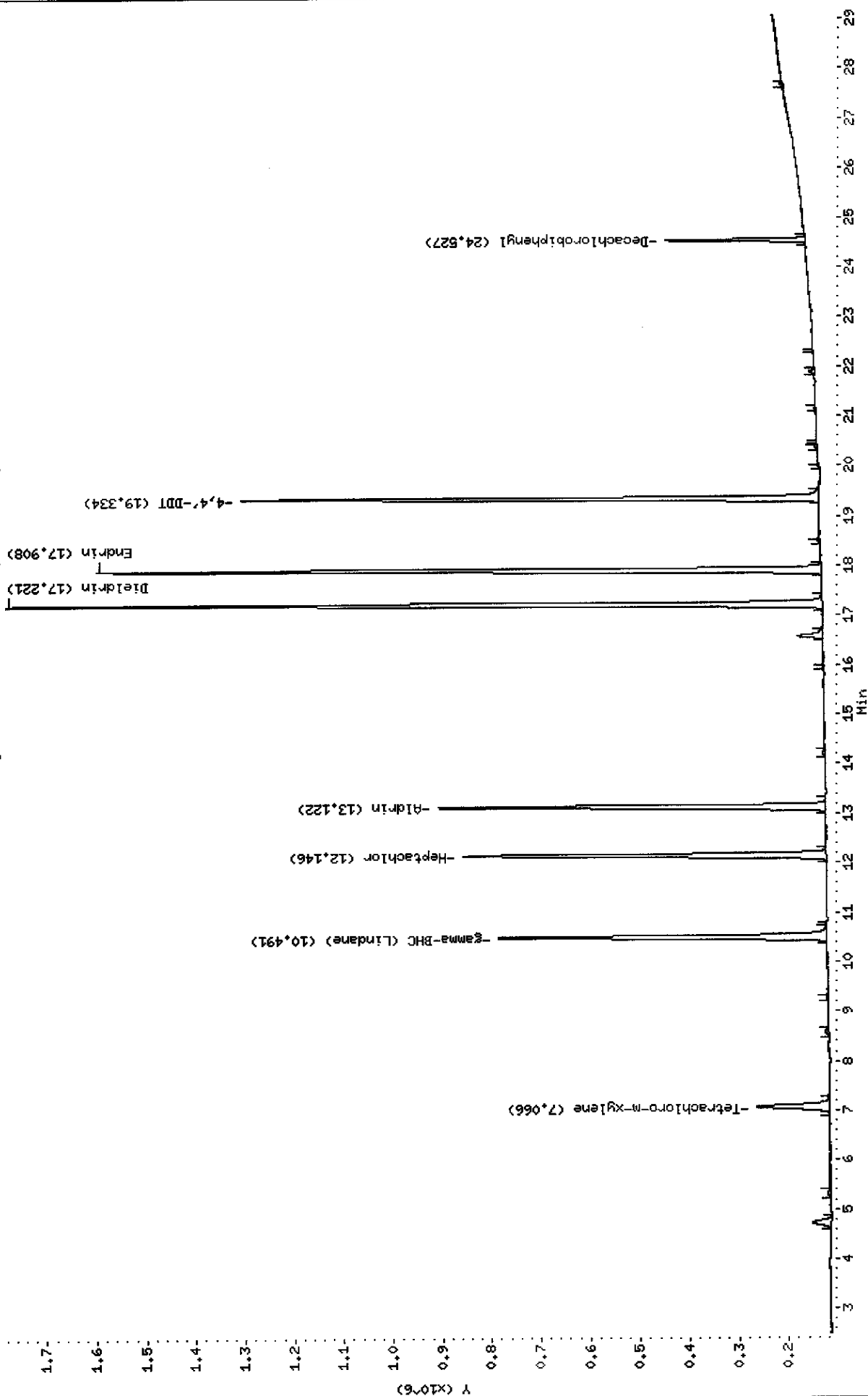
Column phase: CLPPest

Instrument: E4.1

Operator: SRC: LIMS

Column diameter: 0.53

\\AVOGADRO\ORGANICS\organic\svoa\E4.i\050524F.B\E4C6533F.D



Data File: \\AVOGADRO\ORGANICS\organic\svoa\E4.i\050524R.B\E4C6533R.D

Date : 26-MAY-2005 16:59

Client ID: P4FLCS

Sample Info: LCS-18090,P4FLCS,18090,clip.sub,,

Volume Injected (ul): 1.0


Column phase: CLPPESTII

Instrument: E4.i

Operator: SRC: LIMS

Column diameter: 0.53

\\AVOGADRO\ORGANICS\organic\svoa\E4.i\050524R.B\E4C6533R.D



Data File: E4C6533F.D  
Report Date: 01-Jun-2005 10:25

Mitkem Corporation

NYASP Pesticide Quantitation Report

Data file : \\AVOGADRO\ORGANICS\organic\svoa\E4.i\050524F.B\E4C6533F.D  
Lab Smp Id: LCS-18090 Client Smp ID: P4FLCS  
Inj Date : 26-MAY-2005 16:59  
Operator : SRC: LIMS Inst ID: E4.i  
Smp Info : LCS-18090,P4FLCS,18090,clp.sub,,  
Misc Info :  
Comment :  
Method : \\AVOGADRO\ORGANICS\organic\svoa\E4.i\050524F.B\clp-1262e4f.m  
Meth Date : 27-May-2005 10:50 mtl Quant Type: ESTD  
Cal Date : 05-MAY-2005 00:50 Cal File: E4C6445F.D  
Als bottle: 9 QC Sample: LCS  
Dil Factor: 1.00000  
Integrator: Falcon Compound Sublist: clp.sub  
Subtraction File: \\AVOGADRO\ORGANICS  
Target Version: 4.03 Sample Matrix: WATER  
Processing Host: TARGET7

Concentration Formula:  $\text{Amt} * \text{DF} * \text{Uf} * \text{Vt} / (\text{Vo} * \text{Vi})$

Name	Value	Description
DF	1.000	Dilution Factor
Uf	1.000	Correction factor
Vt	10000.000	Volume of final extract (uL)
Vo	1000.000	Volume of sample extracted (mL)
Vi	1.000	Volume injected (uL)

CONCENTRATIONS						
			ON-COL	FINAL		
RT	EXP RT	DLT RT	RESPONSE ( ng)	( ug/L)	TARGET RANGE	RATIO
==	=====	=====	=====	=====	=====	=====
\$ 1	Tetrachloro-m-xylene		CAS #: 877-09-8			
7.07	7.07	0.000	895368 0.01925	0.19		
-----						
\$ 2	Decachlorobiphenyl		CAS #: 2051-24-3			
24.5	24.5	0.000	894281 0.01933	0.19		
-----						
4	gamma-BHC (Lindane)		CAS #: 58-89-9			
10.5	10.5	0.000	3155400 0.04519	0.45		
-----						
5	Heptachlor		CAS #: 76-44-8			
12.1	12.1	0.000	3344406 0.04904	0.49		
-----						

6/1/05



Data File: E4C6533F.D  
 Report Date: 01-Jun-2005 10:25

CONCENTRATIONS						
RT	EXP RT	DLT RT	ON-COL		FINAL	
			RESPONSE (	ng)	( ug/L)	TARGET RANGE
==	=====	=====	=====	=====	=====	=====
6 Aldrin					CAS #: 309-00-2	
13.1	13.1	0.000	3458160	0.05530	0.55	
-----						
14 Dieldrin					CAS #: 60-57-1	
17.2	17.2	0.000	6567867	0.09901	0.99	
-----						
15 Endrin					CAS #: 72-20-8	
17.9	17.9	0.000	5969248	0.10842	1.1	
-----						
18 4,4'-DDT					CAS #: 50-29-3	
19.3	19.3	0.000	4525925	0.09566	0.96	
-----						

Data File: E4C6533R.D  
Report Date: 01-Jun-2005 10:26

Mitkem Corporation

NYASP Pesticide Quantitation Report

Data file : \\AVOGADRO\ORGANICS\organic\svoa\E4.i\050524R.B\E4C6533R.D  
Lab Smp Id: LCS-18090 Client Smp ID: P4FLCS  
Inj Date : 26-MAY-2005 16:59  
Operator : SRC: LIMS Inst ID: E4.i  
Smp Info : LCS-18090, P4FLCS, 18090, clp.sub,,  
Misc Info :  
Comment :  
Method : \\AVOGADRO\ORGANICS\organic\svoa\E4.i\050524R.B\clp1262-e4r.m  
Meth Date : 27-May-2005 10:42 mtl Quant Type: ESTD  
Cal Date : 05-MAY-2005 00:50 Cal File: E4C6445R.D  
Als bottle: 9 QC Sample: LCS  
Dil Factor: 1.00000  
Integrator: Falcon Compound Sublist: clp.sub  
Subtraction File: \\AVOGADRO\ORGANICS  
Target Version: 4.03 Sample Matrix: WATER  
Processing Host: TARGET7

Concentration Formula:  $\text{Amt} * \text{DF} * \text{Uf} * \text{Vt} / (\text{Vo} * \text{Vi})$

Name	Value	Description
DF	1.000	Dilution Factor
Uf	1.000	Correction factor
Vt	10000.000	Volume of final extract (uL)
Vo	1000.000	Volume of sample extracted (mL)
Vi	1.000	Volume injected (uL)

CONCENTRATIONS						
			ON-COL	FINAL		
RT	EXP RT	DLT RT	RESPONSE ( ng)	( ug/L)	TARGET RANGE	RATIO
==	=====	=====	=====	=====	=====	=====
\$ 1	Tetrachloro-m-xylene		CAS #: 877-09-8			
9.94	9.94	0.000	176031 0.01957	0.20		
-----						
\$ 2	Decachlorobiphenyl		CAS #: 2051-24-3			
28.0	28.0	0.000	130084 0.01932	0.19		
-----						
4	gamma-BHC (Lindane)		CAS #: 58-89-9			
13.9	13.9	0.000	528637 0.04509	0.45		
-----						
5	Heptachlor		CAS #: 76-44-8			
15.5	15.5	0.000	632751 0.05045	0.50		
-----						

6/1/05

Data File: E4C6533R.D  
 Report Date: 01-Jun-2005 10:26

CONCENTRATIONS						
RT	EXP RT	DLT RT	ON-COL	FINAL	TARGET RANGE	RATIO
==	=====	=====	RESPONSE ( ng)	( ug/L)	=====	=====
6 Aldrin			CAS #: 309-00-2			
16.5	16.5	0.000	562160 0.05667	0.57		
-----						
14 Dieldrin			CAS #: 60-57-1			
20.7	20.7	0.000	1175244 0.11419	1.1		
-----						
15 Endrin			CAS #: 72-20-8			
21.5	21.5	0.000	966337 0.12247	1.2		(R)
-----						
18 4,4'-DDT			CAS #: 50-29-3			
22.8	22.8	0.000	714042 0.10225	1.0		
-----						

#### QC Flag Legend

R - Spike/Surrogate failed recovery limits.

1E  
PESTICIDE ORGANICS ANALYSIS DATA SHEET

EPA SAMPLE NO.

P4FLCSD

Lab Name: MITKEM CORPORATION Contract: \_\_\_\_\_

Lab Code: MITKEM Case No.: \_\_\_\_\_ SAS No.: \_\_\_\_\_ SDG No.: D0529

Matrix: (soil/water) WATER Lab Sample ID: LCSD-18090

Sample wt/vol: 1000 (g/mL) ML Lab File ID: E4C6534F

% Moisture: \_\_\_\_\_ Decanted: (Y/N) \_\_\_\_\_ Date Received: \_\_\_\_\_

Extraction: (Type) SEPF Date Extracted: 05/12/05

Concentrated Extract Volume: 10000 (uL) Date Analyzed: 05/26/05

Injection Volume: 1.0 (uL) Dilution Factor: 1.0

GPC Cleanup: (Y/N) N pH: \_\_\_\_\_ Sulfur Cleanup: (Y/N) Y

CONCENTRATION UNITS:  
(ug/L or ug/Kg) UG/L Q

CAS NO.	COMPOUND		
319-84-6	alpha-BHC	0.050	U
319-85-7	beta-BHC	0.050	U
319-86-8	delta-BHC	0.050	U
58-89-9	gamma-BHC (Lindane)	0.43	
76-44-8	Heptachlor	0.47	
309-00-2	Aldrin	0.53	
1024-57-3	Heptachlor epoxide	0.050	U
959-98-8	Endosulfan I	0.050	U
60-57-1	Dieldrin	0.96	
72-55-9	4,4'-DDE	0.10	U
72-20-8	Endrin	1.0	
33213-65-9	Endosulfan II	0.10	U
72-54-8	4,4'-DDD	0.10	U
1031-07-8	Endosulfan sulfate	0.10	U
50-29-3	4,4'-DDT	0.91	
72-43-5	Methoxychlor	0.50	U
53494-70-5	Endrin ketone	0.10	U
7421-93-4	Endrin aldehyde	0.10	U
5103-71-9	alpha-Chlordane	0.050	U
5103-74-2	gamma-Chlordane	0.050	U
8001-35-2	Toxaphene	5.0	U
12674-11-2	Aroclor-1016	1.0	U
11104-28-2	Aroclor-1221	2.0	U
11141-16-5	Aroclor-1232	1.0	U
53469-21-9	Aroclor-1242	1.0	U
12672-29-6	Aroclor-1248	1.0	U
11097-69-1	Aroclor-1254	1.0	U
11096-82-5	Aroclor-1260	1.0	U

Data File: \\AVOCADRO\ORGANICS\organic\svoa\E4.i\050524F.B\E4C6534F.D

Date : 26-MAY-2005 17:35

Client ID: P4FLCSD

Sample Info: LCSD-18090,P4FLCS,18090,olp.sub,,

Volume Injected (uL): 1.0


Column phase: CLPPest

Instrument: E4.i

Operator: SRC: LIMS

Column diameter: 0.53

\\AVOCADRO\ORGANICS\organic\svoa\E4.i\050524F.B\E4C6534F.D



Data File: \\AVOCADRO\ORGANICS\organic\svoa\E4.1\050524R.B\E4C6534R.D

Date : 26-MAY-2005 17:35

Client ID: P4FLCSD

Sample Info: LCSD-18090,P4FLCS,18090,clp.sub,,

Volume Injected (uL): 1.0

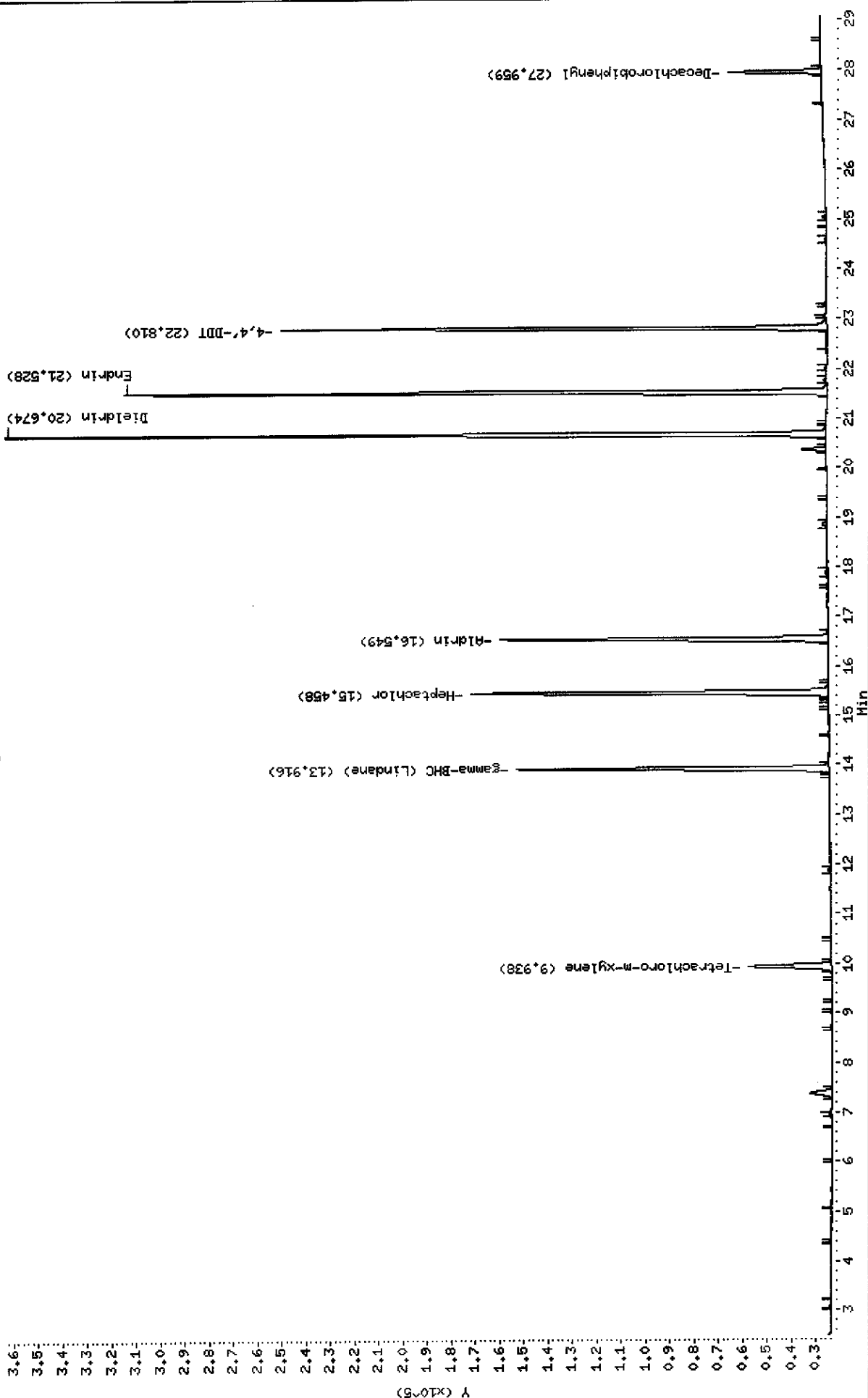
Column phase: CLPPESTII

Instrument: E4.1

Operator: SRC; LIMS

Column diameter: 0.53

\\AVOCADRO\ORGANICS\organic\svoa\E4.1\050524R.B\E4C6534R.D



Data File: E4C6534F.D  
Report Date: 01-Jun-2005 10:25

Mitkem Corporation

NYASP Pesticide Quantitation Report

Data file : \\AVOGADRO\ORGANICS\organic\svoa\E4.i\050524F.B\E4C6534F.D  
Lab Smp Id: LCSD-18090 Client Smp ID: P4FLCSD  
Inj Date : 26-MAY-2005 17:35  
Operator : SRC: LIMS Inst ID: E4.i  
Smp Info : LCSD-18090,P4FLCS,18090,clp.sub,,  
Misc Info :  
Comment :  
Method : \\AVOGADRO\ORGANICS\organic\svoa\E4.i\050524F.B\clp-1262e4f.m  
Meth Date : 27-May-2005 10:50 mtl Quant Type: ESTD  
Cal Date : 05-MAY-2005 00:50 Cal File: E4C6445F.D  
Als bottle: 10 QC Sample: LCSD  
Dil Factor: 1.00000  
Integrator: Falcon Compound Sublist: clp.sub  
Subtraction File: \\AVOGADRO\ORGANICS  
Target Version: 4.03 Sample Matrix: WATER  
Processing Host: TARGET7

Concentration Formula:  $\text{Amt} * \text{DF} * \text{Uf} * \text{Vt} / (\text{Vo} * \text{Vi})$

Name	Value	Description
DF	1.000	Dilution Factor
Uf	1.000	Correction factor
Vt	10000.000	Volume of final extract (uL)
Vo	1000.000	Volume of sample extracted (mL)
Vi	1.000	Volume injected (uL)

CONCENTRATIONS						
			ON-COL	FINAL		
RT	EXP RT	DLT RT	RESPONSE ( ng)	( ug/L)	TARGET RANGE	RATIO
==	=====	=====	=====	=====	=====	=====
<hr/>						
\$ 1	Tetrachloro-m-xylene		CAS #: 877-09-8			
7.07	7.07	0.000	880903 0.01894	0.19		
<hr/>						
\$ 2	Decachlorobiphenyl		CAS #: 2051-24-3			
24.5	24.5	0.000	878771 0.01899	0.19		
<hr/>						
4	gamma-BHC (Lindane)		CAS #: 58-89-9			
10.5	10.5	0.000	3007858 0.04308	0.43		
<hr/>						
5	Heptachlor		CAS #: 76-44-8			
12.1	12.1	0.000	3174714 0.04655	0.47		
<hr/>						

b1/c

Data File: E4C6534F.D  
 Report Date: 01-Jun-2005 10:25

CONCENTRATIONS						
RT	EXP RT	DLT RT	ON-COL		FINAL	
			RESPONSE (	ng)	( ug/L)	TARGET RANGE
==	=====	=====	=====	=====	=====	=====
6 Aldrin					CAS #: 309-00-2	
13.1	13.1	0.000	3288142	0.05258	0.53	
-----						
14 Dieldrin					CAS #: 60-57-1	
17.2	17.2	0.000	6340619	0.09558	0.96	
-----						
15 Endrin					CAS #: 72-20-8	
17.9	17.9	0.000	5767398	0.10475	1.0	
-----						
18 4,4'-DDT					CAS #: 50-29-3	
19.3	19.3	0.000	4325278	0.09142	0.91	
-----						



Data File: E4C6534R.D  
Report Date: 01-Jun-2005 10:26

Mitkem Corporation

NYASP Pesticide Quantitation Report

Data file : \\AVOGADRO\ORGANICS\organic\svoa\E4.i\050524R.B\E4C6534R.D  
Lab Smp Id: LCSD-18090 Client Smp ID: P4FLCSD  
Inj Date : 26-MAY-2005 17:35  
Operator : SRC: LIMS Inst ID: E4.i  
Smp Info : LCSD-18090,P4FLCS,18090,clp.sub,,  
Misc Info :  
Comment :  
Method : \\AVOGADRO\ORGANICS\organic\svoa\E4.i\050524R.B\clp1262-e4r.m  
Meth Date : 27-May-2005 10:42 mtl Quant Type: ESTD  
Cal Date : 05-MAY-2005 00:50 Cal File: E4C6445R.D  
Als bottle: 10 QC Sample: LCSD  
Dil Factor: 1.00000  
Integrator: Falcon Compound Sublist: clp.sub  
Subtraction File: \\AVOGADRO\ORGANICS  
Target Version: 4.03 Sample Matrix: WATER  
Processing Host: TARGET7

Concentration Formula:  $\text{Amt} * \text{DF} * \text{Uf} * \text{Vt} / (\text{Vo} * \text{Vi})$

Name	Value	Description
DF	1.000	Dilution Factor
Uf	1.000	Correction factor
Vt	10000.000	Volume of final extract (uL)
Vo	1000.000	Volume of sample extracted (mL)
Vi	1.000	Volume injected (uL)

CONCENTRATIONS

RT	EXP RT	DLT RT	ON-COL	FINAL	TARGET RANGE	RATIO
==	=====	=====	RESPONSE ( ng)	( ug/L)	=====	=====
\$ 1						CAS #: 877-09-8
9.94	9.94	0.000	171635 0.01908	0.19		
\$ 2						CAS #: 2051-24-3
28.0	28.0	0.000	128717 0.01912	0.19		
4						CAS #: 58-89-9
13.9	13.9	0.000	500216 0.04266	0.43		
5						CAS #: 76-44-8
15.5	15.5	0.000	598359 0.04771	0.48		

6/1/05

Data File: E4C6534R.D  
 Report Date: 01-Jun-2005 10:26

CONCENTRATIONS						
RT	EXP RT	DLT RT	RESPONSE (	ON-COL ( ng)	FINAL ( ug/L)	TARGET RANGE
=====	=====	=====	=====	=====	=====	=====
6 Aldrin			CAS #: 309-00-2			
16.5	16.5	0.000	526989	0.05313	0.53	
-----						
14 Dieldrin			CAS #: 60-57-1			
20.7	20.7	0.000	1129715	0.10977	1.1	
-----						
15 Endrin			CAS #: 72-20-8			
21.5	21.5	0.000	929270	0.11777	1.2	
-----						
18 4,4'-DDT			CAS #: 50-29-3			
22.8	22.8	0.000	681480	0.09759	0.98	
-----						

1E  
PESTICIDE ORGANICS ANALYSIS DATA SHEET

EPA SAMPLE NO.

B-390MS

Lab Name: MITKEM CORPORATION Contract: \_\_\_\_\_

Lab Code: MITKEM Case No.: \_\_\_\_\_ SAS No.: \_\_\_\_\_ SDG No.: D0529

Matrix: (soil/water) SOIL Lab Sample ID: D0529-01AMS

Sample wt/vol: 30.0 (g/mL) G Lab File ID: E4C6537F

% Moisture: 17 Decanted: (Y/N) N Date Received: 05/07/05

Extraction: (Type) SONC Date Extracted: 05/13/05

Concentrated Extract Volume: 5000 (uL) Date Analyzed: 05/26/05

Injection Volume: 1.0 (uL) Dilution Factor: 1.0

GPC Cleanup: (Y/N) Y pH: 8.4 Sulfur Cleanup: (Y/N) Y

CONCENTRATION UNITS:  
(ug/L or ug/Kg) UG/KG Q

CAS NO. COMPOUND

319-84-6	alpha-BHC	2.0	U
319-85-7	beta-BHC	2.0	U
319-86-8	delta-BHC	2.0	U
58-89-9	gamma-BHC (Lindane)	12	
76-44-8	Heptachlor	13	P
309-00-2	Aldrin	14	
1024-57-3	Heptachlor epoxide	2.0	U
959-98-8	Endosulfan I	2.0	U
60-57-1	Dieldrin	26	
72-55-9	4,4'-DDE	11	
72-20-8	Endrin	29	
33213-65-9	Endosulfan II	4.0	U
72-54-8	4,4'-DDD	27	
1031-07-8	Endosulfan sulfate	4.0	U
50-29-3	4,4'-DDT	26	
72-43-5	Methoxychlor	20	U
53494-70-5	Endrin ketone	4.0	U
7421-93-4	Endrin aldehyde	4.0	U
5103-71-9	alpha-Chlordane	2.0	U
5103-74-2	gamma-Chlordane	2.0	U
8001-35-2	Toxaphene	200	U
12674-11-2	Aroclor-1016	40	U
11104-28-2	Aroclor-1221	81	U
11141-16-5	Aroclor-1232	40	U
53469-21-9	Aroclor-1242	40	U
12672-29-6	Aroclor-1248	40	U
11097-69-1	Aroclor-1254	40	U
11096-82-5	Aroclor-1260	40	U


Data File: \\AVOCADRO\ORGANICS\organic\svoa\E4.i\050524F,BNE4C6537F.D  
 Date : 26-MAY-2005 19:24  
 Client ID: B-390MS  
 Sample Info: D0529-01BHS,,18108,clp.sub,,  
 Volume Injected (uL): 1.0  
 Column phase: CLPPest

Instrument: E4.i

Operator: SRC: LIHS

Column diameter: 0.53

\\AVOCADRO\ORGANICS\organic\svoa\E4.i\050524F,BNE4C6537F.D



Data File: \\AVOGADRO\ORGANICS\organic\svoa\E4.1\050524R.B\E4C6537R.D

Date : 26-MAY-2005 19:24

Client ID: B-390MS

Sample Info: D0529-01BMS,,18108,clp,sub,,

Volume Injected (ul): 1.0


Column phase: CLPPESTII

Instrument: E4.1

Operator: SRC: LIMS

Column diameter: 0.53

\\AVOGADRO\ORGANICS\organic\svoa\E4.1\050524R.B\E4C6537R.D



Data File: E4C6537F.D  
Report Date: 01-Jun-2005 10:25

Mitkem Corporation

NYASP Pesticide Quantitation Report

Data file : \\AVOGADRO\ORGANICS\organic\svoa\E4.i\050524F.B\E4C6537F.D  
Lab Smp Id: D0529-01AMS Client Smp ID: B-390MS  
Inj Date : 26-MAY-2005 19:24  
Operator : SRC: LIMS Inst ID: E4.i  
Smp Info : D0529-01BMS,,18108,clp.sub,,  
Misc Info :  
Comment :  
Method : \\AVOGADRO\ORGANICS\organic\svoa\E4.i\050524F.B\clp-1262e4f.m  
Meth Date : 27-May-2005 10:50 mtl Quant Type: ESTD  
Cal Date : 05-MAY-2005 00:50 Cal File: E4C6445F.D  
Als bottle: 6 QC Sample: MS  
Dil Factor: 1.00000  
Integrator: Falcon Compound Sublist: clp.sub  
Subtraction File: \\AVOGADRO\ORGANICS  
Target Version: 4.03 Sample Matrix: SOIL  
Processing Host: TARGET7

Concentration Formula:  $\text{Amt} * \text{DF} * \text{Uf} * \text{Vt} / (\text{Vi} * \text{Ws} * (100 - \text{M}) / 100)$

Name	Value	Description
DF	1.000	Dilution Factor
Uf	2.000	Correction factor
Vt	5000.000	Volume of final extract (uL) (1000 low, 2
Vi	1.000	Volume injected (uL)
Ws	30.000	Weight of sample extracted (g)
M	17.000	% Moisture

CONCENTRATIONS

RT	EXP RT	DLT RT	ON-COL	FINAL	TARGET RANGE	RATIO
==	=====	=====	RESPONSE ( ng)	(ug/Kg)	=====	=====
\$ 1						CAS #: 877-09-8
7.06	7.07	-0.010	1101311 0.02367	9.5		
\$ 2						CAS #: 2051-24-3
24.5	24.5	0.000	1110304 0.02400	9.6		
4						CAS #: 58-89-9
10.5	10.5	0.000	2016754 0.02888	12		
5						CAS #: 76-44-8
12.1	12.1	0.000	3024510 0.04435	18		

h1/r

Data File: E4C6537F.D  
 Report Date: 01-Jun-2005 10:25

CONCENTRATIONS						
RT	EXP RT	DLT RT	ON-COL	FINAL	TARGET RANGE	RATIO
==	=====	=====	RESPONSE ( ng)	(ug/Kg)	=====	=====
6 Aldrin						
13.1	13.1	0.000	2211774	0.03537	CAS #: 309-00-2	14
-----						
13 4,4'-DDE						
16.6	16.6	0.000	1647048	0.02811	CAS #: 72-55-9	11
-----						
14 Dieldrin						
17.2	17.2	0.000	4339913	0.06542	CAS #: 60-57-1	26
-----						
15 Endrin						
17.9	17.9	0.000	3980395	0.07229	CAS #: 72-20-8	29
-----						
16 4,4'-DDD						
18.5	18.5	0.000	3259262	0.06625	CAS #: 72-54-8	27
-----						
18 4,4'-DDT						
19.3	19.3	0.000	3075022	0.06500	CAS #: 50-29-3	26
-----						

K

Data File: E4C6537R.D  
Report Date: 01-Jun-2005 10:26

Mitkem Corporation

NYASP Pesticide Quantitation Report

Data file : \\AVOGADRO\ORGANICS\organic\svoa\E4.i\050524R.B\E4C6537R.D  
Lab Smp Id: D0529-01AMS Client Smp ID: B-390MS  
Inj Date : 26-MAY-2005 19:24  
Operator : SRC: LIMS Inst ID: E4.i  
Smp Info : D0529-01BMS,,18108,clp.sub,,  
Misc Info :  
Comment :  
Method : \\AVOGADRO\ORGANICS\organic\svoa\E4.i\050524R.B\clp1262-e4r.m  
Meth Date : 27-May-2005 10:42 mtl Quant Type: ESTD  
Cal Date : 05-MAY-2005 00:50 Cal File: E4C6445R.D  
Als bottle: 6 QC Sample: MS  
Dil Factor: 1.00000  
Integrator: Falcon Compound Sublist: clp.sub  
Subtraction File: \\AVOGADRO\ORGANICS  
Target Version: 4.03 Sample Matrix: SOIL  
Processing Host: TARGET7

Concentration Formula:  $\text{Amt} * \text{DF} * \text{Uf} * \text{Vt} / (\text{Vi} * \text{Ws} * (100 - \text{M}) / 100)$

Name	Value	Description
DF	1.000	Dilution Factor
Uf	2.000	Correction factor
Vt	5000.000	Volume of final extract (uL) (1000 low, 2
Vi	1.000	Volume injected (uL)
Ws	30.000	Weight of sample extracted (g)
M	17.000	% Moisture

CONCENTRATIONS

RT	EXP RT	DLT RT	ON-COL	FINAL	TARGET RANGE	RATIO
==	=====	=====	RESPONSE ( ng)	(ug/Kg)	=====	=====
\$ 1	Tetrachloro-m-xylene			CAS #: 877-09-8		
9.94	9.94	0.000	216082 0.02402	9.6		
\$ 2	Decachlorobiphenyl			CAS #: 2051-24-3		
28.0	28.0	0.000	174279 0.02589	10		
4	gamma-BHC (Lindane)			CAS #: 58-89-9		
13.9	13.9	0.000	337394 0.02878	12		
5	Heptachlor			CAS #: 76-44-8		
15.5	15.5	0.000	414915 0.03308	13		

6/1/05



Data File: E4C6537R.D  
 Report Date: 01-Jun-2005 10:26

CONCENTRATIONS						
RT	EXP RT	DLT RT	ON-COL	FINAL	TARGET RANGE	RATIO
==	=====	=====	RESPONSE ( ng)	(ug/Kg)	=====	=====
6 Aldrin						
				CAS #: 309-00-2		
16.5	16.5	0.000	361852	0.03648	15	
-----						
13 4,4'-DDE						
				CAS #: 72-55-9		
20.4	20.4	0.000	264938	0.03060	12	
-----						
14 Dieldrin						
				CAS #: 60-57-1		
20.7	20.7	0.000	763438	0.07418	30	
-----						
15 Endrin						
				CAS #: 72-20-8		
21.5	21.5	0.000	582720	0.07385	30	
-----						
16 4,4'-DDD						
				CAS #: 72-54-8		
22.0	22.0	0.000	486936	0.07623	31	
-----						
18 4,4'-DDT						
				CAS #: 50-29-3		
22.8	22.8	0.000	527767	0.07557	30	
-----						

1E  
PESTICIDE ORGANICS ANALYSIS DATA SHEET

EPA SAMPLE NO.

B-390MSD

Lab Name: MITKEM CORPORATION Contract: \_\_\_\_\_

Lab Code: MITKEM Case No.: \_\_\_\_\_ SAS No.: \_\_\_\_\_ SDG No.: D0529

Matrix: (soil/water) SOIL Lab Sample ID: D0529-01AMSD

Sample wt/vol: 30.0 (g/mL) G Lab File ID: E4C6538F

% Moisture: 17 Decanted: (Y/N) N Date Received: 05/07/05

Extraction: (Type) SONC Date Extracted: 05/13/05

Concentrated Extract Volume: 5000 (uL) Date Analyzed: 05/26/05

Injection Volume: 1.0 (uL) Dilution Factor: 1.0

GPC Cleanup: (Y/N) Y pH: 8.4 Sulfur Cleanup: (Y/N) Y

CONCENTRATION UNITS:  
(ug/L or ug/Kg) UG/KG Q

CAS NO.	COMPOUND		
319-84-6	alpha-BHC	2.0	U
319-85-7	beta-BHC	2.0	U
319-86-8	delta-BHC	2.0	U
58-89-9	gamma-BHC (Lindane)	12	
76-44-8	Heptachlor	13	
309-00-2	Aldrin	14	
1024-57-3	Heptachlor epoxide	2.0	U
959-98-8	Endosulfan I	2.0	U
60-57-1	Dieldrin	26	
72-55-9	4,4'-DDE	9.5	
72-20-8	Endrin	29	
33213-65-9	Endosulfan II	4.0	U
72-54-8	4,4'-DDD	24	
1031-07-8	Endosulfan sulfate	4.0	U
50-29-3	4,4'-DDT	29	
72-43-5	Methoxychlor	7.4	JP
53494-70-5	Endrin ketone	4.0	U
7421-93-4	Endrin aldehyde	4.0	U
5103-71-9	alpha-Chlordane	2.0	U
5103-74-2	gamma-Chlordane	2.0	U
8001-35-2	Toxaphene	200	U
12674-11-2	Aroclor-1016	40	U
11104-28-2	Aroclor-1221	81	U
11141-16-5	Aroclor-1232	40	U
53469-21-9	Aroclor-1242	40	U
12672-29-6	Aroclor-1248	40	U
11097-69-1	Aroclor-1254	40	U
11096-82-5	Aroclor-1260	40	U

Data File: \\AVOCADRO\ORGANICS\organic\svoa\E4.i\050524F,B\E4C6538F.D

Date : 26-MAY-2005 20:00

Client ID: B-390MSD

Sample Info: D0529-01BMSD,,18108,clp.sub,,

Volume Injected (uL): 1.0

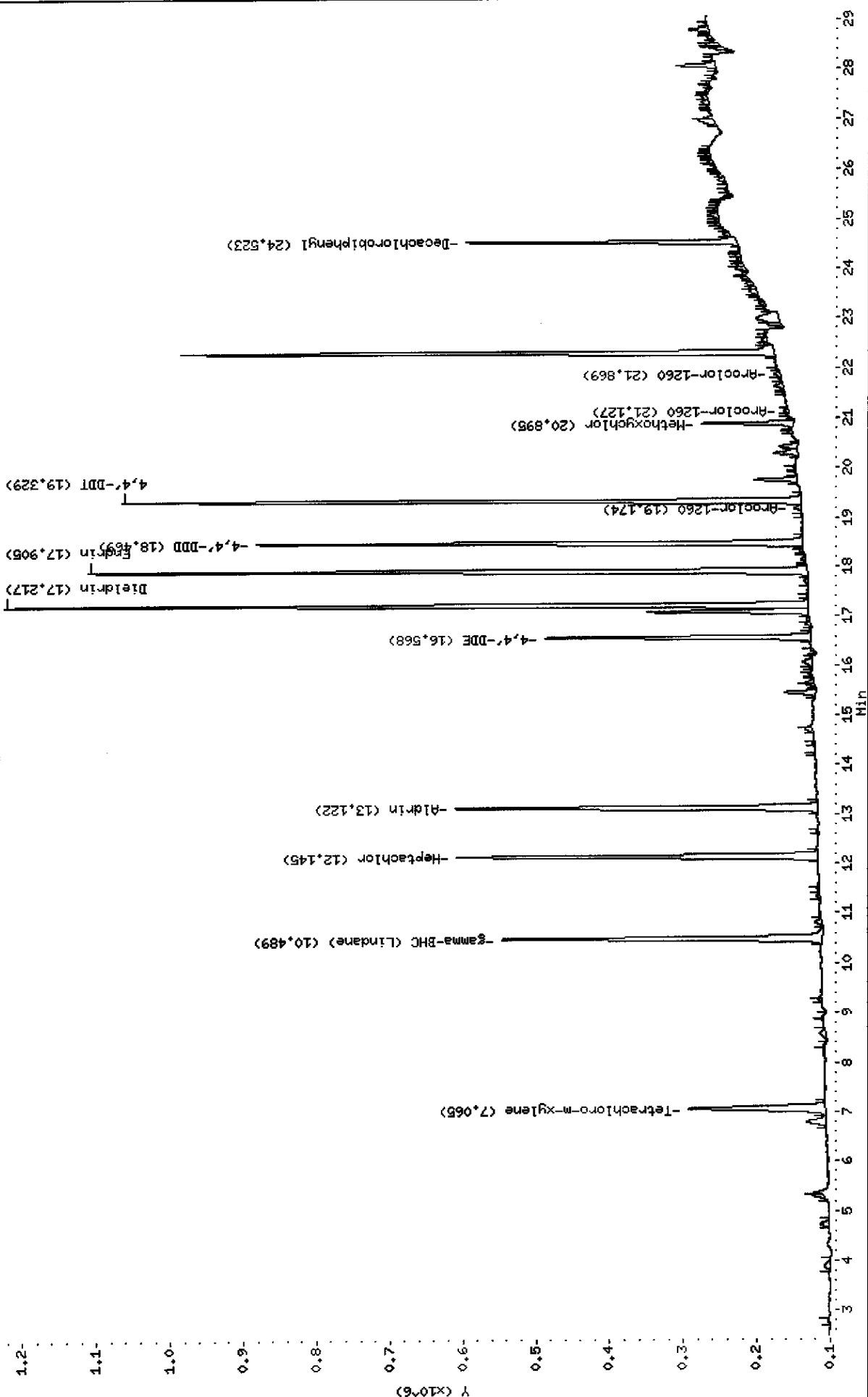
Column phase: CLPest

Instrument: E4.i

Operator: SRC: LIMS

Column diameter: 0.53

\\AVOCADRO\ORGANICS\organic\svoa\E4.i\050524F,B\E4C6538F.D



Data File: \\AVOCADRO\ORGANICS\organic\svoa\E4.i\050524R.B\E4C6538R.D

Date : 26-MAY-2005 20:00

Client ID: B-390MSD

Sample Info: D0529-01BHSD,,18108.clp.sub,,

Volume Injected (uL): 1.0

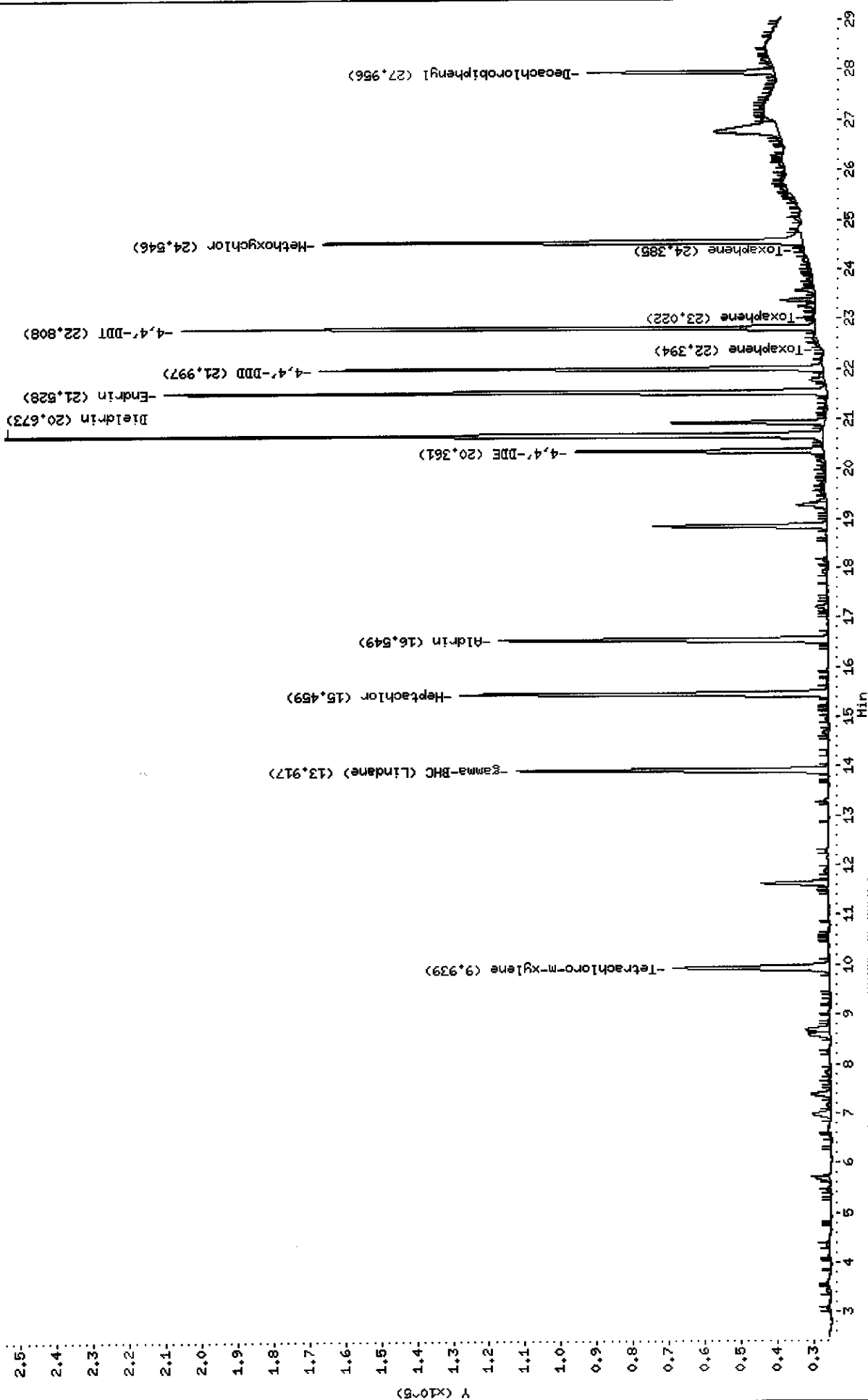
Column phase: CLPPESTII

Instrument: E4.i

Operator: SRC: LIHS

Column diameter: 0.53

\\AVOCADRO\ORGANICS\organic\svoa\E4.i\050524R.B\E4C6538R.D



Data File: E4C6538F.D  
Report Date: 01-Jun-2005 10:25

Mitkem Corporation

NYASP Pesticide Quantitation Report

Data file : \\AVOGADRO\ORGANICS\organic\svoa\E4.i\050524F.B\E4C6538F.D  
Lab Smp Id: D0529-01AMSD Client Smp ID: B-390MSD  
Inj Date : 26-MAY-2005 20:00  
Operator : SRC: LIMS Inst ID: E4.i  
Smp Info : D0529-01BMSD, ,18108, clp.sub, ,  
Misc Info :  
Comment :  
Method : \\AVOGADRO\ORGANICS\organic\svoa\E4.i\050524F.B\clp-1262e4f.m  
Meth Date : 27-May-2005 10:50 mtl Quant Type: ESTD  
Cal Date : 05-MAY-2005 00:50 Cal File: E4C6445F.D  
Als bottle: 7 QC Sample: MSD  
Dil Factor: 1.00000  
Integrator: Falcon Compound Sublist: clp.sub  
Subtraction File: \\AVOGADRO\ORGANICS  
Target Version: 4.03 Sample Matrix: SOIL  
Processing Host: TARGET7

Concentration Formula:  $\text{Amt} * \text{DF} * \text{Uf} * \text{Vt} / (\text{Vi} * \text{Ws} * (100 - \text{M}) / 100)$

Name	Value	Description
DF	1.000	Dilution Factor
Uf	2.000	Correction factor
Vt	5000.000	Volume of final extract (uL) (1000 low, 2
Vi	1.000	Volume injected (uL)
Ws	30.000	Weight of sample extracted (g)
M	17.000	% Moisture

CONCENTRATIONS						
			ON-COL	FINAL		
RT	EXP RT	DLT RT	RESPONSE ( ng)	(ug/Kg)	TARGET RANGE	RATIO
==	=====	=====	=====	=====	=====	=====
\$ 1	Tetrachloro-m-xylene		CAS #: 877-09-8			
7.07	7.07	0.000	1098299 0.02361	9.5		
-----						
\$ 2	Decachlorobiphenyl		CAS #: 2051-24-3			
24.5	24.5	0.000	1167396 0.02523	10		
-----						
4	gamma-BHC (Lindane)		CAS #: 58-89-9			
10.5	10.5	0.000	2027257 0.02903	12		
-----						
5	Heptachlor		CAS #: 76-44-8			
12.1	12.1	0.000	2230011 0.03270	13		
-----						

cl/r

CONCENTRATIONS						
RT	EXP RT	DLT RT	RESPONSE (	ng)	FINAL (ug/Kg)	TARGET RANGE
==	=====	=====	=====	=====	=====	=====
6 Aldrin					CAS #: 309-00-2	
13.1	13.1	0.000	2146122	0.03432	14	
13 4,4'-DDE					CAS #: 72-55-9	
16.6	16.6	0.000	1391225	0.02374	9.5	
14 Dieldrin					CAS #: 60-57-1	
17.2	17.2	0.000	4289536	0.06466	26	
15 Endrin					CAS #: 72-20-8	
17.9	17.9	0.000	3951090	0.07176	29	
16 4,4'-DDD					CAS #: 72-54-8	
18.5	18.5	0.000	2907853	0.05911	24	
18 4,4'-DDT					CAS #: 50-29-3	
19.3	19.3	0.000	3402539	0.07192	29	
21 Methoxychlor					CAS #: 72-43-5	
20.9	20.9	0.000	401785	0.01832	7.4	(a)

#### QC Flag Legend

a - Target compound detected but, quantitated amount  
Below Limit Of Quantitation(BLOQ).

Data File: E4C6538R.D  
Report Date: 01-Jun-2005 10:26

Mitkem Corporation

NYASP Pesticide Quantitation Report

Data file : \\AVOGADRO\ORGANICS\organic\svoa\E4.i\050524R.B\E4C6538R.D  
Lab Smp Id: D0529-01AMSD Client Smp ID: B-390MSD  
Inj Date : 26-MAY-2005 20:00  
Operator : SRC: LIMS Inst ID: E4.i  
Smp Info : D0529-01BMSD, ,18108, clp.sub, ,  
Misc Info :  
Comment :  
Method : \\AVOGADRO\ORGANICS\organic\svoa\E4.i\050524R.B\clp1262-e4r.m  
Meth Date : 27-May-2005 10:42 mtl Quant Type: ESTD  
Cal Date : 05-MAY-2005 00:50 Cal File: E4C6445R.D  
Als bottle: 7 QC Sample: MSD  
Dil Factor: 1.00000  
Integrator: Falcon Compound Sublist: clp.sub  
Subtraction File: \\AVOGADRO\ORGANICS  
Target Version: 4.03 Sample Matrix: SOIL  
Processing Host: TARGET7

Concentration Formula:  $\text{Amt} * \text{DF} * \text{Uf} * \text{Vt} / (\text{Vi} * \text{Ws} * (100 - \text{M}) / 100)$

Name	Value	Description
DF	1.000	Dilution Factor
Uf	2.000	Correction factor
Vt	5000.000	Volume of final extract (uL) (1000 low, 2
Vi	1.000	Volume injected (uL)
Ws	30.000	Weight of sample extracted (g)
M	17.000	% Moisture

CONCENTRATIONS

RT	EXP RT	DLT RT	ON-COL	FINAL	TARGET RANGE	RATIO
==	=====	=====	RESPONSE ( ng)	(ug/Kg)	=====	=====
\$ 1	Tetrachloro-m-xylene			CAS #: 877-09-8		
9.94	9.94	0.000	221067 0.02457	9.9		
\$ 2	Decachlorobiphenyl			CAS #: 2051-24-3		
28.0	28.0	0.000	172328 0.02560	10		
4	gamma-BHC (Lindane)			CAS #: 58-89-9		
13.9	13.9	0.000	337229 0.02876	12		
5	Heptachlor			CAS #: 76-44-8		
15.5	15.5	0.000	416085 0.03317	13		

4/1/05

Data File: E4C6538R.D  
Report Date: 01-Jun-2005 10:26

CONCENTRATIONS						
			ON-COL	FINAL		
RT	EXP RT	DLT RT	RESPONSE (	ng)	(ug/Kg)	TARGET RANGE
==	=====	=====	=====	=====	=====	=====
6 Aldrin			CAS #: 309-00-2			
16.5	16.5	0.000	360774	0.03637	15	
-----						
13 4,4'-DDE			CAS #: 72-55-9			
20.4	20.4	0.000	231146	0.02669	11	
-----						
14 Dieldrin			CAS #: 60-57-1			
20.7	20.7	0.000	768038	0.07463	30	
-----						
15 Endrin			CAS #: 72-20-8			
21.5	21.5	0.000	594356	0.07533	30	
-----						
16 4,4'-DDD			CAS #: 72-54-8			
22.0	22.0	0.000	425418	0.06660	27	
-----						
18 4,4'-DDT			CAS #: 50-29-3			
22.8	22.8	0.000	522384	0.07480	30	
-----						
21 Methoxychlor			CAS #: 72-43-5			
24.5	24.6	-0.100	493692	0.14525	58	
-----						



COLUMN ID: S

8690  
Position #

Date

5-19-05

4

5-19-05

5

6

7

8

9

10

11

12

13

14

15

16

17

18

19

20

21

22

23

Acceptance Criteria: C

Logbook ID 50.01 7.1

re

GPC 1 05/05/19 UV 1  
SWOA Dump 20.00  
Collect 25.00  
Wash 10.00  
Rest Pump 24.00  
Collect 18.00  
Wash 10.00

TRACE BEGIN

0 01 02 03 04 05 06 07 08 09 10 11 12 13 14 15 16 17 18 19 20 21 22 23

Methoxychlor

Relhp

Cocn Oil

Tenylene

Sulfur

Resolution  
96%

0.54

2700

2000

ents

TION VOLUME: 5ml

Rate: 5.09 ml/min

PRINTED IN U.S.A.

Data File: \\AVOCADRO\ORGANICS\organic\svoa\E4.1\050524F.B\E4C6529F.D

Date : 26-MAY-2005 14:34

Client ID: GPC0519-PMS1

Sample Info: GPC0519-PMS1,,,gpc.sub,gpc.spk,

Volume Injected (uL): 1.0


Column phase: CLPrest

Instrument: E4.1

Operator: SRC:

Column diameter: 0.53

\\AVOCADRO\ORGANICS\organic\svoa\E4.1\050524F.B\E4C6529F.D



Data File: E4C6529F.D  
Report Date: 27-May-2005 14:56

Mitkem Corporation

NYASP Pesticide Quantitation Report

Data file : \\AVOGADRO\ORGANICS\organic\svoa\E4.i\050524F.B\E4C6529F.D  
Lab Smp Id: GPC0519-PMS1 Client Smp ID: GPC0519-PMS1  
Inj Date : 26-MAY-2005 14:34  
Operator : SRC: Inst ID: E4.i  
Smp Info : GPC0519-PMS1,,,gpc.sub,gpc.spk,  
Misc Info :  
Comment :  
Method : \\AVOGADRO\ORGANICS\organic\svoa\E4.i\050524F.B\clp-1262e4f.m  
Meth Date : 27-May-2005 10:50 mtl Quant Type: ESTD  
Cal Date : 05-MAY-2005 00:50 Cal File: E4C6445F.D  
Als bottle: 15 QC Sample: GPCCAL  
Dil Factor: 1.00000  
Integrator: Falcon Compound Sublist: gpc.sub  
Subtraction File: \\AVOGADRO\ORGANICS  
Target Version: 4.03 Sample Matrix: WATER  
Processing Host: TARGET7

Concentration Formula:  $\text{Amt} * \text{DF} * \text{Uf} * \text{Vt} / (\text{Vo} * \text{Vi})$

Name	Value	Description
DF	1.000	Dilution Factor
Uf	1.000	Correction factor
Vt	1000.000	Volume of final extract (uL)
Vo	1000.000	Volume of sample extracted (mL)
Vi	1.000	Volume injected (uL)

CONCENTRATIONS						
			ON-COL	FINAL		
RT	EXP RT	DLT RT	RESPONSE ( ng)	( ug/L)	TARGET RANGE	RATIO
==	=====	=====	=====	=====	=====	=====
4 gamma-BHC (Lindane) CAS #: 58-89-9						
10.5	10.5	0.000	3036472 0.04349	0.043		
5 Heptachlor CAS #: 76-44-8						
12.2	12.1	0.100	2949717 0.04325	0.043		
6 Aldrin CAS #: 309-00-2						
13.1	13.1	0.000	2909000 0.04652	0.047		
14 Dieldrin CAS #: 60-57-1						
17.2	17.2	0.000	5965590 0.08993	0.090		

5/24/05

Data File: E4C6529F.D  
 Report Date: 27-May-2005 14:56

CONCENTRATIONS						
			ON-COL		FINAL	
RT	EXP RT	DLT RT	RESPONSE (	ng)	( ug/L)	TARGET RANGE RATIO
==	=====	=====	=====	=====	=====	=====
15 Endrin					CAS #: 72-20-8	
17.9	17.9	0.000	5368999	0.09751	0.098	
-----						
18 4,4'-DDT					CAS #: 50-29-3	
19.3	19.3	0.000	4275177	0.09036	0.090	
-----						

Data File: \\AVOCADRO\ORGANICS\organic\svoa\E4.i\050524F.BNE4C6531F.D

Date : 26-MAY-2005 15:47

Client ID:

Instrument: E4.i

Sample Info: GPC0519-AROC1, , , , ,

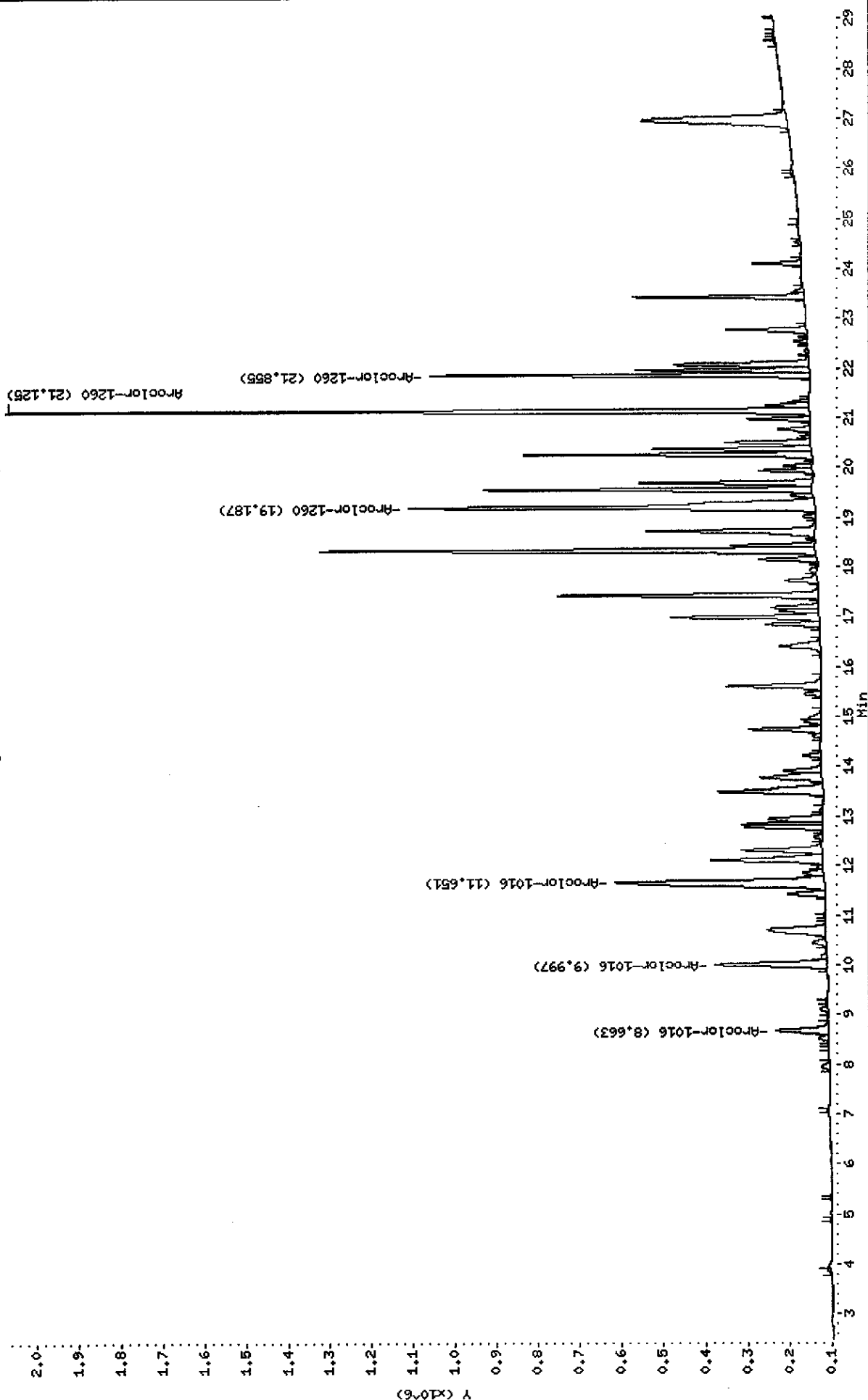
Volume Injected (uL): 1.0

Operator: SRC:

Column phase: CLPPest

Column diameter: 0.53

\\AVOCADRO\ORGANICS\organic\svoa\E4.i\050524F.BNE4C6531F.D



Data File: E4C6531F.D  
Report Date: 27-May-2005 14:56

Mitkem Corporation

NYASP Pesticide Quantitation Report

Data file : \\AVOGADRO\ORGANICS\organic\svoa\E4.i\050524F.B\E4C6531F.D  
Lab Smp Id: GPC0519-AROC1  
Inj Date : 26-MAY-2005 15:47  
Operator : SRC: Inst ID: E4.i  
Smp Info : GPC0519-AROC1,,,,,  
Misc Info :  
Comment :  
Method : \\AVOGADRO\ORGANICS\organic\svoa\E4.i\050524F.B\clp-1262e4f.m  
Meth Date : 27-May-2005 10:50 mtl Quant Type: ESTD  
Cal Date : 05-MAY-2005 00:50 Cal File: E4C6445F.D  
Als bottle: 17  
Dil Factor: 1.00000  
Integrator: Falcon Compound Sublist: ar1660.sub  
Subtraction File: \\AVOGADRO\ORGANICS  
Target Version: 4.03 Sample Matrix: WATER  
Processing Host: TARGET4

Concentration Formula:  $\text{Amt} * \text{DF} * \text{Uf} * \text{Vt} / (\text{Vo} * \text{Vi})$

Name	Value	Description
DF	1.000	Dilution Factor
Uf	1.000	Correction factor
Vt	10000.000	Volume of final extract (uL)
Vo	1000.000	Volume of sample extracted (mL)
Vi	1.000	Volume injected (uL)

CONCENTRATIONS						
		ON-COL	FINAL			
RT	EXP RT	DLT RT	RESPONSE ( ng)	( ug/L)	TARGET RANGE	RATIO
==	=====	=====	=====	=====	=====	=====
23 Aroclor-1016			CAS #: 12674-11-2			
8.66	8.67	-0.010	750714	1.14177	11 80.00- 120.00	100.00
10.0	10.0	0.000	1574455	1.05551	11 206.87- 246.87	209.73
11.7	11.7	0.000	3757424	1.21462	12 450.49- 490.49	500.51
Average of Peak Concentrations =			11			

29 Aroclor-1260			CAS #: 11096-82-5			
19.2	19.2	0.000	5469645	1.12472	11 80.00- 120.00	100.00
21.1	21.1	0.000	6833523	1.18660	12 98.42- 138.42	124.94
21.9	21.9	0.000	3176203	1.15797	12 36.40- 76.40	58.07
Average of Peak Concentrations =			12			

5/27/05

Data File: \\AVOCARDRO\ORGANICS\organic\svoa\E4.i\050524F,B\E4C6530F.D

Date : 26-MAY-2005 15:10

Client ID:

Instrument: E4.i

Sample Info: CPC0819-PB1,,,,,

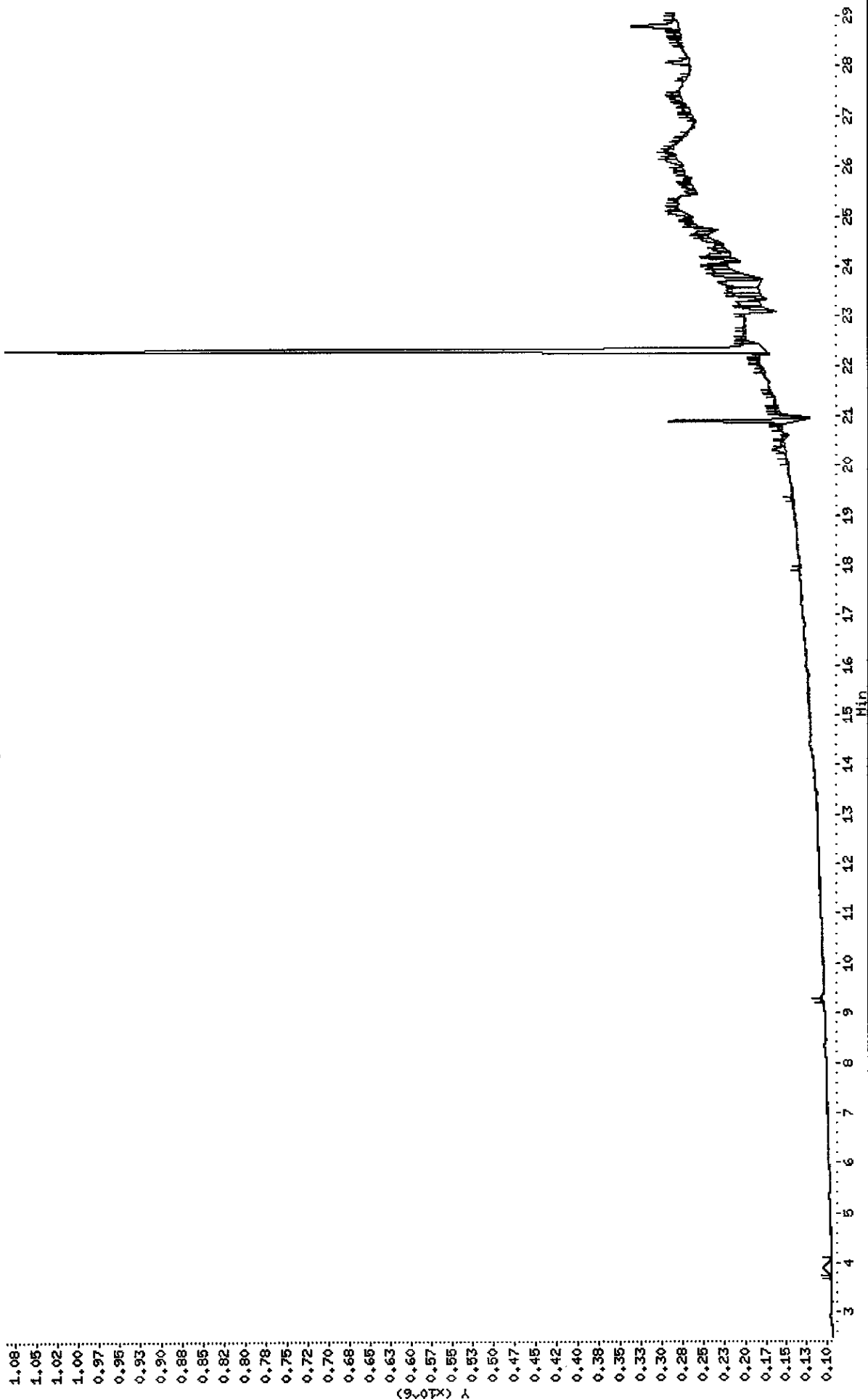
Volume Injected (uL): 1.0

Operator: SRC:

Column phase: CLPPest

Column diameter: 0.53

\\AVOCARDRO\ORGANICS\organic\svoa\E4.i\050524F,B\E4C6530F.D



Data File: E4C6530F.D  
Report Date: 27-May-2005 14:56

Mitkem Corporation

NYASP Pesticide Quantitation Report

Data file : \\AVOGADRO\ORGANICS\organic\svoa\E4.i\050524F.B\E4C6530F.D  
Lab Smp Id: GPC0519-PB1  
Inj Date : 26-MAY-2005 15:10  
Operator : SRC: Inst ID: E4.i  
Smp Info : GPC0519-PB1,,,,,  
Misc Info :  
Comment :  
Method : \\AVOGADRO\ORGANICS\organic\svoa\E4.i\050524F.B\clp-1262e4f.m  
Meth Date : 27-May-2005 10:50 mtl Quant Type: ESTD  
Cal Date : 05-MAY-2005 00:50 Cal File: E4C6445F.D  
Als bottle: 16  
Dil Factor: 1.00000  
Integrator: Falcon Compound Sublist: CLP.sub  
Subtraction File: \\AVOGADRO\ORGANICS  
Target Version: 4.03 Sample Matrix: WATER

Concentration Formula:  $\text{Amt} * \text{DF} * \text{Uf} * \text{Vt} / (\text{Vo} * \text{Vi})$

Name	Value	Description
DF	1.000	Dilution Factor
Uf	1.000	Correction factor
Vt	10000.000	Volume of final extract (uL)
Vo	1000.000	Volume of sample extracted (mL)
Vi	1.000	Volume injected (uL)

CONCENTRATIONS						
			ON-COL	FINAL		
RT	EXP RT	DLT RT	RESPONSE ( ng)	( ug/L)	TARGET RANGE	RATIO
==	=====	=====	=====	=====	=====	=====

5/27/05



Data File: \\AVOCADRO\ORGANICS\organic\svoa\E4.i\050524F,B\E4C6526F.D

Date : 26-MAY-2005 11:52

Client ID: INDAMCH

Sample Info: INDAMCH,INDAMCH,,inda.sub,,

Volume Injected (uL): 1.0


Column phase: CLPPest

Instrument: E4.i

Operator: SRC:

Column diameter: 0.53

\\AVOCADRO\ORGANICS\organic\svoa\E4.i\050524F,B\E4C6526F.D



Data File: \\AVOGADRO\ORGANICS\organic\svoa\E4.i\050524R.B\E4C6526R.D

Date : 26-MAY-2005 11:52

Client ID: INDAMCH

Sample Info: INDAMCH,INDAMCH,,inda.sub,,

Volume Injected (uL): 1.0


Column phase: CLPPESTII

Instrument: E4.i

Operator: SRC:

Column diameter: 0.53

\\AVOGADRO\ORGANICS\organic\svoa\E4.i\050524R.B\E4C6526R.D



Data File: E4C6526F.D  
Report Date: 27-May-2005 14:59

Mitkem Corporation

NYASP Pesticide Quantitation Report

Data file : \\AVOGADRO\ORGANICS\organic\svoa\E4.i\050524F.B\E4C6526F.D  
Lab Smp Id: INDAMCH Client Smp ID: INDAMCH  
Inj Date : 26-MAY-2005 11:52  
Operator : SRC: Inst ID: E4.i  
Smp Info : INDAMCH,INDAMCH,,inda.sub,,  
Misc Info :  
Comment :  
Method : \\AVOGADRO\ORGANICS\organic\svoa\E4.i\050524F.B\clp-1262e4f.m  
Meth Date : 27-May-2005 10:50 mtl Quant Type: ESTD  
Cal Date : 05-MAY-2005 00:50 Cal File: E4C6445F.D  
Als bottle: 12 Continuing Calibration Sample  
Dil Factor: 1.00000  
Integrator: Falcon Compound Sublist: inda.sub  
Subtraction File: \\AVOGADRO\ORGANICS  
Target Version: 4.03 Sample Matrix: WATER  
Processing Host: TARGET4

Concentration Formula:  $\text{Amt} * \text{DF} * \text{Uf} * \text{Vt} / (\text{Vo} * \text{Vi})$

Name	Value	Description
DF	1.000	Dilution Factor
Uf	1.000	Correction factor
Vt	10000.000	Volume of final extract (uL)
Vo	1000.000	Volume of sample extracted (mL)
Vi	1.000	Volume injected (uL)

AMOUNTS						
			CAL-AMT	ON-COL		
RT	EXP RT	DLT RT	RESPONSE ( ng)	( ng)	TARGET RANGE	RATIO
==	=====	=====	=====	=====	=====	=====
\$ 1	Tetrachloro-m-xylene		CAS #: 877-09-8			
7.06	7.07	-0.010	946209 0.02000	0.020		(a)
-----						
3	alpha-BHC		CAS #: 319-84-6			
9.30	9.30	0.000	1557291 0.02000	0.021		(a)
-----						
4	gamma-BHC (Lindane)		CAS #: 58-89-9			
10.5	10.5	0.000	1422895 0.02000	0.020		(a)
-----						
5	Heptachlor		CAS #: 76-44-8			
12.1	12.1	0.000	1367708 0.02000	0.020		(a)
-----						

5/27/05

AMOUNTS						
RT	EXP RT	DLT RT	CAL-AMT	ON-COL	TARGET RANGE	RATIO
==	=====	=====	RESPONSE ( ng)	( ng)	=====	=====
10 Endosulfan I CAS #: 959-98-8						
16.4	16.4	0.000	1285475 0.02000	0.022		(a)
-----						
14 Dieldrin CAS #: 60-57-1						
17.2	17.2	0.000	2761260 0.04000	0.042		(a)
-----						
15 Endrin CAS #: 72-20-8						
17.9	17.9	0.000	2242440 0.04000	0.041		(a)
-----						
16 4,4'-DDD CAS #: 72-54-8						
18.5	18.5	0.000	2007791 0.04000	0.041		(a)
-----						
18 4,4'-DDT CAS #: 50-29-3						
19.3	19.3	0.000	1847503 0.04000	0.039		(a)
-----						
21 Methoxychlor CAS #: 72-43-5						
20.9	20.9	0.000	4150958 0.20000	0.19		(a)
-----						
\$ 2 Decachlorobiphenyl CAS #: 2051-24-3						
24.5	24.5	0.000	1916405 0.04000	0.041		(a)
-----						

#### QC Flag Legend

a - Target compound detected but, quantitated amount  
Below Limit Of Quantitation(BLOQ).

Data File: E4C6526R.D  
Report Date: 27-May-2005 14:59

Mitkem Corporation

NYASP Pesticide Quantitation Report

Data file : \\AVOGADRO\ORGANICS\organic\svoa\E4.i\050524R.B\E4C6526R.D  
Lab Smp Id: INDAMCH Client Smp ID: INDAMCH  
Inj Date : 26-MAY-2005 11:52  
Operator : SRC: Inst ID: E4.i  
Smp Info : INDAMCH,INDAMCH,,inda.sub,,  
Misc Info :  
Comment :  
Method : \\AVOGADRO\ORGANICS\organic\svoa\E4.i\050524R.B\clp1262-e4r.m  
Meth Date : 27-May-2005 10:42 mtl Quant Type: ESTD  
Cal Date : 05-MAY-2005 00:50 Cal File: E4C6445R.D  
Als bottle: 12 Continuing Calibration Sample  
Dil Factor: 1.00000  
Integrator: Falcon Compound Sublist: inda.sub  
Subtraction File: \\AVOGADRO\ORGANICS  
Target Version: 4.03 Sample Matrix: WATER  
Processing Host: TARGET4

Concentration Formula:  $\text{Amt} * \text{DF} * \text{Uf} * \text{Vt} / (\text{Vo} * \text{Vi})$

Name	Value	Description
DF	1.000	Dilution Factor
Uf	1.000	Correction factor
Vt	10000.000	Volume of final extract (uL)
Vo	1000.000	Volume of sample extracted (mL)
Vi	1.000	Volume injected (uL)

AMOUNTS						
		CAL-AMT	ON-COL			
RT	EXP RT	DLT RT	RESPONSE ( ng)	( ng)	TARGET RANGE	RATIO
==	=====	=====	=====	=====	=====	=====
\$ 1 Tetrachloro-m-xylene CAS #: 877-09-8						
9.94	9.94	0.000	183374	0.02000	0.020	(a)
-----						
3 alpha-BHC CAS #: 319-84-6						
12.5	12.5	0.000	258740	0.02000	0.021	(a)
-----						
4 gamma-BHC (Lindane) CAS #: 58-89-9						
13.9	13.9	0.000	236001	0.02000	0.020	(a)
-----						
5 Heptachlor CAS #: 76-44-8						
15.5	15.5	0.000	256654	0.02000	0.020	(a)
-----						

5/27/05

AMOUNTS						
RT	EXP RT	DLT RT	RESPONSE (	CAL-AMT ( ng)	ON-COL ( ng)	TARGET RANGE RATIO
==	=====	=====	=====	=====	=====	=====
10 Endosulfan I			CAS #: 959-98-8			
19.8	19.8	0.000	219402	0.02000	0.022	(a)
-----						
14 Dieldrin			CAS #: 60-57-1			
20.7	20.7	0.000	455991	0.04000	0.044	(a)
-----						
15 Endrin			CAS #: 72-20-8			
21.5	21.5	0.000	337054	0.04000	0.043	(a)
-----						
16 4,4'-DDD			CAS #: 72-54-8			
22.0	22.0	0.000	273293	0.04000	0.043	(a)
-----						
18 4,4'-DDT			CAS #: 50-29-3			
22.8	22.8	0.000	294270	0.04000	0.042	(a)
-----						
21 Methoxychlor			CAS #: 72-43-5			
24.6	24.6	0.000	690471	0.20000	0.20	(a)
-----						
\$ 2 Decachlorobiphenyl			CAS #: 2051-24-3			
28.0	28.0	0.000	275464	0.04000	0.041	(a)
-----						

#### QC Flag Legend

a - Target compound detected but, quantitated amount  
Below Limit Of Quantitation(BLOQ).

Data File: \\AVOGADRO\ORGANICS\organic\svoa\E4.i\050524F.B\E4C6528F.D

Date : 26-MAY-2005 13:48

Client ID: INDBHCH

Sample Info: INDBHCH,INDBHCH,,indb.sub,,

Volume Injected (ul): 1.0


Column phase: CLPPest

Instrument: E4.i

Operator: SRC:

Column diameter: 0.53

\\AVOGADRO\ORGANICS\organic\svoa\E4.i\050524F.B\E4C6528F.D



Data File: \\AVOGADRO\ORGANICS\organic\svoa\E4.i\050524R.B\E4C6528R.D

Date : 26-MAY-2005 13:48

Client ID: INDBHCH

Sample Info: INDBHCH,INDBHCH,,indb.sub,,

Volume Injected (ul): 1.0


Column phase: CLPPESTII

Instrument: E4.i

Operator: SRC:

Column diameter: 0.53

\\AVOGADRO\ORGANICS\organic\svoa\E4.i\050524R.B\E4C6528R.D





Data File: E4C6528F.D  
Report Date: 27-May-2005 15:00

Mitkem Corporation

NYASP Pesticide Quantitation Report

Data file : \\AVOGADRO\ORGANICS\organic\svoa\E4.i\050524F.B\E4C6528F.D  
Lab Smp Id: INDBMCH Client Smp ID: INDBMCH  
Inj Date : 26-MAY-2005 13:48  
Operator : SRC: Inst ID: E4.i  
Smp Info : INDBMCH, INDBMCH,, indb.sub,,  
Misc Info : 2,,,1  
Comment :  
Method : \\AVOGADRO\ORGANICS\organic\svoa\E4.i\050524F.B\clp-1262e4f.m  
Meth Date : 27-May-2005 10:50 mtl Quant Type: ESTD  
Cal Date : 05-MAY-2005 00:50 Cal File: E4C6445F.D  
Als bottle: 14 Continuing Calibration Sample  
Dil Factor: 1.00000  
Integrator: Falcon Compound Sublist: indb.sub  
Subtraction File: \\AVOGADRO\ORGANICS  
Target Version: 4.03 Sample Matrix: WATER  
Processing Host: TARGET4

Concentration Formula:  $\text{Amt} * \text{DF} * \text{Uf} * \text{Vt} / (\text{Vo} * \text{Vi})$

Name	Value	Description
DF	1.000	Dilution Factor
Uf	1.000	Correction factor
Vt	10000.000	Volume of final extract (uL)
Vo	1000.000	Volume of sample extracted (mL)
Vi	1.000	Volume injected (uL)

AMOUNTS						
			CAL-AMT	ON-COL		
RT	EXP RT	DLT RT	RESPONSE ( ng)	( ng)	TARGET RANGE	RATIO
==	=====	=====	=====	=====	=====	=====
\$ 1 Tetrachloro-m-xylene CAS #: 877-09-8						
7.08	7.07	0.010	900299 0.02000	0.019		(a)
-----						
6 Aldrin CAS #: 309-00-2						
13.1	13.1	0.000	1316043 0.02000	0.021		(a)
-----						
7 beta-BHC CAS #: 319-85-7						
11.0	10.9	0.100	557060 0.02000	0.022		(a)
-----						
8 delta-BHC CAS #: 319-86-8						
11.5	11.5	0.000	1156014 0.02000	0.020		(a)
-----						

5/27/05

Data File: E4C6528F.D  
Report Date: 27-May-2005 15:00

AMOUNTS						
RT	EXP RT	DLT RT	CAL-AMT	ON-COL	TARGET RANGE	RATIO
==	=====	=====	RESPONSE ( ng)	( ng)	=====	=====
9 Heptachlor epoxide						
15.2	15.2	0.000	1255060 0.02000	0.021	CAS #: 1024-57-3	(a)
-----						
11 gamma-Chlordane						
15.6	15.6	0.000	1317152 0.02000	0.021	CAS #: 5103-74-2	(a)
-----						
12 alpha-Chlordane						
16.1	16.1	0.000	1209191 0.02000	0.021	CAS #: 5103-71-9	(a)
-----						
13 4,4'-DDE						
16.6	16.6	0.000	2380104 0.04000	0.041	CAS #: 72-55-9	(a)
-----						
17 Endosulfan II						
18.7	18.7	0.000	2128229 0.04000	0.041	CAS #: 33213-65-9	(a)
-----						
19 Endrin aldehyde						
20.0	20.0	0.000	1537420 0.04000	0.040	CAS #: 7421-93-4	(a)
-----						
20 Endosulfan sulfate						
21.2	21.2	0.000	1602536 0.04000	0.044	CAS #: 1031-07-8	(a)
-----						
22 Endrin ketone						
21.9	21.9	0.000	1503299 0.04000	0.042	CAS #: 53494-70-5	(a)
-----						
\$ 2 Decachlorobiphenyl						
24.5	24.5	0.000	1752213 0.04000	0.038	CAS #: 2051-24-3	(a)
-----						

#### QC Flag Legend

a - Target compound detected but, quantitated amount  
Below Limit Of Quantitation(BLOQ).

Data File: E4C6528R.D  
Report Date: 27-May-2005 14:59

Mitkem Corporation

NYASP Pesticide Quantitation Report

Data file : \\AVOGADRO\ORGANICS\organic\svoa\E4.i\050524R.B\E4C6528R.D  
Lab Smp Id: INDBMCH Client Smp ID: INDBMCH  
Inj Date : 26-MAY-2005 13:48  
Operator : SRC: Inst ID: E4.i  
Smp Info : INDBMCH, INDBMCH,, indb.sub,,  
Misc Info : 2,,,1  
Comment :  
Method : \\AVOGADRO\ORGANICS\organic\svoa\E4.i\050524R.B\clp1262-e4r.m  
Meth Date : 27-May-2005 10:42 mtl Quant Type: ESTD  
Cal Date : 05-MAY-2005 00:50 Cal File: E4C6445R.D  
Als bottle: 14 Continuing Calibration Sample  
Dil Factor: 1.00000  
Integrator: Falcon Compound Sublist: indb.sub  
Subtraction File: \\AVOGADRO\ORGANICS  
Target Version: 4.03 Sample Matrix: WATER  
Processing Host: TARGET4

Concentration Formula:  $\text{Amt} * \text{DF} * \text{Uf} * \text{Vt} / (\text{Vo} * \text{Vi})$

Name	Value	Description
DF	1.000	Dilution Factor
Uf	1.000	Correction factor
Vt	10000.000	Volume of final extract (uL)
Vo	1000.000	Volume of sample extracted (mL)
Vi	1.000	Volume injected (uL)

AMOUNTS						
			CAL-AMT	ON-COL		
RT	EXP RT	DLT RT	RESPONSE ( ng)	( ng)	TARGET RANGE	RATIO
==	=====	=====	=====	=====	=====	=====
-----						
\$ 1	Tetrachloro-m-xylene		CAS #: 877-09-8			
9.94	9.94	0.000	170240 0.02000	0.019		(a)
-----						
6	Aldrin		CAS #: 309-00-2			
16.5	16.5	0.000	206969 0.02000	0.021		(a)
-----						
7	beta-BHC		CAS #: 319-85-7			
14.3	14.3	0.000	106635 0.02000	0.020		(a)
-----						
8	delta-BHC		CAS #: 319-86-8			
15.4	15.4	0.000	201474 0.02000	0.020		(a)
-----						

5/12/05

Data File: E4C6528R.D  
Report Date: 27-May-2005 14:59

AMOUNTS						
RT	EXP RT	DLT RT	CAL-AMT	ON-COL	TARGET RANGE	RATIO
==	=====	=====	RESPONSE ( ng)	( ng)	=====	=====
9 Heptachlor epoxide						
18.6	18.6	0.000	209125 0.02000	0.021	CAS #: 1024-57-3	(a)
-----						
11 gamma-Chlordane						
19.2	19.2	0.000	213361 0.02000	0.021	CAS #: 5103-74-2	(a)
-----						
12 alpha-Chlordane						
19.7	19.7	0.000	204677 0.02000	0.021	CAS #: 5103-71-9	(a)
-----						
13 4,4'-DDE						
20.4	20.4	0.000	376644 0.04000	0.043	CAS #: 72-55-9	(a)
-----						
17 Endosulfan II						
22.1	22.1	0.000	305326 0.04000	0.042	CAS #: 33213-65-9	(a)
-----						
19 Endrin aldehyde						
23.0	23.0	0.000	221683 0.04000	0.041	CAS #: 7421-93-4	(a)
-----						
20 Endosulfan sulfate						
23.8	23.7	0.100	219459 0.04000	0.050	CAS #: 1031-07-8	(a)
-----						
22 Endrin ketone						
25.0	25.0	0.000	198457 0.04000	0.048	CAS #: 53494-70-5	(a)
-----						
\$ 2 Decachlorobiphenyl						
28.0	28.0	0.000	254538 0.04000	0.038	CAS #: 2051-24-3	(a)
-----						

QC Flag Legend

a - Target compound detected but, quantitated amount  
Below Limit Of Quantitation(BLOQ).

Data File: \\AVOCADRO\ORGANICS\organic\svoa\FLORISIL\AMFLX-4B\E1E8519F.D

Date : 05-JAN-2005 14:37

Client ID: AMFLX-4B

Sample Info: AMFLX-4B, , , , ,

Volume Injected (uL): 1.0

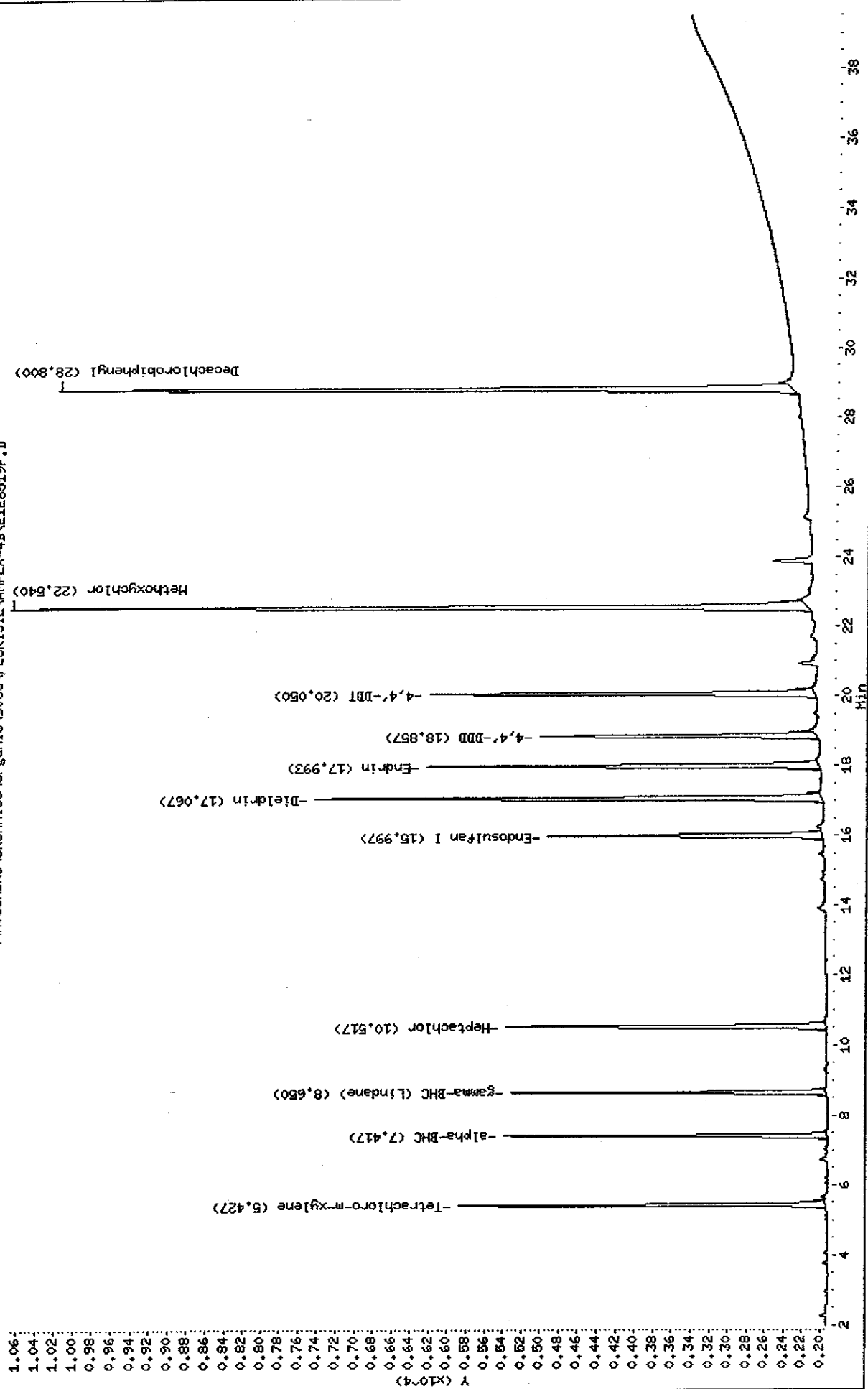
Column phase: CLPestII

Instrument: E4.1

Operator: GHL

Column diameter: 0.53

\\AVOCADRO\ORGANICS\organic\svoa\FLORISIL\AMFLX-4B\E1E8519F.D



Data File: E1E8519F.D  
Report Date: 10-Jan-2005 16:34

Mitkem Corporation

NYASP Pesticide Quantitation Report

Data file : \\AVOGADRO\ORGANICS\organic\svoa\FLORISIL\AMFLX-4B\E1E8519F.D  
Lab Smp Id: AMFLX-4B Client Smp ID: AMFLX-4B  
Inj Date : 05-JAN-2005 14:37  
Operator : GML Inst ID: E4.i  
Smp Info : AMFLX-4B,,,,,  
Misc Info :  
Comment :  
Method : \\AVOGADRO\ORGANICS\organic\svoa\FLORISIL\AMFLX-4B\CLPFLO-F.m  
Meth Date : 05-Jan-2005 18:10 mtl Quant Type: ESTD  
Cal Date : 05-JAN-2005 13:34 Cal File: E1E8518F.D  
Als bottle: 4 QC Sample: FLORISIL  
Dil Factor: 1.00000  
Integrator: Falcon Compound Sublist: florisil.sub  
Subtraction File: \\AVOGADRO\ORGANICS  
Target Version: 4.03 Sample Matrix: WATER  
Processing Host: TARGET9

Concentration Formula:  $\text{Amt} * \text{DF} * \text{Uf} * \text{Vt} / (\text{Vo} * \text{Vi})$

Name	Value	Description
DF	1.000	Dilution Factor
Uf	1.000	Correction factor
Vt	1000.000	Volume of final extract (uL)
Vo	1000.000	Volume of sample extracted (mL)
Vi	1.000	Volume injected (uL)

CONCENTRATIONS						
			ON-COL	FINAL		
RT	EXP RT	DLT RT	RESPONSE (	ng)	( ug/L)	TARGET RANGE
=====			=====	=====	=====	=====
-----						
\$ 1	Tetrachloro-m-xylene		CAS #: 877-09-8			
5.43	5.41	0.020	14633	0.00996	0.0100	
-----						
3	alpha-BHC		CAS #: 319-84-6			
7.42	7.40	0.020	13414	0.00874	0.0087	
-----						
4	gamma-BHC (Lindane)		CAS #: 58-89-9			
8.65	8.63	0.020	13892	0.00897	0.0090	
-----						
5	Heptachlor		CAS #: 76-44-8			
10.5	10.5	0.000	16292	0.00963	0.0096	
-----						

Data File: E1E8519F.D  
Report Date: 10-Jan-2005 16:34

				CONCENTRATIONS			
				ON-COL	FINAL		
RT	EXP RT	DLT RT	RESPONSE (	ng)	( ug/L)	TARGET RANGE	RATIO
==	=====	=====	=====	=====	=====	=====	=====
10 Endosulfan I			CAS #: 959-98-8				
16.0	16.0	0.000	15813	0.00986	0.0099		
-----							
14 Dieldrin			CAS #: 60-57-1				
17.1	17.1	0.000	28471	0.01864	0.019		
-----							
15 Endrin			CAS #: 72-20-8				
18.0	18.0	0.000	22886	0.01945	0.019		
-----							
16 4,4'-DDD			CAS #: 72-54-8				
18.9	18.8	0.100	16716	0.01892	0.019		
-----							
18 4,4'-DDT			CAS #: 50-29-3				
20.1	20.0	0.100	22998	0.01858	0.019		
-----							
21 Methoxychlor			CAS #: 72-43-5				
22.5	22.5	0.000	49775	0.10278	0.10		
-----							
\$ 2 Decachlorobiphenyl			CAS #: 2051-24-3				
28.8	28.8	0.000	48951	0.02165	0.022		
-----							

SZ 01/10/05

Data File: \\AVOCADRO\ORGANICS\organic\svoa\FLORISIL\AMFLX-4B\E1E8518F.D

Date : 05-JAN-2005 13:34

Client ID: 4

Sample Info: 2,4,5-TCP,,,,,

Volume Injected (uL): 1.0


Column phase: CLPestII

Instrument: E4.i

Operator: GHL

Column diameter: 0.53

\\AVOCADRO\ORGANICS\organic\svoa\FLORISIL\AMFLX-4B\E1E8518F.D





Data File: E1E8518F.D  
Report Date: 10-Jan-2005 16:34

Mitkem Corporation

NYASP Pesticide Quantitation Report

Data file : \\AVOGADRO\ORGANICS\organic\svoa\FLORISIL\AMFLX-4B\E1E8518F.D  
Lab Smp Id: 2 Client Smp ID: 4  
Inj Date : 05-JAN-2005 13:34  
Operator : GML Inst ID: E4.i  
Smp Info : 2,4,5-TCP,,,,,  
Misc Info : 2,,,1  
Comment :  
Method : \\AVOGADRO\ORGANICS\organic\svoa\FLORISIL\AMFLX-4B\CLPFLO-F.m  
Meth Date : 05-Jan-2005 18:10 mtl Quant Type: ESTD  
Cal Date : 05-JAN-2005 13:34 Cal File: E1E8518F.D  
Als bottle: 3 Calibration Sample, Level: 1  
Dil Factor: 1.00000  
Integrator: Falcon Compound Sublist: 245TCP.sub  
Target Version: 4.03 Sample Matrix: WATER  
Processing Host: TARGET9

Concentration Formula:  $\text{Amt} * \text{DF} * \text{Uf} * \text{Vt} / (\text{Vo} * \text{Vi})$

Name	Value	Description
DF	1.000	Dilution Factor
Uf	1.000	Correction factor
Vt	10000.000	Volume of final extract (uL)
Vo	1000.000	Volume of sample extracted (mL)
Vi	1.000	Volume injected (uL)

AMOUNTS

RT	EXP RT	DLT RT	CAL-AMT RESPONSE ( ng)	ON-COL ( ng)	TARGET RANGE	RATIO
32	2.75	2.76	1202629	0.10000	0.10	

5201/10/05

Data File: \\AVOCADRO\ORGANICS\organic\svoa\FLORISIL\AMFLX-4B\E1E8816F.D

Date : 05-JAN-2005 12:09

Client ID: INDABH

Sample Info: INDABH,INDABH,,inda.sub

Volume Injected (uL): 1.0


Column phase: ClPestII

Instrument: E4.i

Operator: SRC:

Column diameter: 0.53

\\AVOCADRO\ORGANICS\organic\svoa\FLORISIL\AMFLX-4B\E1E8816F.D



Data File: E1E8516F.D  
Report Date: 10-Jan-2005 16:34

Mitkem Corporation

NYASP Pesticide Quantitation Report

Data file : \\AVOGADRO\ORGANICS\organic\svoa\FLORISIL\AMFLX-4B\E1E8516F.D  
Lab Smp Id: INDABH Client Smp ID: INDABH  
Inj Date : 05-JAN-2005 12:09  
Operator : SRC: Inst ID: E4.i  
Smp Info : INDABH,INDABH,,inda.sub  
Misc Info : 2,,,1  
Comment :  
Method : \\AVOGADRO\ORGANICS\organic\svoa\FLORISIL\AMFLX-4B\CLPFLO-F.m  
Meth Date : 05-Jan-2005 18:10 mtl Quant Type: ESTD  
Cal Date : 05-JAN-2005 13:34 Cal File: E1E8518F.D  
Als bottle: 1 Calibration Sample, Level: 2  
Dil Factor: 1.00000  
Integrator: Falcon Compound Sublist: inda.sub  
Target Version: 4.03 Sample Matrix: WATER  
Processing Host: TARGET9

Concentration Formula:  $\text{Amt} * \text{DF} * \text{Uf} * \text{Vt} / (\text{Vo} * \text{Vi})$

Name	Value	Description
DF	1.000	Dilution Factor
Uf	1.000	Correction factor
Vt	10000.000	Volume of final extract (uL)
Vo	1000.000	Volume of sample extracted (mL)
Vi	1.000	Volume injected (uL)

AMOUNTS

RT	EXP RT	DLT RT	CAL-AMT RESPONSE ( ng)	ON-COL ( ng)	TARGET RANGE	RATIO
\$ 1					CAS #: 877-09-8	
5.40	5.41	-0.010	29385 0.02000	0.020		(a)
3					CAS #: 319-84-6	
7.39	7.40	-0.010	30713 0.02000	0.020		(a)
4					CAS #: 58-89-9	
8.62	8.63	-0.010	30981 0.02000	0.020		(a)
5					CAS #: 76-44-8	
10.5	10.5	0.000	33832 0.02000	0.020		(a)
10					CAS #: 959-98-8	
16.0	16.0	0.000	32091 0.02000	0.020		(a)

Data File: E1E8516F.D  
Report Date: 10-Jan-2005 16:34

AMOUNTS						
RT	EXP RT	DLT RT	RESPONSE (	CAL-AMT ( ng)	ON-COL ( ng)	TARGET RANGE RATIO
==	=====	=====	=====	=====	=====	=====
14 Dieldrin			CAS #: 60-57-1			
17.0	17.1	-0.100	61091	0.04000	0.040	(a)
-----						
15 Endrin			CAS #: 72-20-8			
18.0	18.0	0.000	47077	0.04000	0.040	(a)
-----						
16 4,4'-DDD			CAS #: 72-54-8			
18.8	18.8	0.000	35337	0.04000	0.040	(a)
-----						
18 4,4'-DDT			CAS #: 50-29-3			
20.0	20.0	0.000	49520	0.04000	0.040	(a)
-----						
21 Methoxychlor			CAS #: 72-43-5			
22.5	22.5	0.000	96860	0.20000	0.20	(a)
-----						
\$ 2 Decachlorobiphenyl			CAS #: 2051-24-3			
28.8	28.8	0.000	90434	0.04000	0.040	(a)
-----						

#### QC Flag Legend

a - Target compound detected but, quantitated amount  
Below Limit Of Quantitation(BLOQ).

sz 01/10/05

Data File: \\AVOCADRO\ORGANICS\organic\svoa\FLORISIL\AMFLX-4B\E1E8517F.D

Date : 05-JAN-2005 12:52

Client ID: INDBEH

Sample Info: INDBEH,INDBEH,,indb.sub

Volume Injected (ul): 1.0

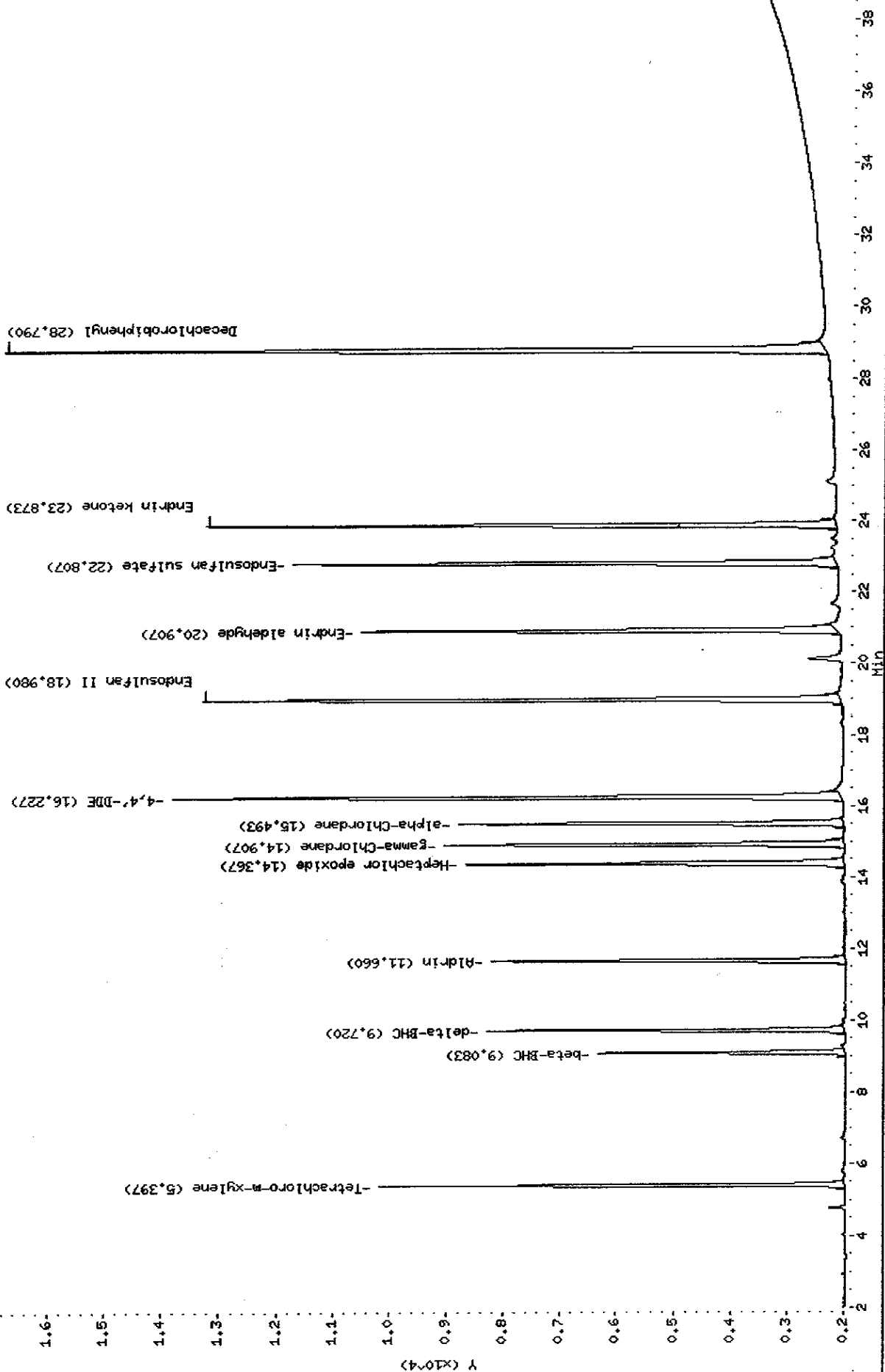
Column phase: CLPestII

Instrument: E4.i

Operator: SRC:

Column diameter: 0.53

\\AVOCADRO\ORGANICS\organic\svoa\FLORISIL\AMFLX-4B\E1E8517F.D



Data File: E1E8517F.D  
Report Date: 10-Jan-2005 16:34

Mitkem Corporation

NYASP Pesticide Quantitation Report

Data file : \\AVOGADRO\ORGANICS\organic\svoa\FLORISIL\AMFLX-4B\E1E8517F.D  
Lab Smp Id: INDBBH Client Smp ID: INDBBH  
Inj Date : 05-JAN-2005 12:52  
Operator : SRC: Inst ID: E4.i  
Smp Info : INDBBH, INDBBH, , indb.sub  
Misc Info : 2, , 1  
Comment :  
Method : \\AVOGADRO\ORGANICS\organic\svoa\FLORISIL\AMFLX-4B\CLPFLO-F.m  
Meth Date : 05-Jan-2005 18:10 mtl Quant Type: ESTD  
Cal Date : 05-JAN-2005 13:34 Cal File: E1E8518F.D  
Als bottle: 2 Calibration Sample, Level: 2  
Dil Factor: 1.00000  
Integrator: Falcon Compound Sublist: indb.sub  
Target Version: 4.03 Sample Matrix: WATER  
Processing Host: TARGET9

Concentration Formula:  $\text{Amt} * \text{DF} * \text{Uf} * \text{Vt} / (\text{Vo} * \text{Vi})$

Name	Value	Description
DF	1.000	Dilution Factor
Uf	1.000	Correction factor
Vt	10000.000	Volume of final extract (uL)
Vo	1000.000	Volume of sample extracted (mL)
Vi	1.000	Volume injected (uL)

AMOUNTS						
RT	EXP RT	DLT RT	CAL-AMT RESPONSE ( ng)	ON-COL ( ng)	TARGET RANGE	RATIO
-----						
\$ 1	Tetrachloro-m-xylene		CAS #: 877-09-8			
5.40	5.41	-0.010	29663 0.02000	0.020		(a)
-----						
6	Aldrin		CAS #: 309-00-2			
11.7	11.7	0.000	29653 0.02000	0.020		(a)
-----						
7	beta-BHC		CAS #: 319-85-7			
9.08	9.08	0.000	18994 0.02000	0.020		(a)
-----						
8	delta-BHC		CAS #: 319-86-8			
9.72	9.72	0.000	26091 0.02000	0.020		(a)
-----						
9	Heptachlor epoxide		CAS #: 1024-57-3			
14.4	14.4	0.000	33866 0.02000	0.020		(a)
-----						

AMOUNTS						
RT	EXP RT	DLT RT	CAL-AMT RESPONSE ( ng)	ON-COL ( ng)	TARGET RANGE	RATIO
==	=====	=====	=====	=====	=====	=====
11 gamma-Chlordane			CAS #: 5103-74-2			
14.9	14.9	0.000	36868 0.02000	0.020		(a)
-----						
12 alpha-Chlordane			CAS #: 5103-71-9			
15.5	15.5	0.000	35259 0.02000	0.020		(a)
-----						
13 4,4'-DDE			CAS #: 72-55-9			
16.2	16.2	0.000	63244 0.04000	0.040		(a)
-----						
17 Endosulfan II			CAS #: 33213-65-9			
19.0	19.0	0.000	60845 0.04000	0.040		(a)
-----						
19 Endrin aldehyde			CAS #: 7421-93-4			
20.9	20.9	0.000	47079 0.04000	0.040		(a)
-----						
20 Endosulfan sulfate			CAS #: 1031-07-8			
22.8	22.8	0.000	52998 0.04000	0.040		(a)
-----						
22 Endrin ketone			CAS #: 53494-70-5			
23.9	23.9	0.000	59703 0.04000	0.040		(a)
-----						
\$ 2 Decachlorobiphenyl			CAS #: 2051-24-3			
28.8	28.8	0.000	91681 0.04000	0.041		(a)
-----						

#### QC Flag Legend

a - Target compound detected but, quantitated amount  
Below Limit Of Quantitation(BLOQ).

5201/10/05

## MITKEM CORPORATION: ORGANIC PREP - CLP Pesticides/PCB

ORGANIC PREP - CLP Pesticides/PCB									
Date	Analysis	Method & SOP #	Spiker:	Witness:	Solvent Lot #	Acid Lot #	Sample Matrix	Project(s)	Florisil Lot #
Blank ID	LCS ID	Analyst:	Matrix Spike Added	pH	KD prior to GPC Date/Analyst	Vol. pre GPC	GPC Date/Analyst	Time Started: 0800	Time Ended:
5-12-05	18090	18090	TS	TS	32502 ml		Aqueous Soil	20529	
18090 MB		Wt/Vol Extracted	Surrogate Added						
18090 MB		1000ml	opw050499	7					
18090		1000ml	↓	7					
18090		1000ml	opw050253	7					
20529	083	1000ml	opw050499	7					
<div style="text-align: center;">5-12-05 TS</div>									

**Comments:**

## Sonicator Tuned?

~~Yes~~ ~~No~~

Water Bath Temp 40°C

Sodium Sulfate Lot #: 002050509 C

Reviewed By: KL 5/1/02

Page #: 0056

Logbook ID 50.0188-09/04

0729



[illegible]

## Sonicator Tuned?

☒ Yes ☐ No

Water Bath Temp 95°C

Sodium Sulfate Lot #: CWP050513B

Logbook ID 50.0188-09/04

0730

Reviewed By: KCL 6/11/00

Page #:

0057

# ***Percent Moisture and Percent Solids Report***

<i><b>Mitkem Sample ID</b></i>	<i><b>Client Sample ID</b></i>	<i><b>Analyzed</b></i>	<i><b>Percent Moisture</b></i>	<i><b>Percent Solids</b></i>	<i><b>Validated</b></i>
<i>D0529-01A</i>	<i>B-3 (9.0')</i>	05/13/2005	17	83	Yes
<i>D0529-02A</i>	<i>B-3 (3.0')</i>	05/13/2005	13	87	Yes

## pH Determination Logbook

[illegible]

4

0732

COLUMN ID: S-X3-A11				DATE CALIBRATED: 5/19/15		INJECTION VOLUME: 5 $\mu$ l
Date	Position #	Project ID	Sample ID	Analysis	Analyst	Comments
5/19/05	1	05-0519	W1	GPC CAL	25	
	2		SB1	GPC CHECK		
	3		PB1			
	4		PMS1			
5/19/15	5	050519	AROC1	GPC CHECK	75	
	6					
	7					
	8					
	9					
	10					
	11					
	12					
	13					
	14					
	15					
	16					
	17					
	18					
	19					
	20					
	21					
	22					
	23					

Logbook ID 50.0187-11/04

Flow Rate: 5.09 ml/min

Acceptance Criteria: Corn oil & phthalate peaks > 85.0% resolution  
 Phthalate & methoxychlor peaks > 85.0% resolution  
 Methoxychlor & perylene peaks > 85.0% resolution  
 Perylene & sulfur peaks: No saturation & > 90.0% baseline resolution

Reviewed by KL 6/1/05

Page #:

040

# MITKEM CORPORATION: INSTRUMENT GPC 1 LOGBOOK

COLUMN ID: <i>5X3A11</i>				DATE CALIBRATED: <i>5/19/05</i>		INJECTION VOLUME: <i>5ml</i>
Date	Position #	Project ID	Sample ID	Analysis	Analyst	Comments
<i>5.21.05</i>	1	<i>MB 18108</i>		<i>OLM Pest</i>	<i>TS</i>	
	2	<i>CLS 18108</i>				
	3	<i>D0523</i>	<i>OIA</i>			
	4	<i>D0529</i>	<i>OIA</i>			
	5		<i>MS OIA</i>			
<i>5.21.05</i>	6	<i>D0529</i>	<i>MSD OIA</i>	<i>OLM Pest</i>	<i>TS</i>	
	7					
	8					
	9					
	10					
	11					
	12					
	13					
	14					
	15					
	16					
	17					
	18					
	19					
	20					
	21					
	22					
	23					

Logbook ID 50.0187-11/04

Flow Rate: *5.09 ml/min*

Acceptance Criteria: Corn oil & phthalate peaks > 85.0% resolution

Phthalate & methoxychlor peaks > 85.0% resolution

Methoxychlor & perylene peaks > 85.0% resolution

Perylene & sulfur peaks: No saturation & > 90.0% baseline resolution

Reviewed by

*KL 6/1/05*

Page #:

*044*

## MITKEM CORPORATION - PEST/PCB RUN LOGBOOK: INSTRUMENT E4

Sequence

E4 05 0504

Method

SOM3X

ICAL Date

05/04/05

Date	Sample ID	Client ID	File Name	Dilution	F	R	Comments	Analyst
05/04/05	PREME		E4C6428-30					SZ
	RESC	CI	RESC CI	31		X	PW 041129 A	
	PEM	CI	PEM CI	32		✓	PW 050504 F	
	AR1660	CI	AR1660CI	33			PW 050117 A	
	AR1221		AR1221CI	34			PW 050309 B	
	AR1232		1232	35			PW 050309 C	
	AR1242		1242	36			PW 050309 D	
	AR1248		1248	37			PW 050309 E	
	AR1254		AR1254	38			PW 050221 B	
	TOXAPH	CI	TOXAPH CI	39			PW 050504 A	
	INDAL		INDAL	40			PW 041116 J	
	INDBL		INDBL	41			PW 050110 E	
	INDAM		INDAM	42		X	PW 050301 B	
05/04/05	INDBM		INDBM	43		X	PW 050110 C	
05/05/05	INDAH		INDAH	44			PW 041116 F	
	INDBH		INDBH	45			PW 050110 A	
	PIBLK	C2	PIBLK C2	46			PW 050504 E	17M
	PEM	C2	PEM C2	47		✓	PW 050504 F	
	MB-17870		PBLK2A	48		✓	PW 050504 G	
	LEB-17870		PHATCS	49		✓		
	D0480-01E		SW-RD1	50		✓		
	↓ - 02C		SW-RD2	51		✓		
	D0480-03C		SW-RD3	52		✓		
	D0485-02B		D14005	53		✓		
			02BMS b1400543	54		✓		
			02BMS b1400543D	55		✓	8 MUC 1/2 peak (MS)	
	↓ 03B		D14006	56		✓		
05/05/05	D0485-04B		D14004	57		✓		SZ

Standard ID's

Comments

Reviewed by SZ 05/16/05

# MITKEM CORPORATION - PEST/PCB RUN LOGBOOK: INSTRUMENT E4

Sequence E4050524 Method SOM 3X ICAL Date 05/04/05

Date	Sample ID	Client ID	File Name	Dilution	F	R	Comments	Analyst
12/05	Premue		E4C 64 99					32
	P1BLK CE	P1BLK CE	E4C 65 00		✓			
	PEM CE	PEM CE		01	✓✓			
	MB-18108			02			Normal	
	LCB-18108			03				
	D0523-01A			04				
	D0529-01A			05				
	↓ -DIANS			06				
	D0524-DIANS			07				
	P1BLK			08				
✓	MB-18090			09				
26/05	LCB-18090			10				
26/05	LCB-18090			11				
	D0524-03B			12				
	P1BLK CF			13				
	P1BLK CF			14				
	INDAM CF			15				
	INDAM CF			16	↑		con failed	
	GPC0524-P61			17				
	PM31			18				
	GPC0524-120E			19				
	P1BLK CG	P1BLK CG		20	✓		5:26	
	PEM CG	PEM CG		21	✓✓			
	MB-18108	PBLK 4E		22	✓			
	LCB-18108	P4ELCB		23	✓			
	D0523-01A	B-190		24	✓			
✓	P1BLK CH	P1BLK CH	✓	25	✓		11:16	✓
1/05	INDAM CH	INDAM CH	E4C 65 26		✓✓			32

Standard ID's

PEM PW050525A  
AM PW050510D  
BM PW050110C

ments

Reviewed by KL 6/1/05

# MITKEM CORPORATION - PEST/PCB RUN LOGBOOK: INSTRUMENT E4

Sequence

E4050524

Method

SEM3X

ICAL Date

05/04/05

Date	Sample ID	Client ID	File Name	Dilution	F	R	Comments	Analyst
5/26/05	IND BM CH		E4C65	27	-	-	do not use	SZ
	IND BM CH	IND BM CH		28	✓	✓		
	BPC 0519-PAI			29	✓		Methoxy LRL ex	
	↓ - PAI			30	✓			
	BPC 0519 ARCI			31	✓			
	MB-18090	BLK 4F		32		✓	carry over? H3 Reur	
	LES-18090	P4FLCS		33		✓		
	LCSD-18090	P4FLCS		34		✓		
	DO529-03B RINSATE2			35		✓		
	↓ - OIB B-390			36		✓		
	↓ - OIBMS B-390MS			37		✓		
	DO529-OIBMS B-390MS			38		✓		
	PIBLK			39				
	PIBLK CI	PIBLK CI		40		✓		
	PEM CI	PEM CI		41	✓	✓		
	PEM CI			42				
	MB-18254			43				
✓	LES-18254			44				
5/27/05	DO583-OIB			45				
	↓ - OIBMS			46				
	↓ - OIBMS			47				
	DO583-03B			48				
	PIBLK CI			49				
	PIBLK CI			50				
✓	INDA CI		✓	51				
5/27/05	IND B CI		E4C65	52		↑	EK, ES ↑ Rea	SZ
					SZ	05/27/05		

Standard ID's

PEM MW 050525 A

PM MW 050510 B

BM MW 050110 C

Comments

Reviewed by KL 6/1/05



# Sample Receiving Logbook

Workorder No. D0529

Client Name: Day

Date Recv'd <u>5/7/05</u>	Sample #s <u>01 - 03</u>	Storage Locations: <u>VMA</u>
Date Recv'd <u>5/7/05</u>	Sample #s <u>01, 03</u>	Storage Locations: <u>C 2, M4</u>
Date Recv'd _____	Sample #s _____	Storage Locations: _____
Date Recv'd _____	Sample #s _____	Storage Locations: _____
Date Recv'd _____	Sample #s _____	Storage Locations: _____
Date Recv'd _____	Sample #s _____	Storage Locations: _____

OUT		IN	
Relinquished By	Received By	Relinquished By	Received By
Date: <u>5/12/05</u> Init: <u>TS</u>	Date: <u>5/12/05</u> Init: <u>SK</u>	Date: <u>5/12/05</u> Init: <u>TS</u>	Date: _____ Init: _____
Samp. #s <u>03B</u>		<u>Empty</u>	
Date: <u>5/12/05</u> Init: _____	Date: _____ Init: _____	Date: _____ Init: _____	Date: _____ Init: _____
Samp. #s			
Date: <u>5-13-05</u> Init: <u>TS</u>	Date: <u>5-13-05</u> Init: <u>SK</u>	Date: <u>5-13-05</u> Init: <u>SK</u>	Date: <u>5-13-05</u> Init: <u>TS</u>
Samp. #s <u>01</u>		<u>01</u>	
Date: <u>5/13/05</u> Init: <u>KB</u>	Date: <u>5/13/05</u> Init: <u>SN</u>	Date: <u>5/13/05</u> Init: <u>MV</u>	Date: <u>5/13/05</u> Init: <u>KB</u>
Samp. #s <u>1, 2</u>		<u>1, 2</u>	
Date: <u>5/16/05</u> Init: <u>MV</u>	Date: <u>5/16/05</u> Init: <u>KB</u>	Date: <u>5/16/05</u> Init: <u>KB</u>	Date: <u>5/16/05</u> Init: <u>SN</u>
Samp. #s <u>03</u>		<u>3</u>	
Date: <u>5/18/05</u> Init: <u>SN</u>	Date: <u>5/18/05</u> Init: <u>KB</u>	Date: <u>5/18/05</u> Init: <u>KB</u>	Date: <u>5/18/05</u> Init: <u>SN</u>
Samp. #s <u>01, 03</u>		<u>1, 3</u>	
Date: <u>5/26/05</u> Init: <u>KB</u>	Date: <u>5/26/05</u> Init: <u>SN</u>	Date: _____ Init: _____	Date: _____ Init: _____
Samp. #s <u>1</u>			
Date: _____ Init: _____	Date: _____ Init: _____	Date: _____ Init: _____	Date: _____ Init: _____
Samp. #s			

Comments: \_\_\_\_\_

Please record analyst's initials, date, and sample #s removed. Add any comments if necessary (broken bottles, empty jars, etc.)

Logbook ID: 30.0287-04/05

Reviewed: KL 6/1/05

## MITKEM CORPORATION EXTRACTS TRANSFER LOGBOOK: PESTICIDES/PCB ANALYSIS

Date Transferred from Prep Lab	Lab ID		Transferred by	Received by	Storage Location	Comments
5/22/05	D0586	02B	TS	SZ	R11	
5/23/05	D0537	10A	SL	SZ	R11	P/B 2nd
5/23/05	MB-18090		KG			
↓	LC5-18090		↓			
↓	LC5D-18090		↓			
5/23/05	D0529	03B	KG			
5/23/05	MB-18087		KG			
	LC5-18087					
	D0521	01A				
		02A				
		03A				
		04A				
		05A				
		06A				
		07A				
		08A				
		09A				
		10A				
		11A				
		12A				
		13A				
		14A				
		15A				
		16A				
		17A				
		18A				
		19A				
		20A				
		MS 20A				
5/23/05	D0521	MSD 20A	KG	SZ	R11	

[illegible]



\* Metals/Cyanide \*

U.S. EPA - CLP

COVER PAGE - INORGANIC ANALYSES DATA PACKAGE

Lab Name: Mitkem Corporation Contract: 3563S-04  
Lab Code: MITKEM Case No. SAS No.: SDG No.: MD0529  
SOW No.: ILM04.1

EPA Sample No.	Lab Sample ID.
<u>B-390</u>	<u>D0529-01</u>
<u>B-390D</u>	<u>D0529-01DUP</u>
<u>B-390S</u>	<u>D0529-01MS</u>
<u>RINSATE2</u>	<u>D0529-03</u>
<u>RINSATE2D</u>	<u>D0529-03DUP</u>
<u>RINSATE2S</u>	<u>D0529-03MS</u>

Were ICP interelement corrections applied? Yes/No YES

Were ICP background corrections applied? Yes/No YES

If yes-were raw data generated before application of background corrections? Yes/No NO

Comments:

\_\_\_\_\_  
\_\_\_\_\_  
\_\_\_\_\_

I certify that this data package is in compliance with the terms and conditions of the contract, both technically and for completeness, for other than the conditions detailed above. Release of the data contained in this hardcopy data package and in the computer-readable data submitted on diskette has been authorized by the Laboratory Manager or the Manager's designee, as verified by the following signature

Signature: Sharyn B. Lawler Name: Sharyn B. Lawler  
Date: 5/27/05 Title: Data Reviewer

COVER PAGE - IN

ILM04.1

## U.S. EPA - CLP

1

## INORGANIC ANALYSIS DATA SHEET

EPA SAMPLE NO

B-390

Lab Name: Mitkem CorporationContract: 3563S-04Lab Code: MITKEM

Case No.

SAS No.:

SDG No.: MD0529Matrix (soil/water): SOILLab Sample ID: D0529-01Level (low/med): MEDDate Received: 05/07/05% Solids: 83.0Concentration Units (ug/L or mg/kg dry weight): MG/KG

CAS No.	Analyte	Concentration	C	Q	M
7429-90-5	Aluminum	6640			P
7440-36-0	Antimony	0.36	U	N	P
7440-38-2	Arsenic	13.8		*	P
7440-39-3	Barium	65.1			P
7440-41-7	Beryllium	0.27	B		P
7440-43-9	Cadmium	0.28	B		P
7440-70-2	Calcium	45400		*	P
7440-47-3	Chromium	9.5		*	P
7440-48-4	Cobalt	5.7	B		P
7440-50-8	Copper	25.2		E	P
7439-89-6	Iron	18900		*	P
7439-92-1	Lead	11.0			P
7439-95-4	Magnesium	8650		*	P
7439-96-5	Manganese	583		*	P
7440-02-0	Nickel	12.6			P
7440-09-7	Potassium	704	B		P
7782-49-2	Selenium	0.54	U	N	P
7440-22-4	Silver	0.13	U	N	P
7440-23-5	Sodium	108	B		P
7440-28-0	Thallium	0.36	U		P
7440-62-2	Vanadium	12.2			P
7440-66-6	Zinc	58.0			P
7439-97-6	Mercury	0.060	U		CV
	Cyanide	0.12	U		CA

Color Before: MIX

Clarity Before:

Texture: COARSEColor After: YELLOWClarity After: CLEAR

Artifacts: \_\_\_\_\_

Comments:

## U.S. EPA - CLP

1

## INORGANIC ANALYSIS DATA SHEET

EPA SAMPLE NO

RINSATE2

Lab Name: Mitkem CorporationContract: 3563S-04Lab Code: MITKEM

Case No.

SAS No.:

SDG No.: MD0529Matrix (soil/water): WATERLab Sample ID: D0529-03Level (low/med): MEDDate Received: 05/07/05% Solids: 0.0Concentration Units (ug/L or mg/kg dry weight): UG/L

CAS No.	Analyte	Concentration	C	Q	M
7429-90-5	Aluminum	39.4	B		P
7440-36-0	Antimony	2.5	B		P
7440-38-2	Arsenic	2.0	U		P
7440-39-3	Barium	1.8	B		P
7440-41-7	Beryllium	0.20	U		P
7440-43-9	Cadmium	0.20	U		P
7440-70-2	Calcium	331	B		P
7440-47-3	Chromium	0.50	U		P
7440-48-4	Cobalt	0.61	B		P
7440-50-8	Copper	4.5	B		P
7439-89-6	Iron	22.7	B		P
7439-92-1	Lead	0.90	U		P
7439-95-4	Magnesium	38.7	B		P
7439-96-5	Manganese	0.85	B		P
7440-02-0	Nickel	0.83	B		P
7440-09-7	Potassium	55	U		P
7782-49-2	Selenium	3.0	U		P
7440-22-4	Silver	1.6	B		P
7440-23-5	Sodium	107	B		P
7440-28-0	Thallium	2.0	U		P
7440-62-2	Vanadium	0.40	U		P
7440-66-6	Zinc	27.3			P
7439-97-6	Mercury	0.13	U		CV
	Cyanide	2.0	U		CA

Color Before: COLORLES Clarity Before: CLEAR

Texture:

Color After: COLORLES Clarity After: CLEAR

Artifacts: \_\_\_\_\_

Comments:

U.S. EPA - CLP

2A

INITIAL AND CONTINUING CALIBRATION VERIFICATION

Lab Name: Mitkem Corporation

Contract: 3563S-04

Lab Code: MITKEM

Case No.

SAS No.:

SDG No.: MD0529

Initial Calibration Verification Source:

Continuing Calibration Verification Source:

Concentration Units: ug/L

Analyte	Initial Calibration			Continuing Calibration					M
	True	Found	%R(1)	True	Found	%R(1)	Found	%R(1)	
Mercury	2.0	2.03	101.7	5.0	4.68	93.6	4.62	92.5	CV

(1) Control Limits: Mercury 80-120; Other Metals 90-110; Cyanide 85-115



U.S. EPA - CLP

2A

INITIAL AND CONTINUING CALIBRATION VERIFICATION

Lab Name: Mitkem Corporation

Contract: 3563S-04

Lab Code: MITKEM

Case No.

SAS No.:

SDG No.: MD0529

Initial Calibration Verification Source:

Continuing Calibration Verification Source:

Concentration Units: ug/L

Analyte	Initial Calibration			Continuing Calibration					M
	True	Found	%R(1)	True	Found	%R(1)	Found	%R(1)	
Mercury				5.0	4.69	93.8			CV

(1) Control Limits: Mercury 80-120; Other Metals 90-110; Cyanide 85-115

U.S. EPA - CLP

2A

INITIAL AND CONTINUING CALIBRATION VERIFICATION

Lab Name: Mitkem Corporation

Contract: 3563S-04

Lab Code: MITKEM

Case No.

SAS No.:

SDG No.: MD0529

Initial Calibration Verification Source:

Continuing Calibration Verification Source:

Concentration Units: ug/L

Analyte	Initial Calibration			Continuing Calibration					M
	True	Found	%R(1)	True	Found	%R(1)	Found	%R(1)	
Cyanide	250.0	271.48	108.6	200.0	223.03	111.5	224.54	112.3	CA

(1) Control Limits: Mercury 80-120; Other Metals 90-110; Cyanide 85-115

U.S. EPA - CLP

2A

INITIAL AND CONTINUING CALIBRATION VERIFICATION

Lab Name: Mitkem Corporation

Contract: 3563S-04

Lab Code: MITKEM

Case No.

SAS No.:

SDG No.: MD0529

Initial Calibration Verification Source:

Continuing Calibration Verification Source:

Concentration Units: ug/L

Analyte	Initial Calibration			Continuing Calibration					M
	True	Found	%R(1)	True	Found	%R(1)	Found	%R(1)	
Cyanide				200.0	224.51	112.3	219.68	109.8	CA

(1) Control Limits: Mercury 80-120; Other Metals 90-110; Cyanide 85-115

U.S. EPA - CLP

2A

INITIAL AND CONTINUING CALIBRATION VERIFICATION

Lab Name: Mitkem Corporation

Contract: 3563S-04

Lab Code: MITKEM

Case No.

SAS No.:

SDG No.: MD0529

Initial Calibration Verification Source:

Continuing Calibration Verification Source:

Concentration Units: ug/L

Analyte	Initial Calibration			Continuing Calibration					M
	True	Found	%R(1)	True	Found	%R(1)	Found	%R(1)	
Cyanide				200.0	218.14	109.1	216.21	108.1	CA

(1) Control Limits: Mercury 80-120; Other Metals 90-110; Cyanide 85-115

U.S. EPA - CLP

2A

INITIAL AND CONTINUING CALIBRATION VERIFICATION

Lab Name: Mitkem Corporation

Contract: 3563S-04

Lab Code: MITKEM

Case No.

SAS No.:

SDG No.: MD0529

Initial Calibration Verification Source:

Continuing Calibration Verification Source:

Concentration Units: ug/L

Analyte	Initial Calibration			Continuing Calibration					M
	True	Found	%R(1)	True	Found	%R(1)	Found	%R(1)	
Cyanide	250.0	272.27	108.9	200.0	227.09	113.5	227.24	113.6	CA

(1) Control Limits: Mercury 80-120; Other Metals 90-110; Cyanide 85-115

U.S. EPA - CLP

2A

INITIAL AND CONTINUING CALIBRATION VERIFICATION

Lab Name: Mitkem Corporation

Contract: 3563S-04

Lab Code: MITKEM

Case No.

SAS No.:

SDG No.: MD0529

Initial Calibration Verification Source:

Continuing Calibration Verification Source:

Concentration Units: ug/L

Analyte	Initial Calibration			Continuing Calibration					M
	True	Found	%R(1)	True	Found	%R(1)	Found	%R(1)	
Cyanide				200.0	227.72	113.9	229.19	114.6	CA

(1) Control Limits: Mercury 80-120; Other Metals 90-110; Cyanide 85-115

## U.S. EPA - CLP

2A

## INITIAL AND CONTINUING CALIBRATION VERIFICATION

Lab Name: Mitkem CorporationContract: 3563S-04Lab Code: MITKEM

Case No.

SAS No.:

SDG No.: MD0529

Initial Calibration Verification Source:

Continuing Calibration Verification Source:

Concentration Units: ug/L

Analyte	Initial Calibration			Continuing Calibration					M
	True	Found	%R(1)	True	Found	%R(1)	Found	%R(1)	
Aluminum	15000.0	14993.37	100.0	10000.0	9922.37	99.2	9631.33	96.3	P
Arsenic	750.0	777.20	103.6	500.0	516.94	103.4	504.56	100.9	P
Barium	15000.0	15635.85	104.2	10000.0	10710.92	107.1	10417.48	104.2	P
Beryllium	375.0	382.09	101.9	250.0	258.57	103.4	252.34	100.9	P
Cadmium	375.0	380.51	101.5	250.0	256.22	102.5	249.26	99.7	P
Calcium	37500.0	38444.02	102.5	25000.0	25461.33	101.8	24632.78	98.5	P
Chromium	1500.0	1524.15	101.6	1000.0	1022.03	102.2	994.78	99.5	P
Cobalt	3750.0	3827.33	102.1	2500.0	2571.24	102.8	2521.80	100.9	P
Copper	1875.0	1902.17	101.4	1250.0	1285.31	102.8	1238.09	99.0	P
Iron	7500.0	7504.13	100.1	5000.0	5069.60	101.4	4914.94	98.3	P
Lead	750.0	769.18	102.6	500.0	519.95	104.0	502.18	100.4	P
Magnesium	37500.0	38243.93	102.0	25000.0	25904.43	103.6	25166.95	100.7	P
Manganese	3750.0	3835.00	102.3	2500.0	2568.21	102.7	2519.83	100.8	P
Nickel	3750.0	3809.40	101.6	2500.0	2553.44	102.1	2519.00	100.8	P
Selenium	750.0	767.09	102.3	500.0	510.96	102.2	497.06	99.4	P
Silver	1875.0	2045.67	109.1	1250.0	1260.05	100.8	1211.10	96.9	P
Thallium	750.0	766.96	102.3	500.0	520.05	104.0	503.31	100.7	P
Vanadium	3750.0	3833.70	102.2	2500.0	2582.68	103.3	2513.14	100.5	P
Zinc	3750.0	3829.77	102.1	2500.0	2628.60	105.1	2541.61	101.7	P

(1) Control Limits: Mercury 80-120; Other Metals 90-110; Cyanide 85-115

## U.S. EPA - CLP

2A

## INITIAL AND CONTINUING CALIBRATION VERIFICATION

Lab Name: Mitkem CorporationContract: 3563S-04Lab Code: MITKEM

Case No.

SAS No.:

SDG No.: MD0529

Initial Calibration Verification Source:

Continuing Calibration Verification Source:

Concentration Units: ug/L

Analyte	Initial Calibration			Continuing Calibration					M
	True	Found	%R(1)	True	Found	%R(1)	Found	%R(1)	
Aluminum				10000.0	9958.80	99.6	9890.72	98.9	P
Arsenic				500.0	518.65	103.7	514.64	102.9	P
Barium				10000.0	10648.90	106.5	10584.70	105.8	P
Beryllium				250.0	258.17	103.3	256.29	102.5	P
Cadmium				250.0	255.52	102.2	253.42	101.4	P
Calcium				25000.0	25476.25	101.9	25328.34	101.3	P
Chromium				1000.0	1019.22	101.9	1014.74	101.5	P
Cobalt				2500.0	2581.87	103.3	2563.01	102.5	P
Copper				1250.0	1286.65	102.9	1268.72	101.5	P
Iron				5000.0	5084.61	101.7	5025.67	100.5	P
Lead				500.0	512.80	102.6	510.92	102.2	P
Magnesium				25000.0	25985.58	103.9	25596.22	102.4	P
Manganese				2500.0	2585.44	103.4	2570.91	102.8	P
Nickel				2500.0	2587.27	103.5	2558.44	102.3	P
Selenium				500.0	514.50	102.9	514.24	102.8	P
Silver				1250.0	1219.64	97.6	1206.75	96.5	P
Thallium				500.0	512.19	102.4	513.01	102.6	P
Vanadium				2500.0	2573.77	103.0	2555.85	102.2	P
Zinc				2500.0	2617.86	104.7	2584.73	103.4	P

(1) Control Limits: Mercury 80-120; Other Metals 90-110; Cyanide 85-115



## U.S. EPA - CLP

2A

## INITIAL AND CONTINUING CALIBRATION VERIFICATION

Lab Name: Mitkem CorporationContract: 3563S-04Lab Code: MITKEM

Case No.

SAS No.:

SDG No.: MD0529

Initial Calibration Verification Source:

Continuing Calibration Verification Source:

Concentration Units: ug/L

Analyte	Initial Calibration			Continuing Calibration					M
	True	Found	%R(1)	True	Found	%R(1)	Found	%R(1)	
Aluminum				10000.0	9784.25	97.8			P
Arsenic				500.0	516.51	103.3			P
Barium				10000.0	10425.60	104.3			P
Beryllium				250.0	253.03	101.2			P
Cadmium				250.0	250.57	100.2			P
Calcium				25000.0	25105.55	100.4			P
Chromium				1000.0	1001.65	100.2			P
Cobalt				2500.0	2534.23	101.4			P
Copper				1250.0	1262.05	101.0			P
Iron				5000.0	4981.64	99.6			P
Lead				500.0	505.61	101.1			P
Magnesium				25000.0	25514.44	102.1			P
Manganese				2500.0	2542.25	101.7			P
Nickel				2500.0	2535.59	101.4			P
Selenium				500.0	510.25	102.0			P
Silver				1250.0	1202.24	96.2			P
Thallium				500.0	505.93	101.2			P
Vanadium				2500.0	2520.93	100.8			P
Zinc				2500.0	2568.57	102.7			P

(1) Control Limits: Mercury 80-120; Other Metals 90-110; Cyanide 85-115

U.S. EPA - CLP

2A

INITIAL AND CONTINUING CALIBRATION VERIFICATION

Lab Name: Mitkem Corporation

Contract: 3563S-04

Lab Code: MITKEM

Case No.

SAS No.:

SDG No.: MD0529

Initial Calibration Verification Source:

Continuing Calibration Verification Source:

Concentration Units: ug/L

Analyte	Initial Calibration			Continuing Calibration					M
	True	Found	%R(1)	True	Found	%R(1)	Found	%R(1)	
Sodium	37500.0	38842.74	103.6	25000.0	25561.64	102.2	26118.98	104.5	P

(1) Control Limits: Mercury 80-120; Other Metals 90-110; Cyanide 85-115

U.S. EPA - CLP

2A

INITIAL AND CONTINUING CALIBRATION VERIFICATION

Lab Name: Mitkem Corporation

Contract: 3563S-04

Lab Code: MITKEM

Case No.

SAS No.:

SDG No.: MD0529

Initial Calibration Verification Source:

Continuing Calibration Verification Source:

Concentration Units: ug/L

Analyte	Initial Calibration			Continuing Calibration					M
	True	Found	%R(1)	True	Found	%R(1)	Found	%R(1)	
Sodium				25000.0	26022.34	104.1			P

(1) Control Limits: Mercury 80-120; Other Metals 90-110; Cyanide 85-115

U.S. EPA - CLP

2A

INITIAL AND CONTINUING CALIBRATION VERIFICATION

Lab Name: Mitkem Corporation

Contract: 3563S-04

Lab Code: MITKEM

Case No.

SAS No.:

SDG No.: MD0529

Initial Calibration Verification Source:

Continuing Calibration Verification Source:

Concentration Units: ug/L

Analyte	Initial Calibration			Continuing Calibration					M
	True	Found	%R(1)	True	Found	%R(1)	Found	%R(1)	
Potassium	37500.0	37091.37	98.9	25000.0	24988.40	100.0	25157.60	100.6	P

(1) Control Limits: Mercury 80-120; Other Metals 90-110; Cyanide 85-115

U.S. EPA - CLP

2A

INITIAL AND CONTINUING CALIBRATION VERIFICATION

Lab Name: Mitkem Corporation

Contract: 3563S-04

Lab Code: MITKEM

Case No.

SAS No.:

SDG No.: MD0529

Initial Calibration Verification Source:

Continuing Calibration Verification Source:

Concentration Units: ug/L

Analyte	Initial Calibration			Continuing Calibration					M
	True	Found	%R(1)	True	Found	%R(1)	Found	%R(1)	
Potassium				25000.0	25303.30	101.2			P

(1) Control Limits: Mercury 80-120; Other Metals 90-110; Cyanide 85-115

U.S. EPA - CLP

2A

INITIAL AND CONTINUING CALIBRATION VERIFICATION

Lab Name: Mitkem Corporation

Contract: 3563S-04

Lab Code: MITKEM

Case No.

SAS No.:

SDG No.: MD0529

Initial Calibration Verification Source:

Continuing Calibration Verification Source:

Concentration Units: ug/L

Analyte	Initial Calibration			Continuing Calibration					M
	True	Found	%R(1)	True	Found	%R(1)	Found	%R(1)	
Antimony	750.0	771.73	102.9	500.0	520.84	104.2	529.66	105.9	P

(1) Control Limits: Mercury 80-120; Other Metals 90-110; Cyanide 85-115

U.S. EPA - CLP

2A

INITIAL AND CONTINUING CALIBRATION VERIFICATION

Lab Name: Mitkem Corporation

Contract: 3563S-04

Lab Code: MITKEM

Case No.

SAS No.:

SDG No.: MD0529

Initial Calibration Verification Source:

Continuing Calibration Verification Source:

Concentration Units: ug/L

Analyte	Initial Calibration			Continuing Calibration					M
	True	Found	%R(1)	True	Found	%R(1)	Found	%R(1)	
Antimony				500.0	535.97	107.2			P

(1) Control Limits: Mercury 80-120; Other Metals 90-110; Cyanide 85-115

U.S. EPA - CLP

2B

CRDL STANDARD FOR AA AND ICP

Lab Name: Mitkem Corporation

Contract: 3563S-04

Lab Code: MITKEM Case No.

SAS No.:

SDG No.: MD0529

AA CRDL Standard Source:

ICP CRDL Standard Source:

Concentration Units: ug/L

Analyte	CRDL Standard for AA			CRDL Standard for ICP				
	True	Found	%R	Initial		%R	Final	
				True	Found		Found	%R
Mercury	0.2	0.21	107.4					



U.S. EPA - CLP

2B

CRDL STANDARD FOR AA AND ICP

Lab Name: Mitkem Corporation

Contract: 3563S-04

Lab Code: MITKEM Case No.

SAS No.:

SDG No.: MD0529

AA CRDL Standard Source:

ICP CRDL Standard Source:

Concentration Units: ug/L

Analyte	CRDL Standard for AA			CRDL Standard for ICP				
	True	Found	%R	Initial		%R	Final	
				True	Found		Found	%R
Arsenic				20.0	21.55	107.7	20.17	100.8
Beryllium				10.0	10.18	101.8	10.05	100.5
Cadmium				10.0	10.61	106.1	10.55	105.5
Chromium				20.0	21.02	105.1	20.39	101.9
Cobalt				100.0	106.24	106.2	106.32	106.3
Copper				50.0	55.25	110.5	51.07	102.1
Lead				6.0	7.16	119.3	6.27	104.4
Manganese				30.0	31.62	105.4	32.63	108.8
Nickel				80.0	86.50	108.1	86.56	108.2
Selenium				10.0	11.53	115.3	11.73	117.3
Silver				20.0	33.02	165.1	21.73	108.7
Thallium				20.0	21.59	107.9	20.81	104.1
Vanadium				100.0	104.24	104.2	102.40	102.4
Zinc				40.0	55.24	138.1	53.17	132.9

## U.S. EPA - CLP

2B

## CRDL STANDARD FOR AA AND ICP

Lab Name: Mitkem CorporationContract: 3563S-04Lab Code: MITKEM

Case No.

SAS No.:

SDG No.: MD0529

AA CRDL Standard Source:

ICP CRDL Standard Source:

Concentration Units: ug/L

Analyte	CRDL Standard for AA			CRDL Standard for ICP				
	True	Found	%R	Initial True	Initial Found	Initial %R	Final Found	Final %R
Arsenic				20.0			20.16	100.8
Beryllium				10.0			10.14	101.4
Cadmium				10.0			10.61	106.1
Chromium				20.0			20.73	103.6
Cobalt				100.0			107.45	107.5
Copper				50.0			53.33	106.7
Lead				6.0			5.93	98.8
Manganese				30.0			32.40	108.0
Nickel				80.0			87.02	108.8
Selenium				10.0			14.03	140.3
Silver				20.0			21.28	106.4
Thallium				20.0			21.90	109.5
Vanadium				100.0			103.43	103.4
Zinc				40.0			50.80	127.0

U.S. EPA - CLP

2B

CRDL STANDARD FOR AA AND ICP

Lab Name: Mitkem Corporation

Contract: 3563S-04

Lab Code: MITKEM Case No.

SAS No.:

SDG No.: MD0529

AA CRDL Standard Source:

ICP CRDL Standard Source:

Concentration Units: ug/L

Analyte	CRDL Standard for AA			CRDL Standard for ICP				
	True	Found	%R	Initial		%R	Final	
				True	Found		Found	%R
Antimony				120.0	126.78	105.7	130.42	108.7

U.S. EPA - CLP

3  
BLANKS

Lab Name: Mitkem Corporation

Contract: 3563S-04

Lab Code: MITKEM

Case No.

SAS No.:

SDG No.: MD0529

Preparation Blank Matrix (soil/water): WATER

Preparation Blank Concentration Units (ug/L or mg/kg): UG/L

Analyte	Initial Calib. Blank (ug/L) C		Continuing Calibration Blank (ug/L)						Prepa- ration Blank C		M
	1	C	2	C	3	C					
Mercury	0.1	U	0.1	U	0.1	U	0.1	U	0.100	U	

## U.S. EPA - CLP

3  
BLANKSLab Name: Mitkem CorporationContract: 3563S-04Lab Code: MITKEM

Case No.

SAS No.:

SDG No.: MD0529Preparation Blank Matrix (soil/water): SOILPreparation Blank Concentration Units (ug/L or mg/kg): MG/KG

Analyte	Initial Calib. Blank (ug/L)		Continuing Calibration Blank (ug/L)						Prepa- ration Blank		M
	C		1	C	2	C	3	C	C		
Mercury									0.050	U	CV

U.S. EPA - CLP

3  
BLANKS

Lab Name: Mitkem Corporation

Contract: 3563S-04

Lab Code: MITKEM

Case No.

SAS No.:

SDG No.: MD0529

Preparation Blank Matrix (soil/water): SOIL

Preparation Blank Concentration Units (ug/L or mg/kg): MG/KG

Analyte	Initial Calib. Blank (ug/L) C		Continuing Calibration Blank (ug/L)						Prepa- ration Blank C		M
	1	C	2	C	3	C					
Cyanide	-2.1	B	-2.1	B	-6.1	B	2.0	U	-0.113	B	

U.S. EPA - CLP

3  
BLANKS

Lab Name: Mitkem Corporation

Contract: 3563S-04

Lab Code: MITKEM

Case No.

SAS No.:

SDG No.: MD0529

Preparation Blank Matrix (soil/water):

Preparation Blank Concentration Units (ug/L or mg/kg):

Analyte	Initial Calib. Blank (ug/L)	C	Continuing Calibration Blank (ug/L)						Prepa- ration Blank	C	M
			1	C	2	C	3	C			
Cyanide			-2.3	B	-2.1	B	-2.7	B			CA

U.S. EPA - CLP

3  
BLANKS

Lab Name: Mitkem Corporation

Contract: 3563S-04

Lab Code: MITKEM

Case No.

SAS No.:

SDG No.: MD0529

Preparation Blank Matrix (soil/water): WATER

Preparation Blank Concentration Units (ug/L or mg/kg): UG/L

Analyte	Initial Calib. Blank (ug/L) C		Continuing Calibration Blank (ug/L)						Prepa- ration Blank C		M
	1	C	2	C	3	C					
Cyanide	2.0	U	2.0	U	2.0	U	2.0	U	2.000	U	



U.S. EPA - CLP

3  
BLANKS

Lab Name: Mitkem Corporation

Contract: 3563S-04

Lab Code: MITKEM

Case No.

SAS No.:

SDG No.: MD0529

Preparation Blank Matrix (soil/water):

Preparation Blank Concentration Units (ug/L or mg/kg):

Analyte	Initial Calib. Blank (ug/L)		Continuing Calibration Blank (ug/L)						Preparation Blank		M
	C		1	C	2	C	3	C	C		
Cyanide			2.0	U							CA

## U.S. EPA - CLP

3  
BLANKSLab Name: Mitkem CorporationContract: 3563S-04Lab Code: MITKEM

Case No.

SAS No.:

SDG No.: MD0529Preparation Blank Matrix (soil/water): SOILPreparation Blank Concentration Units (ug/L or mg/kg): MG/KG

Analyte	Initial Calib. Blank (ug/L) C		Continuing Calibration Blank (ug/L)						Prepa- ration Blank C		M
	1	C	2	C	3	C					
Aluminum	18.0	U	22.3	B	18.0	U	31.6	B	3.600	U	
Arsenic	2.0	U	2.0	U	2.0	U	2.0	U	0.400	U	
Barium	0.7	B	1.5	B	1.2	B	1.2	B	0.217	B	
Beryllium	0.2	U	0.2	U	0.2	U	0.2	U	0.040	U	
Cadmium	0.2	U	0.2	U	0.2	U	0.2	U	0.040	U	
Calcium	50.0	U	51.8	B	50.0	U	50.0	U	21.140	B	
Chromium	0.5	U	0.5	B	0.5	U	0.5	U	0.100	U	
Cobalt	0.4	B	0.7	B	0.4	B	0.6	B	0.080	U	
Copper	3.8	B	5.3	B	3.5	B	4.9	B	0.936	B	
Iron	4.0	U	8.7	B	10.3	B	9.5	B	5.228	B	
Lead	0.9	U	0.9	U	0.9	U	0.9	U	0.180	U	
Magnesium	9.0	U	97.8	B	9.0	U	81.2	B	1.800	U	
Manganese	0.4	U	0.4	U	0.4	U	0.4	U	0.182	B	
Nickel	0.7	U	0.8	B	0.7	U	0.8	B	0.140	U	
Selenium	3.0	U	3.0	U	3.0	U	3.0	U	0.600	U	
Silver	6.7	B	2.4	B	0.7	U	0.7	B	0.182	B	
Thallium	2.0	U	2.0	U	2.4	B	2.0	U	0.400	U	
Vanadium	0.4	U	0.4	U	0.4	U	0.4	U	0.080	U	
Zinc	5.1	B	6.3	B	7.7	B	5.8	B	3.893	B	

## U.S. EPA - CLP

3  
BLANKSLab Name: Mitkem CorporationContract: 3563S-04Lab Code: MITKEM

Case No.

SAS No.:

SDG No.: MD0529Preparation Blank Matrix (soil/water): WATERPreparation Blank Concentration Units (ug/L or mg/kg): UG/L

Analyte	Initial Calib. Blank (ug/L)	C	Continuing Calibration Blank (ug/L)						Prepa- ration Blank		C	M
			1	C	2	C	3	C				
Aluminum			24.4	B	29.0	B			26.446	B		P
Arsenic			2.0	U	2.0	U			2.000	U		P
Barium			0.9	B	0.9	B			1.188	B		P
Beryllium			0.2	U	0.2	U			0.200	U		P
Cadmium			0.2	U	0.2	U			0.200	U		P
Calcium			50.0	U	50.0	U			174.660	B		P
Chromium			0.5	U	0.5	U			0.500	U		P
Cobalt			0.4	B	0.7	B			0.615	B		P
Copper			3.7	B	5.1	B			4.483	B		P
Iron			4.0	U	6.2	B			15.250	B		P
Lead			0.9	U	0.9	U			0.900	U		P
Magnesium			9.0	U	91.9	B			18.695	B		P
Manganese			0.7	B	0.4	U			1.671	B		P
Nickel			0.7	U	0.8	B			0.928	B		P
Selenium			3.0	U	3.0	U			3.000	U		P
Silver			0.7	B	0.7	U			1.667	B		P
Thallium			2.0	U	2.0	U			2.000	U		P
Vanadium			0.5	B	0.4	U			0.400	U		P
Zinc			5.3	B	4.9	B			18.634	B		P

## U.S. EPA - CLP

3  
BLANKSLab Name: Mitkem CorporationContract: 3563S-04Lab Code: MITKEM

Case No.

SAS No.:

SDG No.: MD0529Preparation Blank Matrix (soil/water): SOILPreparation Blank Concentration Units (ug/L or mg/kg): MG/KG

Analyte	Initial Calib. Blank (ug/L) C		Continuing Calibration Blank (ug/L)						Prepa- ration Blank C		M
	1	C	2	C	3	C					
Sodium	32.0	U	39.5	B	32.0	U	32.0	U	6.574	B	

U.S. EPA - CLP

3  
BLANKS

Lab Name: Mitkem Corporation

Contract: 3563S-04

Lab Code: MITKEM

Case No.

SAS No.:

SDG No.: MD0529

Preparation Blank Matrix (soil/water): WATER

Preparation Blank Concentration Units (ug/L or mg/kg): UG/L

Analyte	Initial Calib. Blank (ug/L)		Continuing Calibration Blank (ug/L)						Preparation Blank		M
	C		1	C	2	C	3	C	C		
Sodium									32.000	U	P

U.S. EPA - CLP

3  
BLANKS

Lab Name: Mitkem Corporation

Contract: 3563S-04

Lab Code: MITKEM

Case No.

SAS No.:

SDG No.: MD0529

Preparation Blank Matrix (soil/water): SOIL

Preparation Blank Concentration Units (ug/L or mg/kg): MG/KG

Analyte	Initial Calib. Blank (ug/L) C		Continuing Calibration Blank (ug/L)						Prepa- ration Blank C		M
	1	C	2	C	3	C					
Potassium	55.0	U	55.0	U	55.0	U	55.0	U	11.000	U	

U.S. EPA - CLP

3  
BLANKS

Lab Name: Mitkem Corporation

Contract: 3563S-04

Lab Code: MITKEM

Case No.

SAS No.:

SDG No.: MD0529

Preparation Blank Matrix (soil/water): WATER

Preparation Blank Concentration Units (ug/L or mg/kg): UG/L

Analyte	Initial Calib. Blank (ug/L)		Continuing Calibration Blank (ug/L)						Prepa- ration Blank		C	M
		C	1	C	2	C	3	C				
Potassium									-83.081		B	P

U.S. EPA - CLP

3  
BLANKS

Lab Name: Mitkem Corporation

Contract: 3563S-04

Lab Code: MITKEM

Case No.

SAS No.:

SDG No.: MD0529

Preparation Blank Matrix (soil/water): SOIL

Preparation Blank Concentration Units (ug/L or mg/kg): MG/KG

Analyte	Initial Calib. Blank (ug/L)		Continuing Calibration Blank (ug/L)						Prepa- ration Blank		M
		C	1	C	2	C	3	C		C	
Antimony	11.5	B	2.4	B	5.7	B	3.5	B	1.202	B	



U.S. EPA - CLP

3  
BLANKS

Lab Name: Mitkem Corporation

Contract: 3563S-04

Lab Code: MITKEM

Case No.

SAS No.:

SDG No.: MD0529

Preparation Blank Matrix (soil/water): WATER

Preparation Blank Concentration Units (ug/L or mg/kg): UG/L

Analyte	Initial Calib. Blank (ug/L)		Continuing Calibration Blank (ug/L)						Prepa- ration Blank		M
	C		1	C	2	C	3	C	C		
Antimony									3.512	B	P

## U.S. EPA - CLP

4

## ICP INTERFERENCE CHECK SAMPLE

Lab Name: Mitkem CorporationContract: 3563S-04Lab Code: MITKEM

Case No.

SAS No.:

SDG No.: MD0529ICP ID Number: OPTIMA2

ICS Source:

Concentration Units: ug/L

Analyte	True		Initial Found			Final Found		
	Sol. A	Sol. AB	Sol. A	Sol. AB	%R	Sol. A	Sol. AB	%R
Aluminum	500000	500000	471600	470942.5	94.2	471034	470947.5	94.2
Arsenic	0	100	4	96.8	96.8	2	95.2	95.2
Barium	0	500	-4	485.5	97.1	-4	470.7	94.1
Beryllium	0	500	0	461.3	92.3	0	457.5	91.5
Cadmium	0	1000	4	880.2	88.0	4	861.4	86.1
Calcium	500000	500000	478280	486350.2	97.3	476556	475759.1	95.2
Chromium	0	500	1	461.4	92.3	1	450.4	90.1
Cobalt	0	500	-1	443.4	88.7	-1	443.4	88.7
Copper	0	500	-3	473.5	94.7	-4	462.2	92.4
Iron	200000	200000	169478	169575.8	84.8	168716	168861.3	84.4
Lead	0	50	1	42.9	85.8	-1	41.6	83.2
Magnesium	500000	500000	456850	457285.5	91.5	457136	457661.7	91.5
Manganese	0	500	11	480.1	96.0	12	475.3	95.1
Nickel	0	1000	-11	863.8	86.4	-11	856.1	85.6
Selenium	0	50	-1	44.6	89.2	-2	47.8	95.6
Silver	0	200	6	204.5	102.2	3	201.1	100.6
Thallium	0	100	1	88.3	88.3	1	86.3	86.3
Vanadium	0	500	0	472.6	94.5	0	459.9	92.0
Zinc	0	1000	-1	867.9	86.8	-2	852.1	85.2

## U.S. EPA - CLP

4

## ICP INTERFERENCE CHECK SAMPLE

Lab Name: Mitkem CorporationContract: 3563S-04Lab Code: MITKEM

Case No.

SAS No.:

SDG No.: MD0529ICP ID Number: OPTIMA2

ICS Source:

Concentration Units: ug/L

Analyte	True		Initial Found			Final Found		
	Sol. A	Sol. AB	Sol. A	Sol. AB	%R	Sol. A	Sol. AB	%R
Aluminum	500000	500000	470915	475801.7	95.2			
Arsenic	0	100	2	97.0	97.0			
Barium	0	500	-4	479.5	95.9			
Beryllium	0	500	0	461.5	92.3			
Cadmium	0	1000	4	871.7	87.2			
Calcium	500000	500000	481342	485585.1	97.1			
Chromium	0	500	1	457.5	91.5			
Cobalt	0	500	-1	445.2	89.0			
Copper	0	500	-4	473.2	94.6			
Iron	200000	200000	168530	170187.6	85.1			
Lead	0	50	0	43.2	86.4			
Magnesium	500000	500000	456388	461491.1	92.3			
Manganese	0	500	10	483.1	96.6			
Nickel	0	1000	-11	871.4	87.1			
Selenium	0	50	-2	43.4	86.8			
Silver	0	200	2	204.2	102.1			
Thallium	0	100	-1	86.8	86.8			
Vanadium	0	500	0	467.1	93.4			
Zinc	0	1000	-3	860.2	86.0			

U.S. EPA - CLP

4

ICP INTERFERENCE CHECK SAMPLE

Lab Name: Mitkem Corporation

Contract: 3563S-04

Lab Code: MITKEM Case No.

SAS No.:

SDG No.: MD0529

ICP ID Number: OPTIMA3

ICS Source:

Concentration Units: ug/L

Analyte	True		Initial Found			Final Found		
	Sol. A	Sol. AB	Sol. A	Sol. AB	%R	Sol. A	Sol. AB	%R
Sodium	0	0	85	75.6		40	40.5	

## U.S. EPA - CLP

4

## ICP INTERFERENCE CHECK SAMPLE

Lab Name: Mitkem CorporationContract: 3563S-04Lab Code: MITKEM

Case No.

SAS No.:

SDG No.: MD0529ICP ID Number: OPTIMA3

ICS Source:

Concentration Units: ug/L

Analyte	True		Initial Found			Final Found		
	Sol. A	Sol. AB	Sol. A	Sol. AB	%R	Sol. A	Sol. AB	%R
Potassium	0	0	106	81.0		61	62.3	

## U.S. EPA - CLP

4

## ICP INTERFERENCE CHECK SAMPLE

Lab Name: Mitkem CorporationContract: 3563S-04Lab Code: MITKEM Case No.

SAS No.:

SDG No.: MD0529ICP ID Number: OPTIMA3

ICS Source:

Concentration Units: ug/L

Analyte	True		Initial Found			Final Found		
	Sol. A	Sol. AB	Sol. A	Sol. AB	%R	Sol. A	Sol. AB	%R
Antimony	0	600	-4	594.0	99.0	-8	619.4	103.2

## U.S. EPA - CLP

5A  
SPIKE SAMPLE RECOVERY

EPA SAMPLE NO

B-390

Lab Name: Mitkem CorporationContract: 3563S-04Lab Code: MITKEM

Case No.

SAS No.:

SDG No.: MD0529Matrix (soil/water): SOILLevel (low/med): MED% Solids for Sample: 83.0Concentration Units (ug/L or mg/kg dry weight): MG/KG

Analyte	Control Limit %R	Spiked Sample Result (SSR)	C	Sample Result (SR)	C	Spike Added (SA)	%R	Q	M
Antimony	75-125	7.7201	B	0.3596	U	17.98	42.9	N	P
Arsenic	75-125	20.0887		13.7969		7.19	87.5		P
Barium	75-125	428.2479		65.1424		359.65	101.0		P
Beryllium	75-125	9.0799		0.2698	B	8.99	98.0		P
Cadmium	75-125	1.0675		0.2847	B	0.90	87.0		P
Chromium	75-125	42.4477		9.5436		35.96	91.5		P
Cobalt	75-125	93.5605		5.6579	B	89.91	97.8		P
Copper	75-125	68.1669		25.1753		44.96	95.6		P
Lead	75-125	13.8279		11.0477		3.60	77.2		P
Manganese		527.8071		583.0751		89.91	-61.5		P
Nickel	75-125	98.8829		12.6334		89.91	95.9		P
Selenium	75-125	0.5395	U	0.5395	U	1.80	0.0	N	P
Silver	75-125	4.5022		0.1259	U	8.99	50.1	N	P
Thallium	75-125	8.4597		0.3596	U	8.99	94.1		P
Vanadium	75-125	98.6980		12.2315		89.91	96.2		P
Zinc	75-125	138.7706		57.9685		89.91	89.9		P
Mercury	75-125	1.2204		0.0602	U	1.20	101.7		CV
Cyanide	75-125	6.0387		0.1158	U	5.79	104.3		CA

Comments:

FORM V (Part 1) - IN

ILM04.1

U.S. EPA - CLP

5A  
SPIKE SAMPLE RECOVERY

EPA SAMPLE NO

RINSATE2

Lab Name: Mitkem Corporation

Contract: 3563S-04

Lab Code: MITKEM Case No.

SAS No.:

SDG No.: MD0529

Matrix (soil/water): WATER

Level (low/med): MED

% Solids for Sample: 0.0

Concentration Units (ug/L or mg/kg dry weight): UG/L

Analyte	Control Limit %R	Spiked Sample Result (SSR) C	Sample Result (SR) C	Spike Added (SA)	%R	Q	M
Cyanide	75-125	85.0935	2.0000 U	100.00	85.1		CA

Comments:

---



---



---



---



## U.S. EPA - CLP

5B  
POST DIGEST SPIKE SAMPLE RECOVERY

EPA SAMPLE NO

B-390

Lab Name: Mitkem CorporationContract: 3563S-04Lab Code: MITKEM

Case No.

SAS No.:

SDG No.: MD0529Matrix (soil/water): SOILLevel (low/med): MED

Concentration Units: ug/L

Analyte	Control Limit %R	Spiked Sample Result (SSR)	C	Sample Result (SR)	C	Spike Added (SA)	%R	Q	M
Antimony		132.65		2.00	U	455.0	29.2		P
Selenium		3.00	U	3.00	U	455.0	0.0		P

Comments:

FORM V (Part 2) - IN

ILM04.1

## U.S. EPA - CLP

6  
DUPLICATES

EPA SAMPLE NO

B-390

Lab Name: Mitkem CorporationContract: 3563S-04Lab Code: MITKEM Case No.

SAS No.:

SDG No.: MD0529Matrix (soil/water): SOILLevel (low/med): MED% Solids for Sample: 83.0% Solids for Duplicate: 83.0Concentration Units (ug/L or mg/kg dry weight): MG/KG

Analyte	Control Limit	Sample (S)	C	Duplicate (D)	C	RPD	Q	M
Aluminum		6638.7447		5566.5979		17.6		P
Antimony		0.3596	U	0.3596	U			P
Arsenic		13.7969		9.7019		34.9	*	P
Barium	36.0	65.1424		52.8401		20.9		P
Beryllium		0.2698	B	0.2087	B	25.5		P
Cadmium		0.2847	B	0.2066	B	31.8		P
Calcium		45358.7953		24639.0322		59.2	*	P
Chromium	1.8	9.5436		7.0209		30.5	*	P
Cobalt		5.6579	B	4.6700	B	19.1		P
Copper		25.1753		22.7102		10.3		P
Iron		18899.5114		15190.9748		21.8	*	P
Lead		11.0477		9.0809		19.5		P
Magnesium	900.0	8651.3026		4420.3337		64.7	*	P
Manganese		583.0751		344.8852		51.3	*	P
Nickel	7.2	12.6334		10.6700		16.9		P
Potassium		703.7789	B	526.5231	B	28.8		P
Selenium		0.5395	U	0.5395	U			P
Silver		0.1259	U	0.1259	U			P
Sodium		108.4269	B	83.6421	B	25.8		P
Thallium		0.3596	U	0.3596	U			P
Vanadium	9.0	12.2315		7.8234	B	44.0		P
Zinc		57.9685		49.4149		15.9		P
Mercury		0.0602	U	0.0602	U			CV
Cyanide		0.1158	U	0.1158	U			CA

FORM VI - IN

ILM04.1

## U.S. EPA - CLP

6  
DUPLICATES

EPA SAMPLE NO

RINSATE2

Lab Name: Mitkem CorporationContract: 3563S-04Lab Code: MITKEM Case No.

SAS No.:

SDG No.: MD0529Matrix (soil/water): WATERLevel (low/med): MED% Solids for Sample: 0.0% Solids for Duplicate: 0.0Concentration Units (ug/L or mg/kg dry weight): UG/L

Analyte	Control Limit	Sample (S)	C	Duplicate (D)	C	RPD	Q	M
Cyanide		2.0000	U	2.0000	U			CA

U.S. EPA - CLP

7

LABORATORY CONTROL SAMPLE

Lab Name: Mitkem Corporation

Contract: 3563S-04

Lab Code: MITKEM

Case No.

SAS No.:

SDG No.: MD0529

Solid LCS Source:

Aqueous LCS Source:

LCS-18106

Analyte	Aqueous (ug/L)			Solid (mg/kg)					
	True	Found	%R	True	Found	C	Limits		%R
Cyanide				88.4	76.8		35.3	141.7	86.9

U.S. EPA - CLP

7

LABORATORY CONTROL SAMPLE

Lab Name: Mitkem Corporation

Contract: 3563S-04

Lab Code: MITKEM Case No.

SAS No.:

SDG No.: MD0529

Solid LCS Source:

Aqueous LCS Source:

LCS-18174

Analyte	Aqueous (ug/L)			Solid (mg/kg)						
	True	Found	%R	True	Found	C	Limits			%R
Mercury				8.4	11.2		4.3		12.5	133.3

## U.S. EPA - CLP

7

## LABORATORY CONTROL SAMPLE

Lab Name: Mitkem CorporationContract: 3563S-04Lab Code: MITKEM

Case No.

SAS No.:

SDG No.: MD0529

Solid LCS Source:

Aqueous LCS Source:

LCS-18176

Analyte	Aqueous (ug/L)			Solid (mg/kg)					
	True	Found	%R	True	Found	C	Limits		%R
Aluminum	9100.0	9094.52	99.9						
Antimony	455.0	533.55	117.3						
Arsenic	455.0	480.65	105.6						
Barium	9100.0	9746.69	107.1						
Beryllium	227.0	238.67	105.1						
Cadmium	227.0	236.78	104.3						
Calcium	22700.0	23383.69	103.0						
Chromium	910.0	920.29	101.1						
Cobalt	2270.0	2353.13	103.7						
Copper	1130.0	1185.93	104.9						
Iron	4550.0	4562.14	100.3						
Lead	455.0	480.06	105.5						
Magnesium	22700.0	23588.05	103.9						
Manganese	2270.0	2362.62	104.1						
Nickel	2270.0	2345.41	103.3						
Potassium	22700.0	23137.87	101.9						
Selenium	455.0	483.51	106.3						
Silver	1130.0	1161.20	102.8						
Sodium	22700.0	24509.89	108.0						
Thallium	455.0	478.91	105.3						
Vanadium	2270.0	2373.20	104.5						
Zinc	2270.0	2397.28	105.6						

FORM VII - IN

ILM04.1

U.S. EPA - CLP

7

LABORATORY CONTROL SAMPLE

Lab Name: Mitkem Corporation

Contract: 3563S-04

Lab Code: MITKEM

Case No.

SAS No.:

SDG No.: MD0529

Solid LCS Source:

Aqueous LCS Source:

LCS-18177

Analyte	Aqueous (ug/L)			Solid (mg/kg)					
	True	Found	%R	True	Found	C	Limits	%R	
Aluminum				7270.0	6522.1		4210.1	10300.1	89.7
Antimony				52.5	30.9		6.0	117.0	58.9
Arsenic				111.0	111.5		88.5	133.0	100.5
Barium				195.0	212.0		160.0	230.0	108.7
Beryllium				62.5	62.3		51.3	73.7	99.7
Cadmium				110.0	112.4		89.7	130.0	102.2
Calcium				4120.0	3867.1		3260.2	4979.8	93.9
Chromium				154.0	153.4		121.0	187.0	99.6
Cobalt				63.3	65.3		51.8	74.8	103.2
Copper				107.0	106.8		88.1	126.0	99.8
Iron				11500.0	9133.2		6599.8	16400.2	79.4
Lead				158.0	165.3		127.0	189.0	104.6
Magnesium				2380.0	2410.4		1790.0	2970.0	101.3
Manganese				328.0	330.2		262.0	394.0	100.7
Nickel				160.0	165.7		130.0	190.0	103.6
Potassium				1880.0	1912.1		1340.1	2419.9	101.7
Selenium				94.4	91.3		71.3	117.0	96.7
Silver				102.0	91.7		62.5	142.0	89.9
Sodium				871.0	931.9	B	484.0	1260.0	107.0
Thallium				88.6	96.0		67.0	110.0	108.4
Vanadium				74.8	68.7		55.9	93.7	91.8
Zinc				187.0	199.7		148.0	226.0	106.8

FORM VII - IN

ILM04.1

## U.S. EPA - CLP

9

## ICP SERIAL DILUTIONS

B-390

Lab Name: Mitkem CorporationContract: 3563S-04Lab Code: MITKEM Case No.

SAS No.:

SDG No.: MD0529Matrix (soil/water): SOILLevel (low/med): MED

Concentration Units: ug/L

Analyte	Initial Sample Result (I)	C	Serial Dilution Result (S)	C	% Differ- ence	Q	M
Aluminum	36918.06		37360.71		1.2		P
Antimony	2.00	U	30.70	B			P
Arsenic	76.72		82.56		7.6		P
Barium	362.26		387.17	B	6.9		P
Beryllium	1.50	B	1.51	B	0.7		P
Cadmium	1.58	B	1.39	B	12.0		P
Calcium	252240.26		255606.16		1.3		P
Chromium	53.07		55.96		5.4		P
Cobalt	31.46	B	34.16	B	8.6		P
Copper	140.00		154.76		10.5	E	P
Iron	105100.18		114131.15		8.6		P
Lead	61.44		57.83		5.9		P
Magnesium	48109.89		52066.72		8.2		P
Manganese	3242.48		3449.63		6.4		P
Nickel	70.25		76.81	B	9.3		P
Potassium	3913.71	B	3970.58	B	1.5		P
Selenium	3.00	U	15.00	U			P
Silver	0.70	U	3.50	U			P
Sodium	602.96	B	551.47	B	8.5		P
Thallium	2.00	U	10.00	U			P
Vanadium	68.02		70.85	B	4.2		P
Zinc	322.36		354.16		9.9		P



## U.S. EPA - CLP

9

## ICP SERIAL DILUTIONS

RINSATE2

Lab Name: Mitkem CorporationContract: 3563S-04Lab Code: MITKEM Case No.

SAS No.:

SDG No.: MD0529Matrix (soil/water): WATERLevel (low/med): MED

Concentration Units: ug/L

Analyte	Initial Sample Result (I)	C	Serial Dilution Result (S)	C	% Differ- ence	Q	M
Aluminum	39.38	B	197.71	B	402.1		P
Antimony	2.54	B	10.00	U	293.7		P
Arsenic	2.00	U	10.00	U			P
Barium	1.82	B	2.00	U	9.9		P
Beryllium	0.20	U	1.00	U			P
Cadmium	0.20	U	1.00	U			P
Calcium	330.77	B	250.00	U	24.4		P
Chromium	0.50	U	2.50	U			P
Cobalt	0.61	B	2.00	U	227.9		P
Copper	4.46	B	5.41	B	21.3		P
Iron	22.70	B	20.00	U	11.9		P
Lead	0.90	U	4.50	U			P
Magnesium	38.70	B	77.41	B	100.0		P
Manganese	0.85	B	2.00	U	135.3		P
Nickel	0.83	B	3.50	U	321.7		P
Potassium	55.00	U	275.00	U			P
Selenium	3.00	U	15.00	U			P
Silver	1.59	B	3.50	U	120.1		P
Sodium	107.36	B	160.00	U	49.0		P
Thallium	2.00	U	10.00	U			P
Vanadium	0.40	U	2.00	U			P
Zinc	27.25		33.86	B	24.3		P

FORM IX - IN

ILM04.1

## U.S. EPA - CLP

10

## INSTRUMENT DETECTION LIMITS (QUARTERLY)

Lab Name: Mitkem CorporationContract: 3563S-04Lab Code: MITKEM Case No.SAS No.: SDG No.: MD0529

ICP ID Number:

Date: 04/01/05Flame AA ID Number: FIMS1TestCode: ILM4.1\_HG\_W

Furnace AA ID Number:

Analyte	Wave-length (nm)	Back-ground	CRDL (UG/L)	IDL (UG/L)	M
Mercury	253.70		0.2	0.1	CV

Comments:

---

---

---

---

U.S. EPA - CLP

10  
INSTRUMENT DETECTION LIMITS (QUARTERLY)

Lab Name: Mitkem Corporation

Contract: 3563S-04

Lab Code: MITKEM Case No.

SAS No.: SDG No.: MD0529

ICP ID Number:

Date: 04/01/05

Flame AA ID Number: LACHAT1

TestCode: ILM4.1\_CN\_W

Furnace AA ID Number:

Analyte	Wave-length (nm)	Back-ground	CRDL (UG/L)	IDL (UG/L)	M
Cyanide			10	2.0	CA

Comments:

---

---

---

---

## U.S. EPA - CLP

10

## INSTRUMENT DETECTION LIMITS (QUARTERLY)

Lab Name: Mitkem CorporationContract: 3563S-04Lab Code: MITKEM Case No.

SAS No.:

SDG No.: MD0529ICP ID Number: OPTIMA2Date: 04/01/05

Flame AA ID Number:

TestCode: ILM4.1\_ICP\_W

Furnace AA ID Number:

Analyte	Wave-length (nm)	Back-ground	CRDL (UG/L)	IDL (UG/L)	M
Aluminum	308.21		200	18.0	P
Arsenic	188.98		10	2.0	P
Barium	233.53		200	0.4	P
Beryllium	313.11		5.0	0.2	P
Cadmium	226.50		5.0	0.2	P
Calcium	227.54		5000	50.0	P
Chromium	267.72		10	0.5	P
Cobalt	228.62		50	0.4	P
Copper	324.75		25	1.0	P
Iron	273.96		100	4.0	P
Lead	220.35		3.0	0.9	P
Magnesium	279.08		5000	9.0	P
Manganese	257.61		15	0.4	P
Nickel	231.60		40	0.7	P
Selenium	196.03		5.0	3.0	P
Silver	328.07		10	0.7	P
Thallium	190.80		10	2.0	P
Vanadium	292.40		50	0.4	P
Zinc	206.20		20	2.0	P

Comments:

---

---

---

## U.S. EPA - CLP

10  
INSTRUMENT DETECTION LIMITS (QUARTERLY)Lab Name: Mitkem CorporationContract: 3563S-04Lab Code: MITKEM Case No.SAS No.: SDG No.: MD0529ICP ID Number: OPTIMA3Date: 04/01/05

Flame AA ID Number:

TestCode: ILM4.1\_ICP\_W

Furnace AA ID Number:

Analyte	Wave-length (nm)	Back-ground	CRDL (UG/L)	IDL (UG/L)	M
Antimony	206.83		60	2.0	P
Potassium	766.49		5000	55.0	P
Sodium	589.59		5000	32.0	P

Comments:

---

---

---

## U.S. EPA - CLP

11A

## ICP INTERELEMENT CORRECTION FACTORS (ANNUALLY)

Lab Name: Mitkem CorporationContract: 3563S-04Lab Code: MITKEM

Case No.

SAS No.:

SDG No.: MD0529

ICP ID Number:

OPTIMA2Date: 3/30/05

Analyte	Wave-length (nm)	Interelement Correction Factors for:				
		Al	Ca	Fe	Mg	Cr
Aluminum	308.21		0.0000000	0.0000000	0.0000000	0.0000000
Antimony	206.83	0.0174150	-0.0031006	0.1190830	0.0081035	5.7478200
Arsenic	188.97	0.0728007	0.0000000	0.0111660	0.0111660	-5.3346900
Barium	233.52	0.0046014	0.0068611	0.1471710	0.0036820	0.0000000
Beryllium	313.10	0.0000000	0.0000000	0.0000000	0.0000000	0.0000000
Cadmium	226.50	-0.0035740	0.0000000	0.0664913	0.0000000	0.0000000
Calcium	227.54	-0.5000390		12.8307000	0.0000000	5.5746300
Chromium	267.71	0.0000000	0.0000000	0.0000000	0.0000000	
Cobalt	228.61	0.0000000	0.0000000	0.0250613	0.0000000	-0.0557816
Copper	324.75	0.0072906	0.0039852	-0.1106930	0.0033097	0.1265570
Iron	273.95	0.0000000	0.0000000		0.0000000	0.0000000
Lead	220.35	-0.2678550	-0.0170279	-0.0228521	0.0021432	-0.1462470
Magnesium	279.07	0.0000000	0.0000000	-0.3250520		0.0000000
Manganese	257.61	-0.0388603	0.0047481	-0.5591400	0.0077324	-0.5826900
Nickel	231.60	0.0000000	0.0000000	0.0000302	0.0000000	0.0000000
Selenium	196.02	-0.0555964	-0.0182908	-0.0004092	-0.0058448	-0.0625148
Silver	328.06	0.3719790	0.5376300	-0.0000575	0.0509589	0.1291050
Sodium	330.24	0.3088000	0.5913160	-1.5536100	0.0000000	0.0000000
Thallium	190.80	0.0623562	-0.0110972	0.0000000	0.0062609	0.1560700
Vanadium	292.40	0.0000000	0.0000000	-0.0108800	-0.0030049	-1.6625200
Zinc	206.2	0.0105770	0.0063648	0.0243549	0.0478891	-2.4316200

Comments:

## U.S. EPA - CLP

11B

## ICP INTERELEMENT CORRECTION FACTORS (ANNUALLY)

Lab Name: Mitkem CorporationContract: 3563S-04Lab Code: MITKEM

Case No.

SAS No.:

SDG No.: MD0529

ICP ID Number:

OPTIMA2Date: 3/30/05

Analyte	Wave-length (nm)	Interelement Correction Factors for:				
		Cu	Mn	Ni	Tl	Ti
Aluminum	308.21	0.0000000	3.5113200	0.0000000	0.0000000	7.7972300
Antimony	206.83	0.0635122	0.0000000	-0.6345370	0.0000000	0.0000000
Arsenic	188.97	0.0950247	0.0943115	0.0353420	0.0000000	0.0000000
Barium	233.52	0.0000000	0.0000000	0.0363350	0.0000000	0.0000000
Beryllium	313.10	0.0000000	0.0000000	0.0000000	0.0000000	-1.3160900
Cadmium	226.50	0.0000000	0.0000000	-0.2330110	0.0000000	0.0000000
Calcium	227.54	15.2080000	4.8753100	26.9670000	0.0000000	9.7776700
Chromium	267.71	0.3955010	0.5395740	0.0680176	0.1064640	0.3212980
Cobalt	228.61	0.0000000	0.0000000	0.1294980	0.0000000	1.6297500
Copper	324.75		0.7489700	0.1716190	0.2134400	0.6450550
Iron	273.95	0.0000000	0.0000000	0.0000000	0.0000000	0.0000000
Lead	220.35	-0.0913612	0.0505016	-0.6345370	0.0000000	-0.5608130
Magnesium	279.07	0.0000000	-17.7574000	0.0000000	0.0000000	-7.9278400
Manganese	257.61	0.0000000		0.0224954	0.1603130	0.4882460
Nickel	231.60	0.0000000	0.0000000		0.9385730	1.7139400
Selenium	196.02	0.0619276	0.6810920	0.0000000	0.0000000	0.0000000
Silver	328.06	0.1111620	0.0927470	0.0262930	0.0894754	0.0000000
Sodium	330.24	-11.2798000	0.0000000	0.0000000	0.0000000	-588.4260000
Thallium	190.80	0.0000000	-1.3575900	-0.0201988		0.5053050
Vanadium	292.40	0.0000000	-0.0678184	0.0000000	0.0000000	0.2716680
Zinc	206.2	0.0000000	0.1280170	0.0329218	0.2110700	0.5658720

Comments:

## U.S. EPA - CLP

11B

## ICP INTERELEMENT CORRECTION FACTORS (ANNUALLY)

Lab Name: Mitkem CorporationContract: 3563S-04Lab Code: MITKEM

Case No.

SAS No.:

SDG No.: MD0529

ICP ID Number:

OPTIMA2Date: 3/30/05

Analyte	Wave-length (nm)	Interelement Correction Factors for:			
		V	—	—	—
Aluminum	308.21	14.9737000			
Antimony	206.83	-1.4152400			
Arsenic	188.97	0.0696804			
Barium	233.52	0.5825770			
Beryllium	313.10	0.0000000			
Cadmium	226.50	0.0000000			
Calcium	227.54	42.7958000			
Chromium	267.71	-0.1479760			
Cobalt	228.61	0.0000000			
Copper	324.75	-0.2133690			
Iron	273.95	58.8950000			
Lead	220.35	-0.0935740			
Magnesium	279.07	-1.7446300			
Manganese	257.61	-0.1035920			
Nickel	231.60	0.1378080			
Selenium	196.02	0.2808450			
Silver	328.06	-1.0256500			
Sodium	330.24	0.0000000			
Thallium	190.80	2.1012200			
Vanadium	292.40				
Zinc	206.2	0.0217066			

Comments:

---



---



---



## U.S. EPA - CLP

11A

## ICP INTERELEMENT CORRECTION FACTORS (ANNUALLY)

Lab Name: Mitkem CorporationContract: 3563S-04Lab Code: MITKEM

Case No.

SAS No.:

SDG No.: MD0529

ICP ID Number:

OPTIMA3Date: 3/30/05

Analyte	Wave-length (nm)	Interelement Correction Factors for:				
		Al	Ca	Fe	Mg	Cr
Aluminum	308.21		0.0000000	0.0000000	0.0000000	0.0000000
Antimony	206.83	0.0000000	0.0000000	-0.0517312	0.0000000	15.4803000
Arsenic	188.97	0.0045356	0.0024744	-0.0285871	0.0092064	0.1871210
Barium	233.52	0.0025226	0.0068006	0.0333679	0.0000000	0.0000000
Beryllium	313.10	0.0000000	0.0000000	0.0000000	0.0000000	0.0000000
Cadmium	226.50	0.0000000	0.0000000	0.0411486	0.0000000	0.0000000
Calcium	227.54	0.0000000		27.1137000	0.2574310	4.3574700
Chromium	267.71	0.0000000	0.0021322	-0.0049863	0.0000000	
Cobalt	228.61	0.0000000	0.0000000	0.0222111	0.0000000	-0.0728049
Copper	324.75	0.0134956	0.0000000	-0.2539560	-0.0033103	-0.0915122
Iron	273.95	0.0000000	0.0000000		0.0000000	0.0000000
Lead	220.35	-0.0876746	-0.0229064	0.0293723	0.0033855	-0.0939601
Magnesium	279.07	0.0000000	0.0000000	0.6940750		0.0000000
Manganese	257.61	0.0000000	0.0000000	0.0000000	0.0238222	-0.0405452
Nickel	231.60	0.0000000	0.0031128	0.0185769	0.0000000	0.0000000
Selenium	196.02	-0.0296877	-0.0209754	-0.1962320	-0.0169028	0.0432675
Silver	328.06	0.3670370	0.5515260	0.0549539	0.0058626	0.0000000
Sodium	330.24	0.0721289	1.6032800	-1.5017600	-0.0869609	10.6933000
Thallium	190.80	0.0000000	0.0099136	-0.0481012	-0.0155318	0.2873470
Vanadium	292.40	0.0000000	0.0000000	0.0000000	0.0000000	-2.5362100
Zinc	206.2	0.0055655	0.0000000	0.0134116	0.0450133	-3.7838400

Comments:

## U.S. EPA - CLP

11B

## ICP INTERELEMENT CORRECTION FACTORS (ANNUALLY)

Lab Name: Mitkem CorporationContract: 3563S-04Lab Code: MITKEM

Case No.

SAS No.:

SDG No.: MD0529

ICP ID Number:

OPTIMA3

Date:

3/30/05

Analyte	Wave-length (nm)	Interelement Correction Factors for:				
		Cu	Mn	Ni	Tl	Ti
Aluminum	308.21	0.0000000	0.0000000	0.0000000	0.0000000	0.0000000
Antimony	206.83	0.0782287	-0.1102270	-0.8122530	0.0000000	0.2031080
Arsenic	188.97	0.0000000	0.0000000	0.0186825	-0.0952024	0.0000000
Barium	233.52	0.0000000	0.0000000	0.0000000	0.0000000	0.0000000
Beryllium	313.10	0.0000000	0.0000000	0.0000000	0.0000000	-1.1853200
Cadmium	226.50	0.0000000	0.0000000	-0.2560290	0.0000000	0.0000000
Calcium	227.54	9.2404200	4.8478000	45.3181000	0.0000000	6.0943300
Chromium	267.71	0.0000000	0.2669770	0.0000000	0.0000000	0.1082320
Cobalt	228.61	0.0000000	0.0000000	0.0935109	0.0000000	2.1801300
Copper	324.75		0.0000000	0.0000000	0.0865919	0.1871190
Iron	273.95	0.0000000	0.0000000	0.0000000	0.0000000	0.0000000
Lead	220.35	0.2515750	0.1073900	0.0000000	0.0000000	-0.1902580
Magnesium	279.07	0.0000000	-3.4112600	0.0000000	0.0000000	0.0000000
Manganese	257.61	0.0000000		0.0000000	0.1517340	0.5352630
Nickel	231.60	0.0000000	0.0507419		0.2032970	0.0014408
Selenium	196.02	-0.0634704	0.8209090	0.0315190	-0.1350020	-0.1919800
Silver	328.06	0.0000000	0.0774532	-0.0602150	-0.0850740	0.3390440
Sodium	330.24	-4.8099800	0.0000000	2.6787200	-4.5025700	380.7280000
Thallium	190.80	0.0000000	-2.3409500	0.0450492		0.7407530
Vanadium	292.40	0.0000000	-0.0539501	0.0000000	0.0000000	0.6419912
Zinc	206.2	0.0000000	0.3582140	0.0000000	0.1493410	0.4049780

Comments:

---



---



---



---

## U.S. EPA - CLP

11B

## ICP INTERELEMENT CORRECTION FACTORS (ANNUALLY)

Lab Name: Mitkem CorporationContract: 3563S-04Lab Code: MITKEM

Case No.

SAS No.:

SDG No.: MD0529

ICP ID Number:

OPTIMA3Date: 3/30/05

Analyte	Wave-length (nm)	Interelement Correction Factors for:			
		V			
Aluminum	308.21	-24.1150000			
Antimony	206.83	-0.1104220			
Arsenic	188.97	0.1568980			
Barium	233.52	-0.6748410			
Beryllium	313.10	-0.0346689			
Cadmium	226.50	0.0000000			
Calcium	227.54	58.0892000			
Chromium	267.71	-0.3813230			
Cobalt	228.61	0.0000000			
Copper	324.75	-0.1314340			
Iron	273.95	30.6163000			
Lead	220.35	-0.0674069			
Magnesium	279.07	0.0000000			
Manganese	257.61	-0.0342472			
Nickel	231.60	0.0000000			
Selenium	196.02	-0.0783879			
Silver	328.06	-5.7249500			
Sodium	330.24	3.2989700			
Thallium	190.80	0.0000000			
Vanadium	292.40				
Zinc	206.2	0.0000000			

Comments:

---



---



---



---

## U.S. EPA - CLP

12  
ICP LINEAR RANGES (QUARTERLY)Lab Name: Mitkem CorporationContract: 3563S-04Lab Code: MITKEM Case No.

SAS No.:

SDG No.: MD0529ICP ID Number: OPTIMA2Date: 04/01/2005

Analyte	Integ. Time (Sec.)	Concentration (ug/L)	M
Aluminum	0.20	500000	P
Arsenic	0.20	25000	P
Barium	0.20	50000	P
Beryllium	0.20	1000	P
Cadmium	0.20	10000	P
Calcium	0.20	500000	P
Chromium	0.20	25000	P
Cobalt	0.20	50000	P
Copper	0.20	25000	P
Iron	0.20	300000	P
Lead	0.20	50000	P
Magnesium	0.20	500000	P
Manganese	0.20	25000	P
Nickel	0.20	50000	P
Selenium	0.20	25000	P
Silver	0.20	2500	P
Thallium	0.20	25000	P
Vanadium	0.20	50000	P
Zinc	0.20	25000	P

Comments:

---

---

---

---

U.S. EPA - CLP

12  
ICP LINEAR RANGES (QUARTERLY)

Lab Name: Mitkem Corporation

Contract: 3563S-04

Lab Code: MITKEM Case No.

SAS No.:

SDG No.: MD0529

ICP ID Number: OPTIMA3

Date: 04/01/2005

Analyte	Integ. Time (Sec.)	Concentration (ug/L)	M
Antimony	0.20	50000	P
Potassium	0.20	250000	P
Sodium	0.20	250000	P

Comments:

---



---



---

## U.S. EPA - CLP

13  
PREPARATION LOGLab Name: Mitkem CorporationContract: 3563S-04Lab Code: MITKEM Case No.

SAS No.:

SDG No.: MD0529Method: CA

EPA Sample No.	Preparation Date	Weight (gram)	Volume (mL)
B-390	05/12/05	1.04	50
B-390D	05/12/05	1.04	50
B-390S	05/12/05	1.04	50
LCSS	05/12/05	1.03	50
PBS	05/12/05	1.00	50

## U.S. EPA - CLP

13  
PREPARATION LOGLab Name: Mitkem CorporationContract: 3563S-04Lab Code: MITKEM Case No.

SAS No.:

SDG No.: MD0529Method: CA

EPA Sample No.	Preparation Date	Weight (gram)	Volume (mL)
PBW	05/16/05		50
RINSATE2	05/16/05		50
RINSATE2D	05/16/05		50
RINSATE2S	05/16/05		50

U.S. EPA - CLP

13  
PREPARATION LOG

Lab Name: Mitkem Corporation

Contract: 3563S-04

Lab Code: MITKEM Case No.

SAS No.:

SDG No.: MD0529

Method: CV

EPA Sample No.	Preparation Date	Weight (gram)	Volume (mL)
PEW	05/18/05		100
RINSATE2	05/18/05		132



U.S. EPA - CLP

13  
PREPARATION LOG

Lab Name: Mitkem Corporation

Contract: 3563S-04

Lab Code: MITKEM Case No.

SAS No.:

SDG No.: MD0529

Method: CV

EPA Sample No.	Preparation Date	Weight (gram)	Volume (mL)
B-390	05/18/05	0.20	100
B-390D	05/18/05	0.20	100
B-390S	05/18/05	0.20	100
LCSS	05/18/05	0.20	100
PBS	05/18/05	0.20	100

U.S. EPA - CLP

13  
PREPARATION LOG

Lab Name: Mitkem Corporation

Contract: 3563S-04

Lab Code: MITKEM Case No.

SAS No.:

SDG No.: MD0529

Method: P

EPA Sample No.	Preparation Date	Weight (gram)	Volume (mL)
LCSW	05/18/05		50
PBW	05/18/05		50
RINSATE2	05/18/05		50

## U.S. EPA - CLP

13  
PREPARATION LOGLab Name: Mitkem CorporationContract: 3563S-04Lab Code: MITKEM Case No.

SAS No.:

SDG No.: MD0529Method: P

EPA Sample No.	Preparation Date	Weight (gram)	Volume (mL)
B-390	05/18/05	1.34	200
B-390D	05/18/05	1.34	200
B-390S	05/18/05	1.34	200
LCSS	05/18/05	1.00	200
PBS	05/18/05	1.00	200

## U.S. EPA - CLP

14  
ANALYSIS RUN LOGLab Name: Mitkem CorporationContract: 3563S-04Lab Code: MITKEM Case No.

SAS No.:

SDG No.: MD0529Instrument ID Number: FIMS1Method: CVStart Date: 05/18/2005End Date: 05/18/2005

EPA Sample No.	D/F	Time	% R	Analytes																											
				A L	S B	A S	B A	B E	C D	C A	C O	C R	C U	F E	P B	M G	M N	H G	N I	K	S E	A G	N A	T L	V	Z N	C N				
S0	1.00	1525															X														
S0.2	1.00	1527															X														
S1.0	1.00	1528															X														
S2.0	1.00	1529															X														
S5.0	1.00	1531															X														
S10.0	1.00	1532															X														
ICV	1.00	1533															X														
ICB	1.00	1535															X														
CRA	1.00	1536															X														
CCV	1.00	1537															X														
CCB	1.00	1539															X														
PBW	1.00	1540															X														
RINGSATE2	1.00	1541															X														
ZZZZZZ	1.00	1543																													
ZZZZZZ	1.00	1544																													
ZZZZZZ	1.00	1545																													
CCV	1.00	1547															X														
CCB	1.00	1548															X														
PBS	1.00	1549															X														
ZZZZZZ	1.00	1551																													
ZZZZZZ	1.00	1552																													
B-390	1.00	1553															X														
B-390D	1.00	1555															X														
B-390S	1.00	1556															X														
LCSS	10.00	1557															X														
ZZZZZZ	1.00	1559																													
CCV	1.00	1600															X														
CCB	1.00	1601															X														

## U.S. EPA - CLP

14  
ANALYSIS RUN LOG

Lab Name: Mitkem CorporationContract: 3563S-04Lab Code: MITKEM Case No.:

SAS No.:

SDG No.: MD0529Instrument ID Number: LACHAT1Method: CAStart Date: 05/13/2005End Date: 05/13/2005

EPA Sample No.	D/F	Time	% R	Analytes																											
				A L	S B	A S	B A	B E	C D	C A	C O	C R	C U	F E	P B	M G	M N	H G	N I	K	S E	A G	N A	T L	V	Z N	C N				
S0	1.00	1142																									X				
S0.01	1.00	1144																									X				
S0.025	1.00	1147																									X				
S0.05	1.00	1149																									X				
S0.10	1.00	1152																									X				
S0.20	1.00	1154																									X				
S0.40	1.00	1157																									X				
ICV	1.00	1200																									X				
ICB	1.00	1203																									X				
CRA	1.00	1205																									X				
CCV	1.00	1208																									X				
CCB	1.00	1210																									X				
ZZZZZZ	1.00	1213																													
ZZZZZZ	1.00	1216																													
ZZZZZZ	1.00	1218																													
ZZZZZZ	1.00	1221																													
CCV	1.00	1223																									X				
CCB	1.00	1226																									X				
ZZZZZZ	1.00	1228																													
ZZZZZZ	1.00	1231																													
ZZZZZZ	1.00	1233																													
ZZZZZZ	1.00	1236																													
ZZZZZZ	1.00	1238																													
ZZZZZZ	1.00	1241																													
ZZZZZZ	1.00	1243																													
ZZZZZZ	1.00	1246																													
CCV	1.00	1248																									X				
CCB	1.00	1251																									X				
ZZZZZZ	1.00	1253																													
ZZZZZZ	1.00	1256																													
ZZZZZZ	1.00	1258																													
ZZZZZZ	1.00	1301																													
ZZZZZZ	1.00	1303																													
ZZZZZZ	1.00	1306																													
ZZZZZZ	1.00	1309																													

FORM XIV - IN

ILM04.1

## U.S. EPA - CLP

14  
ANALYSIS RUN LOG

Lab Name: Mitkem CorporationContract: 3563S-04Lab Code: MITKEM Case No.

SAS No.:

SDG No.: MD0529Instrument ID Number: LACHAT1Method: CAStart Date: 05/13/2005End Date: 05/13/2005

EPA Sample No.	D/F	Time	% R	Analytes																					
				A L	S B	A S	B A	B E	C D	C A	C O	C R	C U	F E	P B	M G	M N	H G	N I	K	S E	A G	N A	T L	V
ZZZZZZ	1.00	1311																							
CCV	1.00	1314																							X
CCB	1.00	1316																							X
ZZZZZZ	1.00	1319																							
PBS	1.00	1321																							X
ZZZZZZ	1.00	1324																							
B-390	1.00	1326																							X
B-390D	1.00	1329																							X
B-390S	1.00	1331																							X
ZZZZZZ	1.00	1334																							
CCV	1.00	1336																							X
CCB	1.00	1339																							X
ZZZZZZ	1.00	1341																							
LCSS	10.00	1445																							X
CCV	1.00	1447																							X
CCB	1.00	1450																							X

## U.S. EPA - CLP

14  
ANALYSIS RUN LOGLab Name: Mitkem CorporationContract: 3563S-04Lab Code: MITKEM Case No.

SAS No.:

SDG No.: MD0529Instrument ID Number: LACHAT1Method: CAStart Date: 05/17/2005End Date: 05/17/2005

EPA Sample No.	D/F	Time	% R	Analytes																					
				A L	S B	A S	B A	B E	C D	C A	C O	C R	C U	F E	P B	M G	M N	H G	N I	K	S E	A G	N A	T L	V
S0	1.00	1145																							X
S0.01	1.00	1147																							X
S0.025	1.00	1150																							X
S0.05	1.00	1152																							X
S0.10	1.00	1155																							X
S0.20	1.00	1157																							X
S0.40	1.00	1200																							X
ICV	1.00	1203																							X
ICB	1.00	1206																							X
CRA	1.00	1208																							X
CCV	1.00	1211																							X
CCB	1.00	1214																							X
ZZZZZZ	1.00	1216																							
ZZZZZZ	1.00	1219																							
ZZZZZZ	1.00	1221																							
ZZZZZZ	1.00	1224																							
CCV	1.00	1226																							X
CCB	1.00	1229																							X
ZZZZZZ	1.00	1231																							
ZZZZZZ	1.00	1234																							
ZZZZZZ	1.00	1236																							
ZZZZZZ	1.00	1239																							
ZZZZZZ	1.00	1241																							
ZZZZZZ	1.00	1244																							
ZZZZZZ	1.00	1246																							
ZZZZZZ	1.00	1249																							
CCV	1.00	1251																							X
CCB	1.00	1254																							X
ZZZZZZ	1.00	1256																							
PBW	1.00	1259																							X
RINSATE2	1.00	1301																							X
RINSATE2D	1.00	1304																							X
RINSATE2S	1.00	1307																							X
CCV	1.00	1309																							X
CCB	1.00	1312																							X

FORM XIV - IN

ILM04.1

## U.S. EPA - CLP

14  
ANALYSIS RUN LOG

Lab Name: Mitkem CorporationContract: 3563S-04Lab Code: MITKEM Case No.:

SAS No.:

SDG No.: MD0529Instrument ID Number: OPTIMA2Method: PStart Date: 05/19/2005End Date: 05/19/2005

EPA Sample No.	D/F	Time	% R	Analytes																											
				A L	S B	A S	B A	B E	C D	C A	C O	C R	C U	F E	P B	M G	M N	H G	N I	K	S E	A G	N A	T L	V	Z N	C N				
S0	1.00	1053		X		X	X	X	X	X	X	X	X	X	X	X	X	X		X	X		X	X	X						
S1	1.00	1057		X		X	X	X	X	X	X	X	X	X	X	X	X	X		X	X		X	X	X						
ZZZZZZ	1.00	1102																													
ZZZZZZ	1.00	1106																													
ICV	1.00	1109		X		X	X	X	X	X	X	X	X	X	X	X	X	X		X	X		X	X	X						
ICB	1.00	1119		X		X	X	X	X	X	X	X	X	X	X	X	X	X		X	X		X	X	X						
CRI	1.00	1123				X		X	X		X	X	X		X		X	X		X	X		X	X	X						
ICSA	1.00	1127		X		X	X	X	X	X	X	X	X	X	X	X	X	X		X	X		X	X	X						
ICSAB	1.00	1131		X		X	X	X	X	X	X	X	X	X	X	X	X	X		X	X		X	X	X						
CCV	1.00	1136		X		X	X	X	X	X	X	X	X	X	X	X	X	X		X	X		X	X	X						
CCB	1.00	1140		X		X	X	X	X	X	X	X	X	X	X	X	X	X		X	X		X	X	X						
ZZZZZZ	1.00	1144																													
ZZZZZZ	1.00	1148																													
ZZZZZZ	1.00	1152																													
ZZZZZZ	1.00	1156																													
ZZZZZZ	5.00	1201																													
ZZZZZZ	1.00	1205																													
ZZZZZZ	1.00	1209																													
CCV	1.00	1218		X		X	X	X	X	X	X	X	X	X	X	X	X	X		X	X		X	X	X						
CCB	1.00	1223		X		X	X	X	X	X	X	X	X	X	X	X	X	X		X	X		X	X	X						
PBS	1.00	1227		X		X	X	X	X	X	X	X	X	X	X	X	X	X		X	X		X	X	X						
LCSS	1.00	1231		X		X	X	X	X	X	X	X	X	X	X	X	X	X		X	X		X	X	X						
ZZZZZZ	5.00	1235																													
ZZZZZZ	1.00	1239																													
B-390	1.00	1243		X		X	X	X	X	X	X	X	X	X	X	X	X	X		X	X		X	X	X						
CRI	1.00	1248				X		X	X		X	X	X		X		X	X		X	X		X	X	X						
ICSA	1.00	1252		X		X	X	X	X	X	X	X	X	X	X	X	X	X		X	X		X	X	X						
ICSAB	1.00	1256		X		X	X	X	X	X	X	X	X	X	X	X	X	X		X	X		X	X	X						
CCV	1.00	1300		X		X	X	X	X	X	X	X	X	X	X	X	X	X		X	X		X	X	X						
CCB	1.00	1304		X		X	X	X	X	X	X	X	X	X	X	X	X	X		X	X		X	X	X						
B-390D	1.00	1309		X		X	X	X	X	X	X	X	X	X	X	X	X	X		X	X		X	X	X						
B-390S	1.00	1313		X		X	X	X	X	X	X	X	X	X	X	X	X	X		X	X		X	X	X						
B-390L	5.00	1317		X		X	X	X	X	X	X	X	X	X	X	X	X	X		X	X		X	X	X						
B-390A	1.00	1321																		X											
RINSATE2	1.00	1325		X		X	X	X	X	X	X	X	X	X	X	X	X	X		X	X		X	X	X						

FORM XIV - IN

ILM04.1



## U.S. EPA - CLP

14  
ANALYSIS RUN LOG

Lab Name: Mitkem CorporationContract: 3563S-04Lab Code: MITKEM Case No.

SAS No.:

SDG No.: MD0529Instrument ID Number: OPTIMA2Method: PStart Date: 05/19/2005End Date: 05/19/2005

EPA Sample No.	D/F	Time	% R	Analytes																											
				A L	S B	A S	B A	B E	C D	C A	C O	C R	C U	F E	P B	M G	M N	H G	N I	K	S E	A G	N A	T L	V	Z N	C N				
RINSATE2L	5.00	1329		X		X	X	X	X	X	X	X	X	X	X	X		X		X	X		X	X	X						
ZZZZZZ	1.00	1333																													
ZZZZZZ	5.00	1337																													
ZZZZZZ	1.00	1341																													
ZZZZZZ	1.00	1346																													
CCV	1.00	1350		X		X	X	X	X	X	X	X	X	X	X	X		X		X	X		X	X	X						
CCB	1.00	1354		X		X	X	X	X	X	X	X	X	X	X	X		X		X	X		X	X	X						
PBW	1.00	1358		X		X	X	X	X	X	X	X	X	X	X	X		X		X	X		X	X	X						
LCSW	1.00	1402		X		X	X	X	X	X	X	X	X	X	X	X		X		X	X		X	X	X						
ZZZZZZ	1.00	1406																													
ZZZZZZ	1.00	1410																													
ZZZZZZ	1.00	1414																													
ZZZZZZ	1.00	1419																													
ZZZZZZ	1.00	1423																													
CRI	1.00	1427				X		X	X		X	X	X		X		X		X		X	X		X	X	X					
ICSA	1.00	1431		X		X	X	X	X	X	X	X	X	X	X	X		X		X	X		X	X	X						
ICSAB	1.00	1435		X		X	X	X	X	X	X	X	X	X	X	X		X		X	X		X	X	X						
CCV	1.00	1440		X		X	X	X	X	X	X	X	X	X	X	X		X		X	X		X	X	X						
CCB	1.00	1444		X		X	X	X	X	X	X	X	X	X	X	X		X		X	X		X	X	X						

## U.S. EPA - CLP

14  
ANALYSIS RUN LOGLab Name: Mitkem CorporationContract: 3563S-04Lab Code: MITKEM Case No.

SAS No.:

SDG No.: MD0529Instrument ID Number: OPTIMA3Method: PStart Date: 05/19/2005End Date: 05/19/2005

EPA Sample No.	D/F	Time	% R	Analytes																							
				A L	S B	A S	B A	B E	C D	C A	C O	C R	C U	F E	P B	M G	M N	H G	N I	K	S E	A G	N A	T L	V	Z N	C N
S0	1.00	1404																					X				
S1	1.00	1406																					X				
ICV	1.00	1408																					X				
ICB	1.00	1411																					X				
ICSA	1.00	1413																					X				
ICSAB	1.00	1415																					X				
CCV	1.00	1418																					X				
CCB	1.00	1420																					X				
PBS	1.00	1423																					X				
ICSS	1.00	1425																					X				
ZZZZZZ	5.00	1427																									
ZZZZZZ	1.00	1430																									
B-390	1.00	1432																					X				
B 390D	1.00	1434																					X				
B-390L	5.00	1437																					X				
PBW	1.00	1439																					X				
CCV	1.00	1441																					X				
CCB	1.00	1444																					X				
ICSW	1.00	1446																					X				
RINSATE2	1.00	1448																					X				
RINSATE2L	5.00	1451																					X				
ZZZZZZ	1.00	1453																									
ZZZZZZ	5.00	1455																									
ICSA	1.00	1458																					X				
ICSAB	1.00	1500																					X				
CCV	1.00	1502																					X				
CCB	1.00	1505																					X				

## U.S. EPA - CLP

14  
ANALYSIS RUN LOGLab Name: Mitkem CorporationContract: 3563S-04Lab Code: MITKEM Case No.

SAS No.:

SDG No.: MD0529Instrument ID Number: OPTIMA3Method: PStart Date: 05/19/2005End Date: 05/19/2005

EPA Sample No.	D/F	Time	% R	Analytes																											
				A L	S B	A S	B A	B E	C D	C A	C O	C R	C U	F E	P B	M G	M N	H G	N I	K	S E	A G	N A	T L	V	Z N	C N				
S0	1.00	1507																	X												
S1	1.00	1509																	X												
ICV	1.00	1512																	X												
ICB	1.00	1514																	X												
ICSA	1.00	1516																	X												
ICSAB	1.00	1519																	X												
CCV	1.00	1521																	X												
CCB	1.00	1523																	X												
PBS	1.00	1526																	X												
LCSS	1.00	1528																	X												
ZZZZZZ	5.00	1531																													
ZZZZZZ	1.00	1533																													
B-390	1.00	1535																	X												
B-390D	1.00	1538																	X												
B-390L	5.00	1540																	X												
PBW	1.00	1542																	X												
CCV	1.00	1545																	X												
CCB	1.00	1547																	X												
LCSW	1.00	1549																	X												
RINSATE2	1.00	1552																	X												
RINSATE2L	5.00	1554																	X												
ZZZZZZ	1.00	1556																													
ZZZZZZ	5.00	1559																													
ICSA	1.00	1601																	X												
ICSAB	1.00	1603																	X												
CCV	1.00	1606																	X												
CCB	1.00	1608																	X												

## U.S. EPA - CLP

14  
ANALYSIS RUN LOGLab Name: Mitkem CorporationContract: 3563S-04Lab Code: MITKEM Case No.SAS No.: SDG No.: MD0529Instrument ID Number: OPTIMA3Method: PStart Date: 05/20/2005End Date: 05/20/2005

EPA Sample No.	D/F	Time	% R	Analytes																							
				A L	S B	A S	B A	B E	C D	C A	C O	C R	C U	F E	P B	M G	M N	H G	N I	K	S E	A G	N A	T L	V	Z N	C N
S0	1.00	1330			X																						
S1	1.00	1334			X																						
ICV	1.00	1337			X																						
ICB	1.00	1340			X																						
CRI	1.00	1343			X																						
ICSA	1.00	1346			X																						
ICSAB	1.00	1349			X																						
CCV	1.00	1352			X																						
CCB	1.00	1356			X																						
PBS	1.00	1359			X																						
LCSS	1.00	1402			X																						
ZZZZZZ	5.00	1405																									
ZZZZZZ	1.00	1408																									
B 390	1.00	1412			X																						
B-390D	1.00	1415			X																						
B-390S	1.00	1418			X																						
B-390L	5.00	1421			X																						
B-390A	1.00	1424			X																						
PBW	1.00	1427			X																						
CCV	1.00	1431			X																						
CCB	1.00	1434			X																						
LCSW	1.00	1437			X																						
RINSATE2	1.00	1440			X																						
RINSATE2L	5.00	1443			X																						
ZZZZZZ	1.00	1446																									
ZZZZZZ	5.00	1449																									
CRI	1.00	1453			X																						
ICSA	1.00	1456			X																						
ICSAB	1.00	1459			X																						
CCV	1.00	1502			X																						
CCB	1.00	1505			X																						

## Instrument Raw Data

☒ ICP

☐ Mercury

☒ Cyanide

## Reprocessing Begun

Logged In Analyst: optima2

Technique: ICP Continuous

Results Data Set (original): A05051901

Results Library (original): D:\pe\administrator\Results\Results.mdb

Results Data Set (reprocessed): A05051901A

Results Library (reprocessed): D:\pe\administrator\Results\Results.mdb

Sequence No.: 1

Sample ID: S0

Analyst:

Sample Wt:

Dilution:

Autosampler Location: 1

Date Collected: 5/19/05 10:53:43 AM

Sample Prep Volume:

Data Type: Reprocessed on 5/20/05 9:15:57 AM,

## Mean Data: S0

Analyte	Mean Corrected Intensity	Std.Dev.	RSD	Conc.	Calib Units
Ag 328.068	-1124.9	85.80	7.63%	[0.00]	mg/L
Al 308.215	17136.0	182.80	1.07%	[0.00]	mg/L
As 188.979	16.6	0.51	3.06%	[0.00]	mg/L
Ba 233.527	566.8	3.73	0.66%	[0.00]	mg/L
Be 313.107	-1957.5	2.67	0.14%	[0.00]	mg/L
Co 228.616	-191.0	0.91	0.48%	[0.00]	mg/L
Cr 267.716	1404.8	22.35	1.59%	[0.00]	mg/L
Cu 324.752	4661.6	25.28	0.54%	[0.00]	mg/L
Fe 273.955	-2387.5	5.26	0.22%	[0.00]	mg/L
Mg 279.077	-9896.8	0.64	0.01%	[0.00]	mg/L
Mn 257.610	-2775.0	2.36	0.09%	[0.00]	mg/L
Ni 231.604	-146.3	8.79	6.01%	[0.00]	mg/L
Pb 220.353	-401.7	5.58	1.39%	[0.00]	mg/L
Sb 206.836	207.3	0.44	0.21%	[0.00]	mg/L
Se 196.026	16.3	3.68	22.55%	[0.00]	mg/L
Tl 190.801	20.3	0.12	0.59%	[0.00]	mg/L
V 292.402	-375.3	42.26	11.26%	[0.00]	mg/L
Zn 206.200	344.5	11.54	3.35%	[0.00]	mg/L
Na 330.237	338.1	157.16	46.48%	[0.00]	mg/L
Cd 226.502	-632.8	8.44	1.33%	[0.00]	mg/L
Ti 334.940	548.1	73.25	13.36%	[0.00]	mg/L
Ca 227.546	151.2	10.06	6.65%	[0.00]	mg/L

Sequence No.: 2

Sample ID: S1

Analyst:

Sample Wt:

Dilution:

Autosampler Location: 2

Date Collected: 5/19/05 10:57:47 AM

Sample Prep Volume:

Data Type: Reprocessed on 5/20/05 9:16:02 AM,

## Mean Data: S1

Analyte	Mean Corrected Intensity	Std.Dev.	RSD	Conc.	Calib Units
Ag 328.068	851786.5	1002.51	0.12%	[2.5]	mg/L
Al 308.215	675285.0	1720.18	0.25%	[20]	mg/L
As 188.979	1717.4	12.19	0.71%	[1]	mg/L
Ba 233.527	1721940.6	8763.05	0.51%	[20]	mg/L
Be 313.107	3095880.4	17232.87	0.56%	[0.5]	mg/L
Co 228.616	233167.3	3.01	0.00%	[5]	mg/L
Cr 267.716	451304.9	1127.46	0.25%	[2]	mg/L
Cu 324.752	980315.4	6430.42	0.66%	[2.5]	mg/L
Fe 273.955	231296.2	659.26	0.29%	[10]	mg/L
Mg 279.077	941971.8	1345.73	0.14%	[50]	mg/L
Mn 257.610	556919.0	321.99	0.06%	[5]	mg/L
Ni 231.604	364885.1	114.06	0.03%	[5]	mg/L
Pb 220.353	11818.9	56.53	0.48%	[1]	mg/L
Sb 206.836	3056.9	309.99	10.14%	[1]	mg/L
Se 196.026	2332.2	19.74	0.85%	[1]	mg/L
Tl 190.801	2096.4	12.17	0.58%	[1]	mg/L

V 292.402	1212556.0	4139.88	0.34%	[5] mg/L
Zn 206.200	482779.9	1922.61	0.40%	[5] mg/L
Na 330.237	79332.6	460.71	0.58%	[50] mg/L
Cd 226.502	115280.3	503.43	0.44%	[0.5] mg/L
Ti 334.940	739094.2	4751.30	0.64%	[1] mg/L
Ca 227.546	25287.3	135.66	0.54%	[50] mg/L

## Calibration Summary

Analyte	Stds.	Equation	Intercept	Slope	Curvature	Corr. Coef.	Reslope
Ag 328.068	1	Lin Thru 0	0.0	340700	0.00000	1.000000	
Al 308.215	1	Lin Thru 0	0.0	33760	0.00000	1.000000	
As 188.979	1	Lin Thru 0	0.0	1717	0.00000	1.000000	
Ba 233.527	1	Lin Thru 0	0.0	86100	0.00000	1.000000	
Be 313.107	1	Lin Thru 0	0.0	6192000	0.00000	1.000000	
Co 228.616	1	Lin Thru 0	0.0	46630	0.00000	1.000000	
Cr 267.716	1	Lin Thru 0	0.0	225700	0.00000	1.000000	
Cu 324.752	1	Lin Thru 0	0.0	392100	0.00000	1.000000	
Fe 273.955	1	Lin Thru 0	0.0	23130	0.00000	1.000000	
Mg 279.077	1	Lin Thru 0	0.0	18840	0.00000	1.000000	
Mn 257.610	1	Lin Thru 0	0.0	111400	0.00000	1.000000	
Ni 231.604	1	Lin Thru 0	0.0	72980	0.00000	1.000000	
Pb 220.353	1	Lin Thru 0	0.0	11820	0.00000	1.000000	
Sb 206.836	1	Lin Thru 0	0.0	3057	0.00000	1.000000	
Se 196.026	1	Lin Thru 0	0.0	2332	0.00000	1.000000	
Tl 190.801	1	Lin Thru 0	0.0	2096	0.00000	1.000000	
V 292.402	1	Lin Thru 0	0.0	242500	0.00000	1.000000	
Zn 206.200	1	Lin Thru 0	0.0	96560	0.00000	1.000000	
Na 330.237	1	Lin Thru 0	0.0	1587	0.00000	1.000000	
Cd 226.502	1	Lin Thru 0	0.0	230600	0.00000	1.000000	
Ti 334.940	1	Lin Thru 0	0.0	739100	0.00000	1.000000	
Ca 227.546	1	Lin Thru 0	0.0	505.7	0.00000	1.000000	

Sequence No.: 3

Sample ID: ICV

Analyst:

Sample Wt:

Dilution:

Autosampler Location: 9

Date Collected: 5/19/05 11:02:02 AM

Sample Prep Volume:

Data Type: Reprocessed on 5/20/05 9:16:03 AM,

## Mean Data: ICV

Analyte	Mean Corrected Intensity	Conc. Units	Std. Dev.	Sample Conc. Units	Std. Dev.	RSD
Ag 328.068	703901.7	2.0677 mg/L	0.00259	2.0677 mg/L	0.00259	0.13%
Al 308.215	505263.3	14.894 mg/L	0.1193	14.894 mg/L	0.1193	0.80%
As 188.979	1313.0	0.7707 mg/L	0.00099	0.7707 mg/L	0.00099	0.13%
Ba 233.527	1353116.9	15.712 mg/L	0.0841	15.712 mg/L	0.0841	0.54%
Be 313.107	2373334.7	0.3833 mg/L	0.00051	0.3833 mg/L	0.00051	0.13%
Co 228.616	177536.0	3.8065 mg/L	0.03387	3.8065 mg/L	0.03387	0.89%
Cr 267.716	342138.9	1.5136 mg/L	0.01271	1.5136 mg/L	0.01271	0.84%
Cu 324.752	754271.3	1.9210 mg/L	0.00651	1.9210 mg/L	0.00651	0.34%
Fe 273.955	177691.9	7.4562 mg/L	0.06689	7.4562 mg/L	0.06689	0.90%
Mg 279.077	715715.3	38.067 mg/L	0.3229	38.067 mg/L	0.3229	0.85%
Mn 257.610	424365.0	3.8162 mg/L	0.03210	3.8162 mg/L	0.03210	0.84%
Ni 231.604	277212.1	3.7967 mg/L	0.02788	3.7967 mg/L	0.02788	0.73%
Pb 220.353	8982.1	0.7670 mg/L	0.00075	0.7670 mg/L	0.00075	0.10%
Sb 206.836	2712.0	0.8800 mg/L	0.01123	0.8800 mg/L	0.01123	1.28%
Se 196.026	1780.7	0.7643 mg/L	0.00011	0.7643 mg/L	0.00011	0.01%
Tl 190.801	1608.1	0.7632 mg/L	0.00044	0.7632 mg/L	0.00044	0.06%
V 292.402	931402.6	3.8436 mg/L	0.00975	3.8436 mg/L	0.00975	0.25%
Zn 206.200	368750.9	3.8202 mg/L	0.03454	3.8202 mg/L	0.03454	0.90%
Na 330.237	59555.2	37.541 mg/L	0.3727	37.541 mg/L	0.3727	0.99%
Cd 226.502	87274.2	0.3790 mg/L	0.00305	0.3790 mg/L	0.00305	0.80%
Ti 334.940	-23.2	0.0012 mg/L	0.00024	0.0012 mg/L	0.00024	19.87%
Ca 227.546	19519.2	38.181 mg/L	0.0445	38.181 mg/L	0.0445	0.12%

Sequence No.: 4

Sample ID: ICB

Autosampler Location: 4

Date Collected: 5/19/05 11:06:12 AM

Analyst:  
Sample Wt:  
Dilution:

Sample Prep Volume:

Data Type: Reprocessed on 5/20/05 9:16:05 AM,

Mean Data: ICB

Analyte	Mean Corrected Intensity	Calib Conc. Units	Std.Dev.	Sample Conc. Units	Std.Dev.	RSD
Ag 328.068	3602.3	0.0106 mg/L	0.00105	0.0106 mg/L	0.00105	9.94%
Al 308.215	108.3	0.0032 mg/L	0.00296	0.0032 mg/L	0.00296	92.49%
As 188.979	-0.2	-0.0001 mg/L	0.00073	-0.0001 mg/L	0.00073	549.34%
Ba 233.527	135.6	0.0016 mg/L	0.00068	0.0016 mg/L	0.00068	43.20%
Be 313.107	368.0	0.0001 mg/L	0.00001	0.0001 mg/L	0.00001	19.72%
Co 228.616	35.7	0.0008 mg/L	0.00026	0.0008 mg/L	0.00026	33.74%
Cr 267.716	56.1	0.0002 mg/L	0.00015	0.0002 mg/L	0.00015	60.29%
Cu 324.752	2758.8	0.0070 mg/L	0.00090	0.0070 mg/L	0.00090	12.75%
Fe 273.955	79.3	0.0034 mg/L	0.00063	0.0034 mg/L	0.00063	18.39%
Mg 279.077	226.9	0.0121 mg/L	0.00716	0.0121 mg/L	0.00716	59.36%
Mn 257.610	61.8	0.0006 mg/L	0.00017	0.0006 mg/L	0.00017	29.65%
Ni 231.604	46.9	0.0006 mg/L	0.00025	0.0006 mg/L	0.00025	38.39%
Pb 220.353	12.6	0.0011 mg/L	0.00071	0.0011 mg/L	0.00071	66.27%
Sb 206.836	69.4	0.0227 mg/L	0.00533	0.0227 mg/L	0.00533	23.46%
Se 196.026	1.0	0.0004 mg/L	0.00122	0.0004 mg/L	0.00122	288.77%
Tl 190.801	7.1	0.0034 mg/L	0.00086	0.0034 mg/L	0.00086	25.55%
V 292.402	111.7	0.0005 mg/L	0.00042	0.0005 mg/L	0.00042	91.75%
Zn 206.200	781.1	0.0081 mg/L	0.00137	0.0081 mg/L	0.00137	16.97%
Na 330.237	85.7	0.0542 mg/L	0.02803	0.0542 mg/L	0.02803	51.72%
Cd 226.502	22.1	0.0001 mg/L	0.00003	0.0001 mg/L	0.00003	30.45%
Ti 334.940	120.7	0.0002 mg/L	0.00006	0.0002 mg/L	0.00006	34.28%
Ca 227.546	0.0	-0.0002 mg/L	0.00200	-0.0002 mg/L	0.00200	>999.9%

Sequence No.: 5

Sample ID: ICV

Analyst:

Sample Wt:

Dilution:

Autosampler Location: 9

Date Collected: 5/19/05 11:09:58 AM

Sample Prep Volume:

Data Type: Reprocessed on 5/20/05 9:16:05 AM,

Mean Data: ICV

Analyte	Mean Corrected Intensity	Calib Conc. Units	Std.Dev.	Sample Conc. Units	Std.Dev.	RSD
Ag 328.068	696394.0	2.0457 mg/L	0.01120	2.0457 mg/L	0.01120	0.55%
Al 308.215	508630.5	14.993 mg/L	0.1172	14.993 mg/L	0.1172	0.78%
As 188.979	1324.1	0.7772 mg/L	0.00363	0.7772 mg/L	0.00363	0.47%
Ba 233.527	1346543.6	15.636 mg/L	0.0654	15.636 mg/L	0.0654	0.42%
Be 313.107	2365835.3	0.3821 mg/L	0.00114	0.3821 mg/L	0.00114	0.30%
Co 228.616	178509.9	3.8273 mg/L	0.02252	3.8273 mg/L	0.02252	0.59%
Cr 267.716	344513.5	1.5242 mg/L	0.01565	1.5242 mg/L	0.01565	1.03%
Cu 324.752	746909.0	1.9022 mg/L	0.00591	1.9022 mg/L	0.00591	0.31%
Fe 273.955	178786.0	7.5041 mg/L	0.07674	7.5041 mg/L	0.07674	1.02%
Mg 279.077	719040.0	38.244 mg/L	0.2764	38.244 mg/L	0.2764	0.72%
Mn 257.610	426460.1	3.8350 mg/L	0.02583	3.8350 mg/L	0.02583	0.67%
Ni 231.604	278139.9	3.8094 mg/L	0.01480	3.8094 mg/L	0.01480	0.39%
Pb 220.353	9008.0	0.7692 mg/L	0.00340	0.7692 mg/L	0.00340	0.44%
Sb 206.836	2561.6	0.8307 mg/L	0.00909	0.8307 mg/L	0.00909	1.09%
Se 196.026	1787.1	0.7671 mg/L	0.00433	0.7671 mg/L	0.00433	0.56%
Tl 190.801	1615.8	0.7670 mg/L	0.00403	0.7670 mg/L	0.00403	0.53%
V 292.402	928989.7	3.8337 mg/L	0.01388	3.8337 mg/L	0.01388	0.36%
Zn 206.200	369671.7	3.8298 mg/L	0.03724	3.8298 mg/L	0.03724	0.97%
Na 330.237	59739.2	37.657 mg/L	0.2512	37.657 mg/L	0.2512	0.67%
Cd 226.502	87632.0	0.3805 mg/L	0.00313	0.3805 mg/L	0.00313	0.82%
Ti 334.940	-131.3	0.0011 mg/L	0.00000	0.0011 mg/L	0.00000	0.31%
Ca 227.546	19652.6	38.444 mg/L	0.1062	38.444 mg/L	0.1062	0.28%

Sequence No.: 6

Sample ID: ICB

Analyst:

Sample Wt:

Dilution:

Autosampler Location: 4

Date Collected: 5/19/05 11:19:21 AM

Sample Prep Volume:

Data Type: Reprocessed on 5/20/05 9:16:06 AM,



## Mean Data: ICB

Analyte	Mean Corrected Intensity	Conc. Units	Calib	Std.Dev.	Conc. Units	Sample	Std.Dev.	RSD
Ag 328.068	2278.4	0.0067	mg/L	0.00034	0.0067	mg/L	0.00034	5.16%
Al 308.215	140.1	0.0041	mg/L	0.00044	0.0041	mg/L	0.00044	10.55%
As 188.979	1.4	0.0008	mg/L	0.00230	0.0008	mg/L	0.00230	289.57%
Ba 233.527	56.4	0.0007	mg/L	0.00006	0.0007	mg/L	0.00006	8.53%
Be 313.107	96.3	0.0000	mg/L	0.00001	0.0000	mg/L	0.00001	44.96%
Co 228.616	19.1	0.0004	mg/L	0.00004	0.0004	mg/L	0.00004	10.12%
Cr 267.716	5.4	0.0000	mg/L	0.00000	0.0000	mg/L	0.00000	16.72%
Cu 324.752	1483.5	0.0038	mg/L	0.00005	0.0038	mg/L	0.00005	1.25%
Fe 273.955	53.5	0.0023	mg/L	0.00022	0.0023	mg/L	0.00022	9.45%
Mg 279.077	134.8	0.0072	mg/L	0.00098	0.0072	mg/L	0.00098	13.66%
Mn 257.610	36.1	0.0003	mg/L	0.00000	0.0003	mg/L	0.00000	1.11%
Ni 231.604	22.1	0.0003	mg/L	0.00007	0.0003	mg/L	0.00007	21.83%
Pb 220.353	2.9	0.0002	mg/L	0.00062	0.0002	mg/L	0.00062	254.79%
Sb 206.836	15.3	0.0050	mg/L	0.00116	0.0050	mg/L	0.00116	23.17%
Se 196.026	2.9	0.0012	mg/L	0.00131	0.0012	mg/L	0.00131	105.41%
Tl 190.801	0.3	0.0002	mg/L	0.00200	0.0002	mg/L	0.00200	>999.9%
V 292.402	13.0	0.0001	mg/L	0.00007	0.0001	mg/L	0.00007	134.75%
Zn 206.200	492.1	0.0051	mg/L	0.00037	0.0051	mg/L	0.00037	7.24%
Na 330.237	-43.8	-0.0275	mg/L	0.11410	-0.0275	mg/L	0.11410	415.08%
Cd 226.502	3.9	0.0000	mg/L	0.00001	0.0000	mg/L	0.00001	78.71%
Ti 334.940	84.6	0.0001	mg/L	0.00003	0.0001	mg/L	0.00003	30.16%
Ca 227.546	11.2	0.0221	mg/L	0.00892	0.0221	mg/L	0.00892	40.45%

Sequence No.: 7

Sample ID: CRI

Analyst:

Sample Wt:

Dilution:

Autosampler Location: 7

Date Collected: 5/19/05 11:23:28 AM

Sample Prep Volume:

Data Type: Reprocessed on 5/20/05 9:16:07 AM,

## Mean Data: CRI

Analyte	Mean Corrected Intensity	Conc. Units	Calib	Std.Dev.	Conc. Units	Sample	Std.Dev.	RSD
Ag 328.068	11222.8	0.0330	mg/L	0.00068	0.0330	mg/L	0.00068	2.05%
Al 308.215	323.1	0.0079	mg/L	0.00219	0.0079	mg/L	0.00219	27.78%
As 188.979	36.8	0.0215	mg/L	0.00006	0.0215	mg/L	0.00006	0.28%
Ba 233.527	103.9	0.0011	mg/L	0.00007	0.0011	mg/L	0.00007	5.87%
Be 313.107	63045.3	0.0102	mg/L	0.00008	0.0102	mg/L	0.00008	0.77%
Co 228.616	4954.9	0.1062	mg/L	0.00022	0.1062	mg/L	0.00022	0.20%
Cr 267.716	4749.7	0.0210	mg/L	0.00009	0.0210	mg/L	0.00009	0.45%
Cu 324.752	21672.2	0.0552	mg/L	0.00020	0.0552	mg/L	0.00020	0.36%
Fe 273.955	253.6	0.0048	mg/L	0.00041	0.0048	mg/L	0.00041	8.46%
Mg 279.077	-20.2	-0.0003	mg/L	0.00018	-0.0003	mg/L	0.00018	53.60%
Mn 257.610	3519.8	0.0316	mg/L	0.00005	0.0316	mg/L	0.00005	0.15%
Ni 231.604	6314.9	0.0865	mg/L	0.00083	0.0865	mg/L	0.00083	0.97%
Pb 220.353	83.7	0.0072	mg/L	0.00014	0.0072	mg/L	0.00014	1.97%
Sb 206.836	320.2	0.1047	mg/L	0.01279	0.1047	mg/L	0.01279	12.21%
Se 196.026	27.0	0.0115	mg/L	0.00012	0.0115	mg/L	0.00012	1.08%
Tl 190.801	45.6	0.0216	mg/L	0.00157	0.0216	mg/L	0.00157	7.29%
V 292.402	25270.0	0.1042	mg/L	0.00077	0.1042	mg/L	0.00077	0.74%
Zn 206.200	5330.1	0.0552	mg/L	0.00050	0.0552	mg/L	0.00050	0.91%
Na 330.237	205.3	0.1300	mg/L	0.15413	0.1300	mg/L	0.15413	118.52%
Cd 226.502	2441.1	0.0106	mg/L	0.00001	0.0106	mg/L	0.00001	0.06%
Ti 334.940	49.1	0.0001	mg/L	0.00013	0.0001	mg/L	0.00013	202.04%
Ca 227.546	31.8	0.0549	mg/L	0.00732	0.0549	mg/L	0.00732	13.33%

Sequence No.: 8

Sample ID: ICSEA

Analyst:

Sample Wt:

Dilution:

Autosampler Location: 5

Date Collected: 5/19/05 11:27:37 AM

Sample Prep Volume:

Data Type: Reprocessed on 5/20/05 9:16:08 AM,

## Mean Data: ICSEA

Analyte	Mean Corrected Intensity	Conc.	Calib Units	Std.Dev.	Conc.	Sample Units	Std.Dev.	RSD
Ag 328.068	-3944.5	0.0059	mg/L	0.00086	0.0059	mg/L	0.00086	14.52%
Al 308.215	15923205.0	471.60	mg/L	0.359	471.60	mg/L	0.359	0.08%
As 188.979	51.2	0.0037	mg/L	0.00084	0.0037	mg/L	0.00084	22.52%
Ba 233.527	2433.9	-0.0038	mg/L	0.00009	-0.0038	mg/L	0.00009	2.34%
Be 313.107	-223.3	-0.0001	mg/L	0.00001	-0.0001	mg/L	0.00001	11.61%
Co 228.616	134.1	-0.0013	mg/L	0.00009	-0.0013	mg/L	0.00009	6.84%
Cr 267.716	245.1	0.0012	mg/L	0.00002	0.0012	mg/L	0.00002	2.04%
Cu 324.752	-5911.4	-0.0031	mg/L	0.00003	-0.0031	mg/L	0.00003	1.10%
Fe 273.955	3919953.5	169.48	mg/L	0.071	169.48	mg/L	0.071	0.04%
Mg 279.077	8605805.7	456.85	mg/L	0.425	456.85	mg/L	0.425	0.09%
Mn 257.610	-13388.6	0.0107	mg/L	0.00117	0.0107	mg/L	0.00117	11.02%
Ni 231.604	276.1	-0.0113	mg/L	0.00005	-0.0113	mg/L	0.00005	0.41%
Pb 220.353	-1338.0	0.0006	mg/L	0.00018	0.0006	mg/L	0.00018	29.39%
Sb 206.836	425.0	0.0345	mg/L	0.00137	0.0345	mg/L	0.00137	3.96%
Se 196.026	-248.6	-0.0012	mg/L	0.00267	-0.0012	mg/L	0.00267	221.54%
Tl 190.801	59.4	0.0013	mg/L	0.00012	0.0013	mg/L	0.00012	9.25%
V 292.402	-882.8	-0.0004	mg/L	0.00016	-0.0004	mg/L	0.00016	37.16%
Zn 206.200	2152.7	-0.0010	mg/L	0.00019	-0.0010	mg/L	0.00019	18.52%
Na 330.237	-198.3	-0.3036	mg/L	0.03032	-0.3036	mg/L	0.03032	9.99%
Cd 226.502	3040.5	0.0036	mg/L	0.00025	0.0036	mg/L	0.00025	6.82%
Ti 334.940	-15247.4	-0.0031	mg/L	0.00000	-0.0031	mg/L	0.00000	0.12%
Ca 227.546	242868.6	478.28	mg/L	5.292	478.28	mg/L	5.292	1.11%

Sequence No.: 9

Sample ID: ICSAB

Analyst:

Sample Wt:

Dilution:

Autosampler Location: 6

Date Collected: 5/19/05 11:31:52 AM

Sample Prep Volume:

Data Type: Reprocessed on 5/20/05 9:16:08 AM,

Mean Data: ICSAB

Analyte	Mean Corrected Intensity	Conc.	Calib Units	Std.Dev.	Conc.	Sample Units	Std.Dev.	RSD
Ag 328.068	64023.9	0.2045	mg/L	0.00018	0.2045	mg/L	0.00018	0.09%
Al 308.215	15901292.4	470.94	mg/L	0.405	470.94	mg/L	0.405	0.09%
As 188.979	206.9	0.0968	mg/L	0.00106	0.0968	mg/L	0.00106	1.09%
Ba 233.527	44594.0	0.4855	mg/L	0.00023	0.4855	mg/L	0.00023	0.05%
Be 313.107	2856618.2	0.4613	mg/L	0.00082	0.4613	mg/L	0.00082	0.18%
Co 228.616	20877.9	0.4434	mg/L	0.00105	0.4434	mg/L	0.00105	0.24%
Cr 267.716	104207.7	0.4614	mg/L	0.00090	0.4614	mg/L	0.00090	0.20%
Cu 324.752	181167.0	0.4735	mg/L	0.00573	0.4735	mg/L	0.00573	1.21%
Fe 273.955	3922862.1	169.58	mg/L	0.197	169.58	mg/L	0.197	0.12%
Mg 279.077	8613832.8	457.29	mg/L	0.212	457.29	mg/L	0.212	0.05%
Mn 257.610	38867.1	0.4801	mg/L	0.00182	0.4801	mg/L	0.00182	0.38%
Ni 231.604	64143.1	0.8638	mg/L	0.00286	0.8638	mg/L	0.00286	0.33%
Pb 220.353	-846.0	0.0429	mg/L	0.00081	0.0429	mg/L	0.00081	1.88%
Sb 206.836	2475.9	0.7035	mg/L	0.00039	0.7035	mg/L	0.00039	0.05%
Se 196.026	-141.0	0.0446	mg/L	0.00012	0.0446	mg/L	0.00012	0.26%
Tl 190.801	242.5	0.0883	mg/L	0.00095	0.0883	mg/L	0.00095	1.07%
V 292.402	113630.9	0.4726	mg/L	0.00115	0.4726	mg/L	0.00115	0.24%
Zn 206.200	85962.4	0.8679	mg/L	0.00576	0.8679	mg/L	0.00576	0.66%
Na 330.237	2436.8	1.3580	mg/L	0.01199	1.3580	mg/L	0.01199	0.88%
Cd 226.502	205096.0	0.8802	mg/L	0.00335	0.8802	mg/L	0.00335	0.38%
Ti 334.940	-15493.6	-0.0032	mg/L	0.00001	-0.0032	mg/L	0.00001	0.41%
Ca 227.546	246979.2	486.35	mg/L	1.653	486.35	mg/L	1.653	0.34%

Sequence No.: 10

Sample ID: CCV

Analyst:

Sample Wt:

Dilution:

Autosampler Location: 3

Date Collected: 5/19/05 11:36:10 AM

Sample Prep Volume:

Data Type: Reprocessed on 5/20/05 9:16:09 AM,

Mean Data: CCV

Analyte	Mean Corrected Intensity	Conc.	Calib Units	Std.Dev.	Conc.	Sample Units	Std.Dev.	RSD
Ag 328.068	428898.3	1.2601	mg/L	0.00987	1.2601	mg/L	0.00987	0.78%

Al 308.215	336630.1	9.9224 mg/L	0.06543	9.9224 mg/L	0.06543	0.66%
As 188.979	880.6	0.5169 mg/L	0.00111	0.5169 mg/L	0.00111	0.21%
Ba 233.527	922409.2	10.711 mg/L	0.1605	10.711 mg/L	0.1605	1.50%
Be 313.107	1600993.0	0.2586 mg/L	0.00411	0.2586 mg/L	0.00411	1.59%
Co 228.616	119924.7	2.5712 mg/L	0.01648	2.5712 mg/L	0.01648	0.64%
Cr 267.716	231015.8	1.0220 mg/L	0.00283	1.0220 mg/L	0.00283	0.28%
Cu 324.752	504681.5	1.2853 mg/L	0.02140	1.2853 mg/L	0.02140	1.66%
Fe 273.955	120773.4	5.0696 mg/L	0.03958	5.0696 mg/L	0.03958	0.78%
Mg 279.077	487050.3	25.904 mg/L	0.2020	25.904 mg/L	0.2020	0.78%
Mn 257.610	285588.2	2.5682 mg/L	0.01642	2.5682 mg/L	0.01642	0.64%
Ni 231.604	186437.9	2.5534 mg/L	0.02542	2.5534 mg/L	0.02542	1.00%
Pb 220.353	6090.1	0.5200 mg/L	0.00019	0.5200 mg/L	0.00019	0.04%
Sb 206.836	1687.0	0.5470 mg/L	0.00785	0.5470 mg/L	0.00785	1.43%
Se 196.026	1190.4	0.5110 mg/L	0.00092	0.5110 mg/L	0.00092	0.18%
Tl 190.801	1095.6	0.5200 mg/L	0.00093	0.5200 mg/L	0.00093	0.18%
V 292.402	625841.6	2.5827 mg/L	0.04338	2.5827 mg/L	0.04338	1.68%
Zn 206.200	253730.4	2.6286 mg/L	0.00326	2.6286 mg/L	0.00326	0.12%
Na 330.237	38674.9	24.379 mg/L	0.0539	24.379 mg/L	0.0539	0.22%
Cd 226.502	59009.7	0.2562 mg/L	0.00149	0.2562 mg/L	0.00149	0.58%
Ti 334.940	-120.3	0.0006 mg/L	0.00000	0.0006 mg/L	0.00000	0.26%
Ca 227.546	13018.1	25.461 mg/L	0.0570	25.461 mg/L	0.0570	0.22%

Sequence No.: 11

Sample ID: CCB

Analyst:

Sample Wt:

Dilution:

Autosampler Location: 4

Date Collected: 5/19/05 11:40:22 AM

Sample Prep Volume:

Data Type: Reprocessed on 5/20/05 9:16:10 AM,

Mean Data: CCB

Analyte	Mean Corrected Intensity	Calib Conc. Units	Std.Dev.	Sample Conc. Units	Std.Dev.	RSD
Ag 328.068	801.7	0.0024 mg/L	0.00014	0.0024 mg/L	0.00014	5.85%
Al 308.215	752.0	0.0223 mg/L	0.00969	0.0223 mg/L	0.00969	43.51%
As 188.979	-0.8	-0.0005 mg/L	0.00120	-0.0005 mg/L	0.00120	260.57%
Ba 233.527	130.2	0.0015 mg/L	0.00023	0.0015 mg/L	0.00023	15.00%
Be 313.107	265.0	0.0000 mg/L	0.00002	0.0000 mg/L	0.00002	50.64%
Co 228.616	31.9	0.0007 mg/L	0.00014	0.0007 mg/L	0.00014	19.85%
Cr 267.716	114.8	0.0005 mg/L	0.00023	0.0005 mg/L	0.00023	44.97%
Cu 324.752	2077.8	0.0053 mg/L	0.00068	0.0053 mg/L	0.00068	12.78%
Fe 273.955	202.5	0.0087 mg/L	0.00185	0.0087 mg/L	0.00185	21.12%
Mg 279.077	1842.7	0.0978 mg/L	0.01530	0.0978 mg/L	0.01530	15.64%
Mn 257.610	-10.4	-0.0001 mg/L	0.00013	-0.0001 mg/L	0.00013	145.35%
Ni 231.604	61.7	0.0008 mg/L	0.00013	0.0008 mg/L	0.00013	14.82%
Pb 220.353	0.5	0.0001 mg/L	0.00011	0.0001 mg/L	0.00011	227.31%
Sb 206.836	30.5	0.0100 mg/L	0.00142	0.0100 mg/L	0.00142	14.18%
Se 196.026	0.3	0.0001 mg/L	0.00192	0.0001 mg/L	0.00192	>999.9%
Tl 190.801	2.8	0.0013 mg/L	0.00066	0.0013 mg/L	0.00066	50.30%
V 292.402	72.5	0.0003 mg/L	0.00033	0.0003 mg/L	0.00033	109.50%
Zn 206.200	607.2	0.0063 mg/L	0.00078	0.0063 mg/L	0.00078	12.39%
Na 330.237	116.7	0.0736 mg/L	0.05747	0.0736 mg/L	0.05747	78.09%
Cd 226.502	15.9	0.0001 mg/L	0.00001	0.0001 mg/L	0.00001	12.16%
Ti 334.940	4.5	0.0000 mg/L	0.00006	0.0000 mg/L	0.00006	700.72%
Ca 227.546	26.3	0.0518 mg/L	0.00365	0.0518 mg/L	0.00365	7.03%

Sequence No.: 12

Sample ID: MB-18175,18175

Analyst:

Sample Wt:

Dilution:

Autosampler Location: 38

Date Collected: 5/19/05 11:44:29 AM

Sample Prep Volume:

Data Type: Reprocessed on 5/20/05 9:16:10 AM,

Mean Data: MB-18175,18175

Analyte	Mean Corrected Intensity	Calib Conc. Units	Std.Dev.	Sample Conc. Units	Std.Dev.	RSD
Ag 328.068	1147.1	0.0034 mg/L	0.00036	0.0034 mg/L	0.00036	10.75%
Al 308.215	665.4	0.0197 mg/L	0.00306	0.0197 mg/L	0.00306	15.54%
As 188.979	-1.5	-0.0009 mg/L	0.00026	-0.0009 mg/L	0.00026	29.09%
Ba 233.527	114.0	0.0013 mg/L	0.00005	0.0013 mg/L	0.00005	3.47%

Be 313.107	-82.1	0.0000 mg/L	0.00001	0.0000 mg/L	0.00001	44.22%
Co 228.616	19.2	0.0004 mg/L	0.00000	0.0004 mg/L	0.00000	0.21%
Cr 267.716	-16.0	0.0001 mg/L	0.00001	-0.0001 mg/L	0.00001	15.65%
Cu 324.752	2642.6	0.0067 mg/L	0.00057	0.0067 mg/L	0.00057	8.49%
Fe 273.955	467.2	0.0202 mg/L	0.00089	0.0202 mg/L	0.00089	4.41%
Mg 279.077	1087.9	0.0578 mg/L	0.00483	0.0578 mg/L	0.00483	8.36%
Mn 257.610	29.7	0.0003 mg/L	0.00001	0.0003 mg/L	0.00001	5.16%
Ni 231.604	39.0	0.0005 mg/L	0.00001	0.0005 mg/L	0.00001	1.24%
Pb 220.353	2.5	0.0002 mg/L	0.00001	0.0002 mg/L	0.00001	6.61%
Sb 206.836	14.1	0.0046 mg/L	0.00044	0.0046 mg/L	0.00044	9.46%
Se 196.026	2.4	0.0010 mg/L	0.00092	0.0010 mg/L	0.00092	89.74%
Tl 190.801	-0.0	0.0000 mg/L	0.00152	0.0000 mg/L	0.00152	>999.9%
V 292.402	15.8	0.0001 mg/L	0.00029	0.0001 mg/L	0.00029	448.32%
Zn 206.200	956.5	0.0099 mg/L	0.00057	0.0099 mg/L	0.00057	5.80%
Na 330.237	-6.6	-0.0040 mg/L	0.11853	-0.0040 mg/L	0.11853	>999.9%
Cd 226.502	9.2	0.0000 mg/L	0.00003	0.0000 mg/L	0.00003	75.14%
Ti 334.940	145.4	0.0002 mg/L	0.00004	0.0002 mg/L	0.00004	21.80%
Ca 227.546	56.8	0.1119 mg/L	0.01678	0.1119 mg/L	0.01678	14.99%

Sequence No.: 13

Sample ID: LCS-18175,18175

Analyst:

Sample Wt:

Dilution:

Autosampler Location: 39

Date Collected: 5/19/05 11:48:38 AM

Sample Prep Volume:

Data Type: Reprocessed on 5/20/05 9:16:11 AM,

Mean Data: LCS-18175,18175

Analyte	Mean Corrected Intensity	Conc. Units	Calib.	Std.Dev.	Conc. Units	Sample Std.Dev.	RSD
Ag 328.068	390416.8	1.1470 mg/L		0.01041	1.1470 mg/L	0.01041	0.91%
Al 308.215	304911.4	8.9879 mg/L		0.07259	8.9879 mg/L	0.07259	0.81%
As 188.979	794.1	0.4661 mg/L		0.00029	0.4661 mg/L	0.00029	0.06%
Ba 233.527	818526.1	9.5046 mg/L		0.03503	9.5046 mg/L	0.03503	0.37%
Be 313.107	1424910.5	0.2301 mg/L		0.00119	0.2301 mg/L	0.00119	0.52%
Co 228.616	108660.8	2.3297 mg/L		0.02060	2.3297 mg/L	0.02060	0.88%
Cr 267.716	207121.5	0.9163 mg/L		0.00449	0.9163 mg/L	0.00449	0.49%
Cu 324.752	449321.5	1.1443 mg/L		0.01356	1.1443 mg/L	0.01356	1.19%
Fe 273.955	108299.6	4.5464 mg/L		0.02710	4.5464 mg/L	0.02710	0.60%
Mg 279.077	440307.7	23.419 mg/L		0.1697	23.419 mg/L	0.1697	0.72%
Mn 257.610	260043.1	2.3384 mg/L		0.01690	2.3384 mg/L	0.01690	0.72%
Ni 231.604	170152.7	2.3304 mg/L		0.02078	2.3304 mg/L	0.02078	0.89%
Pb 220.353	5524.5	0.4717 mg/L		0.00118	0.4717 mg/L	0.00118	0.25%
Sb 206.836	1695.4	0.5502 mg/L		0.00061	0.5502 mg/L	0.00061	0.11%
Se 196.026	1065.8	0.4575 mg/L		0.00402	0.4575 mg/L	0.00402	0.88%
Tl 190.801	982.3	0.4663 mg/L		0.00233	0.4663 mg/L	0.00233	0.50%
V 292.402	559428.2	2.3086 mg/L		0.00798	2.3086 mg/L	0.00798	0.35%
Zn 206.200	228066.1	2.3627 mg/L		0.01111	2.3627 mg/L	0.01111	0.47%
Na 330.237	35109.5	22.131 mg/L		0.2680	22.131 mg/L	0.2680	1.21%
Cd 226.502	53390.1	0.2318 mg/L		0.00062	0.2318 mg/L	0.00062	0.27%
Ti 334.940	-486.6	0.0001 mg/L		0.00001	0.0001 mg/L	0.00001	7.45%
Ca 227.546	11637.0	22.758 mg/L		0.0061	22.758 mg/L	0.0061	0.03%

Sequence No.: 14

Sample ID: D0569-01B,18175

Analyst:

Sample Wt:

Dilution:

Autosampler Location: 40

Date Collected: 5/19/05 11:52:51 AM

Sample Prep Volume:

Data Type: Reprocessed on 5/20/05 9:16:12 AM,

Mean Data: D0569-01B,18175

Analyte	Mean Corrected Intensity	Conc. Units	Calib.	Std.Dev.	Conc. Units	Sample Std.Dev.	RSD
Ag 328.068	449.4	-0.0117 mg/L		0.00006	-0.0117 mg/L	0.00006	0.55%
Al 308.215	6083.6	0.1149 mg/L		0.00302	0.1149 mg/L	0.00302	2.62%
As 188.979	14.9	0.0067 mg/L		0.00063	0.0067 mg/L	0.00063	9.37%
Ba 233.527	41679.5	0.4818 mg/L		0.00024	0.4818 mg/L	0.00024	0.05%
Be 313.107	48439.5	0.0078 mg/L		0.00004	0.0078 mg/L	0.00004	0.53%
Co 228.616	469.3	0.0098 mg/L		0.00005	0.0098 mg/L	0.00005	0.53%
Cr 267.716	2221.1	-0.0002 mg/L		0.00017	-0.0002 mg/L	0.00017	86.58%

Cu 324.752	6951.0	0.0041 mg/L	0.00478	0.0041 mg/L	0.00478	117.80%
Fe 273.955	198845.0	8.5970 mg/L	0.03849	8.5970 mg/L	0.03849	0.45%
Mg 279.077	1338674.3	71.390 mg/L	0.4877	71.390 mg/L	0.4877	0.68%
Mn 257.610	2070235.9	18.590 mg/L	0.1071	18.590 mg/L	0.1071	0.58%
Ni 231.604	4714.1	0.0639 mg/L	0.00006	0.0639 mg/L	0.00006	0.10%
Pb 220.353	52.1	0.0056 mg/L	0.00004	0.0056 mg/L	0.00004	0.80%
Sb 206.836	22.9	0.0062 mg/L	0.00056	0.0062 mg/L	0.00056	9.05%
Se 196.026	9.6	-0.0039 mg/L	0.00389	-0.0039 mg/L	0.00389	100.59%
Tl 190.801	-49.1	0.0026 mg/L	0.00094	0.0026 mg/L	0.00094	35.63%
V 292.402	20.0	0.0017 mg/L	0.00007	0.0017 mg/L	0.00007	4.39%
Zn 206.200	56499.5	0.5798 mg/L	0.00217	0.5798 mg/L	0.00217	0.37%
Na 330.237	448036.2	282.32 mg/L	0.865	282.32 mg/L	0.865	0.31%
Cd 226.502	288.6	0.0007 mg/L	0.00003	0.0007 mg/L	0.00003	3.61%
Ti 334.940	-707.8	0.0032 mg/L	0.00007	0.0032 mg/L	0.00007	2.13%
Ca 227.546	58115.6	114.71 mg/L	0.268	114.71 mg/L	0.268	0.23%

Sequence No.: 15

Sample ID: D0569-03B,18175

Analyst:

Sample Wt:

Dilution:

Autosampler Location: 41

Date Collected: 5/19/05 11:56:57 AM

Sample Prep Volume:

Data Type: Reprocessed on 5/20/05 9:16:13 AM,

Mean Data: D0569-03B,18175

Analyte	Mean Corrected		Calib	Std.Dev.	Sample		RSD
	Intensity	Conc. Units			Conc. Units	Std.Dev.	
Ag 328.068	1347.8	-0.0108 mg/L	0.00012	-0.0108 mg/L	0.00012	1.09%	
Al 308.215	8439.1	0.1816 mg/L	0.00210	0.1816 mg/L	0.00210	1.16%	
As 188.979	16.2	0.0069 mg/L	0.00183	0.0069 mg/L	0.00183	26.53%	
Ba 233.527	41453.5	0.4804 mg/L	0.00348	0.4804 mg/L	0.00348	0.73%	
Be 313.107	10476.0	0.0017 mg/L	0.00000	0.0017 mg/L	0.00000	0.28%	
Co 228.616	150.2	0.0032 mg/L	0.00003	0.0032 mg/L	0.00003	1.02%	
Cr 267.716	1313.6	-0.0047 mg/L	0.00008	-0.0047 mg/L	0.00008	1.63%	
Cu 324.752	5731.0	-0.0007 mg/L	0.00050	-0.0007 mg/L	0.00050	76.02%	
Fe 273.955	2409.3	0.1042 mg/L	0.00034	0.1042 mg/L	0.00034	0.33%	
Mg 279.077	1262974.9	67.385 mg/L	0.4752	67.385 mg/L	0.4752	0.71%	
Mn 257.610	2168369.6	19.467 mg/L	0.1113	19.467 mg/L	0.1113	0.57%	
Ni 231.604	4140.7	0.0568 mg/L	0.00003	0.0568 mg/L	0.00003	0.05%	
Pb 220.353	-5.5	0.0005 mg/L	0.00002	0.0005 mg/L	0.00002	4.50%	
Sb 206.836	21.4	0.0067 mg/L	0.00008	0.0067 mg/L	0.00008	1.26%	
Se 196.026	17.3	-0.0032 mg/L	0.00069	-0.0032 mg/L	0.00069	21.37%	
Tl 190.801	-55.6	0.0008 mg/L	0.00103	0.0008 mg/L	0.00103	132.31%	
V 292.402	-172.4	0.0008 mg/L	0.00000	0.0008 mg/L	0.00000	0.60%	
Zn 206.200	43881.0	0.4491 mg/L	0.00089	0.4491 mg/L	0.00089	0.20%	
Na 330.237	429267.2	270.48 mg/L	2.017	270.48 mg/L	2.017	0.75%	
Cd 226.502	16.9	0.0001 mg/L	0.00002	0.0001 mg/L	0.00002	21.89%	
Ti 334.940	-2128.4	0.0015 mg/L	0.00008	0.0015 mg/L	0.00008	5.43%	
Ca 227.546	60176.2	118.89 mg/L	0.968	118.89 mg/L	0.968	0.81%	

Sequence No.: 16

Sample ID: D0569-03BSD,18175

Analyst:

Sample Wt:

Dilution:

Autosampler Location: 42

Date Collected: 5/19/05 12:01:03 PM

Sample Prep Volume:

Data Type: Reprocessed on 5/20/05 9:16:13 AM,

Mean Data: D0569-03BSD,18175

Analyte	Mean Corrected	Calib	Std.Dev.	Sample	Std.Dev.	RSD
	Intensity	Conc. Units		Conc. Units		
Ag 328.068	358.7	-0.0018 mg/L	0.00008	-0.0018 mg/L	0.00008	4.37%
Al 308.215	2049.8	0.0457 mg/L	0.00110	0.0457 mg/L	0.00110	2.41%
As 188.979	2.5	0.0009 mg/L	0.00140	0.0009 mg/L	0.00140	153.07%
Ba 233.527	8674.6	0.1005 mg/L	0.00007	0.1005 mg/L	0.00007	0.07%
Be 313.107	2144.1	0.0003 mg/L	0.00001	0.0003 mg/L	0.00001	2.52%
Co 228.616	32.2	0.0007 mg/L	0.00007	0.0007 mg/L	0.00007	9.77%
Cr 267.716	267.7	-0.0011 mg/L	0.00004	-0.0011 mg/L	0.00004	3.23%
Cu 324.752	1194.1	-0.0003 mg/L	0.00011	-0.0003 mg/L	0.00011	35.00%
Fe 273.955	327.4	0.0142 mg/L	0.00088	0.0142 mg/L	0.00088	6.21%
Mg 279.077	267240.3	14.261 mg/L	0.0102	14.261 mg/L	0.0102	0.07%

Mn 257.610	476980.7	4.2821 mg/L	0.00303	4.2821 mg/L	0.00303	0.07%
Ni 231.604	881.4	0.0121 mg/L	0.00011	0.0121 mg/L	0.00011	0.87%
Pb 220.353	-12.6	-0.0009 mg/L	0.00040	-0.0009 mg/L	0.00040	45.16%
Sb 206.836	6.7	0.0021 mg/L	0.00011	0.0021 mg/L	0.00011	5.04%
Se 196.026	3.1	-0.0011 mg/L	0.00072	-0.0011 mg/L	0.00072	67.64%
Tl 190.801	-14.7	-0.0010 mg/L	0.00051	-0.0010 mg/L	0.00051	50.45%
V 292.402	-5.7	0.0003 mg/L	0.00036	0.0003 mg/L	0.00036	116.92%
Zn 206.200	9539.6	0.0977 mg/L	0.00035	0.0977 mg/L	0.00035	0.36%
Na 330.237	73469.6	46.291 mg/L	0.0679	46.291 mg/L	0.0679	0.15%
Cd 226.502	1.7	0.0000 mg/L	0.00002	0.0000 mg/L	0.00002	176.22%
Ti 334.940	-420.3	0.0003 mg/L	0.00000	0.0003 mg/L	0.00000	1.40%
Ca 227.546	11860.6	23.430 mg/L	0.2754	23.430 mg/L	0.2754	1.18%

Sequence No.: 17

Sample ID: D0566-03C,18175

Analyst:

Sample Wt:

Dilution:

Autosampler Location: 43

Date Collected: 5/19/05 12:05:07 PM

Sample Prep Volume:

Data Type: Reprocessed on 5/20/05 9:16:14 AM,

Mean Data: D0566-03C,18175

Analyte	Mean Corrected Intensity	Calib Conc. Units	Std.Dev.	Sample Conc. Units	Std.Dev.	RSD
Ag 328.068	999.2	0.0005 mg/L	0.00011	0.0005 mg/L	0.00011	24.27%
Al 308.215	718.0	0.0211 mg/L	0.00037	0.0211 mg/L	0.00037	1.73%
As 188.979	-1.7	-0.0010 mg/L	0.00146	-0.0010 mg/L	0.00146	143.77%
Ba 233.527	5966.7	0.0691 mg/L	0.00033	0.0691 mg/L	0.00033	0.47%
Be 313.107	73.3	0.0000 mg/L	0.00001	0.0000 mg/L	0.00001	56.55%
Co 228.616	25.1	0.0005 mg/L	0.00007	0.0005 mg/L	0.00007	12.32%
Cr 267.716	361.1	0.0016 mg/L	0.00010	0.0016 mg/L	0.00010	6.24%
Cu 324.752	962.6	0.0023 mg/L	0.00008	0.0023 mg/L	0.00008	3.36%
Fe 273.955	543.0	0.0235 mg/L	0.00005	0.0235 mg/L	0.00005	0.22%
Mg 279.077	80773.1	4.2883 mg/L	0.07271	4.2883 mg/L	0.07271	1.70%
Mn 257.610	5283.2	0.0473 mg/L	0.00003	0.0473 mg/L	0.00003	0.05%
Ni 231.604	259.6	0.0036 mg/L	0.00004	0.0036 mg/L	0.00004	0.99%
Pb 220.353	-26.9	-0.0019 mg/L	0.00008	-0.0019 mg/L	0.00008	3.91%
Sb 206.836	8.5	0.0028 mg/L	0.00099	0.0028 mg/L	0.00099	35.42%
Se 196.026	5.3	0.0026 mg/L	0.00035	0.0026 mg/L	0.00035	13.19%
Tl 190.801	-4.8	-0.0020 mg/L	0.00043	-0.0020 mg/L	0.00043	21.48%
V 292.402	52.8	0.0002 mg/L	0.00005	0.0002 mg/L	0.00005	22.81%
Zn 206.200	1835.0	0.0187 mg/L	0.00052	0.0187 mg/L	0.00052	2.76%
Na 330.237	41904.1	26.398 mg/L	0.3405	26.398 mg/L	0.3405	1.29%
Cd 226.502	2.4	0.0000 mg/L	0.00002	0.0000 mg/L	0.00002	182.41%
Ti 334.940	-527.3	0.0000 mg/L	0.00012	0.0000 mg/L	0.00012	>999.9%
Ca 227.546	9877.2	19.529 mg/L	0.1378	19.529 mg/L	0.1378	0.71%

Sequence No.: 18

Sample ID: D0566-03CDUP,18175

Analyst:

Sample Wt:

Dilution:

Autosampler Location: 44

Date Collected: 5/19/05 12:09:11 PM

Sample Prep Volume:

Data Type: Reprocessed on 5/20/05 9:16:15 AM,

Mean Data: D0566-03CDUP,18175

Analyte	Mean Corrected Intensity	Calib Conc. Units	Std.Dev.	Sample Conc. Units	Std.Dev.	RSD
Ag 328.068	921.3	0.0003 mg/L	0.00006	0.0003 mg/L	0.00006	19.93%
Al 308.215	582.1	0.0171 mg/L	0.00244	0.0171 mg/L	0.00244	14.26%
As 188.979	-0.7	-0.0005 mg/L	0.00136	-0.0005 mg/L	0.00136	289.97%
Ba 233.527	5789.2	0.0671 mg/L	0.00024	0.0671 mg/L	0.00024	0.36%
Be 313.107	99.3	0.0000 mg/L	0.00001	0.0000 mg/L	0.00001	82.65%
Co 228.616	23.7	0.0005 mg/L	0.00012	0.0005 mg/L	0.00012	23.04%
Cr 267.716	352.1	0.0015 mg/L	0.00026	0.0015 mg/L	0.00026	16.76%
Cu 324.752	676.3	0.0016 mg/L	0.00036	0.0016 mg/L	0.00036	22.24%
Fe 273.955	906.6	0.0392 mg/L	0.00063	0.0392 mg/L	0.00063	1.60%
Mg 279.077	78494.4	4.1673 mg/L	0.01488	4.1673 mg/L	0.01488	0.36%
Mn 257.610	5067.4	0.0454 mg/L	0.00008	0.0454 mg/L	0.00008	0.17%
Ni 231.604	251.4	0.0034 mg/L	0.00007	0.0034 mg/L	0.00007	1.96%
Pb 220.353	-23.0	-0.0016 mg/L	0.00003	-0.0016 mg/L	0.00003	2.01%

Sb 206.836	9.5	0.0031 mg/L	0.00020	0.0031 mg/L	0.00020	6.46%
Se 196.026	1.0	0.0008 mg/L	0.00034	0.0008 mg/L	0.00034	44.34%
Tl 190.801	-3.4	-0.0014 mg/L	0.00061	-0.0014 mg/L	0.00061	44.14%
V 292.402	39.4	0.0002 mg/L	0.00018	0.0002 mg/L	0.00018	97.35%
Zn 206.200	1718.4	0.0175 mg/L	0.00040	0.0175 mg/L	0.00040	2.28%
Na 330.237	40508.2	25.519 mg/L	0.0862	25.519 mg/L	0.0862	0.34%
Cd 226.502	2.5	0.0000 mg/L	0.00003	0.0000 mg/L	0.00003	371.97%
Ti 334.940	-567.2	-0.0001 mg/L	0.00005	-0.0001 mg/L	0.00005	62.76%
Ca 227.546	9616.6	19.014 mg/L	0.0263	19.014 mg/L	0.0263	0.14%

Sequence No.: 19

Sample ID: CCV

Analyst:

Sample Wt:

Dilution:

Autosampler Location: 3

Date Collected: 5/19/05 12:18:54 PM

Sample Prep Volume:

Data Type: Reprocessed on 5/20/05 9:16:16 AM,

Mean Data: CCV

Analyte	Mean Corrected Intensity	Conc. Units	Calib	Std.Dev.	Conc. Units	Sample Std.Dev.	RSD
Ag 328.068	412225.7	1.2111 mg/L		0.00269	1.2111 mg/L	0.00269	0.22%
Al 308.215	326762.6	9.6313 mg/L		0.00068	9.6313 mg/L	0.00068	0.01%
As 188.979	859.5	0.5046 mg/L		0.00005	0.5046 mg/L	0.00005	0.01%
Ba 233.527	897138.7	10.417 mg/L		0.0613	10.417 mg/L	0.0613	0.59%
Be 313.107	1562450.8	0.2523 mg/L		0.00124	0.2523 mg/L	0.00124	0.49%
Co 228.616	117618.8	2.5218 mg/L		0.00452	2.5218 mg/L	0.00452	0.18%
Cr 267.716	224858.6	0.9948 mg/L		0.00067	0.9948 mg/L	0.00067	0.07%
Cu 324.752	486157.7	1.2381 mg/L		0.01069	1.2381 mg/L	0.01069	0.86%
Fe 273.955	117101.6	4.9149 mg/L		0.00732	4.9149 mg/L	0.00732	0.15%
Mg 279.077	473176.0	25.167 mg/L		0.0316	25.167 mg/L	0.0316	0.13%
Mn 257.610	280213.8	2.5198 mg/L		0.00245	2.5198 mg/L	0.00245	0.10%
Ni 231.604	183922.1	2.5190 mg/L		0.01042	2.5190 mg/L	0.01042	0.41%
Pb 220.353	5881.3	0.5022 mg/L		0.00248	0.5022 mg/L	0.00248	0.49%
Sb 206.836	1635.0	0.5301 mg/L		0.00568	0.5301 mg/L	0.00568	1.07%
Se 196.026	1158.1	0.4971 mg/L		0.00113	0.4971 mg/L	0.00113	0.23%
Tl 190.801	1060.3	0.5033 mg/L		0.00509	0.5033 mg/L	0.00509	1.01%
V 292.402	608990.7	2.5131 mg/L		0.01157	2.5131 mg/L	0.01157	0.46%
Zn 206.200	245332.7	2.5416 mg/L		0.00281	2.5416 mg/L	0.00281	0.11%
Na 330.237	37609.0	23.707 mg/L		0.0214	23.707 mg/L	0.0214	0.09%
Cd 226.502	57402.9	0.2493 mg/L		0.00010	0.2493 mg/L	0.00010	0.04%
Ti 334.940	-181.7	0.0005 mg/L		0.00005	0.0005 mg/L	0.00005	9.19%
Ca 227.546	12595.6	24.633 mg/L		0.0322	24.633 mg/L	0.0322	0.13%

Sequence No.: 20

Sample ID: CCB

Analyst:

Sample Wt:

Dilution:

Autosampler Location: 4

Date Collected: 5/19/05 12:23:07 PM

Sample Prep Volume:

Data Type: Reprocessed on 5/20/05 9:16:16 AM,

Mean Data: CCB

Analyte	Mean Corrected Intensity	Conc. Units	Calib	Std.Dev.	Conc. Units	Sample Std.Dev.	RSD
Ag 328.068	232.0	0.0007 mg/L		0.00001	0.0007 mg/L	0.00001	1.95%
Al 308.215	599.1	0.0177 mg/L		0.00151	0.0177 mg/L	0.00151	8.50%
As 188.979	0.4	0.0002 mg/L		0.00130	0.0002 mg/L	0.00130	592.56%
Ba 233.527	99.3	0.0012 mg/L		0.00004	0.0012 mg/L	0.00004	3.17%
Be 313.107	80.8	0.0000 mg/L		0.00000	0.0000 mg/L	0.00000	17.32%
Co 228.616	19.9	0.0004 mg/L		0.00001	0.0004 mg/L	0.00001	3.17%
Cr 267.716	72.3	0.0003 mg/L		0.00003	0.0003 mg/L	0.00003	8.92%
Cu 324.752	1366.3	0.0035 mg/L		0.00041	0.0035 mg/L	0.00041	11.86%
Fe 273.955	237.5	0.0103 mg/L		0.01420	0.0103 mg/L	0.01420	138.28%
Mg 279.077	53.2	0.0028 mg/L		0.00414	0.0028 mg/L	0.00414	146.45%
Mn 257.610	-11.3	-0.0001 mg/L		0.00003	-0.0001 mg/L	0.00003	28.29%
Ni 231.604	38.0	0.0005 mg/L		0.00000	0.0005 mg/L	0.00000	0.07%
Pb 220.353	1.1	0.0001 mg/L		0.00074	0.0001 mg/L	0.00074	773.28%
Sb 206.836	28.1	0.0092 mg/L		0.00094	0.0092 mg/L	0.00094	10.16%
Se 196.026	0.8	0.0004 mg/L		0.00163	0.0004 mg/L	0.00163	447.03%
Tl 190.801	5.0	0.0024 mg/L		0.00292	0.0024 mg/L	0.00292	122.80%

Cd 226.502	130188.9	0.5619 mg/L	0.00463	0.5619 mg/L	0.00463	0.82%
Ti 334.940	900643.7	1.2192 mg/L	0.00956	1.2192 mg/L	0.00956	0.78%
Ca 227.546	10102.0	19.335 mg/L	0.1690	19.335 mg/L	0.1690	0.87%

Sequence No.: 23  
 Sample ID: D0523-01A,18177  
 Analyst:  
 Sample Wt:  
 Dilution:

Autosampler Location: 50  
 Date Collected: 5/19/05 12:35:33 PM

Sample Prep Volume:  
 Data Type: Reprocessed on 5/20/05 9:16:19 AM,

Mean Data: D0523-01A,18177

Analyte	Mean Corrected Intensity	Calib Conc. Units	Std.Dev.	Sample Conc. Units	Std.Dev.	RSD
Ag 328.068	-741.4	-0.0003 mg/L	0.00013	-0.0003 mg/L	0.00013	46.70%
Al 308.215	431695.8	12.783 mg/L	0.0196	12.783 mg/L	0.0196	0.15%
As 188.979	21.5	0.0136 mg/L	0.00045	0.0136 mg/L	0.00045	3.28%
Ba 233.527	16338.4	0.1850 mg/L	0.00113	0.1850 mg/L	0.00113	0.61%
Be 313.107	3824.9	0.0007 mg/L	0.00001	0.0007 mg/L	0.00001	1.48%
Co 228.616	688.1	0.0139 mg/L	0.00001	0.0139 mg/L	0.00001	0.07%
Cr 267.716	4455.6	0.0194 mg/L	0.00000	0.0194 mg/L	0.00000	0.01%
Cu 324.752	9900.6	0.0280 mg/L	0.00030	0.0280 mg/L	0.00030	1.07%
Fe 273.955	708114.5	30.614 mg/L	0.0133	30.614 mg/L	0.0133	0.04%
Mg 279.077	178390.9	9.4897 mg/L	0.00406	9.4897 mg/L	0.00406	0.04%
Mn 257.610	65138.9	0.6029 mg/L	0.00036	0.6029 mg/L	0.00036	0.06%
Ni 231.604	2459.2	0.0309 mg/L	0.00003	0.0309 mg/L	0.00003	0.11%
Pb 220.353	381.9	0.0361 mg/L	0.00017	0.0361 mg/L	0.00017	0.47%
Sb 206.836	34.1	0.0052 mg/L	0.00002	0.0052 mg/L	0.00002	0.34%
Se 196.026	-31.1	-0.0043 mg/L	0.00047	-0.0043 mg/L	0.00047	10.82%
Tl 190.801	1.5	0.0008 mg/L	0.00018	0.0008 mg/L	0.00018	21.65%
V 292.402	4053.9	0.0171 mg/L	0.00002	0.0171 mg/L	0.00002	0.14%
Zn 206.200	8887.3	0.0913 mg/L	0.00036	0.0913 mg/L	0.00036	0.39%
Na 330.237	200.0	0.1850 mg/L	0.04083	0.1850 mg/L	0.04083	22.07%
Cd 226.502	566.5	0.0005 mg/L	0.00006	0.0005 mg/L	0.00006	11.74%
Ti 334.940	33809.0	0.0465 mg/L	0.00015	0.0465 mg/L	0.00015	0.32%
Ca 227.546	10174.0	19.725 mg/L	0.1958	19.725 mg/L	0.1958	0.99%

Sequence No.: 24  
 Sample ID: D0523-01ASD,18177  
 Analyst:  
 Sample Wt: 0.5126  
 Dilution:

Autosampler Location: 51  
 Date Collected: 5/19/05 12:39:40 PM

Sample Prep Volume:  
 Data Type: Reprocessed on 5/20/05 9:16:19 AM,

Mean Data: D0523-01ASD,18177

Analyte	Mean Corrected Intensity	Calib Conc. Units	Std.Dev.	Sample Conc. Units	Std.Dev.	RSD
Ag 328.068	-4160.6	-0.0036 mg/L	0.00026	-0.0036 mg/L	0.00026	7.28%
Al 308.215	2251501.9	66.670 mg/L	0.4684	66.670 mg/L	0.4684	0.70%
As 188.979	123.0	0.0764 mg/L	0.00021	0.0764 mg/L	0.00021	0.28%
Ba 233.527	80867.5	0.9163 mg/L	0.00555	0.9163 mg/L	0.00555	0.61%
Be 313.107	17803.9	0.0032 mg/L	0.00003	0.0032 mg/L	0.00003	0.93%
Co 228.616	3377.9	0.0684 mg/L	0.00022	0.0684 mg/L	0.00022	0.32%
Cr 267.716	22068.9	0.0961 mg/L	0.00085	0.0961 mg/L	0.00085	0.88%
Cu 324.752	48833.4	0.1374 mg/L	0.00127	0.1374 mg/L	0.00127	0.92%
Fe 273.955	3405172.1	147.22 mg/L	0.919	147.22 mg/L	0.919	0.62%
Mg 279.077	868920.7	46.224 mg/L	0.2647	46.224 mg/L	0.2647	0.57%
Mn 257.610	323051.3	2.9877 mg/L	0.01682	2.9877 mg/L	0.01682	0.56%
Ni 231.604	11836.3	0.1487 mg/L	0.00064	0.1487 mg/L	0.00064	0.43%
Pb 220.353	1911.9	0.1815 mg/L	0.00051	0.1815 mg/L	0.00051	0.28%
Sb 206.836	120.5	0.0098 mg/L	0.00115	0.0098 mg/L	0.00115	11.79%
Se 196.026	-143.0	-0.0172 mg/L	0.00042	-0.0172 mg/L	0.00042	2.44%
Tl 190.801	-3.8	-0.0015 mg/L	0.00066	-0.0015 mg/L	0.00066	45.35%
V 292.402	20835.6	0.0880 mg/L	0.00112	0.0880 mg/L	0.00112	1.27%
Zn 206.200	41953.2	0.4307 mg/L	0.00387	0.4307 mg/L	0.00387	0.90%
Na 330.237	1705.4	1.3598 mg/L	0.06712	1.3598 mg/L	0.06712	4.94%
Cd 226.502	2673.1	0.0021 mg/L	0.00009	0.0021 mg/L	0.00009	4.44%
Ti 334.940	172134.2	0.2367 mg/L	0.00120	0.2367 mg/L	0.00120	0.51%
Ca 227.546	52708.1	102.34 mg/L	0.688	102.34 mg/L	0.688	0.67%



V 292.402	8.2	0.0000 mg/L	0.00028	0.0000 mg/L	0.00028	807.93%
Zn 206.200	745.4	0.0077 mg/L	0.00087	0.0077 mg/L	0.00087	11.32%
Na 330.237	104.2	0.0658 mg/L	0.14930	0.0658 mg/L	0.14930	227.00%
Cd 226.502	-2.3	0.0000 mg/L	0.00004	0.0000 mg/L	0.00004	359.85%
Ti 334.940	33.1	0.0000 mg/L	0.00012	0.0000 mg/L	0.00012	267.43%
Ca 227.546	5.0	0.0097 mg/L	0.02690	0.0097 mg/L	0.02690	276.87%

Sequence No.: 21

Autosampler Location: 48

Sample ID: MB-18177,18177

Date Collected: 5/19/05 12:27:14 PM

Analyst:

Sample Wt:

Sample Prep Volume:

Dilution:

Data Type: Reprocessed on 5/20/05 9:16:17 AM,

Mean Data: MB-18177,18177

Analyte	Mean Corrected		Calib Units	Std.Dev.	Sample			
	Intensity	Conc.			Units	Conc.	Units	Std.Dev.
Ag 328.068	313.2	0.0009	mg/L	0.00013	0.0009	mg/L	0.00013	14.21%
Al 308.215	571.3	0.0169	mg/L	0.00391	0.0169	mg/L	0.00391	23.11%
As 188.979	-2.5	-0.0015	mg/L	0.00087	-0.0015	mg/L	0.00087	58.86%
Ba 233.527	93.7	0.0011	mg/L	0.00010	0.0011	mg/L	0.00010	9.23%
Be 313.107	57.9	0.0000	mg/L	0.00001	0.0000	mg/L	0.00001	115.32%
Co 228.616	11.7	0.0002	mg/L	0.00007	0.0002	mg/L	0.00007	26.12%
Cr 267.716	77.3	0.0003	mg/L	0.00018	0.0003	mg/L	0.00018	54.18%
Cu 324.752	1834.8	0.0047	mg/L	0.00051	0.0047	mg/L	0.00051	10.89%
Fe 273.955	604.5	0.0261	mg/L	0.00058	0.0261	mg/L	0.00058	2.23%
Mg 279.077	80.9	0.0043	mg/L	0.00092	0.0043	mg/L	0.00092	21.23%
Mn 257.610	99.7	0.0009	mg/L	0.00004	0.0009	mg/L	0.00004	4.69%
Ni 231.604	46.9	0.0006	mg/L	0.00001	0.0006	mg/L	0.00001	1.83%
Pb 220.353	-6.2	-0.0005	mg/L	0.00048	-0.0005	mg/L	0.00048	94.27%
Sb 206.836	16.5	0.0054	mg/L	0.00037	0.0054	mg/L	0.00037	6.87%
Se 196.026	5.7	0.0025	mg/L	0.00042	0.0025	mg/L	0.00042	17.30%
Tl 190.801	0.9	0.0004	mg/L	0.00101	0.0004	mg/L	0.00101	225.05%
V 292.402	-23.1	-0.0001	mg/L	0.00008	-0.0001	mg/L	0.00008	87.94%
Zn 206.200	1879.6	0.0195	mg/L	0.00040	0.0195	mg/L	0.00040	2.06%
Na 330.237	152.6	0.0964	mg/L	0.06227	0.0964	mg/L	0.06227	64.61%
Cd 226.502	-12.3	-0.0001	mg/L	0.00001	-0.0001	mg/L	0.00001	9.25%
Ti 334.940	221.7	0.0003	mg/L	0.00001	0.0003	mg/L	0.00001	3.50%
Ca 227.546	53.7	0.1057	mg/L	0.02320	0.1057	mg/L	0.02320	21.95%

Sequence No.: 22

Autosampler Location: 49

Sample ID: LCS-18177,18177

Date Collected: 5/19/05 12:31:19 PM

Analyst:

Sample Wt:

Sample Prep Volume:

Dilution:

Data Type: Reprocessed on 5/20/05 9:16:18 AM,

Mean Data: LCS-18177,18177

Analyte	Mean Corrected	Calib	Std.Dev.	Sample	Std.Dev.	RSD
	Intensity	Conc. Units		Conc. Units		
Ag 328.068	154358.9	0.4584 mg/L ✓	0.00376	0.4584 mg/L	0.00376	0.82%
Al 308.215	1101755.7	32.611 mg/L ✓	0.0071	32.611 mg/L	0.0071	0.02%
As 188.979	950.1	0.5576 mg/L ✓	0.00569	0.5576 mg/L	0.00569	1.02%
Ba 233.527	91910.2	1.0602 mg/L ✓	0.00886	1.0602 mg/L	0.00886	0.84%
Be 313.107	1920024.7	0.3117 mg/L ✓	0.00161	0.3117 mg/L	0.00161	0.52%
Co 228.616	15382.6	0.3267 mg/L ✓	0.00217	0.3267 mg/L	0.00217	0.66%
Cr 267.716	173435.8	0.7671 mg/L ✓	0.00827	0.7671 mg/L	0.00827	1.08%
Cu 324.752	208393.6	0.5339 mg/L ✓	0.00679	0.5339 mg/L	0.00679	1.27%
Fe 273.955	1056703.8	45.666 mg/L ✓	0.0576	45.666 mg/L	0.0576	0.13%
Mg 279.077	226037.2	12.052 mg/L ✓	0.0905	12.052 mg/L	0.0905	0.75%
Mn 257.610	180777.6	1.6511 mg/L ✓	0.01243	1.6511 mg/L	0.01243	0.75%
Ni 231.604	60931.2	0.8283 mg/L ✓	0.00373	0.8283 mg/L	0.00373	0.45%
Pb 220.353	9654.1	0.8266 mg/L ✓	0.00527	0.8266 mg/L	0.00527	0.64%
Sb 206.836	600.5	0.1813 mg/L ✓	0.00075	0.1813 mg/L	0.00075	0.42%
Se 196.026	1031.3	0.4564 mg/L ✓	0.00051	0.4564 mg/L	0.00051	0.11%
Tl 190.801	1008.8	0.4801 mg/L ✓	0.00183	0.4801 mg/L	0.00183	0.38%
V 292.402	82909.5	0.3435 mg/L ✓	0.00336	0.3435 mg/L	0.00336	0.98%
Zn 206.200	96430.4	0.9985 mg/L ✓	0.01068	0.9985 mg/L	0.01068	1.07%
Na 330.237	7218.1	5.3214 mg/L	0.10499	5.3214 mg/L	0.10499	1.97%

Sequence No.: 25  
 Sample ID: D0529-01B,18177  
 Analyst:  
 Sample Wt:  
 Dilution:

Autosampler Location: 52  
 Date Collected: 5/19/05 12:43:51 PM  
 Sample Prep Volume:  
 Data Type: Reprocessed on 5/20/05 9:16:20 AM,

## Mean Data: D0529-01B,18177

Analyte	Mean Corrected Intensity	Conc. Units	Calib	Std.Dev.	Sample Conc. Units	Std.Dev.	RSD
Ag 328.068	-2705.9	-0.0268 mg/L		0.00000	-0.0268 mg/L	0.00000	0.00%
Al 308.215	1246983.1	36.918 mg/L		0.2305	36.918 mg/L	0.2305	0.62%
As 188.979	125.3	0.0767 mg/L		0.00036	0.0767 mg/L	0.00036	0.46%
Ba 233.527	32704.2	0.3623 mg/L		0.00158	0.3623 mg/L	0.00158	0.44%
Be 313.107	7379.4	0.0015 mg/L		0.00000	0.0015 mg/L	0.00000	0.25%
Co 228.616	1608.3	0.0315 mg/L		0.00008	0.0315 mg/L	0.00008	0.27%
Cr 267.716	12391.0	0.0531 mg/L		0.00021	0.0531 mg/L	0.00021	0.40%
Cu 324.752	51895.9	0.1400 mg/L		0.00017	0.1400 mg/L	0.00017	0.12%
Fe 273.955	2431017.8	105.10 mg/L		0.475	105.10 mg/L	0.475	0.45%
Mg 279.077	904617.9	48.110 mg/L		0.1790	48.110 mg/L	0.1790	0.37%
Mn 257.610	354432.6	3.2425 mg/L		0.01243	3.2425 mg/L	0.01243	0.38%
Ni 231.604	5837.6	0.0703 mg/L		0.00027	0.0703 mg/L	0.00027	0.39%
Pb 220.353	552.2	0.0614 mg/L		0.00032	0.0614 mg/L	0.00032	0.52%
Sb 206.836	79.0	0.0071 mg/L		0.00070	0.0071 mg/L	0.00070	9.86%
Se 196.026	-109.6	-0.0141 mg/L		0.00382	-0.0141 mg/L	0.00382	27.15%
Tl 190.801	-6.1	0.0014 mg/L		0.00186	0.0014 mg/L	0.00186	137.42%
V 292.402	16124.2	0.0680 mg/L		0.00082	0.0680 mg/L	0.00082	1.20%
Zn 206.200	31551.2	0.3224 mg/L		0.00076	0.3224 mg/L	0.00076	0.24%
Na 330.237	1494.8	1.0835 mg/L		0.01764	1.0835 mg/L	0.01764	1.63%
Cd 226.502	1941.6	0.0016 mg/L		0.00010	0.0016 mg/L	0.00010	6.13%
Ti 334.940	173337.4	0.2438 mg/L		0.00124	0.2438 mg/L	0.00124	0.51%
Ca 227.546	128255.1	252.24 mg/L		1.677	252.24 mg/L	1.677	0.66%

Sequence No.: 26  
 Sample ID: CRI  
 Analyst:  
 Sample Wt:  
 Dilution:

Autosampler Location: 7  
 Date Collected: 5/19/05 12:48:02 PM  
 Sample Prep Volume:  
 Data Type: Reprocessed on 5/20/05 9:16:21 AM,

## Mean Data: CRI

Analyte	Mean Corrected Intensity	Conc. Units	Calib	Std.Dev.	Sample Conc. Units	Std.Dev.	RSD
Ag 328.068	7377.9	0.0217 mg/L		0.00023	0.0217 mg/L	0.00023	1.06%
Al 308.215	1111.0	0.0313 mg/L		0.01039	0.0313 mg/L	0.01039	33.23%
As 188.979	34.5	0.0202 mg/L		0.00042	0.0202 mg/L	0.00042	2.06%
Ba 233.527	97.0	0.0011 mg/L		0.00009	0.0011 mg/L	0.00009	8.49%
Be 313.107	62236.1	0.0101 mg/L		0.00003	0.0101 mg/L	0.00003	0.28%
Co 228.616	4958.4	0.1063 mg/L		0.00025	0.1063 mg/L	0.00025	0.24%
Cr 267.716	4606.9	0.0204 mg/L		0.00010	0.0204 mg/L	0.00010	0.48%
Cu 324.752	20032.4	0.0511 mg/L		0.00026	0.0511 mg/L	0.00026	0.51%
Fe 273.955	933.4	0.0343 mg/L		0.01332	0.0343 mg/L	0.01332	38.82%
Mg 279.077	397.9	0.0219 mg/L		0.01813	0.0219 mg/L	0.01813	82.83%
Mn 257.610	3629.6	0.0326 mg/L		0.00028	0.0326 mg/L	0.00028	0.87%
Ni 231.604	6319.7	0.0866 mg/L		0.00090	0.0866 mg/L	0.00090	1.04%
Pb 220.353	73.1	0.0063 mg/L		0.00046	0.0063 mg/L	0.00046	7.27%
Sb 206.836	314.1	0.1028 mg/L		0.01002	0.1028 mg/L	0.01002	9.75%
Se 196.026	27.4	0.0117 mg/L		0.00071	0.0117 mg/L	0.00071	6.01%
Tl 190.801	44.0	0.0208 mg/L		0.00129	0.0208 mg/L	0.00129	6.18%
V 292.402	24823.9	0.1024 mg/L		0.00031	0.1024 mg/L	0.00031	0.30%
Zn 206.200	5131.0	0.0532 mg/L		0.00037	0.0532 mg/L	0.00037	0.70%
Na 330.237	215.3	0.1364 mg/L		0.10161	0.1364 mg/L	0.10161	74.51%
Cd 226.502	2428.5	0.0106 mg/L		0.00002	0.0106 mg/L	0.00002	0.22%
Ti 334.940	151.7	0.0002 mg/L		0.00010	0.0002 mg/L	0.00010	48.19%
Ca 227.546	69.7	0.1295 mg/L		0.05103	0.1295 mg/L	0.05103	39.41%

Sequence No.: 27

Autosampler Location: 5

Sample ID: ICSA  
Analyst:  
Sample Wt:  
Dilution:

Date Collected: 5/19/05 12:52:12 PM

Sample Prep Volume:

Data Type: Reprocessed on 5/20/05 9:16:21 AM,

-----  
Mean Data: ICSA

Analyte	Mean Corrected Intensity	Conc. Units	Calib	Std.Dev.	Sample Conc. Units	Std.Dev.	RSD
Ag 328.068	-4910.7	0.0032 mg/L		0.00112	0.0032 mg/L	0.00112	34.99%
Al 308.215	15904095.9	471.03 mg/L		4.131	471.03 mg/L	4.131	0.88%
As 188.979	47.8	0.0018 mg/L		0.00143	0.0018 mg/L	0.00143	80.70%
Ba 233.527	2381.2	-0.0043 mg/L		0.00026	-0.0043 mg/L	0.00026	6.03%
Be 313.107	-371.2	-0.0001 mg/L		0.00000	-0.0001 mg/L	0.00000	3.69%
Co 228.616	128.6	-0.0014 mg/L		0.00010	-0.0014 mg/L	0.00010	6.82%
Cr 267.716	246.1	0.0012 mg/L		0.00005	0.0012 mg/L	0.00005	3.90%
Cu 324.752	-6319.5	-0.0042 mg/L		0.00068	-0.0042 mg/L	0.00068	16.14%
Fe 273.955	3902340.1	168.72 mg/L		1.068	168.72 mg/L	1.068	0.63%
Mg 279.077	8611188.5	457.14 mg/L		3.204	457.14 mg/L	3.204	0.70%
Mn 257.610	-13234.5	0.0116 mg/L		0.00176	0.0116 mg/L	0.00176	15.23%
Ni 231.604	273.7	-0.0112 mg/L		0.00006	-0.0112 mg/L	0.00006	0.50%
Pb 220.353	-1359.0	-0.0013 mg/L		0.00142	-0.0013 mg/L	0.00142	105.78%
Sb 206.836	414.9	0.0314 mg/L		0.00067	0.0314 mg/L	0.00067	2.14%
Se 196.026	-250.5	-0.0023 mg/L		0.00122	-0.0023 mg/L	0.00122	52.82%
Tl 190.801	58.4	0.0008 mg/L		0.00106	0.0008 mg/L	0.00106	137.25%
V 292.402	-831.4	-0.0002 mg/L		0.00015	-0.0002 mg/L	0.00015	69.68%
Zn 206.200	2069.1	-0.0019 mg/L		0.00007	-0.0019 mg/L	0.00007	3.75%
Na 330.237	-311.1	-0.3747 mg/L		0.02098	-0.3747 mg/L	0.02098	5.60%
Cd 226.502	3054.1	0.0037 mg/L		0.00012	0.0037 mg/L	0.00012	3.33%
Ti 334.940	-15235.7	-0.0032 mg/L		0.00002	-0.0032 mg/L	0.00002	0.47%
Ca 227.546	241991.9	476.56 mg/L		0.718	476.56 mg/L	0.718	0.15%

=====

Sequence No.: 28

Sample ID: ICSAB

Analyst:

Sample Wt:

Dilution:

Autosampler Location: 6

Date Collected: 5/19/05 12:56:27 PM

Sample Prep Volume:

Data Type: Reprocessed on 5/20/05 9:16:22 AM,

-----  
Mean Data: ICSAB

Analyte	Mean Corrected Intensity	Conc. Units	Calib	Std.Dev.	Sample Conc. Units	Std.Dev.	RSD
Ag 328.068	62358.4	0.2011 mg/L		0.00232	0.2011 mg/L	0.00232	1.15%
Al 308.215	15901453.7	470.95 mg/L		3.245	470.95 mg/L	3.245	0.69%
As 188.979	204.4	0.0952 mg/L		0.00094	0.0952 mg/L	0.00094	0.99%
Ba 233.527	43308.5	0.4707 mg/L		0.00635	0.4707 mg/L	0.00635	1.35%
Be 313.107	2833099.3	0.4575 mg/L		0.00496	0.4575 mg/L	0.00496	1.08%
Co 228.616	20875.4	0.4434 mg/L		0.00158	0.4434 mg/L	0.00158	0.36%
Cr 267.716	101719.3	0.4504 mg/L		0.00653	0.4504 mg/L	0.00653	1.45%
Cu 324.752	176751.1	0.4622 mg/L		0.00464	0.4622 mg/L	0.00464	1.00%
Fe 273.955	3906318.6	168.86 mg/L		1.225	168.86 mg/L	1.225	0.73%
Mg 279.077	8620927.8	457.66 mg/L		2.788	457.66 mg/L	2.788	0.61%
Mn 257.610	38374.5	0.4753 mg/L		0.00635	0.4753 mg/L	0.00635	1.34%
Ni 231.604	63576.4	0.8561 mg/L		0.01272	0.8561 mg/L	0.01272	1.49%
Pb 220.353	-858.7	0.0416 mg/L		0.00108	0.0416 mg/L	0.00108	2.60%
Sb 206.836	2466.6	0.7005 mg/L		0.00253	0.7005 mg/L	0.00253	0.36%
Se 196.026	-132.6	0.0478 mg/L		0.00232	0.0478 mg/L	0.00232	4.85%
Tl 190.801	238.6	0.0863 mg/L		0.00119	0.0863 mg/L	0.00119	1.38%
V 292.402	110563.2	0.4599 mg/L		0.00738	0.4599 mg/L	0.00738	1.61%
Zn 206.200	84429.9	0.8521 mg/L		0.00595	0.8521 mg/L	0.00595	0.70%
Na 330.237	2504.6	1.4060 mg/L		0.01531	1.4060 mg/L	0.01531	1.09%
Cd 226.502	200750.1	0.8614 mg/L		0.01116	0.8614 mg/L	0.01116	1.30%
Ti 334.940	-15227.6	-0.0033 mg/L		0.00004	-0.0033 mg/L	0.00004	1.35%
Ca 227.546	241617.6	475.76 mg/L		9.034	475.76 mg/L	9.034	1.90%

=====

Sequence No.: 29

Sample ID: CCV

Analyst:

Sample Wt:

Autosampler Location: 3

Date Collected: 5/19/05 1:00:45 PM

Sample Prep Volume:

Dilution:

Data Type: Reprocessed on 5/20/05 9:16:23 AM,

## Mean Data: CCV

Analyte	Mean Corrected Intensity	Conc. Units	Std.Dev.	Sample Conc. Units	Std.Dev.	RSD
Ag 328.068	415130.8	1.2196 mg/L	0.00315	1.2196 mg/L	0.00315	0.26%
Al 308.215	337857.4	9.9588 mg/L	0.03447	9.9588 mg/L	0.03447	0.35%
As 188.979	883.6	0.5186 mg/L	0.00235	0.5186 mg/L	0.00235	0.45%
Ba 233.527	917069.7	10.649 mg/L	0.0500	10.649 mg/L	0.0500	0.47%
Be 313.107	1598519.8	0.2582 mg/L	0.00079	0.2582 mg/L	0.00079	0.31%
Co 228.616	120420.7	2.5819 mg/L	0.00022	2.5819 mg/L	0.00022	0.01%
Cr 267.716	230385.6	1.0192 mg/L	0.00293	1.0192 mg/L	0.00293	0.29%
Cu 324.752	505217.0	1.2867 mg/L	0.00502	1.2867 mg/L	0.00502	0.39%
Fe 273.955	121108.4	5.0846 mg/L	0.01517	5.0846 mg/L	0.01517	0.30%
Mg 279.077	488573.7	25.986 mg/L	0.0746	25.986 mg/L	0.0746	0.29%
Mn 257.610	287506.6	2.5854 mg/L	0.00335	2.5854 mg/L	0.00335	0.13%
Ni 231.604	188906.1	2.5873 mg/L	0.00037	2.5873 mg/L	0.00037	0.01%
Pb 220.353	6005.2	0.5128 mg/L	0.00177	0.5128 mg/L	0.00177	0.34%
Sb 206.836	1698.5	0.5507 mg/L	0.00791	0.5507 mg/L	0.00791	1.44%
Se 196.026	1198.7	0.5145 mg/L	0.00300	0.5145 mg/L	0.00300	0.58%
Tl 190.801	1079.0	0.5122 mg/L	0.00281	0.5122 mg/L	0.00281	0.55%
V 292.402	623680.4	2.5738 mg/L	0.00863	2.5738 mg/L	0.00863	0.34%
Zn 206.200	252694.5	2.6179 mg/L	0.00403	2.6179 mg/L	0.00403	0.15%
Na 330.237	38514.8	24.278 mg/L	0.1359	24.278 mg/L	0.1359	0.56%
Cd 226.502	58845.0	0.2555 mg/L	0.00157	0.2555 mg/L	0.00157	0.62%
Ti 334.940	-153.8	0.0006 mg/L	0.00004	0.0006 mg/L	0.00004	6.74%
Ca 227.546	13026.1	25.476 mg/L	0.1454	25.476 mg/L	0.1454	0.57%

Sequence No.: 30

Sample ID: CCB

Analyst:

Sample Wt:

Dilution:

Autosampler Location: 4

Date Collected: 5/19/05 1:04:57 PM

Sample Prep Volume:

Data Type: Reprocessed on 5/20/05 9:16:24 AM,

## Mean Data: CCB

Analyte	Mean Corrected Intensity	Conc. Units	Std.Dev.	Sample Conc. Units	Std.Dev.	RSD
Ag 328.068	246.5	0.0007 mg/L	0.00013	0.0007 mg/L	0.00013	17.41%
Al 308.215	1068.1	0.0316 mg/L	0.00354	0.0316 mg/L	0.00354	11.19%
As 188.979	-0.1	0.0000 mg/L	0.00016	0.0000 mg/L	0.00016	472.50%
Ba 233.527	101.4	0.0012 mg/L	0.00033	0.0012 mg/L	0.00033	27.77%
Be 313.107	168.7	0.0000 mg/L	0.00004	0.0000 mg/L	0.00004	148.72%
Co 228.616	27.7	0.0006 mg/L	0.00011	0.0006 mg/L	0.00011	17.95%
Cr 267.716	66.4	0.0003 mg/L	0.00012	0.0003 mg/L	0.00012	40.53%
Cu 324.752	1911.3	0.0049 mg/L	0.00075	0.0049 mg/L	0.00075	15.49%
Fe 273.955	219.1	0.0095 mg/L	0.00110	0.0095 mg/L	0.00110	11.67%
Mg 279.077	1530.5	0.0812 mg/L	0.01066	0.0812 mg/L	0.01066	13.12%
Mn 257.610	14.6	0.0001 mg/L	0.00009	0.0001 mg/L	0.00009	68.51%
Ni 231.604	59.8	0.0008 mg/L	0.00007	0.0008 mg/L	0.00007	8.26%
Pb 220.353	-5.3	-0.0004 mg/L	0.00030	-0.0004 mg/L	0.00030	67.07%
Sb 206.836	29.4	0.0096 mg/L	0.00040	0.0096 mg/L	0.00040	4.19%
Se 196.026	3.2	0.0014 mg/L	0.00084	0.0014 mg/L	0.00084	60.45%
Tl 190.801	3.6	0.0017 mg/L	0.00071	0.0017 mg/L	0.00071	41.33%
V 292.402	68.2	0.0003 mg/L	0.00021	0.0003 mg/L	0.00021	73.28%
Zn 206.200	560.6	0.0058 mg/L	0.00082	0.0058 mg/L	0.00082	14.11%
Na 330.237	78.4	0.0495 mg/L	0.03128	0.0495 mg/L	0.03128	63.20%
Cd 226.502	12.6	0.0001 mg/L	0.00004	0.0001 mg/L	0.00004	65.68%
Ti 334.940	14.4	0.0000 mg/L	0.00013	0.0000 mg/L	0.00013	617.81%
Ca 227.546	18.2	0.0357 mg/L	0.01269	0.0357 mg/L	0.01269	35.52%

Sequence No.: 31

Sample ID: D0529-01BDUP,18177

Analyst:

Sample Wt:

Dilution:

Autosampler Location: 53

Date Collected: 5/19/05 1:09:04 PM

Sample Prep Volume:

Data Type: Reprocessed on 5/20/05 9:16:24 AM,

Mean Data: D0529-01BDUP,18177

Analyte	Mean Corrected		Calib	Std.Dev.	Sample		Std.Dev.	RSD
	Intensity	Conc.			Conc.	Units		
Ag 328.068	-2183.5	-0.0130	mg/L	0.00015	-0.0130	mg/L	0.00015	1.13%
Al 308.215	1045490.4	30.956	mg/L	0.0204	30.956	mg/L	0.0204	0.07%
As 188.979	87.3	0.0540	mg/L	0.00320	0.0540	mg/L	0.00320	5.93%
Ba 233.527	26473.5	0.2938	mg/L	0.00016	0.2938	mg/L	0.00016	0.05%
Be 313.107	5751.6	0.0012	mg/L	0.00000	0.0012	mg/L	0.00000	0.27%
Co 228.616	1323.5	0.0260	mg/L	0.00001	0.0260	mg/L	0.00001	0.04%
Cr 267.716	9060.7	0.0390	mg/L	0.00011	0.0390	mg/L	0.00011	0.29%
Cu 324.752	46787.5	0.1263	mg/L	0.00032	0.1263	mg/L	0.00032	0.26%
Fe 273.955	1953978.8	84.477	mg/L	0.0186	84.477	mg/L	0.0186	0.02%
Mg 279.077	461930.9	24.581	mg/L	0.0190	24.581	mg/L	0.0190	0.08%
Mn 257.610	208156.7	1.9179	mg/L	0.00263	1.9179	mg/L	0.00263	0.14%
Ni 231.604	4899.7	0.0593	mg/L	0.00009	0.0593	mg/L	0.00009	0.15%
Pb 220.353	466.3	0.0505	mg/L	0.00043	0.0505	mg/L	0.00043	0.86%
Sb 206.836	75.9	0.0094	mg/L	0.00102	0.0094	mg/L	0.00102	10.87%
Se 196.026	-85.2	-0.0107	mg/L	0.00006	-0.0107	mg/L	0.00006	0.58%
Tl 190.801	-6.1	-0.0011	mg/L	0.00046	-0.0011	mg/L	0.00046	41.67%
V 292.402	10274.6	0.0435	mg/L	0.00045	0.0435	mg/L	0.00045	1.03%
Zn 206.200	26784.3	0.2748	mg/L	0.00090	0.2748	mg/L	0.00090	0.33%
Na 330.237	1344.4	0.9922	mg/L	0.02049	0.9922	mg/L	0.02049	2.07%
Cd 226.502	1530.9	0.0011	mg/L	0.00018	0.0011	mg/L	0.00018	16.02%
Ti 334.940	130012.6	0.1809	mg/L	0.00550	0.1809	mg/L	0.00550	3.04%
Ca 227.546	69844.9	137.02	mg/L	0.011	137.02	mg/L	0.011	0.01%

Sequence No.: 32

Sample ID: D0529-01BMS,18177

Analyst:

Sample Wt:

Dilution:

Autosampler Location: 54

Date Collected: 5/19/05 1:13:16 PM

Sample Prep Volume:

Data Type: Reprocessed on 5/20/05 9:16:25 AM,

Mean Data: D0529-01BMS,18177

Analyte	Mean Corrected		Calib	Std.Dev.	Sample		Std.Dev.	RSD
	Intensity	Conc.			Conc.	Units		
Ag 328.068	14124.4	0.0250	mg/L	0.00005	0.0250	mg/L	0.00005	0.22%
Al 308.215	1140079.0	33.746	mg/L	0.3884	33.746	mg/L	0.3884	1.15%
As 188.979	184.6	0.1117	mg/L	0.00070	0.1117	mg/L	0.00070	0.63%
Ba 233.527	206390.2	2.3815	mg/L	0.02189	2.3815	mg/L	0.02189	0.92%
Be 313.107	310558.4	0.0505	mg/L	0.00040	0.0505	mg/L	0.00040	0.79%
Co 228.616	24392.6	0.5203	mg/L	0.00266	0.5203	mg/L	0.00266	0.51%
Cr 267.716	53659.6	0.2361	mg/L	0.00149	0.2361	mg/L	0.00149	0.63%
Cu 324.752	146060.0	0.3791	mg/L	0.00632	0.3791	mg/L	0.00632	1.67%
Fe 273.955	2128348.0	91.986	mg/L	0.7207	91.986	mg/L	0.7207	0.78%
Mg 279.077	655279.8	34.866	mg/L	0.2597	34.866	mg/L	0.2597	0.74%
Mn 257.610	321003.7	2.9351	mg/L	0.02652	2.9351	mg/L	0.02652	0.90%
Ni 231.604	40765.8	0.5499	mg/L	0.00550	0.5499	mg/L	0.00550	1.00%
Pb 220.353	747.5	0.0769	mg/L	0.00038	0.0769	mg/L	0.00038	0.49%
Sb 206.836	261.0	0.0683	mg/L	0.00078	0.0683	mg/L	0.00078	1.15%
Se 196.026	-73.2	-0.0026	mg/L	0.00114	-0.0026	mg/L	0.00114	43.51%
Tl 190.801	92.8	0.0470	mg/L	0.00166	0.0470	mg/L	0.00166	3.52%
V 292.402	132710.0	0.5489	mg/L	0.00378	0.5489	mg/L	0.00378	0.69%
Zn 206.200	74827.4	0.7717	mg/L	0.00623	0.7717	mg/L	0.00623	0.81%
Na 330.237	2730.0	1.8759	mg/L	0.19251	1.8759	mg/L	0.19251	10.26%
Cd 226.502	2721.6	0.0059	mg/L	0.00026	0.0059	mg/L	0.00026	4.45%
Ti 334.940	188889.1	0.2637	mg/L	0.00402	0.2637	mg/L	0.00402	1.52%
Ca 227.546	112756.5	221.72	mg/L	2.782	221.72	mg/L	2.782	1.25%

Sequence No.: 33

Sample ID: D0529-01BSD,18177

Analyst:

Sample Wt:

Dilution:

Autosampler Location: 55

Date Collected: 5/19/05 1:17:29 PM

Sample Prep Volume:

Data Type: Reprocessed on 5/20/05 9:16:26 AM,

Mean Data: D0529-01BSD,18177

Analyte	Mean Corrected		Calib	Std.Dev.	Sample		Std.Dev.	RSD
	Intensity	Conc.			Conc.	Units		

Ag 328.068	-512.5	-0.0051 mg/L	0.00014	-0.0051 mg/L	0.00014	2.74%
Al 308.215	252391.6	7.4721 mg/L	0.02979	7.4721 mg/L	0.02979	0.40%
As 188.979	26.9	0.0165 mg/L	0.00202	0.0165 mg/L	0.00202	12.26%
Ba 233.527	6993.5	0.0774 mg/L	0.00011	0.0774 mg/L	0.00011	0.14%
Be 313.107	1458.7	0.0003 mg/L	0.00000	0.0003 mg/L	0.00000	0.30%
Co 228.616	349.1	0.0068 mg/L	0.00004	0.0068 mg/L	0.00004	0.56%
Cr 267.716	2613.8	0.0112 mg/L	0.00021	0.0112 mg/L	0.00021	1.85%
Cu 324.752	11472.8	0.0310 mg/L	0.00049	0.0310 mg/L	0.00049	1.58%
Fe 273.955	527980.9	22.826 mg/L	0.0582	22.826 mg/L	0.0582	0.26%
Mg 279.077	195807.4	10.413 mg/L	0.0181	10.413 mg/L	0.0181	0.17%
Mn 257.610	75388.8	0.6899 mg/L	0.00042	0.6899 mg/L	0.00042	0.06%
Ni 231.604	1275.1	0.0154 mg/L	0.00002	0.0154 mg/L	0.00002	0.13%
Pb 220.353	101.1	0.0116 mg/L	0.00037	0.0116 mg/L	0.00037	3.17%
Sb 206.836	20.7	0.0028 mg/L	0.00032	0.0028 mg/L	0.00032	11.54%
Se 196.026	-24.3	-0.0034 mg/L	0.00067	-0.0034 mg/L	0.00067	19.59%
Tl 190.801	-7.2	-0.0026 mg/L	0.00120	-0.0026 mg/L	0.00120	46.97%
V 292.402	3356.2	0.0142 mg/L	0.00025	0.0142 mg/L	0.00025	1.76%
Zn 206.200	6928.5	0.0708 mg/L	0.00029	0.0708 mg/L	0.00029	0.41%
Na 330.237	350.7	0.2534 mg/L	0.09641	0.2534 mg/L	0.09641	38.04%
Cd 226.502	407.1	0.0003 mg/L	0.00009	0.0003 mg/L	0.00009	33.48%
Ti 334.940	36772.4	0.0516 mg/L	0.00168	0.0516 mg/L	0.00168	3.25%
Ca 227.546	26003.3	51.121 mg/L	0.1655	51.121 mg/L	0.1655	0.32%

Sequence No.: 34

Sample ID: D0529-01BPDS,18177

Analyst:

Sample Wt:

Dilution:

Autosampler Location: 56

Date Collected: 5/19/05 1:21:30 PM

Sample Prep Volume:

Data Type: Reprocessed on 5/20/05 9:16:26 AM,

Mean Data: D0529-01BPDS,18177

Analyte	Mean Corrected	Conc.	Calib	Std.Dev.	Conc.	Sample	Std.Dev.	RSD
	Intensity		Units			Units		
Ag 328.068	3833.8	-0.0073	mg/L	0.00006	-0.0073	mg/L	0.00006	0.83%
Al 308.215	1237753.3	36.643	mg/L	0.4083	36.643	mg/L	0.4083	1.11%
As 188.979	159.0	0.0964	mg/L	0.00153	0.0964	mg/L	0.00153	1.59%
Ba 233.527	32503.9	0.3600	mg/L	0.00309	0.3600	mg/L	0.00309	0.86%
Be 313.107	68740.9	0.0114	mg/L	0.00010	0.0114	mg/L	0.00010	0.88%
Co 228.616	6148.9	0.1288	mg/L	0.00010	0.1288	mg/L	0.00010	0.08%
Cr 267.716	16617.2	0.0718	mg/L	0.00083	0.0718	mg/L	0.00083	1.16%
Cu 324.752	71526.4	0.1900	mg/L	0.00347	0.1900	mg/L	0.00347	1.82%
Fe 273.955	2415028.1	104.40	mg/L	1.091	104.40	mg/L	1.091	1.04%
Mg 279.077	898092.7	47.763	mg/L	0.5539	47.763	mg/L	0.5539	1.16%
Mn 257.610	354484.1	3.2426	mg/L	0.03544	3.2426	mg/L	0.03544	1.09%
Ni 231.604	11513.8	0.1481	mg/L	0.00025	0.1481	mg/L	0.00025	0.17%
Pb 220.353	615.0	0.0667	mg/L	0.00026	0.0667	mg/L	0.00026	0.39%
Sb 206.836	523.2	0.1525	mg/L	0.00044	0.1525	mg/L	0.00044	0.29%
Se 196.026	-80.9	-0.0020	mg/L ✓	0.00099	-0.0020	mg/L	0.00099	49.06%
Tl 190.801	30.8	0.0188	mg/L	0.00072	0.0188	mg/L	0.00072	3.82%
V 292.402	40223.7	0.1674	mg/L	0.00088	0.1674	mg/L	0.00088	0.53%
Zn 206.200	34444.0	0.3524	mg/L	0.00306	0.3524	mg/L	0.00306	0.87%
Na 330.237	1369.6	1.0048	mg/L	0.17420	1.0048	mg/L	0.17420	17.34%
Cd 226.502	4189.8	0.0114	mg/L	0.00011	0.0114	mg/L	0.00011	0.98%
Ti 334.940	172380.0	0.2424	mg/L	0.00201	0.2424	mg/L	0.00201	0.83%
Ca 227.546	127081.0	249.92	mg/L	3.432	249.92	mg/L	3.432	1.37%

Sequence No.: 35

Sample ID: D0529-03D,18176

Analyst:

Sample Wt:

Dilution:

Autosampler Location: 59

Date Collected: 5/19/05 1:25:35 PM

Sample Prep Volume:

Data Type: Reprocessed on 5/20/05 9:16:27 AM,

Mean Data: D0529-03D,18176

Analyte	Mean Corrected	Calib	Std.Dev.	Sample	Std.Dev.	RSD
	Intensity	Conc. Units		Conc. Units		
Ag 328.068	556.2	0.0016 mg/L	0.00009	0.0016 mg/L	0.00009	5.85%
Al 308.215	1329.8	0.0394 mg/L	0.00530	0.0394 mg/L	0.00530	13.46%
As 188.979	0.8	0.0005 mg/L	0.00081	0.0005 mg/L	0.00081	173.08%

Ba 233.527	157.2	0.0018 mg/L	0.00010	0.0018 mg/L	0.00010	5.74%
Be 313.107	-115.1	0.0000 mg/L	0.00000	0.0000 mg/L	0.00000	15.29%
Co 228.616	28.4	0.0006 mg/L	0.00010	0.0006 mg/L	0.00010	16.15%
Cr 267.716	39.8	0.0002 mg/L	0.00012	0.0002 mg/L	0.00012	67.99%
Cu 324.752	1750.4	0.0045 mg/L	0.00111	0.0045 mg/L	0.00111	24.84%
Fe 273.955	525.0	0.0227 mg/L	0.00728	0.0227 mg/L	0.00728	32.06%
Mg 279.077	728.6	0.0387 mg/L	0.01765	0.0387 mg/L	0.01765	45.61%
Mn 257.610	93.1	0.0008 mg/L	0.00012	0.0008 mg/L	0.00012	14.66%
Ni 231.604	60.6	0.0008 mg/L	0.00005	0.0008 mg/L	0.00005	6.25%
Pb 220.353	-0.7	0.0000 mg/L	0.00015	0.0000 mg/L	0.00015	370.83%
Sb 206.836	3.7	0.0012 mg/L	0.00021	0.0012 mg/L	0.00021	17.19%
Se 196.026	3.8	0.0016 mg/L	0.00009	0.0016 mg/L	0.00009	5.71%
Tl 190.801	-0.1	0.0000 mg/L	0.00011	0.0000 mg/L	0.00011	229.01%
V 292.402	2.1	0.0000 mg/L	0.00004	0.0000 mg/L	0.00004	402.11%
Zn 206.200	2631.6	0.0273 mg/L	0.00063	0.0273 mg/L	0.00063	2.29%
Na 330.237	325.0	0.2049 mg/L	0.03590	0.2049 mg/L	0.03590	17.52%
Cd 226.502	3.6	0.0000 mg/L	0.00004	0.0000 mg/L	0.00004	267.09%
Ti 334.940	251.3	0.0004 mg/L	0.00010	0.0004 mg/L	0.00010	28.74%
Ca 227.546	167.5	0.3308 mg/L	0.04497	0.3308 mg/L	0.04497	13.60%

Sequence No.: 36

Sample ID: D0529-03DSD,18176

Analyst:

Sample Wt:

Dilution:

Autosampler Location: 60

Date Collected: 5/19/05 1:29:39 PM

Sample Prep Volume:

Data Type: Reprocessed on 5/20/05 9:16:28 AM,

Mean Data: D0529-03DSD,18176

Analyte	Mean Corrected	Calib	Std.Dev.	Sample	Std.Dev.	RSD
	Intensity	Conc. Units		Conc. Units		
Ag 328.068	104.0	0.0003 mg/L	0.00003	0.0003 mg/L	0.00003	10.49%
Al 308.215	1335.2	0.0395 mg/L	0.00682	0.0395 mg/L	0.00682	17.23%
As 188.979	-1.0	-0.0006 mg/L	0.00048	-0.0006 mg/L	0.00048	81.81%
Ba 233.527	32.8	0.0004 mg/L	0.00003	0.0004 mg/L	0.00003	7.92%
Be 313.107	-169.1	0.0000 mg/L	0.00001	0.0000 mg/L	0.00001	43.47%
Co 228.616	15.0	0.0003 mg/L	0.00001	0.0003 mg/L	0.00001	4.20%
Cr 267.716	17.9	0.0001 mg/L	0.00003	0.0001 mg/L	0.00003	44.18%
Cu 324.752	424.6	0.0011 mg/L	0.00007	0.0011 mg/L	0.00007	6.45%
Fe 273.955	87.5	0.0038 mg/L	0.00074	0.0038 mg/L	0.00074	19.56%
Mg 279.077	291.6	0.0155 mg/L	0.00897	0.0155 mg/L	0.00897	57.95%
Mn 257.610	16.1	0.0001 mg/L	0.00001	0.0001 mg/L	0.00001	3.68%
Ni 231.604	20.3	0.0003 mg/L	0.00012	0.0003 mg/L	0.00012	44.71%
Pb 220.353	-4.7	-0.0004 mg/L	0.00059	-0.0004 mg/L	0.00059	152.51%
Sb 206.836	6.6	0.0021 mg/L	0.00088	0.0021 mg/L	0.00088	40.93%
Se 196.026	2.0	0.0008 mg/L	0.00061	0.0008 mg/L	0.00061	72.27%
Tl 190.801	-3.1	-0.0015 mg/L	0.00055	-0.0015 mg/L	0.00055	36.91%
V 292.402	-2.6	0.0000 mg/L	0.00029	0.0000 mg/L	0.00029	>999.9%
Zn 206.200	654.0	0.0068 mg/L	0.00019	0.0068 mg/L	0.00019	2.78%
Na 330.237	241.8	0.1524 mg/L	0.09184	0.1524 mg/L	0.09184	60.25%
Cd 226.502	0.9	0.0000 mg/L	0.00003	0.0000 mg/L	0.00003	874.28%
Ti 334.940	79.9	0.0001 mg/L	0.00002	0.0001 mg/L	0.00002	15.02%
Ca 227.546	22.4	0.0442 mg/L	0.00692	0.0442 mg/L	0.00692	15.64%

Sequence No.: 37

Sample ID: D0565-01C,18176

Analyst:

Sample Wt:

Dilution:

Autosampler Location: 61

Date Collected: 5/19/05 1:33:43 PM

Sample Prep Volume:

Data Type: Reprocessed on 5/20/05 9:16:29 AM,

Mean Data: D0565-01C,18176

Analyte	Mean Corrected	Calib	Std.Dev.	Sample	Std.Dev.	RSD
	Intensity	Conc. Units		Conc. Units		
Ag 328.068	667.9	-0.0009 mg/L	0.00013	-0.0009 mg/L	0.00013	13.94%
Al 308.215	1171.6	0.0305 mg/L	0.00547	0.0305 mg/L	0.00547	17.92%
As 188.979	-1.4	-0.0009 mg/L	0.00130	-0.0009 mg/L	0.00130	136.76%
Ba 233.527	1639.3	0.0189 mg/L	0.00002	0.0189 mg/L	0.00002	0.10%
Be 313.107	-85.1	0.0000 mg/L	0.00002	0.0000 mg/L	0.00002	129.11%
Co 228.616	36.5	0.0008 mg/L	0.00004	0.0008 mg/L	0.00004	4.74%

Cr 267.716	117.3	-0.0001 mg/L	0.00028	-0.0001 mg/L	0.00028	225.51%
Cu 324.752	1574.2	0.0030 mg/L	0.00010	0.0030 mg/L	0.00010	3.18%
Fe 273.955	2990.0	0.1293 mg/L	0.00281	0.1293 mg/L	0.00281	2.17%
Mg 279.077	71499.0	3.8164 mg/L	0.03423	3.8164 mg/L	0.03423	0.90%
Mn 257.610	132967.0	1.1937 mg/L	0.01060	1.1937 mg/L	0.01060	0.89%
Ni 231.604	73.9	0.0010 mg/L	0.00009	0.0010 mg/L	0.00009	8.48%
Pb 220.353	-6.7	-0.0003 mg/L	0.00066	-0.0003 mg/L	0.00066	261.31%
Sb 206.836	8.1	0.0027 mg/L	0.00043	0.0027 mg/L	0.00043	16.00%
Se 196.026	-2.0	-0.0012 mg/L	0.00139	-0.0012 mg/L	0.00139	116.23%
Tl 190.801	-5.4	-0.0008 mg/L	0.00054	-0.0008 mg/L	0.00054	71.50%
V 292.402	3.1	0.0001 mg/L	0.00012	0.0001 mg/L	0.00012	114.68%
Zn 206.200	4087.3	0.0419 mg/L	0.00039	0.0419 mg/L	0.00039	0.92%
Na 330.237	28211.4	17.767 mg/L	0.1089	17.767 mg/L	0.1089	0.61%
Cd 226.502	29.7	0.0001 mg/L	0.00008	0.0001 mg/L	0.00008	68.05%
Ti 334.940	-641.9	-0.0001 mg/L	0.00004	-0.0001 mg/L	0.00004	51.35%
Ca 227.546	10960.1	21.664 mg/L	0.2222	21.664 mg/L	0.2222	1.03%

Sequence No.: 38

Sample ID: D0565-01CSD,18176

Analyst:

Sample Wt:

Dilution:

Autosampler Location: 62

Date Collected: 5/19/05 1:37:48 PM

Sample Prep Volume:

Data Type: Reprocessed on 5/20/05 9:16:29 AM,

Mean Data: D0565-01CSD,18176

Analyte	Mean Corrected	Conc.	Calib	Std.Dev.	Conc.	Sample	Std.Dev.	RSD
	Intensity		Units			Units		
Ag 328.068	125.2	-0.0002	mg/L	0.00002	-0.0002	mg/L	0.00002	9.52%
Al 308.215	1102.0	0.0318	mg/L	0.00112	0.0318	mg/L	0.00112	3.54%
As 188.979	-0.8	-0.0005	mg/L	0.00006	-0.0005	mg/L	0.00006	11.44%
Ba 233.527	335.6	0.0039	mg/L	0.00000	0.0039	mg/L	0.00000	0.05%
Be 313.107	-146.1	0.0000	mg/L	0.00001	0.0000	mg/L	0.00001	34.78%
Co 228.616	12.1	0.0003	mg/L	0.00004	0.0003	mg/L	0.00004	15.77%
Cr 267.716	37.0	0.0000	mg/L	0.00003	0.0000	mg/L	0.00003	93.86%
Cu 324.752	482.8	0.0010	mg/L	0.00004	0.0010	mg/L	0.00004	4.04%
Fe 273.955	738.7	0.0319	mg/L	0.00152	0.0319	mg/L	0.00152	4.78%
Mg 279.077	14640.4	0.7815	mg/L	0.00350	0.7815	mg/L	0.00350	0.45%
Mn 257.610	27264.4	0.2448	mg/L	0.00006	0.2448	mg/L	0.00006	0.02%
Ni 231.604	20.6	0.0003	mg/L	0.00012	0.0003	mg/L	0.00012	42.83%
Pb 220.353	-0.8	0.0000	mg/L	0.00005	0.0000	mg/L	0.00005	>999.9%
Sb 206.836	8.0	0.0026	mg/L	0.00045	0.0026	mg/L	0.00045	17.39%
Se 196.026	2.9	0.0012	mg/L	0.00245	0.0012	mg/L	0.00245	208.40%
Tl 190.801	-2.8	-0.0010	mg/L	0.00139	-0.0010	mg/L	0.00139	146.03%
V 292.402	24.5	0.0001	mg/L	0.00010	0.0001	mg/L	0.00010	83.14%
Zn 206.200	1169.7	0.0120	mg/L	0.00020	0.0120	mg/L	0.00020	1.67%
Na 330.237	5165.2	3.2529	mg/L	0.04360	3.2529	mg/L	0.04360	1.34%
Cd 226.502	15.3	0.0001	mg/L	0.00000	0.0001	mg/L	0.00000	3.01%
Ti 334.940	-80.3	0.0000	mg/L	0.00011	0.0000	mg/L	0.00011	229.17%
Ca 227.546	2163.5	4.2763	mg/L	0.03726	4.2763	mg/L	0.03726	0.87%

Sequence No.: 39

Sample ID: D0539-01E,18176

Analyst:

Sample Wt:

Dilution:

Autosampler Location: 63

Date Collected: 5/19/05 1:41:53 PM

Sample Prep Volume:

Data Type: Reprocessed on 5/20/05 9:16:30 AM,

Mean Data: D0539-01E,18176

Analyte	Mean Corrected	Calib	Std.Dev.	Sample	Std.Dev.	RSD
	Intensity	Conc. Units		Conc. Units		
Ag 328.068	513.9	0.0005 mg/L	0.00009	0.0005 mg/L	0.00009	19.85%
Al 308.215	2985.9	0.0509 mg/L	0.00758	0.0509 mg/L	0.00758	14.87%
As 188.979	1.9	0.0005 mg/L	0.00107	0.0005 mg/L	0.00107	197.07%
Ba 233.527	3168.1	0.0354 mg/L	0.00001	0.0354 mg/L	0.00001	0.03%
Be 313.107	-43.5	0.0000 mg/L	0.00002	0.0000 mg/L	0.00002	268.62%
Co 228.616	183.9	0.0037 mg/L	0.00002	0.0037 mg/L	0.00002	0.42%
Cr 267.716	664.8	-0.0028 mg/L	0.00011	-0.0028 mg/L	0.00011	3.80%
Cu 324.752	302.3	-0.0064 mg/L	0.00025	-0.0064 mg/L	0.00025	3.99%
Fe 273.955	198159.7	8.5674 mg/L	0.02872	8.5674 mg/L	0.02872	0.34%



Mg 279.077	251173.2	13.525 mg/L	0.0044	13.525 mg/L	0.0044	0.03%
Mn 257.610	1189484.7	10.684 mg/L	0.0736	10.684 mg/L	0.0736	0.69%
Ni 231.604	82.6	0.0004 mg/L	0.00001	0.0004 mg/L	0.00001	3.32%
Pb 220.353	9.6	0.0007 mg/L	0.00089	0.0007 mg/L	0.00089	135.99%
Sb 206.836	45.8	0.0139 mg/L	0.00108	0.0139 mg/L	0.00108	7.80%
Se 196.026	7.3	-0.0017 mg/L	0.00126	-0.0017 mg/L	0.00126	73.32%
Tl 190.801	-26.4	0.0019 mg/L	0.00074	0.0019 mg/L	0.00074	38.41%
V 292.402	-195.1	0.0001 mg/L	0.00009	0.0001 mg/L	0.00009	149.43%
Zn 206.200	2873.1	0.0279 mg/L	0.00056	0.0279 mg/L	0.00056	2.02%
Na 330.237	26139.1	16.481 mg/L	0.1026	16.481 mg/L	0.1026	0.62%
Cd 226.502	131.6	0.0000 mg/L	0.00003	0.0000 mg/L	0.00003	>999.9%
Ti 334.940	-200.7	0.0001 mg/L	0.00004	0.0001 mg/L	0.00004	28.97%
Ca 227.546	5822.0	11.350 mg/L	0.0930	11.350 mg/L	0.0930	0.82%

Sequence No.: 40

Sample ID: D0539-02E,18176

Analyst:

Sample Wt:

Dilution:

Autosampler Location: 64

Date Collected: 5/19/05 1:46:03 PM

Sample Prep Volume:

Data Type: Reprocessed on 5/20/05 9:16:31 AM,

Mean Data: D0539-02E,18176

Analyte	Mean Corrected	Calib	Std.Dev.	Sample	Std.Dev.	RSD
	Intensity	Conc. Units		Conc. Units		
Ag 328.068	388.2	0.0002 mg/L	0.00010	0.0002 mg/L	0.00010	54.29%
Al 308.215	1587.5	0.0113 mg/L	0.00066	0.0113 mg/L	0.00066	5.87%
As 188.979	2.0	0.0006 mg/L	0.00020	0.0006 mg/L	0.00020	31.79%
Ba 233.527	2968.2	0.0331 mg/L	0.00005	0.0331 mg/L	0.00005	0.15%
Be 313.107	-247.3	0.0000 mg/L	0.00000	0.0000 mg/L	0.00000	1.16%
Co 228.616	188.5	0.0038 mg/L	0.00001	0.0038 mg/L	0.00001	0.17%
Cr 267.716	522.3	-0.0032 mg/L	0.00013	-0.0032 mg/L	0.00013	4.08%
Cu 324.752	139.3	-0.0064 mg/L	0.00010	-0.0064 mg/L	0.00010	1.63%
Fe 273.955	194209.7	8.3966 mg/L	0.08657	8.3966 mg/L	0.08657	1.03%
Mg 279.077	243372.9	13.102 mg/L	0.1090	13.102 mg/L	0.1090	0.83%
Mn 257.610	1134496.8	10.190 mg/L	0.1330	10.190 mg/L	0.1330	1.31%
Ni 231.604	68.0	0.0002 mg/L	0.00004	0.0002 mg/L	0.00004	21.90%
Pb 220.353	-0.6	-0.0002 mg/L	0.00080	-0.0002 mg/L	0.00080	389.39%
Sb 206.836	12.0	0.0028 mg/L	0.00053	0.0028 mg/L	0.00053	18.75%
Se 196.026	6.6	-0.0018 mg/L	0.00018	-0.0018 mg/L	0.00018	10.03%
Tl 190.801	-22.6	0.0031 mg/L	0.00088	0.0031 mg/L	0.00088	28.52%
V 292.402	-231.7	-0.0001 mg/L	0.00022	-0.0001 mg/L	0.00022	170.47%
Zn 206.200	2199.4	0.0210 mg/L	0.00040	0.0210 mg/L	0.00040	1.91%
Na 330.237	24720.2	15.586 mg/L	0.2368	15.586 mg/L	0.2368	1.52%
Cd 226.502	137.2	0.0000 mg/L	0.00002	0.0000 mg/L	0.00002	49.98%
Ti 334.940	-286.9	0.0000 mg/L	0.00013	0.0000 mg/L	0.00013	>999.9%
Ca 227.546	5552.7	10.822 mg/L	0.0583	10.822 mg/L	0.0583	0.54%

Sequence No.: 41

Sample ID: CCV

Analyst:

Sample Wt:

Dilution:

Autosampler Location: 3

Date Collected: 5/19/05 1:50:13 PM

Sample Prep Volume:

Data Type: Reprocessed on 5/20/05 9:16:31 AM,

Mean Data: CCV

Analyte	Mean Corrected	Calib	Std.Dev.	Sample	Std.Dev.	RSD
	Intensity	Conc. Units		Conc. Units		
Ag 328.068	410745.6	1.2067 mg/L	0.01040	1.2067 mg/L	0.01040	0.86%
Al 308.215	335548.0	9.8907 mg/L	0.08890	9.8907 mg/L	0.08890	0.90%
As 188.979	876.7	0.5146 mg/L	0.00024	0.5146 mg/L	0.00024	0.05%
Ba 233.527	911539.8	10.585 mg/L	0.1224	10.585 mg/L	0.1224	1.16%
Be 313.107	1586918.2	0.2563 mg/L	0.00348	0.2563 mg/L	0.00348	1.36%
Co 228.616	119540.7	2.5630 mg/L	0.02051	2.5630 mg/L	0.02051	0.80%
Cr 267.716	229371.2	1.0147 mg/L	0.00825	1.0147 mg/L	0.00825	0.81%
Cu 324.752	498181.7	1.2687 mg/L	0.00995	1.2687 mg/L	0.00995	0.78%
Fe 273.955	119720.8	5.0257 mg/L	0.03242	5.0257 mg/L	0.03242	0.65%
Mg 279.077	481244.1	25.596 mg/L	0.1462	25.596 mg/L	0.1462	0.57%
Mn 257.610	285893.0	2.5709 mg/L	0.02178	2.5709 mg/L	0.02178	0.85%
Ni 231.604	186802.0	2.5584 mg/L	0.01309	2.5584 mg/L	0.01309	0.51%

Pb 220.353	5983.4	0.5109 mg/L	0.00078	0.5109 mg/L	0.00078	0.15%
Sb 206.836	1680.3	0.5448 mg/L	0.00630	0.5448 mg/L	0.00630	1.16%
Se 196.026	1198.1	0.5142 mg/L	0.00336	0.5142 mg/L	0.00336	0.65%
Tl 190.801	1080.7	0.5130 mg/L	0.00021	0.5130 mg/L	0.00021	0.04%
V 292.402	619336.7	2.5558 mg/L	0.03777	2.5558 mg/L	0.03777	1.48%
Zn 206.200	249495.3	2.5847 mg/L	0.01448	2.5847 mg/L	0.01448	0.56%
Na 330.237	38645.6	24.361 mg/L	0.3395	24.361 mg/L	0.3395	1.39%
Cd 226.502	58362.4	0.2534 mg/L	0.00191	0.2534 mg/L	0.00191	0.75%
Ti 334.940	-162.5	0.0006 mg/L	0.00010	0.0006 mg/L	0.00010	16.15%
Ca 227.546	12949.9	25.328 mg/L	0.0858	25.328 mg/L	0.0858	0.34%

Sequence No.: 42

Sample ID: CCB

Analyst:

Sample Wt:

Dilution:

Autosampler Location: 4

Date Collected: 5/19/05 1:54:25 PM

Sample Prep Volume:

Data Type: Reprocessed on 5/20/05 9:16:32 AM,

Mean Data: CCB

	Mean Corrected		Calib		Sample			
Analyte	Intensity	Conc.	Units	Std.Dev.	Conc.	Units	Std.Dev.	RSD
Ag 328.068	245.9	0.0007	mg/L	0.00022	0.0007	mg/L	0.00022	30.95%
Al 308.215	825.6	0.0244	mg/L	0.00568	0.0244	mg/L	0.00568	23.22%
As 188.979	0.3	0.0002	mg/L	0.00111	0.0002	mg/L	0.00111	563.98%
Ba 233.527	74.6	0.0009	mg/L	0.00024	0.0009	mg/L	0.00024	27.40%
Be 313.107	46.3	0.0000	mg/L	0.00002	0.0000	mg/L	0.00002	315.15%
Co 228.616	19.6	0.0004	mg/L	0.00023	0.0004	mg/L	0.00023	55.08%
Cr 267.716	46.7	0.0002	mg/L	0.00014	0.0002	mg/L	0.00014	67.16%
Cu 324.752	1460.0	0.0037	mg/L	0.00055	0.0037	mg/L	0.00055	14.83%
Fe 273.955	82.2	0.0035	mg/L	0.00066	0.0035	mg/L	0.00066	18.58%
Mg 279.077	119.5	0.0064	mg/L	0.00211	0.0064	mg/L	0.00211	33.17%
Mn 257.610	74.7	0.0007	mg/L	0.00004	0.0007	mg/L	0.00004	5.63%
Ni 231.604	32.3	0.0004	mg/L	0.00014	0.0004	mg/L	0.00014	30.72%
Pb 220.353	3.7	0.0003	mg/L	0.00045	0.0003	mg/L	0.00045	140.69%
Sb 206.836	21.2	0.0069	mg/L	0.00193	0.0069	mg/L	0.00193	27.85%
Se 196.026	-0.2	-0.0001	mg/L	0.00045	-0.0001	mg/L	0.00045	516.29%
Tl 190.801	2.8	0.0013	mg/L	0.00087	0.0013	mg/L	0.00087	64.77%
V 292.402	111.2	0.0005	mg/L	0.00001	0.0005	mg/L	0.00001	1.35%
Zn 206.200	512.7	0.0053	mg/L	0.00077	0.0053	mg/L	0.00077	14.51%
Na 330.237	-80.7	-0.0508	mg/L	0.04096	-0.0508	mg/L	0.04096	80.59%
Cd 226.502	4.8	0.0000	mg/L	0.00000	0.0000	mg/L	0.00000	13.62%
Ti 334.940	18.9	0.0000	mg/L	0.00005	0.0000	mg/L	0.00005	185.25%
Ca 227.546	15.1	0.0298	mg/L	0.01422	0.0298	mg/L	0.01422	47.71%

Sequence No.: 43

Sample ID: MB-18176,18176

Analyst:

Sample Wt:

Dilution:

Autosampler Location: 57

Date Collected: 5/19/05 1:58:32 PM

Sample Prep Volume:

Data Type: Reprocessed on 5/20/05 9:16:33 AM,

Mean Data: MB-18176,18176

Analyte	Mean Corrected	Conc.	Calib	Std.Dev.	Conc.	Sample	Std.Dev.	RSD
	Intensity		Units			Units		
Ag 328.068	574.7	0.0017	mg/L	0.00010	0.0017	mg/L	0.00010	6.22%
Al 308.215	893.1	0.0264	mg/L	0.00134	0.0264	mg/L	0.00134	5.08%
As 188.979	-0.5	-0.0003	mg/L	0.00074	-0.0003	mg/L	0.00074	272.49%
Ba 233.527	102.6	0.0012	mg/L	0.00014	0.0012	mg/L	0.00014	11.75%
Be 313.107	-141.6	0.0000	mg/L	0.00002	0.0000	mg/L	0.00002	68.20%
Co 228.616	28.7	0.0006	mg/L	0.00004	0.0006	mg/L	0.00004	7.04%
Cr 267.716	23.6	0.0001	mg/L	0.00016	0.0001	mg/L	0.00016	157.98%
Cu 324.752	1758.4	0.0045	mg/L	0.00087	0.0045	mg/L	0.00087	19.40%
Fe 273.955	352.5	0.0153	mg/L	0.00112	0.0153	mg/L	0.00112	7.34%
Mg 279.077	351.5	0.0187	mg/L	0.00187	0.0187	mg/L	0.00187	10.01%
Mn 257.610	185.1	0.0017	mg/L	0.00097	0.0017	mg/L	0.00097	58.19%
Ni 231.604	67.9	0.0009	mg/L	0.00013	0.0009	mg/L	0.00013	13.58%
Pb 220.353	0.4	0.0000	mg/L	0.00045	0.0000	mg/L	0.00045	994.45%
Sb 206.836	9.9	0.0032	mg/L	0.00106	0.0032	mg/L	0.00106	32.64%
Se 196.026	-2.3	-0.0010	mg/L	0.00245	-0.0010	mg/L	0.00245	253.24%

Tl 190.801	3.5	0.0017 mg/L	0.00027	0.0017 mg/L	0.00027	16.17%
V 292.402	-37.6	-0.0002 mg/L	0.00032	-0.0002 mg/L	0.00032	209.50%
Zn 206.200	1799.5	0.0186 mg/L	0.00026	0.0186 mg/L	0.00026	1.37%
Na 330.237	112.4	0.0710 mg/L	0.11097	0.0710 mg/L	0.11097	156.33%
Cd 226.502	3.2	0.0000 mg/L	0.00003	0.0000 mg/L	0.00003	232.46%
Ti 334.940	198.3	0.0003 mg/L	0.00001	0.0003 mg/L	0.00001	3.20%
Ca 227.546	88.5	0.1747 mg/L	0.02468	0.1747 mg/L	0.02468	14.13%

Sequence No.: 44

Sample ID: LCS-18176,18176

Analyst:

Sample Wt:

Dilution:

Autosampler Location: 58

Date Collected: 5/19/05 2:02:34 PM

Sample Prep Volume:

Data Type: Reprocessed on 5/20/05 9:16:34 AM,

Mean Data: LCS-18176,18176

Analyte	Mean Corrected Intensity	Calib Conc. Units	Std.Dev.	Sample Conc. Units	Std.Dev.	RSD
Ag 328.068	395257.5	1.1612 mg/L	0.00571	1.1612 mg/L	0.00571	0.49%
Al 308.215	308548.1	9.0945 mg/L	0.05923	9.0945 mg/L	0.05923	0.65%
As 188.979	819.0	0.4807 mg/L	0.00137	0.4807 mg/L	0.00137	0.28%
Ba 233.527	839371.8	9.7467 mg/L	0.02439	9.7467 mg/L	0.02439	0.25%
Be 313.107	1477800.8	0.2387 mg/L	0.00096	0.2387 mg/L	0.00096	0.40%
Co 228.616	109751.6	2.3531 mg/L	0.01118	2.3531 mg/L	0.01118	0.48%
Cr 267.716	208026.2	0.9203 mg/L	0.00627	0.9203 mg/L	0.00627	0.68%
Cu 324.752	465660.2	1.1859 mg/L	0.00768	1.1859 mg/L	0.00768	0.65%
Fe 273.955	108750.8	4.5621 mg/L	0.02586	4.5621 mg/L	0.02586	0.57%
Mg 279.077	443489.9	23.588 mg/L	0.0869	23.588 mg/L	0.0869	0.37%
Mn 257.610	262734.0	2.3626 mg/L	0.01274	2.3626 mg/L	0.01274	0.54%
Ni 231.604	171248.0	2.3454 mg/L	0.00448	2.3454 mg/L	0.00448	0.19%
Pb 220.353	5623.2	0.4801 mg/L	0.00049	0.4801 mg/L	0.00049	0.10%
Sb 206.836	1755.5	0.5699 mg/L	0.00153	0.5699 mg/L	0.00153	0.27%
Se 196.026	1126.6	0.4835 mg/L	0.00050	0.4835 mg/L	0.00050	0.10%
Tl 190.801	1008.9	0.4789 mg/L	0.00193	0.4789 mg/L	0.00193	0.40%
V 292.402	575087.8	2.3732 mg/L	0.00751	2.3732 mg/L	0.00751	0.32%
Zn 206.200	231405.3	2.3973 mg/L	0.00589	2.3973 mg/L	0.00589	0.25%
Na 330.237	35507.1	22.382 mg/L	0.0047	22.382 mg/L	0.0047	0.02%
Cd 226.502	54531.5	0.2368 mg/L	0.00126	0.2368 mg/L	0.00126	0.53%
Ti 334.940	-511.0	0.0001 mg/L	0.00001	0.0001 mg/L	0.00001	9.68%
Ca 227.546	11955.3	23.384 mg/L	0.0374	23.384 mg/L	0.0374	0.16%

Sequence No.: 45

Sample ID: D0539-04E,18176

Analyst:

Sample Wt:

Dilution:

Autosampler Location: 65

Date Collected: 5/19/05 2:06:44 PM

Sample Prep Volume:

Data Type: Reprocessed on 5/20/05 9:16:34 AM,

Mean Data: D0539-04E,18176

Analyte	Mean Corrected Intensity	Calib Conc. Units	Std.Dev.	Sample Conc. Units	Std.Dev.	RSD
Ag 328.068	545.1	0.0016 mg/L	0.00026	0.0016 mg/L	0.00026	16.55%
Al 308.215	1316.5	0.0390 mg/L	0.00254	0.0390 mg/L	0.00254	6.50%
As 188.979	2.5	0.0014 mg/L	0.00000	0.0014 mg/L	0.00000	0.27%
Ba 233.527	251.3	0.0029 mg/L	0.00041	0.0029 mg/L	0.00041	13.93%
Be 313.107	77.2	0.0000 mg/L	0.00000	0.0000 mg/L	0.00000	37.20%
Co 228.616	37.4	0.0008 mg/L	0.00019	0.0008 mg/L	0.00019	23.75%
Cr 267.716	100.5	0.0004 mg/L	0.00015	0.0004 mg/L	0.00015	34.84%
Cu 324.752	3033.0	0.0077 mg/L	0.00243	0.0077 mg/L	0.00243	31.40%
Fe 273.955	400.1	0.0173 mg/L	0.00052	0.0173 mg/L	0.00052	3.00%
Mg 279.077	220.6	0.0117 mg/L	0.00611	0.0117 mg/L	0.00611	52.08%
Mn 257.610	86.3	0.0008 mg/L	0.00008	0.0008 mg/L	0.00008	10.68%
Ni 231.604	86.1	0.0012 mg/L	0.00008	0.0012 mg/L	0.00008	7.14%
Pb 220.353	-1.2	-0.0001 mg/L	0.00005	-0.0001 mg/L	0.00005	53.34%
Sb 206.836	5.9	0.0019 mg/L	0.00145	0.0019 mg/L	0.00145	75.83%
Se 196.026	2.3	0.0010 mg/L	0.00055	0.0010 mg/L	0.00055	54.08%
Tl 190.801	4.1	0.0019 mg/L	0.00186	0.0019 mg/L	0.00186	96.03%
V 292.402	97.6	0.0004 mg/L	0.00003	0.0004 mg/L	0.00003	7.51%
Zn 206.200	2529.8	0.0262 mg/L	0.00104	0.0262 mg/L	0.00104	3.97%

Na 330.237	104.7	0.0660 mg/L	0.07159	0.0660 mg/L	0.07159	108.48%
Cd 226.502	8.6	0.0000 mg/L	0.00001	0.0000 mg/L	0.00001	34.97%
Ti 334.940	78.1	0.0001 mg/L	0.00007	0.0001 mg/L	0.00007	65.26%
Ca 227.546	128.6	0.2539 mg/L	0.02544	0.2539 mg/L	0.02544	10.02%

Sequence No.: 46

Sample ID: D0539-05E,18176

Analyst:

Sample Wt:

Dilution:

Autosampler Location: 66

Date Collected: 5/19/05 2:10:49 PM

Sample Prep Volume:

Data Type: Reprocessed on 5/20/05 9:16:35 AM,

Mean Data: D0539-05E,18176

Analyte	Mean Corrected Intensity	Conc. Units	Calib	Std.Dev.	Conc. Units	Sample	Std.Dev.	RSD
Ag 328.068	446.3	0.0000 mg/L	0.00004	0.00004	0.0000 mg/L	0.00004	90.40%	
Al 308.215	2162.5	0.0640 mg/L	0.00364	0.00364	0.0640 mg/L	0.00364	5.68%	
As 188.979	-0.9	-0.0005 mg/L	0.00035	0.00035	-0.0005 mg/L	0.00035	63.45%	
Ba 233.527	3261.9	0.0378 mg/L	0.00007	0.00007	0.0378 mg/L	0.00007	0.19%	
Be 313.107	-84.2	0.0000 mg/L	0.00000	0.00000	0.0000 mg/L	0.00000	7.33%	
Co 228.616	31.9	0.0007 mg/L	0.00013	0.00013	0.0007 mg/L	0.00013	19.13%	
Cr 267.716	479.7	0.0021 mg/L	0.00014	0.00014	0.0021 mg/L	0.00014	6.74%	
Cu 324.752	1585.7	0.0040 mg/L	0.00069	0.00069	0.0040 mg/L	0.00069	17.13%	
Fe 273.955	1132.9	0.0490 mg/L	0.00007	0.00007	0.0490 mg/L	0.00007	0.14%	
Mg 279.077	20884.0	1.1086 mg/L	0.00044	0.00044	1.1086 mg/L	0.00044	0.04%	
Mn 257.610	317.7	0.0028 mg/L	0.00008	0.00008	0.0028 mg/L	0.00008	2.69%	
Ni 231.604	227.6	0.0031 mg/L	0.00001	0.00001	0.0031 mg/L	0.00001	0.30%	
Pb 220.353	4.5	0.0006 mg/L	0.00056	0.00056	0.0006 mg/L	0.00056	99.95%	
Sb 206.836	1.0	0.0003 mg/L	0.00069	0.00069	0.0003 mg/L	0.00069	216.29%	
Se 196.026	1.9	0.0010 mg/L	0.00261	0.00261	0.0010 mg/L	0.00261	262.88%	
Tl 190.801	-0.1	0.0001 mg/L	0.00016	0.00016	0.0001 mg/L	0.00016	297.73%	
V 292.402	70.3	0.0003 mg/L	0.00035	0.00035	0.0003 mg/L	0.00035	116.27%	
Zn 206.200	4098.6	0.0424 mg/L	0.00045	0.00045	0.0424 mg/L	0.00045	1.06%	
Na 330.237	10166.2	6.4018 mg/L	0.08039	0.08039	6.4018 mg/L	0.08039	1.26%	
Cd 226.502	8.8	0.0000 mg/L	0.00004	0.00004	0.0000 mg/L	0.00004	105.81%	
Ti 334.940	110.9	0.0005 mg/L	0.00024	0.00024	0.0005 mg/L	0.00024	47.81%	
Ca 227.546	4898.6	9.6850 mg/L	0.02083	0.02083	9.6850 mg/L	0.02083	0.22%	

Sequence No.: 47

Sample ID: D0539-06E,18176

Analyst:

Sample Wt:

Dilution:

Autosampler Location: 67

Date Collected: 5/19/05 2:14:56 PM

Sample Prep Volume:

Data Type: Reprocessed on 5/20/05 9:16:36 AM,

Mean Data: D0539-06E,18176

Analyte	Mean Corrected Intensity	Conc. Units	Calib	Std.Dev.	Conc. Units	Sample	Std.Dev.	RSD
Ag 328.068	370.6	-0.0018 mg/L	0.00017	0.00017	-0.0018 mg/L	0.00017	9.34%	
Al 308.215	1617.9	0.0479 mg/L	0.00038	0.00038	0.0479 mg/L	0.00038	0.80%	
As 188.979	-0.2	-0.0004 mg/L	0.00038	0.00038	-0.0004 mg/L	0.00038	104.15%	
Ba 233.527	3529.2	0.0407 mg/L	0.00003	0.00003	0.0407 mg/L	0.00003	0.08%	
Be 313.107	-37.3	0.0000 mg/L	0.00000	0.00000	0.0000 mg/L	0.00000	19.83%	
Co 228.616	31.2	0.0007 mg/L	0.00011	0.00011	0.0007 mg/L	0.00011	16.58%	
Cr 267.716	208.7	0.0009 mg/L	0.00015	0.00015	0.0009 mg/L	0.00015	16.61%	
Cu 324.752	2262.9	0.0056 mg/L	0.00001	0.00001	0.0056 mg/L	0.00001	0.26%	
Fe 273.955	857.1	0.0371 mg/L	0.00064	0.00064	0.0371 mg/L	0.00064	1.72%	
Mg 279.077	417135.7	22.142 mg/L	0.2008	0.2008	22.142 mg/L	0.2008	0.91%	
Mn 257.610	884.7	0.0077 mg/L	0.00005	0.00005	0.0077 mg/L	0.00005	0.67%	
Ni 231.604	324.1	0.0044 mg/L	0.00002	0.00002	0.0044 mg/L	0.00002	0.42%	
Pb 220.353	-18.0	-0.0011 mg/L	0.00075	0.00075	-0.0011 mg/L	0.00075	70.75%	
Sb 206.836	7.1	0.0022 mg/L	0.00013	0.00013	0.0022 mg/L	0.00013	5.64%	
Se 196.026	6.5	0.0035 mg/L	0.00084	0.00084	0.0035 mg/L	0.00084	24.17%	
Tl 190.801	0.9	0.0006 mg/L	0.00129	0.00129	0.0006 mg/L	0.00129	210.60%	
V 292.402	-68.8	-0.0002 mg/L	0.00015	0.00015	-0.0002 mg/L	0.00015	69.77%	
Zn 206.200	3699.4	0.0374 mg/L	0.00047	0.00047	0.0374 mg/L	0.00047	1.27%	
Na 330.237	11617.0	7.3043 mg/L	0.03135	0.03135	7.3043 mg/L	0.03135	0.43%	
Cd 226.502	30.5	0.0001 mg/L	0.00002	0.00002	0.0001 mg/L	0.00002	18.60%	
Ti 334.940	-367.7	0.0006 mg/L	0.00003	0.00003	0.0006 mg/L	0.00003	5.64%	

Ca 227.546 14745.6 29.155 mg/L 0.5701 29.155 mg/L 0.5701 1.96%

Sequence No.: 48

Sample ID: D0539-06EDUP,18176

Analyst:

Sample Wt:

Dilution:

Autosampler Location: 68

Date Collected: 5/19/05 2:19:03 PM

Sample Prep Volume:

Data Type: Reprocessed on 5/20/05 9:16:37 AM,

Mean Data: D0539-06EDUP,18176

Analyte	Mean Corrected Intensity	Conc. Units	Calib	Std.Dev.	Conc. Units	Sample	Std.Dev.	RSD
Ag 328.068	426.0	-0.0016 mg/L	0.00017	-0.0016 mg/L	0.00017	10.73%		
Al 308.215	1501.3	0.0444 mg/L	0.00113	0.0444 mg/L	0.00113	2.54%		
As 188.979	0.3	-0.0001 mg/L	0.00026	-0.0001 mg/L	0.00026	332.86%		
Ba 233.527	3474.3	0.0401 mg/L	0.00037	0.0401 mg/L	0.00037	0.92%		
Be 313.107	6.5	0.0000 mg/L	0.00000	0.0000 mg/L	0.00000	57.24%		
Co 228.616	35.5	0.0008 mg/L	0.00014	0.0008 mg/L	0.00014	18.98%		
Cr 267.716	262.7	0.0012 mg/L	0.00009	0.0012 mg/L	0.00009	7.48%		
Cu 324.752	2053.1	0.0050 mg/L	0.00029	0.0050 mg/L	0.00029	5.70%		
Fe 273.955	847.0	0.0366 mg/L	0.00018	0.0366 mg/L	0.00018	0.48%		
Mg 279.077	414602.5	22.007 mg/L	0.0605	22.007 mg/L	0.0605	0.27%		
Mn 257.610	888.5	0.0077 mg/L	0.00022	0.0077 mg/L	0.00022	2.85%		
Ni 231.604	330.4	0.0045 mg/L	0.00000	0.0045 mg/L	0.00000	0.09%		
Pb 220.353	-17.7	-0.0010 mg/L	0.00008	-0.0010 mg/L	0.00008	7.32%		
Sb 206.836	5.7	0.0017 mg/L	0.00019	0.0017 mg/L	0.00019	10.69%		
Se 196.026	5.1	0.0029 mg/L	0.00113	0.0029 mg/L	0.00113	39.28%		
Tl 190.801	-5.3	-0.0023 mg/L	0.00008	-0.0023 mg/L	0.00008	3.59%		
V 292.402	-41.8	-0.0001 mg/L	0.00010	-0.0001 mg/L	0.00010	92.29%		
Zn 206.200	3410.3	0.0344 mg/L	0.00048	0.0344 mg/L	0.00048	1.39%		
Na 330.237	11637.6	7.3174 mg/L	0.13520	7.3174 mg/L	0.13520	1.85%		
Cd 226.502	28.8	0.0001 mg/L	0.00004	0.0001 mg/L	0.00004	32.99%		
Ti 334.940	-308.1	0.0006 mg/L	0.00006	0.0006 mg/L	0.00006	8.88%		
Ca 227.546	14640.3	28.947 mg/L	0.1077	28.947 mg/L	0.1077	0.37%		

Sequence No.: 49

Sample ID: D0539-06EMS,18176

Analyst:

Sample Wt:

Dilution:

Autosampler Location: 69

Date Collected: 5/19/05 2:23:11 PM

Sample Prep Volume:

Data Type: Reprocessed on 5/20/05 9:16:37 AM,

Mean Data: D0539-06EMS,18176

Analyte	Mean Corrected Intensity	Conc. Units	Calib	Std.Dev.	Conc. Units	Sample	Std.Dev.	RSD
Ag 328.068	18235.3	0.0513 mg/L	0.00029	0.0513 mg/L	0.00029	0.56%		
Al 308.215	73226.7	2.1587 mg/L	0.02269	2.1587 mg/L	0.02269	1.05%		
As 188.979	73.5	0.0435 mg/L	0.00122	0.0435 mg/L	0.00122	2.81%		
Ba 233.527	198703.9	2.3071 mg/L	0.01964	2.3071 mg/L	0.01964	0.85%		
Be 313.107	333632.7	0.0539 mg/L	0.00031	0.0539 mg/L	0.00031	0.58%		
Co 228.616	24874.6	0.5333 mg/L	0.00362	0.5333 mg/L	0.00362	0.68%		
Cr 267.716	48515.9	0.2146 mg/L	0.00091	0.2146 mg/L	0.00091	0.42%		
Cu 324.752	102582.5	0.2611 mg/L	0.00610	0.2611 mg/L	0.00610	2.34%		
Fe 273.955	25716.3	1.0800 mg/L	0.00982	1.0800 mg/L	0.00982	0.91%		
Mg 279.077	422412.1	22.433 mg/L	0.1724	22.433 mg/L	0.1724	0.77%		
Mn 257.610	62838.9	0.5648 mg/L	0.00543	0.5648 mg/L	0.00543	0.96%		
Ni 231.604	38931.1	0.5332 mg/L	0.00683	0.5332 mg/L	0.00683	1.28%		
Pb 220.353	225.4	0.0204 mg/L	0.00007	0.0204 mg/L	0.00007	0.36%		
Sb 206.836	412.9	0.1340 mg/L	0.00086	0.1340 mg/L	0.00086	0.64%		
Se 196.026	34.5	0.0154 mg/L	0.00087	0.0154 mg/L	0.00087	5.62%		
Tl 190.801	111.8	0.0530 mg/L	0.00033	0.0530 mg/L	0.00033	0.61%		
V 292.402	130882.0	0.5402 mg/L	0.00336	0.5402 mg/L	0.00336	0.62%		
Zn 206.200	55218.3	0.5714 mg/L	0.00575	0.5714 mg/L	0.00575	1.01%		
Na 330.237	13606.6	8.5620 mg/L	0.03271	8.5620 mg/L	0.03271	0.38%		
Cd 226.502	1229.5	0.0054 mg/L	0.00005	0.0054 mg/L	0.00005	0.92%		
Ti 334.940	-211.4	0.0008 mg/L	0.00024	0.0008 mg/L	0.00024	31.77%		
Ca 227.546	14954.7	29.511 mg/L	0.5829	29.511 mg/L	0.5829	1.98%		

Sequence No.: 50  
 Sample ID: CRI  
 Analyst:  
 Sample Wt:  
 Dilution:

Autosampler Location: 7  
 Date Collected: 5/19/05 2:27:21 PM

Sample Prep Volume:  
 Data Type: Reprocessed on 5/20/05 9:16:38 AM,

-----  
Mean Data: CRI

Analyte	Mean Corrected Intensity	Conc. Units	Calib	Std.Dev.	Sample Conc. Units	Std.Dev.	RSD
Ag 328.068	7222.2	0.0213 mg/L		0.00035	0.0213 mg/L	0.00035	1.66%
Al 308.215	729.6	0.0199 mg/L		0.00151	0.0199 mg/L	0.00151	7.57%
As 188.979	34.5	0.0202 mg/L		0.00058	0.0202 mg/L	0.00058	2.87%
Ba 233.527	53.1	0.0006 mg/L		0.00011	0.0006 mg/L	0.00011	19.17%
Be 313.107	62813.5	0.0101 mg/L		0.00003	0.0101 mg/L	0.00003	0.27%
Co 228.616	5011.4	0.1075 mg/L		0.00071	0.1075 mg/L	0.00071	0.66%
Cr 267.716	4683.8	0.0207 mg/L		0.00016	0.0207 mg/L	0.00016	0.79%
Cu 324.752	20922.7	0.0533 mg/L		0.00049	0.0533 mg/L	0.00049	0.92%
Fe 273.955	246.8	0.0046 mg/L		0.00044	0.0046 mg/L	0.00044	9.71%
Mg 279.077	192.7	0.0110 mg/L		0.00398	0.0110 mg/L	0.00398	36.21%
Mn 257.610	3605.7	0.0324 mg/L		0.00022	0.0324 mg/L	0.00022	0.68%
Ni 231.604	6353.1	0.0870 mg/L		0.00014	0.0870 mg/L	0.00014	0.16%
Pb 220.353	69.2	0.0059 mg/L		0.00019	0.0059 mg/L	0.00019	3.14%
Sb 206.836	328.4	0.1075 mg/L		0.00956	0.1075 mg/L	0.00956	8.90%
Se 196.026	32.8	0.0140 mg/L		0.00049	0.0140 mg/L	0.00049	3.50%
Tl 190.801	46.3	0.0219 mg/L		0.00021	0.0219 mg/L	0.00021	0.96%
V 292.402	25074.8	0.1034 mg/L		0.00024	0.1034 mg/L	0.00024	0.23%
Zn 206.200	4901.7	0.0508 mg/L		0.00069	0.0508 mg/L	0.00069	1.36%
Na 330.237	141.5	0.0897 mg/L		0.13435	0.0897 mg/L	0.13435	149.77%
Cd 226.502	2442.6	0.0106 mg/L		0.00003	0.0106 mg/L	0.00003	0.24%
Ti 334.940	-27.9	0.0000 mg/L		0.00010	0.0000 mg/L	0.00010	254.63%
Ca 227.546	31.7	0.0547 mg/L		0.01354	0.0547 mg/L	0.01354	24.75%

Sequence No.: 51  
 Sample ID: ICSA  
 Analyst:  
 Sample Wt:  
 Dilution:

Autosampler Location: 5  
 Date Collected: 5/19/05 2:31:30 PM

Sample Prep Volume:  
 Data Type: Reprocessed on 5/20/05 9:16:39 AM,

-----  
Mean Data: ICSA

Analyte	Mean Corrected Intensity	Conc. Units	Calib	Std.Dev.	Sample Conc. Units	Std.Dev.	RSD
Ag 328.068	-4950.7	0.0024 mg/L		0.00053	0.0024 mg/L	0.00053	22.50%
Al 308.215	15900057.0	470.91 mg/L		3.780	470.91 mg/L	3.780	0.80%
As 188.979	48.2	0.0020 mg/L		0.00059	0.0020 mg/L	0.00059	29.40%
Ba 233.527	2378.6	-0.0043 mg/L		0.00005	-0.0043 mg/L	0.00005	1.20%
Be 313.107	-385.9	-0.0001 mg/L		0.00000	-0.0001 mg/L	0.00000	1.91%
Co 228.616	131.8	-0.0014 mg/L		0.00005	-0.0014 mg/L	0.00005	3.49%
Cr 267.716	236.0	0.0011 mg/L		0.00001	0.0011 mg/L	0.00001	1.05%
Cu 324.752	-6258.6	-0.0041 mg/L		0.00036	-0.0041 mg/L	0.00036	8.80%
Fe 273.955	3898026.2	168.53 mg/L		0.713	168.53 mg/L	0.713	0.42%
Mg 279.077	8597095.5	456.39 mg/L		2.364	456.39 mg/L	2.364	0.52%
Mn 257.610	-13345.5	0.0104 mg/L		0.00073	0.0104 mg/L	0.00073	6.95%
Ni 231.604	272.2	-0.0112 mg/L		0.00008	-0.0112 mg/L	0.00008	0.72%
Pb 220.353	-1352.3	-0.0007 mg/L		0.00083	-0.0007 mg/L	0.00083	113.01%
Sb 206.836	412.8	0.0308 mg/L		0.00106	0.0308 mg/L	0.00106	3.44%
Se 196.026	-249.7	-0.0019 mg/L		0.00166	-0.0019 mg/L	0.00166	85.40%
Tl 190.801	54.4	-0.0011 mg/L		0.00266	-0.0011 mg/L	0.00266	249.58%
V 292.402	-815.8	-0.0002 mg/L		0.00027	-0.0002 mg/L	0.00027	170.59%
Zn 206.200	1918.0	-0.0035 mg/L		0.00010	-0.0035 mg/L	0.00010	2.95%
Na 330.237	-460.4	-0.4720 mg/L		0.15837	-0.4720 mg/L	0.15837	33.55%
Cd 226.502	3051.6	0.0037 mg/L		0.00028	0.0037 mg/L	0.00028	7.50%
Ti 334.940	-15456.5	-0.0033 mg/L		0.00000	-0.0033 mg/L	0.00000	0.09%
Ca 227.546	244411.1	481.34 mg/L		0.549	481.34 mg/L	0.549	0.11%

Sequence No.: 52  
 Sample ID: ICSAB  
 Analyst:

Autosampler Location: 6  
 Date Collected: 5/19/05 2:35:45 PM

Sample Wt:

Sample Prep Volume:

Dilution:

Data Type: Reprocessed on 5/20/05 9:16:39 AM,

-----  
Mean Data: ICSAB

Analyte	Mean Corrected Intensity	Conc. Units	Calib	Std.Dev.	Conc. Units	Sample	Std.Dev.	RSD
Ag 328.068	63636.7	0.2042 mg/L		0.00157	0.2042 mg/L		0.00157	0.77%
Al 308.215	16065358.0	475.80 mg/L		2.403	475.80 mg/L		2.403	0.50%
As 188.979	207.9	0.0970 mg/L		0.00085	0.0970 mg/L		0.00085	0.88%
Ba 233.527	44088.9	0.4795 mg/L		0.00008	0.4795 mg/L		0.00008	0.02%
Be 313.107	2857386.2	0.4615 mg/L		0.00149	0.4615 mg/L		0.00149	0.32%
Co 228.616	20963.5	0.4452 mg/L		0.00349	0.4452 mg/L		0.00349	0.78%
Cr 267.716	103326.6	0.4575 mg/L		0.00170	0.4575 mg/L		0.00170	0.37%
Cu 324.752	181030.6	0.4732 mg/L		0.00209	0.4732 mg/L		0.00209	0.44%
Fe 273.955	3937004.5	170.19 mg/L		0.589	170.19 mg/L		0.589	0.35%
Mg 279.077	8693060.7	461.49 mg/L		1.919	461.49 mg/L		1.919	0.42%
Mn 257.610	39120.1	0.4831 mg/L		0.00282	0.4831 mg/L		0.00282	0.58%
Ni 231.604	64705.8	0.8714 mg/L		0.00472	0.8714 mg/L		0.00472	0.54%
Pb 220.353	-855.0	0.0432 mg/L		0.00011	0.0432 mg/L		0.00011	0.25%
Sb 206.836	2493.9	0.7084 mg/L		0.00286	0.7084 mg/L		0.00286	0.40%
Se 196.026	-145.3	0.0434 mg/L		0.00317	0.0434 mg/L		0.00317	7.29%
Tl 190.801	240.0	0.0868 mg/L		0.00012	0.0868 mg/L		0.00012	0.13%
V 292.402	112292.3	0.4671 mg/L		0.00264	0.4671 mg/L		0.00264	0.57%
Zn 206.200	85240.3	0.8602 mg/L		0.00274	0.8602 mg/L		0.00274	0.32%
Na 330.237	2456.8	1.3704 mg/L		0.04254	1.3704 mg/L		0.04254	3.10%
Cd 226.502	203148.8	0.8717 mg/L		0.00183	0.8717 mg/L		0.00183	0.21%
Ti 334.940	-15569.9	-0.0034 mg/L		0.00003	-0.0034 mg/L		0.00003	0.80%
Ca 227.546	246594.9	485.59 mg/L		2.752	485.59 mg/L		2.752	0.57%

Sequence No.: 53

Sample ID: CCV

Analyst:

Sample Wt:

Dilution:

Autosampler Location: 3

Date Collected: 5/19/05 2:40:05 PM

Sample Prep Volume:

Data Type: Reprocessed on 5/20/05 9:16:40 AM,

-----  
Mean Data: CCV

Analyte	Mean Corrected Intensity	Conc. Units	Calib	Std.Dev.	Conc. Units	Sample	Std.Dev.	RSD
Ag 328.068	409216.3	1.2022 mg/L		0.00990	1.2022 mg/L		0.00990	0.82%
Al 308.215	331932.3	9.7843 mg/L		0.12242	9.7843 mg/L		0.12242	1.25%
As 188.979	880.0	0.5165 mg/L		0.00085	0.5165 mg/L		0.00085	0.16%
Ba 233.527	897839.2	10.426 mg/L		0.1568	10.426 mg/L		0.1568	1.50%
Be 313.107	1566675.6	0.2530 mg/L		0.00419	0.2530 mg/L		0.00419	1.66%
Co 228.616	118198.4	2.5342 mg/L		0.01963	2.5342 mg/L		0.01963	0.77%
Cr 267.716	226412.6	1.0016 mg/L		0.00403	1.0016 mg/L		0.00403	0.40%
Cu 324.752	495559.4	1.2621 mg/L		0.02286	1.2621 mg/L		0.02286	1.81%
Fe 273.955	118654.8	4.9816 mg/L		0.05389	4.9816 mg/L		0.05389	1.08%
Mg 279.077	479714.4	25.514 mg/L		0.2068	25.514 mg/L		0.2068	0.81%
Mn 257.610	282705.2	2.5422 mg/L		0.01893	2.5422 mg/L		0.01893	0.74%
Ni 231.604	185133.5	2.5356 mg/L		0.02191	2.5356 mg/L		0.02191	0.86%
Pb 220.353	5921.2	0.5056 mg/L		0.00044	0.5056 mg/L		0.00044	0.09%
Sb 206.836	1682.6	0.5456 mg/L		0.00750	0.5456 mg/L		0.00750	1.38%
Se 196.026	1188.8	0.5102 mg/L		0.00624	0.5102 mg/L		0.00624	1.22%
Tl 190.801	1065.8	0.5059 mg/L		0.00021	0.5059 mg/L		0.00021	0.04%
V 292.402	610875.6	2.5209 mg/L		0.04566	2.5209 mg/L		0.04566	1.81%
Zn 206.200	247936.1	2.5686 mg/L		0.00902	2.5686 mg/L		0.00902	0.35%
Na 330.237	37924.7	23.906 mg/L		0.0904	23.906 mg/L		0.0904	0.38%
Cd 226.502	57706.9	0.2506 mg/L		0.00166	0.2506 mg/L		0.00166	0.66%
Ti 334.940	-84.6	0.0007 mg/L		0.00001	0.0007 mg/L		0.00001	1.14%
Ca 227.546	12835.8	25.106 mg/L		0.0104	25.106 mg/L		0.0104	0.04%

Sequence No.: 54

Sample ID: CCB

Analyst:

Sample Wt:

Dilution:

Autosampler Location: 4

Date Collected: 5/19/05 2:44:20 PM

Sample Prep Volume:

Data Type: Reprocessed on 5/20/05 9:16:41 AM,

## Mean Data: CCB

Analyte	Mean Corrected Intensity	Conc.	Calib Units	Std.Dev.	Conc.	Sample Units	Std.Dev.	RSD
Ag 328.068	179.3	0.0005	mg/L	0.00058	0.0005	mg/L	0.00058	110.46%
Al 308.215	980.7	0.0290	mg/L	0.00296	0.0290	mg/L	0.00296	10.18%
As 188.979	-0.6	-0.0004	mg/L	0.00046	-0.0004	mg/L	0.00046	127.71%
Ba 233.527	81.7	0.0009	mg/L	0.00010	0.0009	mg/L	0.00010	10.44%
Be 313.107	94.1	0.0000	mg/L	0.00003	0.0000	mg/L	0.00003	219.83%
Co 228.616	32.4	0.0007	mg/L	0.00013	0.0007	mg/L	0.00013	19.27%
Cr 267.716	53.6	0.0002	mg/L	0.00019	0.0002	mg/L	0.00019	80.71%
Cu 324.752	1987.1	0.0051	mg/L	0.00056	0.0051	mg/L	0.00056	11.10%
Fe 273.955	144.5	0.0062	mg/L	0.00084	0.0062	mg/L	0.00084	13.52%
Mg 279.077	1732.1	0.0919	mg/L	0.00852	0.0919	mg/L	0.00852	9.27%
Mn 257.610	9.5	0.0001	mg/L	0.00003	0.0001	mg/L	0.00003	32.86%
Ni 231.604	61.4	0.0008	mg/L	0.00011	0.0008	mg/L	0.00011	13.28%
Pb 220.353	-3.8	-0.0003	mg/L	0.00005	-0.0003	mg/L	0.00005	17.04%
Sb 206.836	23.4	0.0076	mg/L	0.00247	0.0076	mg/L	0.00247	32.31%
Se 196.026	4.8	0.0020	mg/L	0.00064	0.0020	mg/L	0.00064	31.15%
Tl 190.801	0.6	0.0003	mg/L	0.00021	0.0003	mg/L	0.00021	73.20%
V 292.402	82.3	0.0003	mg/L	0.00018	0.0003	mg/L	0.00018	52.33%
Zn 206.200	472.1	0.0049	mg/L	0.00067	0.0049	mg/L	0.00067	13.77%
Na 330.237	-203.3	-0.1281	mg/L	0.12067	-0.1281	mg/L	0.12067	94.19%
Cd 226.502	11.7	0.0001	mg/L	0.00001	0.0001	mg/L	0.00001	24.20%
Ti 334.940	10.2	0.0000	mg/L	0.00005	0.0000	mg/L	0.00005	304.76%
Ca 227.546	21.4	0.0420	mg/L	0.04099	0.0420	mg/L	0.04099	97.47%

Sequence No.: 55

Sample ID: D0539-06ESD,18176

Analyst:

Sample Wt:

Dilution:

Autosampler Location: 70

Date Collected: 5/19/05 2:48:27 PM

Sample Prep Volume:

Data Type: Reprocessed on 5/20/05 9:16:41 AM,

## Mean Data: D0539-06ESD,18176

Analyte	Mean Corrected Intensity	Conc.	Calib Units	Std.Dev.	Conc.	Sample Units	Std.Dev.	RSD
Al 308.215	1186.8	0.0351	mg/L	0.00305	0.0351	mg/L	0.00305	8.68%
Cr 267.716	48.6	0.0002	mg/L	0.00011	0.0002	mg/L	0.00011	51.13%
Cu 324.752	1575.8	0.0040	mg/L	0.00026	0.0040	mg/L	0.00026	6.66%
Fe 273.955	207.6	0.0090	mg/L	0.00014	0.0090	mg/L	0.00014	1.53%
Mg 279.077	91320.7	4.8473	mg/L	0.02953	4.8473	mg/L	0.02953	0.61%
Mn 257.610	173.8	0.0015	mg/L	0.00004	0.0015	mg/L	0.00004	2.51%
Ni 231.604	100.4	0.0014	mg/L	0.00005	0.0014	mg/L	0.00005	3.47%
Tl 190.801	-4.0	-0.0019	mg/L	0.00141	-0.0019	mg/L	0.00141	75.06%
V 292.402	10.9	0.0001	mg/L	0.00005	0.0001	mg/L	0.00005	78.28%
Ti 334.940	-126.2	0.0000	mg/L	0.00001	0.0000	mg/L	0.00001	16.66%
Ca 227.546	3017.0	5.9652	mg/L	0.05040	5.9652	mg/L	0.05040	0.84%

Sequence No.: 56

Sample ID: D0539-06EPDS,18176

Analyst:

Sample Wt:

Dilution:

Autosampler Location: 71

Date Collected: 5/19/05 2:52:35 PM

Sample Prep Volume:

Data Type: Reprocessed on 5/20/05 9:16:42 AM,

## Mean Data: D0539-06EPDS,18176

Analyte	Mean Corrected Intensity	Conc.	Calib Units	Std.Dev.	Conc.	Sample Units	Std.Dev.	RSD
Al 308.215	2773.0	0.0804	mg/L	0.00270	0.0804	mg/L	0.00270	3.36%
Cr 267.716	5016.3	0.0222	mg/L	0.00071	0.0222	mg/L	0.00071	3.18%
Cu 324.752	23515.6	0.0598	mg/L	0.00069	0.0598	mg/L	0.00069	1.15%
Fe 273.955	1172.3	0.0445	mg/L	0.00095	0.0445	mg/L	0.00095	2.13%
Mg 279.077	419469.5	22.266	mg/L	0.3194	22.266	mg/L	0.3194	1.43%
Mn 257.610	4454.9	0.0397	mg/L	0.00009	0.0397	mg/L	0.00009	0.24%
Ni 231.604	6357.5	0.0871	mg/L	0.00130	0.0871	mg/L	0.00130	1.50%
Tl 190.801	41.8	0.0199	mg/L	0.00067	0.0199	mg/L	0.00067	3.36%
V 292.402	25509.8	0.1053	mg/L	0.00155	0.1053	mg/L	0.00155	1.47%
Ti 334.940	-299.4	0.0006	mg/L	0.00022	0.0006	mg/L	0.00022	33.25%



Ca 227.546 14690.7 29.039 mg/L 0.6401 29.039 mg/L 0.6401 2.20%

Sequence No.: 57

Sample ID: D0539-07E,18176

Analyst:

Sample Wt:

Dilution:

Autosampler Location: 72

Date Collected: 5/19/05 2:56:36 PM

Sample Prep Volume:

Data Type: Reprocessed on 5/20/05 9:16:42 AM,

Mean Data: D0539-07E,18176

Analyte	Mean Corrected Intensity	Conc. Units	Calib	Std.Dev.	Conc. Units	Sample	Std.Dev.	RSD
Al 308.215	1570.0	0.0169 mg/L		0.00000	0.0169 mg/L		0.00000	0.03%
Cr 267.716	519.3	-0.0023 mg/L		0.00002	-0.0023 mg/L		0.00002	1.02%
Cu 324.752	-275.8	-0.0028 mg/L		0.00038	-0.0028 mg/L		0.00038	13.55%
Fe 273.955	987807.5	42.708 mg/L		0.0558	42.708 mg/L		0.0558	0.13%
Mg 279.077	512308.5	27.357 mg/L		0.0997	27.357 mg/L		0.0997	0.36%
Mn 257.610	941495.6	8.4759 mg/L		0.01969	8.4759 mg/L		0.01969	0.23%
Ni 231.604	1424.5	0.0157 mg/L		0.00009	0.0157 mg/L		0.00009	0.57%
Tl 190.801	-26.8	-0.0003 mg/L		0.00029	-0.0003 mg/L		0.00029	100.32%
V 292.402	-260.6	0.0001 mg/L		0.00004	0.0001 mg/L		0.00004	87.44%
Ti 334.940	-3419.0	-0.0007 mg/L		0.00001	-0.0007 mg/L		0.00001	2.08%
Ca 227.546	54297.8	106.77 mg/L		0.769	106.77 mg/L		0.769	0.72%

Sequence No.: 58

Sample ID: D0539-08E,18176

Analyst:

Sample Wt:

Dilution:

Autosampler Location: 73

Date Collected: 5/19/05 3:00:39 PM

Sample Prep Volume:

Data Type: Reprocessed on 5/20/05 9:16:43 AM,

Mean Data: D0539-08E,18176

Analyte	Mean Corrected Intensity	Conc. Units	Calib	Std.Dev.	Conc. Units	Sample	Std.Dev.	RSD
Al 308.215	1256.5	0.0313 mg/L		0.00012	0.0313 mg/L		0.00012	0.39%
Cr 267.716	437.8	0.0010 mg/L		0.00011	0.0010 mg/L		0.00011	11.20%
Cu 324.752	1584.6	0.0027 mg/L		0.00054	0.0027 mg/L		0.00054	19.91%
Fe 273.955	9115.9	0.3941 mg/L		0.00601	0.3941 mg/L		0.00601	1.53%
Mg 279.077	283788.9	15.094 mg/L		0.0146	15.094 mg/L		0.0146	0.10%
Mn 257.610	187713.6	1.6853 mg/L		0.00267	1.6853 mg/L		0.00267	0.16%
Ni 231.604	4639.6	0.0635 mg/L		0.00084	0.0635 mg/L		0.00084	1.33%
Tl 190.801	-6.2	-0.0006 mg/L		0.00057	-0.0006 mg/L		0.00057	99.60%
V 292.402	-40.2	0.0000 mg/L		0.00027	0.0000 mg/L		0.00027	>999.9%
Ti 334.940	-400.3	0.0001 mg/L		0.00003	0.0001 mg/L		0.00003	20.68%
Ca 227.546	9474.2	18.718 mg/L		0.0570	18.718 mg/L		0.0570	0.30%

Sequence No.: 59

Sample ID: D0539-09E,18176

Analyst:

Sample Wt:

Dilution:

Autosampler Location: 74

Date Collected: 5/19/05 3:04:41 PM

Sample Prep Volume:

Data Type: Reprocessed on 5/20/05 9:16:43 AM,

Mean Data: D0539-09E,18176

Analyte	Mean Corrected Intensity	Conc. Units	Calib	Std.Dev.	Conc. Units	Sample	Std.Dev.	RSD
Al 308.215	1774.1	0.0440 mg/L		0.00074	0.0440 mg/L		0.00074	1.68%
Cr 267.716	460.7	0.0007 mg/L		0.00007	0.0007 mg/L		0.00007	9.50%
Cu 324.752	996.1	0.0015 mg/L		0.00013	0.0015 mg/L		0.00013	8.75%
Fe 273.955	199804.8	8.6385 mg/L		0.00910	8.6385 mg/L		0.00910	0.11%
Mg 279.077	313867.8	16.706 mg/L		0.0394	16.706 mg/L		0.0394	0.24%
Mn 257.610	271983.7	2.4464 mg/L		0.00116	2.4464 mg/L		0.00116	0.05%
Ni 231.604	8226.1	0.1120 mg/L		0.00030	0.1120 mg/L		0.00030	0.27%
Tl 190.801	-7.5	-0.0001 mg/L		0.00071	-0.0001 mg/L		0.00071	>999.9%
V 292.402	-62.5	0.0001 mg/L		0.00030	0.0001 mg/L		0.00030	537.29%
Ti 334.940	-709.2	0.0000 mg/L		0.00004	0.0000 mg/L		0.00004	200.52%
Ca 227.546	13634.6	26.834 mg/L		0.1961	26.834 mg/L		0.1961	0.73%

Sequence No.: 60  
 Sample ID: CRI  
 Analyst:  
 Sample Wt:  
 Dilution:

Autosampler Location: 7  
 Date Collected: 5/19/05 3:08:43 PM  
 Sample Prep Volume:  
 Data Type: Reprocessed on 5/20/05 9:16:44 AM,

## Mean Data: CRI

Analyte	Mean Corrected Intensity	Conc. Units	Calib	Std.Dev.	Conc. Units	Sample	Std.Dev.	RSD
Al 308.215	798.9	0.0220 mg/L		0.00314	0.0220 mg/L		0.00314	14.30%
Cr 267.716	4736.2	0.0210 mg/L		0.00031	0.0210 mg/L		0.00031	1.46%
Cu 324.752	20161.0	0.0514 mg/L		0.00045	0.0514 mg/L		0.00045	0.87%
Fe 273.955	257.3	0.0050 mg/L		0.00151	0.0050 mg/L		0.00151	30.46%
Mg 279.077	407.7	0.0224 mg/L		0.00489	0.0224 mg/L		0.00489	21.84%
Mn 257.610	3636.4	0.0327 mg/L		0.00009	0.0327 mg/L		0.00009	0.27%
Ni 231.604	6474.7	0.0887 mg/L		0.00062	0.0887 mg/L		0.00062	0.70%
Tl 190.801	44.6	0.0211 mg/L		0.00058	0.0211 mg/L		0.00058	2.75%
V 292.402	25414.6	0.1048 mg/L		0.00048	0.1048 mg/L		0.00048	0.46%
Ti 334.940	70.5	0.0001 mg/L		0.00007	0.0001 mg/L		0.00007	73.48%
Ca 227.546	53.2	0.0972 mg/L		0.00744	0.0972 mg/L		0.00744	7.66%

Sequence No.: 61  
 Sample ID: ICSA  
 Analyst:  
 Sample Wt:  
 Dilution:

Autosampler Location: 5  
 Date Collected: 5/19/05 3:12:51 PM  
 Sample Prep Volume:  
 Data Type: Reprocessed on 5/20/05 9:16:44 AM,

## Mean Data: ICSA

Analyte	Mean Corrected Intensity	Conc. Units	Calib	Std.Dev.	Conc. Units	Sample	Std.Dev.	RSD
Al 308.215	15949027.0	472.36 mg/L		2.643	472.36 mg/L		2.643	0.56%
Cr 267.716	261.6	0.0012 mg/L		0.00003	0.0012 mg/L		0.00003	2.82%
Cu 324.752	-6716.9	-0.0052 mg/L		0.00003	-0.0052 mg/L		0.00003	0.50%
Fe 273.955	3914706.7	169.25 mg/L		1.085	169.25 mg/L		1.085	0.64%
Mg 279.077	8628158.1	458.04 mg/L		2.197	458.04 mg/L		2.197	0.48%
Mn 257.610	-13477.2	0.0098 mg/L		0.00136	0.0098 mg/L		0.00136	13.89%
Ni 231.604	284.9	-0.0111 mg/L		0.00011	-0.0111 mg/L		0.00011	0.98%
Tl 190.801	58.1	0.0006 mg/L		0.00074	0.0006 mg/L		0.00074	116.86%
V 292.402	-909.6	-0.0005 mg/L		0.00000	-0.0005 mg/L		0.00000	0.03%
Ti 334.940	-15559.9	-0.0033 mg/L		0.00013	-0.0033 mg/L		0.00013	3.78%
Ca 227.546	246023.2	484.52 mg/L		10.505	484.52 mg/L		10.505	2.17%

Sequence No.: 62  
 Sample ID: ICSAB  
 Analyst:  
 Sample Wt:  
 Dilution:

Autosampler Location: 6  
 Date Collected: 5/19/05 3:17:05 PM  
 Sample Prep Volume:  
 Data Type: Reprocessed on 5/20/05 9:16:44 AM,

## Mean Data: ICSAB

Analyte	Mean Corrected Intensity	Conc. Units	Calib	Std.Dev.	Conc. Units	Sample	Std.Dev.	RSD
Al 308.215	16260083.5	481.57 mg/L		0.039	481.57 mg/L		0.039	0.01%
Cr 267.716	104019.4	0.4606 mg/L		0.00796	0.4606 mg/L		0.00796	1.73%
Cu 324.752	182113.5	0.4761 mg/L		0.01446	0.4761 mg/L		0.01446	3.04%
Fe 273.955	3977151.8	171.92 mg/L		0.278	171.92 mg/L		0.278	0.16%
Mg 279.077	8764602.5	465.29 mg/L		0.467	465.29 mg/L		0.467	0.10%
Mn 257.610	39258.7	0.4858 mg/L		0.00512	0.4858 mg/L		0.00512	1.05%
Ni 231.604	64791.9	0.8724 mg/L		0.01145	0.8724 mg/L		0.01145	1.31%
Tl 190.801	246.7	0.0897 mg/L		0.00197	0.0897 mg/L		0.00197	2.19%
V 292.402	113132.9	0.4706 mg/L		0.00942	0.4706 mg/L		0.00942	2.00%
Ti 334.940	-15648.5	-0.0034 mg/L		0.00009	-0.0034 mg/L		0.00009	2.56%
Ca 227.546	248283.6	488.90 mg/L		10.215	488.90 mg/L		10.215	2.09%

Sequence No.: 63

Autosampler Location: 3

Sample ID: CCV

Date Collected: 5/19/05 3:21:21 PM

Analyst:

Sample Wt:

Sample Prep Volume:

Dilution:

Data Type: Reprocessed on 5/20/05 9:16:45 AM,

-----  
Mean Data: CCV

Analyte	Mean Corrected Intensity	Calib Conc. Units	Std.Dev.	Sample Conc. Units	Std.Dev.	RSD
Al 308.215	341231.0	10.059 mg/L	0.0767	10.059 mg/L	0.0767	0.76%
Cr 267.716	231901.2	1.0259 mg/L	0.00623	1.0259 mg/L	0.00623	0.61%
Cu 324.752	502450.4	1.2796 mg/L	0.01207	1.2796 mg/L	0.01207	0.94%
Fe 273.955	121413.0	5.0992 mg/L	0.02503	5.0992 mg/L	0.02503	0.49%
Mg 279.077	490537.4	26.090 mg/L	0.1405	26.090 mg/L	0.1405	0.54%
Mn 257.610	289451.5	2.6029 mg/L	0.02445	2.6029 mg/L	0.02445	0.94%
Ni 231.604	189303.7	2.5927 mg/L	0.02435	2.5927 mg/L	0.02435	0.94%
Tl 190.801	1076.4	0.5110 mg/L	0.00015	0.5110 mg/L	0.00015	0.03%
V 292.402	617852.2	2.5497 mg/L	0.01601	2.5497 mg/L	0.01601	0.63%
Ti 334.940	-163.0	0.0006 mg/L	0.00017	0.0006 mg/L	0.00017	29.07%
Ca 227.546	12920.2	25.268 mg/L	0.0546	25.268 mg/L	0.0546	0.22%

Sequence No.: 64

Autosampler Location: 4

Sample ID: CCB

Date Collected: 5/19/05 3:25:26 PM

Analyst:

Sample Wt:

Sample Prep Volume:

Dilution:

Data Type: Reprocessed on 5/20/05 9:16:45 AM,

-----  
Mean Data: CCB

Analyte	Mean Corrected Intensity	Calib Conc. Units	Std.Dev.	Sample Conc. Units	Std.Dev.	RSD
Al 308.215	1203.9	0.0357 mg/L	0.00209	0.0357 mg/L	0.00209	5.87%
Cr 267.716	94.3	0.0004 mg/L	0.00025	0.0004 mg/L	0.00025	60.89%
Cu 324.752	1865.2	0.0048 mg/L	0.00089	0.0048 mg/L	0.00089	18.66%
Fe 273.955	226.0	0.0098 mg/L	0.00087	0.0098 mg/L	0.00087	8.90%
Mg 279.077	1965.2	0.1043 mg/L	0.00596	0.1043 mg/L	0.00596	5.72%
Mn 257.610	30.6	0.0003 mg/L	0.00008	0.0003 mg/L	0.00008	28.00%
Ni 231.604	65.2	0.0009 mg/L	0.00005	0.0009 mg/L	0.00005	5.97%
Tl 190.801	2.0	0.0010 mg/L	0.00014	0.0010 mg/L	0.00014	14.36%
V 292.402	44.4	0.0002 mg/L	0.00007	0.0002 mg/L	0.00007	37.25%
Ti 334.940	-57.4	-0.0001 mg/L	0.00009	-0.0001 mg/L	0.00009	117.56%
Ca 227.546	40.7	0.0802 mg/L	0.00058	0.0802 mg/L	0.00058	0.72%

=====  
Analysis Begun

Start Time: 5/19/2005 2:04:10 PM

Plasma On Time: 5/19/2005 12:12:23 PM

Logged In Analyst: optima3

Technique: ICP Continuous

Spectrometer Model: Optima 4300 DV, S/N 077N3102302 Autosampler Model: AS-93plus

Sample Information File: C:\pe\Administrator\Sample Information\523-565.sif

Batch ID:

Results Data Set: B05051902

Results Library: C:\pe\Administrator\Results\Results.mdb  
=====

## Method Loaded

Method Name: Na CLP

Method Last Saved: 1/6/2005 10:16:27 AM

IEC File:

MSF File:

Method Description: Na CLP  
=====

Sequence No.: 1

Autosampler Location: 1

Sample ID: S0

Date Collected: 5/19/2005 2:04:10 PM

Analyst:

Data Type: Original

Initial Sample Wt:

Initial Sample Vol:

Dilution:

Sample Prep Vol:  
=====

## Mean Data: S0

Analyte	Mean Corrected Intensity	Std.Dev.	RSD	Calib Conc. Units
Na 589.592	1169.9	46.75	4.00%	[0.00] mg/L

Sequence No.: 2

Autosampler Location: 2

Sample ID: S1

Date Collected: 5/19/2005 2:06:30 PM

Analyst:

Data Type: Original

Initial Sample Wt:

Initial Sample Vol:

Dilution:

Sample Prep Vol:  
=====

## Mean Data: S1

Analyte	Mean Corrected Intensity	Std.Dev.	RSD	Calib Conc. Units
Na 589.592	381509.5	4064.40	1.07%	[50] mg/L

=====  
Calibration Summary

Analyte	Stds.	Equation	Intercept	Slope	Curvature	Corr. Coef.	Reslope
Na 589.592	1	Lin Thru 0	0.0	7630	0.00000	1.000000	

Sequence No.: 3

Autosampler Location: 9

Sample ID: ICV

Date Collected: 5/19/2005 2:08:54 PM

Analyst:

Data Type: Original

Initial Sample Wt:

Initial Sample Vol:

Dilution:

Sample Prep Vol:  
=====

## Mean Data: ICV

Analyte	Mean Corrected Intensity	Calib Conc. Units	Std.Dev.	Sample Conc. Units	Std.Dev.	RSD
Na 589.592	296377.4	38.843 mg/L	0.0812	38.843 mg/L	0.0812	0.21%

Sequence No.: 4

Autosampler Location: 4

Sample ID: ICB

Date Collected: 5/19/2005 2:11:16 PM

Analyst:

Data Type: Original

Initial Sample Wt:

Initial Sample Vol:

Dilution:

Sample Prep Vol:  
=====

## Mean Data: ICB

Analyte	Mean Corrected Intensity	Calib Conc. Units	Std.Dev.	Sample Conc. Units	Std.Dev.	RSD
Na 589.592	187.6	0.0246 mg/L	0.00291	0.0246 mg/L	0.00291	11.83%

Sequence No.: 5  
Sample ID: ICSA  
Analyst:  
Initial Sample Wt:  
Dilution:

Autosampler Location: 5  
Date Collected: 5/19/2005 2:13:37 PM  
Data Type: Original  
Initial Sample Vol:  
Sample Prep Vol:

## Mean Data: ICSA

Analyte	Mean Corrected Intensity	Calib Conc. Units	Std.Dev.	Sample Conc. Units	Std.Dev.	RSD
Na 589.592	647.0	0.0848 mg/L	0.00152	0.0848 mg/L	0.00152	1.79%

Sequence No.: 6  
Sample ID: ICSAB  
Analyst:  
Initial Sample Wt:  
Dilution:

Autosampler Location: 6  
Date Collected: 5/19/2005 2:15:59 PM  
Data Type: Original  
Initial Sample Vol:  
Sample Prep Vol:

## Mean Data: ICSAB

Analyte	Mean Corrected Intensity	Calib Conc. Units	Std.Dev.	Sample Conc. Units	Std.Dev.	RSD
Na 589.592	577.2	0.0756 mg/L	0.01088	0.0756 mg/L	0.01088	14.38%

Sequence No.: 7  
Sample ID: CCV  
Analyst:  
Initial Sample Wt:  
Dilution:

Autosampler Location: 3  
Date Collected: 5/19/2005 2:18:17 PM  
Data Type: Original  
Initial Sample Vol:  
Sample Prep Vol:

## Mean Data: CCV

Analyte	Mean Corrected Intensity	Calib Conc. Units	Std.Dev.	Sample Conc. Units	Std.Dev.	RSD
Na 589.592	195040.2	25.562 mg/L	0.3562	25.562 mg/L	0.3562	1.39%

Sequence No.: 8  
Sample ID: CCB  
Analyst:  
Initial Sample Wt:  
Dilution:

Autosampler Location: 4  
Date Collected: 5/19/2005 2:20:38 PM  
Data Type: Original  
Initial Sample Vol:  
Sample Prep Vol:

## Mean Data: CCB

Analyte	Mean Corrected Intensity	Calib Conc. Units	Std.Dev.	Sample Conc. Units	Std.Dev.	RSD
Na 589.592	301.6	0.0395 mg/L	0.00196	0.0395 mg/L	0.00196	4.96%

Sequence No.: 9  
Sample ID: MB-18177,18177  
Analyst:  
Initial Sample Wt:  
Dilution:

Autosampler Location: 48  
Date Collected: 5/19/2005 2:23:01 PM  
Data Type: Original  
Initial Sample Vol:  
Sample Prep Vol:

## Mean Data: MB-18177,18177

Analyte	Mean Corrected Intensity	Calib Conc. Units	Std.Dev.	Sample Conc. Units	Std.Dev.	RSD
Na 589.592	250.8	0.0329 mg/L	0.00352	0.0329 mg/L	0.00352	10.70%

Sequence No.: 10  
Sample ID: LCS-18177,18177  
Analyst:  
Initial Sample Wt:  
Dilution:

Autosampler Location: 49  
Date Collected: 5/19/2005 2:25:23 PM  
Data Type: Original  
Initial Sample Vol:  
Sample Prep Vol:

Mean Data: LCS-18177,18177

Analyte	Mean Corrected Intensity	Calib Conc. Units	Std.Dev.	Sample Conc. Units	Std.Dev.	RSD
Na 589.592	35551.6	4.6593 mg/L	0.05528	4.6593 mg/L	0.05528	1.19%

Sequence No.: 11  
Sample ID: D0523-01A,18177  
Analyst:  
Initial Sample Wt:  
Dilution:

Autosampler Location: 50  
Date Collected: 5/19/2005 2:27:45 PM  
Data Type: Original  
Initial Sample Vol:  
Sample Prep Vol:

Mean Data: D0523-01A,18177

Analyte	Mean Corrected Intensity	Calib Conc. Units	Std.Dev.	Sample Conc. Units	Std.Dev.	RSD
Na 589.592	817.6	0.1072 mg/L	0.01085	0.1072 mg/L	0.01085	10.12%

Sequence No.: 12  
Sample ID: D0523-01ASD,18177  
Analyst:  
Initial Sample Wt:  
Dilution:

Autosampler Location: 51  
Date Collected: 5/19/2005 2:30:05 PM  
Data Type: Original  
Initial Sample Vol:  
Sample Prep Vol:

Mean Data: D0523-01ASD,18177

Analyte	Mean Corrected Intensity	Calib Conc. Units	Std.Dev.	Sample Conc. Units	Std.Dev.	RSD
Na 589.592	4022.0	0.5271 mg/L	0.01976	0.5271 mg/L	0.01976	3.75%

Sequence No.: 13  
Sample ID: D0529-01B,18177  
Analyst:  
Initial Sample Wt:  
Dilution:

Autosampler Location: 52  
Date Collected: 5/19/2005 2:32:25 PM  
Data Type: Original  
Initial Sample Vol:  
Sample Prep Vol:

Mean Data: D0529-01B,18177

Analyte	Mean Corrected Intensity	Calib Conc. Units	Std.Dev.	Sample Conc. Units	Std.Dev.	RSD
Na 589.592	4600.7	0.6030 mg/L	0.00076	0.6030 mg/L	0.00076	0.13%

Sequence No.: 14  
Sample ID: D0529-01BDUP,18177  
Analyst:  
Initial Sample Wt:  
Dilution:

Autosampler Location: 53  
Date Collected: 5/19/2005 2:34:45 PM  
Data Type: Original  
Initial Sample Vol:  
Sample Prep Vol:

Mean Data: D0529-01BDUP,18177

Analyte	Mean Corrected Intensity	Calib Conc. Units	Std.Dev.	Sample Conc. Units	Std.Dev.	RSD
Na 589.592	3549.1	0.4651 mg/L	0.01049	0.4651 mg/L	0.01049	2.25%

Sequence No.: 15  
Sample ID: D0529-01BSD,18177  
Analyst:  
Initial Sample Wt:  
Dilution:

Autosampler Location: 55  
Date Collected: 5/19/2005 2:37:05 PM  
Data Type: Original  
Initial Sample Vol:  
Sample Prep Vol:

-----  
Mean Data: D0529-01BSD,18177

Analyte	Mean Corrected Intensity	Calib Conc. Units	Std.Dev.	Sample Conc. Units	Std.Dev.	RSD
Na 589.592	841.6	0.1103 mg/L	0.00449	0.1103 mg/L	0.00449	4.07%

Sequence No.: 16

Sample ID: MB-18176,18176

Analyst:

Initial Sample Wt:

Dilution:

Autosampler Location: 57

Date Collected: 5/19/2005 2:39:26 PM

Data Type: Original

Initial Sample Vol:

Sample Prep Vol:

-----  
Mean Data: MB-18176,18176

Analyte	Mean Corrected Intensity	Calib Conc. Units	Std.Dev.	Sample Conc. Units	Std.Dev.	RSD
Na 589.592	-110.5	-0.0145 mg/L	0.00204	-0.0145 mg/L	0.00204	14.10%

Sequence No.: 17

Sample ID: CCV

Analyst:

Initial Sample Wt:

Dilution:

Autosampler Location: 3

Date Collected: 5/19/2005 2:41:46 PM

Data Type: Original

Initial Sample Vol:

Sample Prep Vol:

-----  
Mean Data: CCV

Analyte	Mean Corrected Intensity	Calib Conc. Units	Std.Dev.	Sample Conc. Units	Std.Dev.	RSD
Na 589.592	199292.8	26.119 mg/L	0.1089	26.119 mg/L	0.1089	0.42%

Sequence No.: 18

Sample ID: CCB

Analyst:

Initial Sample Wt:

Dilution:

Autosampler Location: 4

Date Collected: 5/19/2005 2:44:07 PM

Data Type: Original

Initial Sample Vol:

Sample Prep Vol:

-----  
Mean Data: CCB

Analyte	Mean Corrected Intensity	Calib Conc. Units	Std.Dev.	Sample Conc. Units	Std.Dev.	RSD
Na 589.592	-2.4	-0.0003 mg/L	0.02273	-0.0003 mg/L	0.02273	>999.9%

Sequence No.: 19

Sample ID: LCS-18176,18176

Analyst:

Initial Sample Wt:

Dilution:

Autosampler Location: 58

Date Collected: 5/19/2005 2:46:28 PM

Data Type: Original

Initial Sample Vol:

Sample Prep Vol:

-----  
Mean Data: LCS-18176,18176

Analyte	Mean Corrected Intensity	Calib Conc. Units	Std.Dev.	Sample Conc. Units	Std.Dev.	RSD
Na 589.592	187015.1	24.510 mg/L	0.2855	24.510 mg/L	0.2855	1.16%

Sequence No.: 20

Sample ID: D0529-03D,18176

Analyst:

Initial Sample Wt:

Dilution:

Autosampler Location: 59

Date Collected: 5/19/2005 2:48:50 PM

Data Type: Original

Initial Sample Vol:

Sample Prep Vol:

-----  
Mean Data: D0529-03D,18176

Analyte	Mean Corrected Intensity	Calib Conc. Units	Std.Dev.	Sample Conc. Units	Std.Dev.	RSD
Na 589.592	819.2	0.1074 mg/L	0.00628	0.1074 mg/L	0.00628	5.85%

Sequence No.: 21  
Sample ID: D0529-03DSD,18176  
Analyst:  
Initial Sample Wt:  
Dilution:

Autosampler Location: 60  
Date Collected: 5/19/2005 2:51:11 PM  
Data Type: Original  
Initial Sample Vol:  
Sample Prep Vol:

Mean Data: D0529-03DSD,18176

Analyte	Mean Corrected Intensity	Calib Conc. Units	Std.Dev.	Sample Conc. Units	Std.Dev.	RSD
Na 589.592	46.4	0.0061 mg/L	0.00672	0.0061 mg/L	0.00672	110.59%

Sequence No.: 22  
Sample ID: D0565-01C,18176  
Analyst:  
Initial Sample Wt:  
Dilution:

Autosampler Location: 61  
Date Collected: 5/19/2005 2:53:33 PM  
Data Type: Original  
Initial Sample Vol:  
Sample Prep Vol:

Mean Data: D0565-01C,18176

Analyte	Mean Corrected Intensity	Calib Conc. Units	Std.Dev.	Sample Conc. Units	Std.Dev.	RSD
Na 589.592	190738.2	24.998 mg/L	0.3320	24.998 mg/L	0.3320	1.33%

Sequence No.: 23  
Sample ID: D0565-01CSD,18176  
Analyst:  
Initial Sample Wt:  
Dilution:

Autosampler Location: 62  
Date Collected: 5/19/2005 2:55:55 PM  
Data Type: Original  
Initial Sample Vol:  
Sample Prep Vol:

Mean Data: D0565-01CSD,18176

Analyte	Mean Corrected Intensity	Calib Conc. Units	Std.Dev.	Sample Conc. Units	Std.Dev.	RSD
Na 589.592	39433.2	5.1681 mg/L	0.01238	5.1681 mg/L	0.01238	0.24%

Sequence No.: 24  
Sample ID: ICSA  
Analyst:  
Initial Sample Wt:  
Dilution:

Autosampler Location: 5  
Date Collected: 5/19/2005 2:58:15 PM  
Data Type: Original  
Initial Sample Vol:  
Sample Prep Vol:

Mean Data: ICSA

Analyte	Mean Corrected Intensity	Calib Conc. Units	Std.Dev.	Sample Conc. Units	Std.Dev.	RSD
Na 589.592	303.5	0.0398 mg/L	0.01235	0.0398 mg/L	0.01235	31.06%

Sequence No.: 25  
Sample ID: ICSAB  
Analyst:  
Initial Sample Wt:  
Dilution:

Autosampler Location: 6  
Date Collected: 5/19/2005 3:00:37 PM  
Data Type: Original  
Initial Sample Vol:  
Sample Prep Vol:

Mean Data: ICSAB

Analyte	Mean Corrected Intensity	Calib Conc. Units	Std.Dev.	Sample Conc. Units	Std.Dev.	RSD
Na 589.592	309.0	0.0405 mg/L	0.00258	0.0405 mg/L	0.00258	6.38%

Sequence No.: 26  
Sample ID: CCV  
Analyst:  
Initial Sample Wt:

Autosampler Location: 3  
Date Collected: 5/19/2005 3:02:55 PM  
Data Type: Original  
Initial Sample Vol:



Dilution:

Sample Prep Vol:

Mean Data: CCV

Analyte	Mean Corrected Intensity	Calib Conc. Units	Std.Dev.	Sample Conc. Units	Std.Dev.	RSD
Na 589.592	198555.4	26.022 mg/L	0.3501	26.022 mg/L	0.3501	1.35%

Sequence No.: 27

Sample ID: CCB

Analyst:

Initial Sample Wt:

Dilution:

Autosampler Location: 4

Date Collected: 5/19/2005 3:05:17 PM

Data Type: Original

Initial Sample Vol:

Sample Prep Vol:

Mean Data: CCB

Analyte	Mean Corrected Intensity	Calib Conc. Units	Std.Dev.	Sample Conc. Units	Std.Dev.	RSD
Na 589.592	-36.4	-0.0048 mg/L	0.01320	-0.0048 mg/L	0.01320	276.88%

=====  
Analysis Begun

Start Time: 5/19/2005 3:07:34 PM

Plasma On Time: 5/19/2005 12:12:23 PM

Logged In Analyst: optima3

Technique: ICP Continuous

Spectrometer Model: Optima 4300 DV, S/N 077N3102302 Autosampler Model: AS-93plus

Sample Information File: C:\pe\Administrator\Sample Information\523-565.sif

Batch ID:

Results Data Set: B05051903

Results Library: C:\pe\Administrator\Results\Results.mdb  
=====

## Method Loaded

Method Name: K CLP

IEC File:

Method Description: K CLP

Method Last Saved: 1/6/2005 10:16:44 AM

MSF File:  
=====

Sequence No.: 1

Sample ID: S0

Analyst:

Initial Sample Wt:

Dilution:

Autosampler Location: 1

Date Collected: 5/19/2005 3:07:34 PM

Data Type: Original

Initial Sample Vol:

Sample Prep Vol:  
=====

## Mean Data: S0

Analyte	Mean Corrected Intensity	Std.Dev.	RSD	Calib Conc. Units
K 766.490	2233.1	115.79	5.19%	[0.00] mg/L

  
=====

Sequence No.: 2

Sample ID: S1

Analyst:

Initial Sample Wt:

Dilution:

Autosampler Location: 2

Date Collected: 5/19/2005 3:09:53 PM

Data Type: Original

Initial Sample Vol:

Sample Prep Vol:  
=====

## Mean Data: S1

Analyte	Mean Corrected Intensity	Std.Dev.	RSD	Calib Conc. Units
K 766.490	171685.0	333.00	0.19%	[50] mg/L

  
=====

## Calibration Summary

Analyte	Stds.	Equation	Intercept	Slope	Curvature	Corr. Coef.	Reslope
K 766.490	1	Lin Thru 0	0.0	3434	0.00000	1.000000	

  
=====

Sequence No.: 3

Sample ID: ICV

Analyst:

Initial Sample Wt:

Dilution:

Autosampler Location: 9

Date Collected: 5/19/2005 3:12:14 PM

Data Type: Original

Initial Sample Vol:

Sample Prep Vol:  
=====

## Mean Data: ICV

Analyte	Mean Corrected Intensity	Calib Conc. Units	Std.Dev.	Sample Conc. Units	Std.Dev.	RSD
K 766.490	127360.7	37.091 mg/L	0.0982	37.091 mg/L	0.0982	0.26%

  
=====

Sequence No.: 4

Sample ID: ICB

Analyst:

Initial Sample Wt:

Dilution:

Autosampler Location: 4

Date Collected: 5/19/2005 3:14:34 PM

Data Type: Original

Initial Sample Vol:

Sample Prep Vol:  
=====

-----  
Mean Data: ICB

Analyte	Mean Corrected Intensity	Calib Conc. Units	Std.Dev.	Sample Conc. Units	Std.Dev.	RSD
K 766.490	70.9	0.0206 mg/L	0.02685	0.0206 mg/L	0.02685	130.09%

Sequence No.: 5  
Sample ID: ICSA  
Analyst:  
Initial Sample Wt:  
Dilution:

Autosampler Location: 5  
Date Collected: 5/19/2005 3:16:55 PM  
Data Type: Original  
Initial Sample Vol:  
Sample Prep Vol:

-----  
Mean Data: ICSA

Analyte	Mean Corrected Intensity	Calib Conc. Units	Std.Dev.	Sample Conc. Units	Std.Dev.	RSD
K 766.490	365.3	0.1064 mg/L	0.06481	0.1064 mg/L	0.06481	60.92%

Sequence No.: 6  
Sample ID: ICSAB  
Analyst:  
Initial Sample Wt:  
Dilution:

Autosampler Location: 6  
Date Collected: 5/19/2005 3:19:19 PM  
Data Type: Original  
Initial Sample Vol:  
Sample Prep Vol:

-----  
Mean Data: ICSAB

Analyte	Mean Corrected Intensity	Calib Conc. Units	Std.Dev.	Sample Conc. Units	Std.Dev.	RSD
K 766.490	278.2	0.0810 mg/L	0.00766	0.0810 mg/L	0.00766	9.45%

Sequence No.: 7  
Sample ID: CCV  
Analyst:  
Initial Sample Wt:  
Dilution:

Autosampler Location: 3  
Date Collected: 5/19/2005 3:21:37 PM  
Data Type: Original  
Initial Sample Vol:  
Sample Prep Vol:

-----  
Mean Data: CCV

Analyte	Mean Corrected Intensity	Calib Conc. Units	Std.Dev.	Sample Conc. Units	Std.Dev.	RSD
K 766.490	85802.7	24.988 mg/L	0.0230	24.988 mg/L	0.0230	0.09%

Sequence No.: 8  
Sample ID: CCB  
Analyst:  
Initial Sample Wt:  
Dilution:

Autosampler Location: 4  
Date Collected: 5/19/2005 3:23:58 PM  
Data Type: Original  
Initial Sample Vol:  
Sample Prep Vol:

-----  
Mean Data: CCB

Analyte	Mean Corrected Intensity	Calib Conc. Units	Std.Dev.	Sample Conc. Units	Std.Dev.	RSD
K 766.490	145.5	0.0424 mg/L	0.01482	0.0424 mg/L	0.01482	34.99%

Sequence No.: 9  
Sample ID: MB-18177,18177  
Analyst:  
Initial Sample Wt:  
Dilution:

Autosampler Location: 48  
Date Collected: 5/19/2005 3:26:19 PM  
Data Type: Original  
Initial Sample Vol:  
Sample Prep Vol:

-----  
Mean Data: MB-18177,18177

Analyte	Mean Corrected Intensity	Calib Conc. Units	Std.Dev.	Sample Conc. Units	Std.Dev.	RSD
K 766.490	-31.7	-0.0092 mg/L	0.00264	-0.0092 mg/L	0.00264	28.53%

Sequence No.: 10  
Sample ID: LCS-18177,18177  
Analyst:  
Initial Sample Wt:  
Dilution:

Autosampler Location: 49  
Date Collected: 5/19/2005 3:28:41 PM  
Data Type: Original  
Initial Sample Vol:  
Sample Prep Vol:

Mean Data: LCS-18177,18177

Analyte	Mean Corrected Intensity	Conc. Units	Calib Units	Std.Dev.	Sample Conc. Units	Std.Dev.	RSD
K 766.490	32827.6	9.5604	mg/L	0.06224	9.5604 mg/L	0.06224	0.65%

Sequence No.: 11 *40*  
Sample ID: D0523-01A,18177  
Analyst:  
Initial Sample Wt:  
Dilution:

Autosampler Location: 50  
Date Collected: 5/19/2005 3:31:03 PM  
Data Type: Original  
Initial Sample Vol:  
Sample Prep Vol:

Mean Data: D0523-01A,18177

Analyte	Mean Corrected Intensity	Conc. Units	Calib Units	Std.Dev.	Sample Conc. Units	Std.Dev.	RSD
K 766.490	5349.5	1.5580	mg/L	0.01680	1.5580 mg/L	0.01680	1.08%

Sequence No.: 12  
Sample ID: D0523-01A,18177  
Analyst:  
Initial Sample Wt: *50 5/20/05*  
Dilution:

Autosampler Location: 51  
Date Collected: 5/19/2005 3:33:23 PM  
Data Type: Original  
Initial Sample Vol:  
Sample Prep Vol:

Mean Data: D0523-01A,18177

Analyte	Mean Corrected Intensity	Conc. Units	Calib Units	Std.Dev.	Sample Conc. Units	Std.Dev.	RSD
K 766.490	25815.2	7.5182	mg/L	0.07085	7.5182 mg/L	0.07085	0.94%

Sequence No.: 13  
Sample ID: D0529-01B,18177  
Analyst:  
Initial Sample Wt:  
Dilution:

Autosampler Location: 52  
Date Collected: 5/19/2005 3:35:43 PM  
Data Type: Original  
Initial Sample Vol:  
Sample Prep Vol:

Mean Data: D0529-01B,18177

Analyte	Mean Corrected Intensity	Conc. Units	Calib Units	Std.Dev.	Sample Conc. Units	Std.Dev.	RSD
K 766.490	13438.5	3.9137	mg/L	0.03354	3.9137 mg/L	0.03354	0.86%

Sequence No.: 14  
Sample ID: D0529-01BDUP,18177  
Analyst:  
Initial Sample Wt:  
Dilution:

Autosampler Location: 53  
Date Collected: 5/19/2005 3:38:03 PM  
Data Type: Original  
Initial Sample Vol:  
Sample Prep Vol:

Mean Data: D0529-01BDUP,18177

Analyte	Mean Corrected Intensity	Conc. Units	Calib Units	Std.Dev.	Sample Conc. Units	Std.Dev.	RSD
K 766.490	10053.9	2.9280	mg/L	0.00830	2.9280 mg/L	0.00830	0.28%

Sequence No.: 15  
Sample ID: D0529-01BSD,18177  
Analyst:  
Initial Sample Wt:  
Dilution:

Autosampler Location: 55  
Date Collected: 5/19/2005 3:40:23 PM  
Data Type: Original  
Initial Sample Vol:  
Sample Prep Vol:

Mean Data: D0529-01BSD,18177

Analyte	Mean Corrected Intensity	Conc. Units	Calib	Std.Dev.	Sample Conc. Units	Std.Dev.	RSD
K 766.490	2726.8	0.7941 mg/L		0.03858	0.7941 mg/L	0.03858	4.86%

Sequence No.: 16

Sample ID: MB-18176,18176

Analyst:

Initial Sample Wt:

Dilution:

Autosampler Location: 57

Date Collected: 5/19/2005 3:42:44 PM

Data Type: Original

Initial Sample Vol:

Sample Prep Vol:

Mean Data: MB-18176,18176

Analyte	Mean Corrected Intensity	Conc. Units	Calib	Std.Dev.	Sample Conc. Units	Std.Dev.	RSD
K 766.490	-285.3	-0.0831 mg/L		0.01649	-0.0831 mg/L	0.01649	19.85%

Sequence No.: 17

Sample ID: CCV

Analyst:

Initial Sample Wt:

Dilution:

Autosampler Location: 3

Date Collected: 5/19/2005 3:45:04 PM

Data Type: Original

Initial Sample Vol:

Sample Prep Vol:

Mean Data: CCV

Analyte	Mean Corrected Intensity	Conc. Units	Calib	Std.Dev.	Sample Conc. Units	Std.Dev.	RSD
K 766.490	86383.7	25.158 mg/L		0.3523	25.158 mg/L	0.3523	1.40%

Sequence No.: 18

Sample ID: CCB

Analyst:

Initial Sample Wt:

Dilution:

Autosampler Location: 4

Date Collected: 5/19/2005 3:47:25 PM

Data Type: Original

Initial Sample Vol:

Sample Prep Vol:

Mean Data: CCB

Analyte	Mean Corrected Intensity	Conc. Units	Calib	Std.Dev.	Sample Conc. Units	Std.Dev.	RSD
K 766.490	-77.3	-0.0225 mg/L		0.01178	-0.0225 mg/L	0.01178	52.30%

Sequence No.: 19

Sample ID: LCS-18176,18176

Analyst:

Initial Sample Wt:

Dilution:

Autosampler Location: 58

Date Collected: 5/19/2005 3:49:46 PM

Data Type: Original

Initial Sample Vol:

Sample Prep Vol:

Mean Data: LCS-18176,18176

Analyte	Mean Corrected Intensity	Conc. Units	Calib	Std.Dev.	Sample Conc. Units	Std.Dev.	RSD
K 766.490	79448.5	23.138 mg/L		0.3365	23.138 mg/L	0.3365	1.45%

Sequence No.: 20

Sample ID: D0529-03D,18176

Analyst:

Initial Sample Wt:

Dilution:

Autosampler Location: 59

Date Collected: 5/19/2005 3:52:07 PM

Data Type: Original

Initial Sample Vol:

Sample Prep Vol:

Mean Data: D0529-03D,18176

Analyte	Mean Corrected Intensity	Conc. Units	Calib	Std.Dev.	Sample Conc. Units	Std.Dev.	RSD
K 766.490	63.3	0.0184 mg/L		0.00038	0.0184 mg/L	0.00038	2.08%

Sequence No.: 21  
Sample ID: D0529-03DSD,18176  
Analyst:  
Initial Sample Wt:  
Dilution:

Autosampler Location: 60  
Date Collected: 5/19/2005 3:54:29 PM  
Data Type: Original  
Initial Sample Vol:  
Sample Prep Vol:

Mean Data: D0529-03DSD,18176

Analyte	Mean Corrected Intensity	Calib Conc. Units	Std.Dev.	Sample Conc. Units	Std.Dev.	RSD
K 766.490	-117.0	-0.0341 mg/L	0.09026	-0.0341 mg/L	0.09026	264.78%

Sequence No.: 22  
Sample ID: D0565-01C,18176  
Analyst:  
Initial Sample Wt:  
Dilution:

Autosampler Location: 61  
Date Collected: 5/19/2005 3:56:51 PM  
Data Type: Original  
Initial Sample Vol:  
Sample Prep Vol:

Mean Data: D0565-01C,18176

Analyte	Mean Corrected Intensity	Calib Conc. Units	Std.Dev.	Sample Conc. Units	Std.Dev.	RSD
K 766.490	9042.7	2.6335 mg/L	0.08809	2.6335 mg/L	0.08809	3.35%

Sequence No.: 23  
Sample ID: D0565-01CSD,18176  
Analyst:  
Initial Sample Wt:  
Dilution:

Autosampler Location: 62  
Date Collected: 5/19/2005 3:59:13 PM  
Data Type: Original  
Initial Sample Vol:  
Sample Prep Vol:

Mean Data: D0565-01CSD,18176

Analyte	Mean Corrected Intensity	Calib Conc. Units	Std.Dev.	Sample Conc. Units	Std.Dev.	RSD
K 766.490	1670.5	0.4865 mg/L	0.02226	0.4865 mg/L	0.02226	4.58%

Sequence No.: 24  
Sample ID: ICSA  
Analyst:  
Initial Sample Wt:  
Dilution:

Autosampler Location: 5  
Date Collected: 5/19/2005 4:01:33 PM  
Data Type: Original  
Initial Sample Vol:  
Sample Prep Vol:

Mean Data: ICSA

Analyte	Mean Corrected Intensity	Calib Conc. Units	Std.Dev.	Sample Conc. Units	Std.Dev.	RSD
K 766.490	209.0	0.0609 mg/L	0.01859	0.0609 mg/L	0.01859	30.53%

Sequence No.: 25  
Sample ID: ICSAB  
Analyst:  
Initial Sample Wt:  
Dilution:

Autosampler Location: 6  
Date Collected: 5/19/2005 4:03:55 PM  
Data Type: Original  
Initial Sample Vol:  
Sample Prep Vol:

Mean Data: ICSAB

Analyte	Mean Corrected Intensity	Calib Conc. Units	Std.Dev.	Sample Conc. Units	Std.Dev.	RSD
K 766.490	213.9	0.0623 mg/L	0.02365	0.0623 mg/L	0.02365	37.96%

Sequence No.: 26  
Sample ID: CCV  
Analyst:  
Initial Sample Wt:

Autosampler Location: 3  
Date Collected: 5/19/2005 4:06:13 PM  
Data Type: Original  
Initial Sample Vol:

Dilution:

Sample Prep Vol:

-----  
Mean Data: CCV

Analyte	Mean Corrected Intensity	Conc. Units	Calib Units	Std.Dev.	Sample Conc. Units	Std.Dev.	RSD
K 766.490	86884.0	25.303	mg/L	0.0423	25.303 mg/L	0.0423	0.17%

Sequence No.: 27

Sample ID: CCB

Analyst:

Initial Sample Wt:

Dilution:

Autosampler Location: 4

Date Collected: 5/19/2005 4:08:34 PM

Data Type: Original

Initial Sample Vol:

Sample Prep Vol:-----

## Mean Data: CCB

Analyte	Mean Corrected Intensity	Conc. Units	Calib Units	Std.Dev.	Sample Conc. Units	Std.Dev.	RSD
K 766.490	5.9	0.0017	mg/L	0.02297	0.0017 mg/L	0.02297	>999.9%

=====  
Analysis Begun

Start Time: 5/20/2005 1:30:54 PM

Plasma On Time: 5/20/2005 1:12:05 PM

Logged In Analyst: optima3

Technique: ICP Continuous

Spectrometer Model: Optima 4300 DV, S/N 077N3102302 Autosampler Model: AS-93plus

Sample Information File: C:\pe\Administrator\Sample Information\523-565.sif

Batch ID:

Results Data Set: B05052001

Results Library: C:\pe\Administrator\Results\Results.mdb  
=====

## Method Loaded

Method Name: CLP

Method Last Saved: 5/6/2005 9:26:07 AM

IEC File: B05033102X.iec

MSF File:

Method Description: working method for all elements  
=====

Sequence No.: 1

Autosampler Location: 1

Sample ID: S0

Date Collected: 5/20/2005 1:30:55 PM

Analyst:

Data Type: Original

Initial Sample Wt:

Initial Sample Vol:

Dilution:

Sample Prep Vol:  
-----

## Mean Data: S0

Analyte	Mean Corrected		Std.Dev.	RSD	Calib	
	Intensity				Conc.	Units
Al 308.215	7394.6		5.91	0.08%	[0.00]	mg/L
Cr 267.716	29.8		2.48	8.34%	[0.00]	mg/L
Cu 324.752	106.9		18.95	17.72%	[0.00]	mg/L
Fe 273.955	232.2		14.39	6.20%	[0.00]	mg/L
Mg 279.077	645.5		3.93	0.61%	[0.00]	mg/L
Mn 257.610	58.6		14.05	23.97%	[0.00]	mg/L
Ni 231.604	3.6		3.42	96.02%	[0.00]	mg/L
Sb 206.836	-2.7		0.42	15.34%	[0.00]	mg/L
Tl 190.801	-1.7		0.77	44.65%	[0.00]	mg/L
V 292.402	109.5		5.29	4.84%	[0.00]	mg/L
Ti 334.940	-194.8		18.39	9.44%	[0.00]	mg/L
Ca 227.546	37.9		3.42	9.01%	[0.00]	mg/L

  
=====

Sequence No.: 2

Autosampler Location: 2

Sample ID: S1

Date Collected: 5/20/2005 1:34:00 PM

Analyst:

Data Type: Original

Initial Sample Wt:

Initial Sample Vol:

Dilution:

Sample Prep Vol:  
-----

## Mean Data: S1

Analyte	Mean Corrected		Std.Dev.	RSD	Calib	
	Intensity				Conc.	Units
Al 308.215	530402.8		1694.63	0.32%	[20]	mg/L
Cr 267.716	77888.7		11.41	0.01%	[2]	mg/L
Cu 324.752	300707.2		1838.25	0.61%	[2.5]	mg/L
Fe 273.955	324291.5		1397.93	0.43%	[10]	mg/L
Mg 279.077	1059197.4		4262.28	0.40%	[50]	mg/L
Mn 257.610	2359041.7		12889.16	0.55%	[5]	mg/L
Ni 231.604	75699.5		208.49	0.28%	[5]	mg/L
Sb 206.836	548.1		21.66	3.95%	[1]	mg/L
Tl 190.801	448.3		3.23	0.72%	[1]	mg/L
V 292.402	474100.2		1247.50	0.26%	[5]	mg/L
Ti 334.940	685430.2		3220.05	0.47%	[1]	mg/L
Ca 227.546	7425.2		3.29	0.04%	[50]	mg/L

  
=====

## Calibration Summary

Analyte	Stds.	Equation	Intercept	Slope	Curvature	Corr. Coef.	Reslope
---------	-------	----------	-----------	-------	-----------	-------------	---------



Al 308.215	1	Lin Thru 0	0.0	26520	0.00000	1.000000
Cr 267.716	1	Lin Thru 0	0.0	38940	0.00000	1.000000
Cu 324.752	1	Lin Thru 0	0.0	120300	0.00000	1.000000
Fe 273.955	1	Lin Thru 0	0.0	32430	0.00000	1.000000
Mg 279.077	1	Lin Thru 0	0.0	21180	0.00000	1.000000
Mn 257.610	1	Lin Thru 0	0.0	471800	0.00000	1.000000
Ni 231.604	1	Lin Thru 0	0.0	15140	0.00000	1.000000
Sb 206.836	1	Lin Thru 0	0.0	548.1	0.00000	1.000000
Tl 190.801	1	Lin Thru 0	0.0	448.3	0.00000	1.000000
V 292.402	1	Lin Thru 0	0.0	94820	0.00000	1.000000
Ti 334.940	1	Lin Thru 0	0.0	685400	0.00000	1.000000
Ca 227.546	1	Lin Thru 0	0.0	148.5	0.00000	1.000000

Sequence No.: 3  
Sample ID: ICV  
Analyst:  
Initial Sample Wt:  
Dilution:

Autosampler Location: 9  
Date Collected: 5/20/2005 1:37:09 PM  
Data Type: Original  
Initial Sample Vol:  
Sample Prep Vol:

## Mean Data: ICV

Analyte	Mean Corrected Intensity	Conc. Units	Calib	Std.Dev.	Sample Conc. Units	Std.Dev.	RSD
Al 308.215	405606.8	15.388 mg/L		0.0723	15.388 mg/L	0.0723	0.47%
Cr 267.716	61111.1	1.5696 mg/L		0.02540	1.5696 mg/L	0.02540	1.62%
Cu 324.752	229701.3	1.9119 mg/L		0.00569	1.9119 mg/L	0.00569	0.30%
Fe 273.955	252806.6	7.6768 mg/L		0.15732	7.6768 mg/L	0.15732	2.05%
Mg 279.077	819597.6	38.697 mg/L		0.2298	38.697 mg/L	0.2298	0.59%
Mn 257.610	1826657.4	3.8708 mg/L		0.01623	3.8708 mg/L	0.01623	0.42%
Ni 231.604	59053.4	3.9012 mg/L		0.08450	3.9012 mg/L	0.08450	2.17%
Sb 206.836	434.5	0.7717 mg/L		0.00522	0.7717 mg/L	0.00522	0.68%
Tl 190.801	341.9	0.7599 mg/L		0.00440	0.7599 mg/L	0.00440	0.58%
V 292.402	368230.3	3.8877 mg/L		0.02739	3.8877 mg/L	0.02739	0.70%
Ti 334.940	538.9	0.0014 mg/L		0.00001	0.0014 mg/L	0.00001	0.52%
Ca 227.546	5712.7	37.801 mg/L		0.1358	37.801 mg/L	0.1358	0.36%

Sequence No.: 4  
Sample ID: ICB  
Analyst:  
Initial Sample Wt:  
Dilution:

Autosampler Location: 4  
Date Collected: 5/20/2005 1:40:22 PM  
Data Type: Original  
Initial Sample Vol:  
Sample Prep Vol:

## Mean Data: ICB

Analyte	Mean Corrected Intensity	Conc. Units	Calib	Std.Dev.	Sample Conc. Units	Std.Dev.	RSD
Al 308.215	131.8	0.0050 mg/L		0.00298	0.0050 mg/L	0.00298	60.01%
Cr 267.716	8.7	0.0002 mg/L		0.00011	0.0002 mg/L	0.00011	50.40%
Cu 324.752	35.5	0.0003 mg/L		0.00013	0.0003 mg/L	0.00013	44.87%
Fe 273.955	46.1	0.0014 mg/L		0.00076	0.0014 mg/L	0.00076	53.52%
Mg 279.077	-50.3	-0.0024 mg/L		0.00245	-0.0024 mg/L	0.00245	103.18%
Mn 257.610	127.3	0.0003 mg/L		0.00004	0.0003 mg/L	0.00004	15.76%
Ni 231.604	-1.4	-0.0001 mg/L		0.00016	-0.0001 mg/L	0.00016	173.25%
Sb 206.836	6.3	0.0115 mg/L		0.00160	0.0115 mg/L	0.00160	13.96%
Tl 190.801	-1.4	-0.0031 mg/L		0.00101	-0.0031 mg/L	0.00101	32.53%
V 292.402	2.6	0.0000 mg/L		0.00031	0.0000 mg/L	0.00031	>999.9%
Ti 334.940	-0.0	0.0000 mg/L		0.00005	0.0000 mg/L	0.00005	>999.9%
Ca 227.546	7.4	0.0498 mg/L		0.14288	0.0498 mg/L	0.14288	286.88%

Sequence No.: 5  
Sample ID: CRI  
Analyst:  
Initial Sample Wt:  
Dilution:

Autosampler Location: 7  
Date Collected: 5/20/2005 1:43:28 PM  
Data Type: Original  
Initial Sample Vol:  
Sample Prep Vol:

## Mean Data: CRI

Mean Corrected      Calib      Sample

Analyte	Intensity	Conc. Units	Std.Dev.	Conc. Units	Std.Dev.	RSD
Al 308.215	79.8	0.0055 mg/L	0.00221	0.0055 mg/L	0.00221	39.96%
Cr 267.716	851.9	0.0219 mg/L	0.00015	0.0219 mg/L	0.00015	0.68%
Cu 324.752	6309.7	0.0525 mg/L	0.00063	0.0525 mg/L	0.00063	1.20%
Fe 273.955	170.7	0.0021 mg/L	0.00132	0.0021 mg/L	0.00132	64.54%
Mg 279.077	-61.2	-0.0028 mg/L	0.00374	-0.0028 mg/L	0.00374	134.85%
Mn 257.610	16497.5	0.0350 mg/L	0.00032	0.0350 mg/L	0.00032	0.93%
Ni 231.604	1391.5	0.0919 mg/L	0.00038	0.0919 mg/L	0.00038	0.41%
Sb 206.836	69.6	0.1268 mg/L	0.00563	0.1268 mg/L	0.00563	4.44%
Tl 190.801	6.7	0.0146 mg/L	0.00733	0.0146 mg/L	0.00733	50.33%
V 292.402	9949.9	0.1050 mg/L	0.00178	0.1050 mg/L	0.00178	1.70%
Ti 334.940	5.5	0.0000 mg/L	0.00014	0.0000 mg/L	0.00014	>999.9%
Ca 227.546	11.5	0.0666 mg/L	0.05553	0.0666 mg/L	0.05553	83.36%

Sequence No.: 6  
Sample ID: ICSA  
Analyst:  
Initial Sample Wt:  
Dilution:

Autosampler Location: 5  
Date Collected: 5/20/2005 1:46:33 PM  
Data Type: Original  
Initial Sample Vol:  
Sample Prep Vol:

## Mean Data: ICSA

Analyte	Mean Corrected Intensity	Calib Conc. Units	Std.Dev.	Sample Conc. Units	Std.Dev.	RSD
Al 308.215	12224004.4	460.93 mg/L	3.500	460.93 mg/L	3.500	0.76%
Cr 267.716	-66.6	-0.0019 mg/L	0.00019	-0.0019 mg/L	0.00019	10.23%
Cu 324.752	-6230.6	-0.0214 mg/L	0.00097	-0.0214 mg/L	0.00097	4.56%
Fe 273.955	5665551.6	174.71 mg/L	1.551	174.71 mg/L	1.551	0.89%
Mg 279.077	9546102.6	450.51 mg/L	4.028	450.51 mg/L	4.028	0.89%
Mn 257.610	4316.2	-0.0016 mg/L	0.00010	-0.0016 mg/L	0.00010	6.07%
Saturated outside survey window (code 6)						
Ni 231.604	62.7	0.0281 mg/L	0.00004	0.0281 mg/L	0.00004	0.16%
Sb 206.836	1.1	-0.0043 mg/L	0.00068	-0.0043 mg/L	0.00068	15.72%
Tl 190.801	-16.2	-0.0089 mg/L	0.00018	-0.0089 mg/L	0.00018	2.01%
V 292.402	148.3	0.0016 mg/L	0.00012	0.0016 mg/L	0.00012	7.42%
Ti 334.940	-9216.8	0.0002 mg/L	0.00003	0.0002 mg/L	0.00003	17.01%
Ca 227.546	71949.2	479.64 mg/L	0.434	479.64 mg/L	0.434	0.09%

Sequence No.: 7  
Sample ID: ICSAB  
Analyst:  
Initial Sample Wt:  
Dilution:

Autosampler Location: 6  
Date Collected: 5/20/2005 1:49:48 PM  
Data Type: Original  
Initial Sample Vol:  
Sample Prep Vol:

## Mean Data: ICSAB

Analyte	Mean Corrected Intensity	Calib Conc. Units	Std.Dev.	Sample Conc. Units	Std.Dev.	RSD
Al 308.215	12315916.2	464.41 mg/L	2.383	464.41 mg/L	2.383	0.51%
Cr 267.716	18008.2	0.4623 mg/L	0.00295	0.4623 mg/L	0.00295	0.64%
Cu 324.752	51484.9	0.4590 mg/L	0.00857	0.4590 mg/L	0.00857	1.87%
Fe 273.955	5729841.0	176.67 mg/L	1.220	176.67 mg/L	1.220	0.69%
Mg 279.077	9634043.1	454.66 mg/L	3.472	454.66 mg/L	3.472	0.76%
Mn 257.610	224809.3	0.4657 mg/L	0.00665	0.4657 mg/L	0.00665	1.43%
Saturated outside survey window (code 6)						
Ni 231.604	13017.6	0.8840 mg/L	0.00107	0.8840 mg/L	0.00107	0.12%
Sb 206.836	332.7	0.5940 mg/L	0.00161	0.5940 mg/L	0.00161	0.27%
Tl 190.801	27.5	0.0882 mg/L	0.00184	0.0882 mg/L	0.00184	2.08%
V 292.402	44516.3	0.4707 mg/L	0.00278	0.4707 mg/L	0.00278	0.59%
Ti 334.940	-9270.7	0.0000 mg/L	0.00014	0.0000 mg/L	0.00014	306.47%
Ca 227.546	72451.8	482.89 mg/L	3.445	482.89 mg/L	3.445	0.71%

Sequence No.: 8  
Sample ID: CCV  
Analyst:  
Initial Sample Wt:  
Dilution:

Autosampler Location: 3  
Date Collected: 5/20/2005 1:52:59 PM  
Data Type: Original  
Initial Sample Vol:  
Sample Prep Vol:

## Mean Data: CCV

Analyte	Mean Corrected Intensity	Calib Conc. Units	Std.Dev.	Sample Conc. Units	Std.Dev.	RSD
Al 308.215	275511.2	10.453 mg/L	0.0596	10.453 mg/L	0.0596	0.57%
Cr 267.716	42119.1	1.0818 mg/L	0.01099	1.0818 mg/L	0.01099	1.02%
Cu 324.752	151759.4	1.2632 mg/L	0.01200	1.2632 mg/L	0.01200	0.95%
Fe 273.955	175588.6	5.3329 mg/L	0.03346	5.3329 mg/L	0.03346	0.63%
Mg 279.077	566309.9	26.738 mg/L	0.0791	26.738 mg/L	0.0791	0.30%
Mn 257.610	1252726.0	2.6546 mg/L	0.01488	2.6546 mg/L	0.01488	0.56%
Ni 231.604	40924.0	2.7035 mg/L	0.01840	2.7035 mg/L	0.01840	0.68%
Sb 206.836	293.4	0.5208 mg/L	0.01595	0.5208 mg/L	0.01595	3.06%
Tl 190.801	236.8	0.5262 mg/L	0.00209	0.5262 mg/L	0.00209	0.40%
V 292.402	252698.1	2.6679 mg/L	0.00883	2.6679 mg/L	0.00883	0.33%
Ti 334.940	211.5	0.0007 mg/L	0.00013	0.0007 mg/L	0.00013	17.93%
Ca 227.546	3928.6	25.994 mg/L	0.1695	25.994 mg/L	0.1695	0.65%

Sequence No.: 9

Sample ID: CCB

Analyst:

Initial Sample Wt:

Dilution:

Autosampler Location: 4

Date Collected: 5/20/2005 1:56:11 PM

Data Type: Original

Initial Sample Vol:

Sample Prep Vol:

## Mean Data: CCB

Analyte	Mean Corrected Intensity	Calib Conc. Units	Std.Dev.	Sample Conc. Units	Std.Dev.	RSD
Al 308.215	259.4	0.0098 mg/L	0.00211	0.0098 mg/L	0.00211	21.52%
Cr 267.716	1.3	0.0000 mg/L	0.00034	0.0000 mg/L	0.00034	>999.9%
Cu 324.752	5.5	0.0000 mg/L	0.00002	0.0000 mg/L	0.00002	51.74%
Fe 273.955	208.7	0.0064 mg/L	0.00095	0.0064 mg/L	0.00095	14.83%
Mg 279.077	102.4	0.0048 mg/L	0.00236	0.0048 mg/L	0.00236	48.83%
Mn 257.610	30.7	0.0001 mg/L	0.00007	0.0001 mg/L	0.00007	103.34%
Ni 231.604	0.6	0.0000 mg/L	0.00013	0.0000 mg/L	0.00013	310.15%
Sb 206.836	1.3	0.0024 mg/L	0.00034	0.0024 mg/L	0.00034	13.75%
Tl 190.801	-4.7	-0.0106 mg/L	0.00217	-0.0106 mg/L	0.00217	20.53%
V 292.402	39.4	0.0004 mg/L	0.00040	0.0004 mg/L	0.00040	96.20%
Ti 334.940	-10.3	0.0000 mg/L	0.00006	0.0000 mg/L	0.00006	594.78%
Ca 227.546	26.3	0.1768 mg/L	0.09834	0.1768 mg/L	0.09834	55.64%

Sequence No.: 10

Sample ID: MB-18177,18177

Analyst:

Initial Sample Wt:

Dilution:

Autosampler Location: 48

Date Collected: 5/20/2005 1:59:17 PM

Data Type: Original

Initial Sample Vol:

Sample Prep Vol:

## Mean Data: MB-18177,18177

Analyte	Mean Corrected Intensity	Calib Conc. Units	Std.Dev.	Sample Conc. Units	Std.Dev.	RSD
Al 308.215	484.5	0.0183 mg/L	0.00118	0.0183 mg/L	0.00118	6.43%
Cr 267.716	15.6	0.0004 mg/L	0.00013	0.0004 mg/L	0.00013	32.25%
Cu 324.752	177.3	0.0015 mg/L	0.00043	0.0015 mg/L	0.00043	29.17%
Fe 273.955	1380.4	0.0426 mg/L	0.00180	0.0426 mg/L	0.00180	4.23%
Mg 279.077	205.6	0.0097 mg/L	0.00129	0.0097 mg/L	0.00129	13.36%
Mn 257.610	710.7	0.0015 mg/L	0.00008	0.0015 mg/L	0.00008	5.09%
Ni 231.604	14.3	0.0010 mg/L	0.00007	0.0010 mg/L	0.00007	7.44%
Sb 206.836	3.3	0.0060 mg/L	0.00353	0.0060 mg/L	0.00353	58.75%
Tl 190.801	-2.7	-0.0061 mg/L	0.00683	-0.0061 mg/L	0.00683	112.46%
V 292.402	13.6	0.0001 mg/L	0.00014	0.0001 mg/L	0.00014	100.20%
Ti 334.940	162.1	0.0002 mg/L	0.00009	0.0002 mg/L	0.00009	38.43%
Ca 227.546	33.8	0.2264 mg/L	0.05991	0.2264 mg/L	0.05991	26.46%

Sequence No.: 11

Sample ID: LCS-18177,18177

Analyst:

Initial Sample Wt:

Dilution:

Autosampler Location: 49

Date Collected: 5/20/2005 2:02:26 PM

Data Type: Original

Initial Sample Vol:

Sample Prep Vol:

## Mean Data: LCS-18177,18177

Analyte	Mean Corrected		Calib	Std.Dev.	Sample		RSD
	Intensity	Conc.			Conc. Units	Std.Dev.	
Al 308.215	974603.9	36.759 mg/L		0.2472	36.759 mg/L	0.2472	0.67%
Cr 267.716	33562.6	0.8615 mg/L		0.00175	0.8615 mg/L	0.00175	0.20%
Cu 324.752	65929.3	0.5599 mg/L		0.00196	0.5599 mg/L	0.00196	0.35%
Fe 273.955	1675532.3	51.656 mg/L		0.4008	51.656 mg/L	0.4008	0.78%
Mg 279.077	282013.9	13.283 mg/L		0.0130	13.283 mg/L	0.0130	0.10%
Mn 257.610	857755.7	1.8170 mg/L		0.01659	1.8170 mg/L	0.01659	0.91%
Ni 231.604	14071.7	0.9363 mg/L		0.00053	0.9363 mg/L	0.00053	0.06%
Sb 206.836	92.6	0.1544 mg/L		0.00299	0.1544 mg/L	0.00299	1.94%
Tl 190.801	214.3	0.4872 mg/L		0.00538	0.4872 mg/L	0.00538	1.10%
V 292.402	35254.7	0.3733 mg/L		0.00139	0.3733 mg/L	0.00139	0.37%
Ti 334.940	895060.6	1.3062 mg/L		0.01187	1.3062 mg/L	0.01187	0.91%
Ca 227.546	3385.1	21.301 mg/L		0.0109	21.301 mg/L	0.0109	0.05%

Sequence No.: 12

Sample ID: D0523-01A,18177

Analyst:

Initial Sample Wt:

Dilution:

Autosampler Location: 50

Date Collected: 5/20/2005 2:05:40 PM

Data Type: Original

Initial Sample Vol:

Sample Prep Vol:

## Mean Data: D0523-01A,18177

Analyte	Mean Corrected		Calib	Std.Dev.	Sample		RSD
	Intensity	Conc.			Conc. Units	Std.Dev.	
Al 308.215	395519.4	14.914 mg/L		0.0619	14.914 mg/L	0.0619	0.42%
Cr 267.716	855.0	0.0219 mg/L		0.00005	0.0219 mg/L	0.00005	0.23%
Cu 324.752	2231.2	0.0271 mg/L		0.00042	0.0271 mg/L	0.00042	1.54%
Fe 273.955	1149794.4	35.455 mg/L		0.1199	35.455 mg/L	0.1199	0.34%
Mg 279.077	231976.5	10.928 mg/L		0.0258	10.928 mg/L	0.0258	0.24%
Mn 257.610	323350.8	0.6851 mg/L		0.00148	0.6851 mg/L	0.00148	0.22%
Ni 231.604	574.8	0.0430 mg/L		0.00001	0.0430 mg/L	0.00001	0.01%
Sb 206.836	3.7	0.0052 mg/L		0.00231	0.0052 mg/L	0.00231	44.19%
Tl 190.801	-5.3	-0.0054 mg/L		0.00123	-0.0054 mg/L	0.00123	22.95%
V 292.402	1953.0	0.0207 mg/L		0.00027	0.0207 mg/L	0.00027	1.29%
Ti 334.940	34770.5	0.0514 mg/L		0.00052	0.0514 mg/L	0.00052	1.00%
Ca 227.546	3396.9	21.903 mg/L		0.0428	21.903 mg/L	0.0428	0.20%

Sequence No.: 13

Sample ID: D0523-01ASD,18177

Analyst:

Initial Sample Wt:

Dilution:

Autosampler Location: 51

Date Collected: 5/20/2005 2:08:47 PM

Data Type: Original

Initial Sample Vol:

Sample Prep Vol:

## Mean Data: D0523-01ASD,18177

Analyte	Mean Corrected		Calib	Std.Dev.	Sample		RSD
	Intensity	Conc.			Conc. Units	Std.Dev.	
Al 308.215	1904207.2	71.805 mg/L		0.1203	71.805 mg/L	0.1203	0.17%
Cr 267.716	4070.1	0.1042 mg/L		0.00104	0.1042 mg/L	0.00104	0.99%
Cu 324.752	11014.4	0.1308 mg/L		0.00150	0.1308 mg/L	0.00150	1.15%
Fe 273.955	5294958.9	163.27 mg/L		0.179	163.27 mg/L	0.179	0.11%
Mg 279.077	1074875.9	50.638 mg/L		0.0946	50.638 mg/L	0.0946	0.19%
Mn 257.610	1502222.8	3.1826 mg/L		0.00360	3.1826 mg/L	0.00360	0.11%
Ni 231.604	2614.0	0.1959 mg/L		0.00097	0.1959 mg/L	0.00097	0.50%
Sb 206.836	2.1	-0.0034 mg/L		0.00655	-0.0034 mg/L	0.00655	190.83%
Tl 190.801	-11.0	0.0055 mg/L		0.00995	0.0055 mg/L	0.00995	181.36%
V 292.402	9015.4	0.0954 mg/L		0.00046	0.0954 mg/L	0.00046	0.48%
Ti 334.940	160516.7	0.2373 mg/L		0.00046	0.2373 mg/L	0.00046	0.19%
Ca 227.546	16681.0	107.85 mg/L		0.278	107.85 mg/L	0.278	0.26%

Sequence No.: 14

Sample ID: D0529-01B,18177

Analyst:

Initial Sample Wt:

Autosampler Location: 52

Date Collected: 5/20/2005 2:12:00 PM

Data Type: Original

Initial Sample Vol:

Dilution:

Sample Prep Vol:

Mean Data: D0529-01B,18177

Mean Corrected		Calib	Sample			
Analyte	Intensity	Conc. Units	Std.Dev.	Conc. Units	Std.Dev.	RSD
Al 308.215	1037995.9	39.142 mg/L	0.0726	39.142 mg/L	0.0726	0.19%
Cr 267.716	2245.8	0.0568 mg/L	0.00034	0.0568 mg/L	0.00034	0.60%
Cu 324.752	13408.6	0.1399 mg/L	0.00236	0.1399 mg/L	0.00236	1.69%
Fe 273.955	3774790.1	116.40 mg/L	0.398	116.40 mg/L	0.398	0.34%
Mg 279.077	1099564.8	51.837 mg/L	0.2022	51.837 mg/L	0.2022	0.39%
Mn 257.610	1622110.1	3.4367 mg/L	0.01943	3.4367 mg/L	0.01943	0.57%
Ni 231.604	1293.6	0.1013 mg/L	0.00057	0.1013 mg/L	0.00057	0.56%
Sb 206.836	-1.4	-0.0074 mg/L	0.01129	-0.0074 mg/L	0.01129	152.54%
Tl 190.801	-8.6	0.0033 mg/L	0.00071	0.0033 mg/L	0.00071	21.63%
V 292.402	7036.5	0.0744 mg/L	0.00014	0.0744 mg/L	0.00014	0.19%
Ti 334.940	167248.5	0.2516 mg/L	0.00134	0.2516 mg/L	0.00134	0.53%
Ca 227.546	40347.8	268.50 mg/L	2.033	268.50 mg/L	2.033	0.76%

Sequence No.: 15

Sample ID: D0529-01BDUP,18177

Analyst:

Initial Sample Wt:

Dilution:

Autosampler Location: 53

Date Collected: 5/20/2005 2:15:13 PM

Data Type: Original

Initial Sample Vol:

Sample Prep Vol:

Mean Data: D0529-01BDUP,18177

	Mean Corrected	Calib		Sample		
Analyte	Intensity	Conc. Units	Std.Dev.	Conc. Units	Std.Dev.	RSD
Al 308.215	867623.6	32.717 mg/L	0.1573	32.717 mg/L	0.1573	0.48%
Cr 267.716	1638.3	0.0417 mg/L	0.00015	0.0417 mg/L	0.00015	0.36%
Cu 324.752	11690.2	0.1195 mg/L	0.00054	0.1195 mg/L	0.00054	0.45%
Fe 273.955	2986431.4	92.090 mg/L	0.4478	92.090 mg/L	0.4478	0.49%
Mg 279.077	556103.2	26.194 mg/L	0.0954	26.194 mg/L	0.0954	0.36%
Mn 257.610	946910.1	2.0063 mg/L	0.01345	2.0063 mg/L	0.01345	0.67%
Ni 231.604	1095.3	0.0851 mg/L	0.00042	0.0851 mg/L	0.00042	0.49%
Sb 206.836	-1.8	-0.0071 mg/L	0.00861	-0.0071 mg/L	0.00861	121.89%
Tl 190.801	-7.9	-0.0011 mg/L	0.00113	-0.0011 mg/L	0.00113	104.73%
V 292.402	4471.0	0.0473 mg/L	0.00020	0.0473 mg/L	0.00020	0.42%
Ti 334.940	120204.7	0.1795 mg/L	0.00169	0.1795 mg/L	0.00169	0.94%
Ca 227.546	21660.8	143.34 mg/L	1.020	143.34 mg/L	1.020	0.71%

Sequence No.: 16

Sample ID: D0529-01BMS,18177

Analyst:

Initial Sample Wt:

Dilution:

Autosampler Location: 54

Date Collected: 5/20/2005 2:18:25 PM

Data Type: Original

Initial Sample Vol:

Sample Prep Vol:

Mean Data: D0529-01BMS,18177

Analyte	Mean Corrected		Calib	Std.Dev.	Sample		RSD
	Intensity	Conc. Units			Conc. Units	Std.Dev.	
Al 308.215	962521.1	36.308 mg/L	0.1867	36.308 mg/L	0.1867	0.51%	
Cr 267.716	10148.4	0.2600 mg/L	0.00064	0.2600 mg/L	0.00064	0.25%	
Cu 324.752	43389.1	0.3857 mg/L	0.00481	0.3857 mg/L	0.00481	1.25%	
Fe 273.955	3322792.0	102.44 mg/L	0.540	102.44 mg/L	0.540	0.53%	
Mg 279.077	803554.1	37.872 mg/L	0.2282	37.872 mg/L	0.2282	0.60%	
Mn 257.610	1469488.5	3.1136 mg/L	0.00068	3.1136 mg/L	0.00068	0.02%	
Ni 231.604	9199.4	0.6216 mg/L	0.00259	0.6216 mg/L	0.00259	0.42%	
Sb 206.836	27.4	0.0429 mg/L	0.00339	0.0429 mg/L	0.00339	7.90%	
Tl 190.801	15.2	0.0519 mg/L	0.00545	0.0519 mg/L	0.00545	10.49%	
V 292.402	56341.7	0.5949 mg/L	0.00029	0.5949 mg/L	0.00029	0.05%	
Ti 334.940	176676.8	0.2644 mg/L	0.00284	0.2644 mg/L	0.00284	1.07%	
Ca 227.546	35641.4	237.13 mg/L	2.117	237.13 mg/L	2.117	0.89%	

Sequence No.: 17

Sample ID: D0529-01BSD,18177

Analyst:

Autosampler Location: 55

Date Collected: 5/20/2005 2:21:37 PM

Data Type: Original

Initial Sample Wt:  
Dilution:

Initial Sample Vol:  
Sample Prep Vol:

-----  
Mean Data: D0529-01BSD,18177

	Mean Corrected	Calib		Sample		
Analyte	Intensity	Conc. Units	Std.Dev.	Conc. Units	Std.Dev.	RSD
Al 308.215	218352.7	8.2339 mg/L	0.06856	8.2339 mg/L	0.06856	0.83%
Cr 267.716	500.4	0.0127 mg/L	0.00003	0.0127 mg/L	0.00003	0.20%
Cu 324.752	2612.1	0.0280 mg/L	0.00011	0.0280 mg/L	0.00011	0.40%
Fe 273.955	832948.0	25.685 mg/L	0.2700	25.685 mg/L	0.2700	1.05%
Mg 279.077	243662.4	11.487 mg/L	0.1160	11.487 mg/L	0.1160	1.01%
Mn 257.610	352059.2	0.7459 mg/L	0.00865	0.7459 mg/L	0.00865	1.16%
Ni 231.604	293.8	0.0229 mg/L	0.00038	0.0229 mg/L	0.00038	1.67%
Sb 206.836	3.9	0.0061 mg/L	0.00947	0.0061 mg/L	0.00947	154.28%
Tl 190.801	-4.6	-0.0053 mg/L	0.00541	-0.0053 mg/L	0.00541	102.18%
V 292.402	1511.5	0.0160 mg/L	0.00030	0.0160 mg/L	0.00030	1.90%
Ti 334.940	35599.2	0.0535 mg/L	0.00036	0.0535 mg/L	0.00036	0.68%
Ca 227.546	8162.0	54.256 mg/L	0.0114	54.256 mg/L	0.0114	0.02%

Sequence No.: 18

Sample ID: D0529-01BPDS,18177

Analyst:

Initial Sample Wt:

Dilution:

Autosampler Location: 56

Date Collected: 5/20/2005 2:24:44 PM

Data Type: Original

Initial Sample Vol:

Sample Prep Vol:

-----  
Mean Data: D0529-01BPDS,18177

Analyte	Mean Corrected	Calib	Std.Dev.	Sample	Std.Dev.	RSD
	Intensity	Conc. Units		Conc. Units		
Al 308.215	1023780.8	38.608 mg/L	0.2769	38.608 mg/L	0.2769	0.72%
Cr 267.716	3034.4	0.0771 mg/L	0.00017	0.0771 mg/L	0.00017	0.22%
Cu 324.752	18798.0	0.1843 mg/L	0.00084	0.1843 mg/L	0.00084	0.46%
Fe 273.955	3725603.9	114.88 mg/L	0.857	114.88 mg/L	0.857	0.75%
Mg 279.077	1084208.9	51.112 mg/L	0.3897	51.112 mg/L	0.3897	0.76%
Mn 257.610	1598088.6	3.3858 mg/L	0.02339	3.3858 mg/L	0.02339	0.69%
Ni 231.604	2525.2	0.1825 mg/L	0.00019	0.1825 mg/L	0.00019	0.10%
Sb 206.836	75.4	0.1327 mg/L	0.00645	0.1327 mg/L	0.00645	4.86%
Tl 190.801	1.6	0.0254 mg/L	0.00836	0.0254 mg/L	0.00836	32.98%
V 292.402	17096.6	0.1805 mg/L	0.00099	0.1805 mg/L	0.00099	0.55%
Ti 334.940	161401.0	0.2429 mg/L	0.00033	0.2429 mg/L	0.00033	0.13%
Ca 227.546	39364.4	261.91 mg/L	0.528	261.91 mg/L	0.528	0.20%

Sequence No.: 19

Sample ID: MB-18176,18176

Analyst:

Initial Sample Wt:

Dilution:

Autosampler Location: 57

Date Collected: 5/20/2005 2:27:57 PM

Data Type: Original

Initial Sample Vol:

Sample Prep Vol:

-----  
Mean Data: MB-18176,18176

Analyte	Mean Corrected		Calib	Std.Dev.	Sample		RSD	
	Intensity	Conc.			Units	Conc.		Units
Al 308.215	659.6	0.0249	mg/L	0.00116	0.0249	mg/L	0.00116	4.67%
Cr 267.716	5.5	0.0001	mg/L	0.00002	0.0001	mg/L	0.00002	12.10%
Cu 324.752	-20.1	-0.0002	mg/L	0.00012	-0.0002	mg/L	0.00012	75.36%
Fe 273.955	865.9	0.0267	mg/L	0.00072	0.0267	mg/L	0.00072	2.70%
Mg 279.077	73.3	0.0034	mg/L	0.00225	0.0034	mg/L	0.00225	65.13%
Mn 257.610	699.3	0.0015	mg/L	0.00007	0.0015	mg/L	0.00007	4.93%
Ni 231.604	3.6	0.0002	mg/L	0.00003	0.0002	mg/L	0.00003	12.05%
Sb 206.836	1.9	0.0035	mg/L	0.00047	0.0035	mg/L	0.00047	13.39%
Tl 190.801	-6.9	-0.0153	mg/L	0.01173	-0.0153	mg/L	0.01173	76.55%
V 292.402	-29.0	-0.0003	mg/L	0.00055	-0.0003	mg/L	0.00055	178.65%
Ti 334.940	135.8	0.0002	mg/L	0.00000	0.0002	mg/L	0.00000	1.89%
Ca 227.546	38.8	0.2605	mg/L	0.10476	0.2605	mg/L	0.10476	40.21%

Sequence No.: 20

Sample ID: CCV

Autosampler Location: 3

Date Collected: 5/20/2005 2:31:03 PM

Analyst:  
Initial Sample Wt:  
Dilution:

Data Type: Original  
Initial Sample Vol:  
Sample Prep Vol:

## Mean Data: CCV

Analyte	Mean Corrected Intensity	Calib Conc. Units	Std.Dev.	Sample Conc. Units	Std.Dev.	RSD
Al 308.215	281882.6	10.695 mg/L	0.0327	10.695 mg/L	0.0327	0.31%
Cr 267.716	43724.0	1.1230 mg/L	0.00510	1.1230 mg/L	0.00510	0.45%
Cu 324.752	146313.7	1.2180 mg/L	0.00820	1.2180 mg/L	0.00820	0.67%
Fe 273.955	179440.3	5.4498 mg/L	0.01930	5.4498 mg/L	0.01930	0.35%
Mg 279.077	579556.5	27.364 mg/L	0.3059	27.364 mg/L	0.3059	1.12%
Mn 257.610	1256788.7	2.6632 mg/L	0.03102	2.6632 mg/L	0.03102	1.16%
Ni 231.604	41961.8	2.7721 mg/L	0.00328	2.7721 mg/L	0.00328	0.12%
Sb 206.836	298.5	0.5297 mg/L	0.00844	0.5297 mg/L	0.00844	1.59%
Tl 190.801	226.7	0.5036 mg/L	0.00428	0.5036 mg/L	0.00428	0.85%
V 292.402	258670.8	2.7310 mg/L	0.02419	2.7310 mg/L	0.02419	0.89%
Ti 334.940	249.4	0.0008 mg/L	0.00006	0.0008 mg/L	0.00006	7.43%
Ca 227.546	3972.0	26.276 mg/L	0.0025	26.276 mg/L	0.0025	0.01%

Sequence No.: 21  
Sample ID: CCB  
Analyst:  
Initial Sample Wt:  
Dilution:

Autosampler Location: 4  
Date Collected: 5/20/2005 2:34:15 PM  
Data Type: Original  
Initial Sample Vol:  
Sample Prep Vol:

## Mean Data: CCB

Analyte	Mean Corrected Intensity	Calib Conc. Units	Std.Dev.	Sample Conc. Units	Std.Dev.	RSD
Al 308.215	539.8	0.0204 mg/L	0.00241	0.0204 mg/L	0.00241	11.84%
Cr 267.716	6.0	0.0002 mg/L	0.00028	0.0002 mg/L	0.00028	184.07%
Cu 324.752	-11.8	-0.0001 mg/L	0.00017	-0.0001 mg/L	0.00017	175.76%
Fe 273.955	124.3	0.0038 mg/L	0.00197	0.0038 mg/L	0.00197	51.51%
Mg 279.077	-58.2	-0.0027 mg/L	0.00068	-0.0027 mg/L	0.00068	24.76%
Mn 257.610	90.5	0.0002 mg/L	0.00002	0.0002 mg/L	0.00002	9.75%
Ni 231.604	3.8	0.0003 mg/L	0.00013	0.0003 mg/L	0.00013	52.69%
Sb 206.836	3.1	0.0057 mg/L	0.00240	0.0057 mg/L	0.00240	42.14%
Tl 190.801	-4.4	-0.0099 mg/L	0.00416	-0.0099 mg/L	0.00416	41.99%
V 292.402	1.4	0.0000 mg/L	0.00018	0.0000 mg/L	0.00018	>999.9%
Ti 334.940	-20.4	0.0000 mg/L	0.00005	0.0000 mg/L	0.00005	168.52%
Ca 227.546	11.9	0.0803 mg/L	0.04614	0.0803 mg/L	0.04614	57.45%

Sequence No.: 22  
Sample ID: LCS-18176,18176  
Analyst:  
Initial Sample Wt:  
Dilution:

Autosampler Location: 58  
Date Collected: 5/20/2005 2:37:21 PM  
Data Type: Original  
Initial Sample Vol:  
Sample Prep Vol:

## Mean Data: LCS-18176,18176

Analyte	Mean Corrected Intensity	Calib Conc. Units	Std.Dev.	Sample Conc. Units	Std.Dev.	RSD
Al 308.215	260886.0	9.8974 mg/L	0.06032	9.8974 mg/L	0.06032	0.61%
Cr 267.716	40311.6	1.0354 mg/L	0.00533	1.0354 mg/L	0.00533	0.51%
Cu 324.752	136835.7	1.1391 mg/L	0.00461	1.1391 mg/L	0.00461	0.40%
Fe 273.955	167015.3	5.0739 mg/L	0.03346	5.0739 mg/L	0.03346	0.66%
Mg 279.077	549952.6	25.966 mg/L	0.3594	25.966 mg/L	0.3594	1.38%
Mn 257.610	1189803.8	2.5212 mg/L	0.04072	2.5212 mg/L	0.04072	1.62%
Ni 231.604	39276.2	2.5947 mg/L	0.01414	2.5947 mg/L	0.01414	0.55%
Sb 206.836	300.0	0.5336 mg/L	0.01051	0.5336 mg/L	0.01051	1.97%
Tl 190.801	212.8	0.4730 mg/L	0.00709	0.4730 mg/L	0.00709	1.50%
V 292.402	236250.7	2.4943 mg/L	0.01002	2.4943 mg/L	0.01002	0.40%
Ti 334.940	-100.4	0.0002 mg/L	0.00005	0.0002 mg/L	0.00005	21.55%
Ca 227.546	3681.2	24.353 mg/L	0.0414	24.353 mg/L	0.0414	0.17%

Sequence No.: 23

Autosampler Location: 59

Sample ID: D0529-03D,18176

Date Collected: 5/20/2005 2:40:33 PM

Analyst:

Data Type: Original

Initial Sample Wt:

Initial Sample Vol:

Dilution:

Sample Prep Vol:

Mean Data: D0529-03D,18176

Analyte	Mean Corrected		Calib	Std.Dev.	Sample		Std.Dev.	RSD
	Intensity	Conc. Units			Conc. Units			
Al 308.215	637.0	0.0240 mg/L	0.00445	0.00445	0.0240 mg/L	0.00445	18.54%	
Cr 267.716	14.5	0.0004 mg/L	0.00003	0.00003	0.0004 mg/L	0.00003	9.01%	
Cu 324.752	67.6	0.0006 mg/L	0.00026	0.00026	0.0006 mg/L	0.00026	45.59%	
Fe 273.955	532.1	0.0164 mg/L	0.00160	0.00160	0.0164 mg/L	0.00160	9.73%	
Mg 279.077	163.6	0.0077 mg/L	0.00358	0.00358	0.0077 mg/L	0.00358	46.45%	
Mn 257.610	804.2	0.0017 mg/L	0.00003	0.00003	0.0017 mg/L	0.00003	1.95%	
Ni 231.604	2.8	0.0002 mg/L	0.00029	0.00029	0.0002 mg/L	0.00029	151.81%	
Sb 206.836	1.4	0.0025 mg/L	0.00193	0.00193	0.0025 mg/L	0.00193	76.02%	
Tl 190.801	-3.0	-0.0066 mg/L	0.00449	0.00449	-0.0066 mg/L	0.00449	68.05%	
V 292.402	0.7	0.0000 mg/L	0.00022	0.00022	0.0000 mg/L	0.00022	>999.9%	
Ti 334.940	101.3	0.0002 mg/L	0.00006	0.00006	0.0002 mg/L	0.00006	41.12%	
Ca 227.546	50.3	0.3381 mg/L	0.04479	0.04479	0.3381 mg/L	0.04479	13.25%	

Sequence No.: 24

Autosampler Location: 60

Sample ID: D0529-03DSD,18176

Date Collected: 5/20/2005 2:43:40 PM

Analyst:

Data Type: Original

Initial Sample Wt:

Initial Sample Vol:

Dilution:

Sample Prep Vol:

Mean Data: D0529-03DSD,18176

Analyte	Mean Corrected		Calib	Std.Dev.	Sample		Std.Dev.	RSD
	Intensity	Conc. Units			Conc. Units			
Al 308.215	1382.8	0.0521 mg/L	0.00055	0.00055	0.0521 mg/L	0.00055	1.06%	
Cr 267.716	-1.9	0.0000 mg/L	0.00005	0.00005	0.0000 mg/L	0.00005	94.00%	
Cu 324.752	-28.0	-0.0002 mg/L	0.00063	0.00063	-0.0002 mg/L	0.00063	273.16%	
Fe 273.955	150.7	0.0047 mg/L	0.00107	0.00107	0.0047 mg/L	0.00107	22.94%	
Mg 279.077	91.5	0.0043 mg/L	0.00230	0.00230	0.0043 mg/L	0.00230	53.23%	
Mn 257.610	175.0	0.0004 mg/L	0.00016	0.00016	0.0004 mg/L	0.00016	43.44%	
Ni 231.604	-0.8	-0.0001 mg/L	0.00020	0.00020	-0.0001 mg/L	0.00020	373.10%	
Sb 206.836	-1.2	-0.0022 mg/L	0.00121	0.00121	-0.0022 mg/L	0.00121	56.11%	
Tl 190.801	-3.9	-0.0087 mg/L	0.00029	0.00029	-0.0087 mg/L	0.00029	3.38%	
V 292.402	-17.8	-0.0002 mg/L	0.00033	0.00033	-0.0002 mg/L	0.00033	173.16%	
Ti 334.940	29.4	0.0000 mg/L	0.00004	0.00004	0.0000 mg/L	0.00004	82.07%	
Ca 227.546	13.7	0.0922 mg/L	0.02821	0.02821	0.0922 mg/L	0.02821	30.59%	

Sequence No.: 25

Autosampler Location: 61

Sample ID: D0565-01C,18176

Date Collected: 5/20/2005 2:46:51 PM

Analyst:

Data Type: Original

Initial Sample Wt:

Initial Sample Vol:

Dilution:

Sample Prep Vol:

Mean Data: D0565-01C,18176

Analyte	Mean Corrected		Calib	Std.Dev.	Sample		Std.Dev.	RSD
	Intensity	Conc. Units			Conc. Units			
Al 308.215	1104.8	0.0417 mg/L	0.00379	0.00379	0.0417 mg/L	0.00379	9.09%	
Cr 267.716	27.7	0.0003 mg/L	0.00005	0.00005	0.0003 mg/L	0.00005	17.34%	
Cu 324.752	262.9	0.0022 mg/L	0.00010	0.00010	0.0022 mg/L	0.00010	4.51%	
Fe 273.955	4728.6	0.1458 mg/L	0.00146	0.00146	0.1458 mg/L	0.00146	1.00%	
Mg 279.077	88212.5	4.1684 mg/L	0.00246	0.00246	4.1684 mg/L	0.00246	0.06%	
Mn 257.610	612780.6	1.2987 mg/L	0.00005	0.00005	1.2987 mg/L	0.00005	0.00%	
Ni 231.604	14.0	0.0008 mg/L	0.00023	0.00023	0.0008 mg/L	0.00023	29.00%	
Sb 206.836	1.0	0.0020 mg/L	0.00253	0.00253	0.0020 mg/L	0.00253	126.89%	
Tl 190.801	-2.9	-0.0035 mg/L	0.00269	0.00269	-0.0035 mg/L	0.00269	77.74%	
V 292.402	-0.5	0.0001 mg/L	0.00051	0.00051	0.0001 mg/L	0.00051	756.96%	
Ti 334.940	-496.7	-0.0001 mg/L	0.00008	0.00008	-0.0001 mg/L	0.00008	94.55%	
Ca 227.546	3395.8	22.855 mg/L	0.1931	0.1931	22.855 mg/L	0.1931	0.84%	



Sequence No.: 26  
 Sample ID: D0565-01CSD,18176  
 Analyst:  
 Initial Sample Wt:  
 Dilution:

Autosampler Location: 62  
 Date Collected: 5/20/2005 2:49:59 PM  
 Data Type: Original  
 Initial Sample Vol:  
 Sample Prep Vol:

-----  
 Mean Data: D0565-01CSD,18176

Analyte	Mean Corrected Intensity	Conc. Units	Calib	Std.Dev.	Sample Conc. Units	Std.Dev.	RSD
Al 308.215	743.7	0.0280	mg/L	0.00237	0.0280 mg/L	0.00237	8.45%
Cr 267.716	5.5	0.0001	mg/L	0.00021	0.0001 mg/L	0.00021	363.03%
Cu 324.752	11.4	0.0001	mg/L	0.00081	0.0001 mg/L	0.00081	760.35%
Fe 273.955	1146.0	0.0353	mg/L	0.00024	0.0353 mg/L	0.00024	0.67%
Mg 279.077	18164.7	0.8584	mg/L	0.00115	0.8584 mg/L	0.00115	0.13%
Mn 257.610	127049.5	0.2693	mg/L	0.00026	0.2693 mg/L	0.00026	0.10%
Ni 231.604	2.6	0.0002	mg/L	0.00020	0.0002 mg/L	0.00020	127.54%
Sb 206.836	0.3	0.0005	mg/L	0.00568	0.0005 mg/L	0.00568	>999.9%
Tl 190.801	-5.7	-0.0120	mg/L	0.00239	-0.0120 mg/L	0.00239	19.87%
V 292.402	10.8	0.0001	mg/L	0.00008	0.0001 mg/L	0.00008	58.64%
Ti 334.940	-171.8	-0.0001	mg/L	0.00003	-0.0001 mg/L	0.00003	25.45%
Ca 227.546	671.1	4.5166	mg/L	0.07947	4.5166 mg/L	0.07947	1.76%

Sequence No.: 27  
 Sample ID: CRI  
 Analyst:  
 Initial Sample Wt:  
 Dilution:

Autosampler Location: 7  
 Date Collected: 5/20/2005 2:53:09 PM  
 Data Type: Original  
 Initial Sample Vol:  
 Sample Prep Vol:

-----  
 Mean Data: CRI

Analyte	Mean Corrected Intensity	Conc. Units	Calib	Std.Dev.	Sample Conc. Units	Std.Dev.	RSD
Al 308.215	418.2	0.0184	mg/L	0.00130	0.0184 mg/L	0.00130	7.05%
Cr 267.716	902.6	0.0232	mg/L	0.00013	0.0232 mg/L	0.00013	0.54%
Cu 324.752	6131.3	0.0510	mg/L	0.00042	0.0510 mg/L	0.00042	0.82%
Fe 273.955	262.8	0.0047	mg/L	0.00047	0.0047 mg/L	0.00047	10.04%
Mg 279.077	-27.3	-0.0012	mg/L	0.00327	-0.0012 mg/L	0.00327	278.70%
Mn 257.610	16863.8	0.0357	mg/L	0.00006	0.0357 mg/L	0.00006	0.18%
Ni 231.604	1460.2	0.0964	mg/L	0.00031	0.0964 mg/L	0.00031	0.33%
Sb 206.836	71.6	0.1304	mg/L	0.00111	0.1304 mg/L	0.00111	0.85%
Tl 190.801	4.6	0.0100	mg/L	0.00418	0.0100 mg/L	0.00418	41.95%
V 292.402	10458.9	0.1104	mg/L	0.00113	0.1104 mg/L	0.00113	1.03%
Ti 334.940	-35.7	-0.0001	mg/L	0.00009	-0.0001 mg/L	0.00009	167.17%
Ca 227.546	22.8	0.1416	mg/L	0.02649	0.1416 mg/L	0.02649	18.71%

Sequence No.: 28  
 Sample ID: ICSA  
 Analyst:  
 Initial Sample Wt:  
 Dilution:

Autosampler Location: 5  
 Date Collected: 5/20/2005 2:56:13 PM  
 Data Type: Original  
 Initial Sample Vol:  
 Sample Prep Vol:

-----  
 Mean Data: ICSA

Analyte	Mean Corrected Intensity	Conc. Units	Calib	Std.Dev.	Sample Conc. Units	Std.Dev.	RSD
Al 308.215	12720010.9	479.64	mg/L	1.591	479.64 mg/L	1.591	0.33%
Cr 267.716	-91.1	-0.0025	mg/L	0.00004	-0.0025 mg/L	0.00004	1.52%
Cu 324.752	-6523.0	-0.0224	mg/L	0.00019	-0.0224 mg/L	0.00019	0.85%
Fe 273.955	5912855.4	182.33	mg/L	0.557	182.33 mg/L	0.557	0.31%
Mg 279.077	9941971.7	469.19	mg/L	1.168	469.19 mg/L	1.168	0.25%
Mn 257.610	4217.4	-0.0022	mg/L	0.00014	-0.0022 mg/L	0.00014	6.22%
Saturated outside survey window (code 6)							
Ni 231.604	56.2	0.0287	mg/L	0.00010	0.0287 mg/L	0.00010	0.34%
Sb 206.836	-0.5	-0.0076	mg/L	0.01296	-0.0076 mg/L	0.01296	171.65%
Tl 190.801	-11.6	0.0025	mg/L	0.00035	0.0025 mg/L	0.00035	13.91%
V 292.402	200.6	0.0021	mg/L	0.00000	0.0021 mg/L	0.00000	0.18%
Ti 334.940	-9618.0	0.0001	mg/L	0.00013	0.0001 mg/L	0.00013	93.21%
Ca 227.546	74889.0	499.22	mg/L	0.843	499.22 mg/L	0.843	0.17%

Sequence No.: 29  
 Sample ID: ICSAB  
 Analyst:  
 Initial Sample Wt:  
 Dilution:

Autosampler Location: 6  
 Date Collected: 5/20/2005 2:59:29 PM  
 Data Type: Original  
 Initial Sample Vol:  
 Sample Prep Vol:

## Mean Data: ICSAB

Analyte	Mean Corrected	Calib	Std.Dev.	Sample	Std.Dev.	RSD
	Intensity	Conc. Units		Conc. Units		
Al 308.215	12779416.5	481.89 mg/L	1.172	481.89 mg/L	1.172	0.24%
Cr 267.716	18876.9	0.4846 mg/L	0.00375	0.4846 mg/L	0.00375	0.77%
Cu 324.752	50794.7	0.4545 mg/L	0.00211	0.4545 mg/L	0.00211	0.46%
Fe 273.955	5961277.6	183.81 mg/L	0.575	183.81 mg/L	0.575	0.31%
Mg 279.077	10008461.0	472.33 mg/L	1.672	472.33 mg/L	1.672	0.35%
Mn 257.610	229637.6	0.4755 mg/L	0.00017	0.4755 mg/L	0.00017	0.04%
Saturated outside survey window (code 6)						
Ni 231.604	13613.3	0.9243 mg/L	0.00224	0.9243 mg/L	0.00224	0.24%
Sb 206.836	346.9	0.6194 mg/L	0.00233	0.6194 mg/L	0.00233	0.38%
Tl 190.801	21.9	0.0769 mg/L	0.00358	0.0769 mg/L	0.00358	4.65%
V 292.402	46124.4	0.4877 mg/L	0.00183	0.4877 mg/L	0.00183	0.38%
Ti 334.940	-9739.0	-0.0002 mg/L	0.00006	-0.0002 mg/L	0.00006	35.58%
Ca 227.546	75035.0	500.09 mg/L	0.334	500.09 mg/L	0.334	0.07%

Sequence No.: 30  
 Sample ID: CCV  
 Analyst:  
 Initial Sample Wt:  
 Dilution:

Autosampler Location: 3  
 Date Collected: 5/20/2005 3:02:40 PM  
 Data Type: Original  
 Initial Sample Vol:  
 Sample Prep Vol:

## Mean Data: CCV

Analyte	Mean Corrected	Calib	Std.Dev.	Sample	Std.Dev.	RSD
	Intensity	Conc. Units		Conc. Units		
Al 308.215	285679.1	10.839 mg/L	0.1037	10.839 mg/L	0.1037	0.96%
Cr 267.716	44219.9	1.1358 mg/L	0.00991	1.1358 mg/L	0.00991	0.87%
Cu 324.752	151450.6	1.2607 mg/L	0.01607	1.2607 mg/L	0.01607	1.27%
Fe 273.955	183030.4	5.5593 mg/L	0.06471	5.5593 mg/L	0.06471	1.16%
Mg 279.077	594049.5	28.048 mg/L	0.2737	28.048 mg/L	0.2737	0.98%
Mn 257.610	1293672.8	2.7413 mg/L	0.02226	2.7413 mg/L	0.02226	0.81%
Ni 231.604	42687.9	2.8201 mg/L	0.03601	2.8201 mg/L	0.03601	1.28%
Sb 206.836	302.1	0.5360 mg/L	0.00439	0.5360 mg/L	0.00439	0.82%
Tl 190.801	232.8	0.5172 mg/L	0.00088	0.5172 mg/L	0.00088	0.17%
V 292.402	262329.4	2.7696 mg/L	0.03362	2.7696 mg/L	0.03362	1.21%
Ti 334.940	332.0	0.0009 mg/L	0.00005	0.0009 mg/L	0.00005	5.37%
Ca 227.546	3978.9	26.314 mg/L	0.1005	26.314 mg/L	0.1005	0.38%

Sequence No.: 31  
 Sample ID: CCB  
 Analyst:  
 Initial Sample Wt:  
 Dilution:

Autosampler Location: 4  
 Date Collected: 5/20/2005 3:05:51 PM  
 Data Type: Original  
 Initial Sample Vol:  
 Sample Prep Vol:

## Mean Data: CCB

Analyte	Mean Corrected		Calib	Std.Dev.	Sample		RSD
	Intensity	Conc. Units			Conc. Units	Std.Dev.	
Al 308.215	522.4	0.0197 mg/L	0.00497	0.0197 mg/L	0.00497	25.20%	
Cr 267.716	7.9	0.0002 mg/L	0.00000	0.0002 mg/L	0.00000	0.29%	
Cu 324.752	11.1	0.0001 mg/L	0.00043	0.0001 mg/L	0.00043	458.42%	
Fe 273.955	151.4	0.0047 mg/L	0.00132	0.0047 mg/L	0.00132	28.46%	
Mg 279.077	84.0	0.0040 mg/L	0.00618	0.0040 mg/L	0.00618	155.98%	
Mn 257.610	81.2	0.0002 mg/L	0.00002	0.0002 mg/L	0.00002	12.15%	
Ni 231.604	2.3	0.0002 mg/L	0.00037	0.0002 mg/L	0.00037	238.39%	
Sb 206.836	1.9	0.0035 mg/L	0.00078	0.0035 mg/L	0.00078	22.07%	
Tl 190.801	-4.4	-0.0097 mg/L	0.00831	-0.0097 mg/L	0.00831	85.35%	
V 292.402	47.6	0.0005 mg/L	0.00020	0.0005 mg/L	0.00020	39.01%	

Ti 334.940	-33.9	0.0000 mg/L	0.00017	0.0000 mg/L	0.00017 358.50%
Ca 227.546	6.7	0.0450 mg/L	0.03990	0.0450 mg/L	0.03990 88.62%

Element: Hg Seq. No.: 5 AS Loc.: 5 Date: 05/18/2005  
Sample ID: S5.0

Repl #	SampleConc µg/L	StndConc µg/L	BlkCorr Signal	Peak Area	Peak Height	Time	Peak Stored
1			0.1106	0.5427	0.1109	03:20:30	Yes
2			0.1100	0.5419	0.1102	03:20:59	Yes
Mean:			0.1103				
SD :			0.0005				
%RSD:			0.4232				

[Hg] Standard number 4 applied. [5.00]  
Correlation Coefficient: 0.99930 Slope: 0.02230

Element: Hg Seq. No.: 6 AS Loc.: 6 Date: 05/18/2005  
Sample ID: S10.0

Repl #	SampleConc µg/L	StndConc µg/L	BlkCorr Signal	Peak Area	Peak Height	Time	Peak Stored
1			0.2408	1.2057	0.2411	03:21:50	Yes
2			-0.0003	-0.0113	-0.0001	03:22:20	Yes
Mean:			0.1202				
SD :			0.1705				
%RSD:			141.8229				

[Hg] Standard number 5 applied. [10.00]  
Correlation Coefficient: 0.91142 Slope: 0.01570

## Calibration data for Hg

Standard ID	Mean Signal (Pk Height)	Entered Concentration (µg/L)	Calculated Concentration (µg/L)	Standard Deviation	%RSD
S0	0.0002	--	----	----	----
S0.2	0.0038	0.20	0.24	0.000	6.6
S1.0	0.0227	1.00	1.44	0.000	----
S2.0	0.0473	2.00	3.01	0.000	----
S5.0	0.1103	5.00	7.03	0.000	0.4
S10.0	0.1202	10.00	7.66	0.171	141.8

Correlation Coefficient: 0.91142 Slope: 0.01570 ----

Element: Hg Seq. No.: 7 AS Loc.: 7 Date: 05/18/2005  
Sample ID: ICV

Repl #	SampleConc µg/L	StndConc µg/L	BlkCorr Signal	Peak Area	Peak Height	Time	Peak Stored
1	2.99	2.99	0.0470	0.2350	0.0472	03:23:10	Yes

Method Name: Mercury-ILM  
Method Description: Mercury  
Element: Hg

Date: 05/18/2005  
Technique: FI-MHS  
Calibration Type:  
Hg, Zero Intercept: Linear  
Wavelength: 253.7 nm  
Sample Info Name: QW.SIF

Results Data Set Name: HY0505182

Element: Hg Seq. No.: 1 AS Loc.: 1 Date: 05/18/2005  
Sample ID: S0

Repl #	SampleConc µg/L	StndConc µg/L	BlkCorr Signal	Peak Area	Peak Height	Time	Peak Stored
--------	--------------------	------------------	-------------------	--------------	----------------	------	----------------

1 0.0000 0.0001 0.0000 03:25:24 Yes  
 2 0.0000 0.0001 0.0000 03:25:53 Yes  
 Mean: 0.0000  
 SD : 0.0000  
 %RSD: 11.8929  
 Auto-zero performed.

=====  
 Element: Hg Seq. No.: 2 AS Loc.: 2 Date: 05/18/2005  
 Sample ID: S0.2

Repl #	SampleConc µg/L	StndConc µg/L	Blncorr Signal	Peak Area	Peak Height	Time	Peak Stored
1			0.0052	0.0221	0.0052	03:26:43	Yes
2			0.0052	0.0227	0.0053	03:27:13	Yes
Mean:			0.0052				
SD :			0.0001				
%RSD:			1.1523				

[Hg] Standard number 1 applied. [0.20]  
 Correlation Coefficient: 1.00000 Slope: 0.02598

=====  
 Element: Hg Seq. No.: 3 AS Loc.: 3 Date: 05/18/2005  
 Sample ID: S1.0

Repl #	SampleConc µg/L	StndConc µg/L	Blncorr Signal	Peak Area	Peak Height	Time	Peak Stored
1			0.0229	0.1105	0.0230	03:28:04	Yes
2			0.0228	0.1102	0.0229	03:28:33	Yes
Mean:			0.0229				
SD :			0.0001				
%RSD:			0.3841				

[Hg] Standard number 2 applied. [1.00]  
 Correlation Coefficient: 0.99891 Slope: 0.02302

=====  
 Element: Hg Seq. No.: 4 AS Loc.: 4 Date: 05/18/2005  
 Sample ID: S2.0

Repl #	SampleConc µg/L	StndConc µg/L	Blncorr Signal	Peak Area	Peak Height	Time	Peak Stored
1			0.0474	0.2320	0.0474	03:29:24	Yes
2			0.0475	0.2323	0.0475	03:29:53	Yes
Mean:			0.0474				
SD :			0.0001				
%RSD:			0.1821				

[Hg] Standard number 3 applied. [2.00]  
 Correlation Coefficient: 0.99957 Slope: 0.02357

=====  
 Element: Hg Seq. No.: 5 AS Loc.: 5 Date: 05/18/2005  
 Sample ID: S5.0

Repl #	SampleConc µg/L	StndConc µg/L	Blncorr Signal	Peak Area	Peak Height	Time	Peak Stored
1			0.1113	0.5431	0.1114	03:30:44	Yes
2			0.1107	0.5405	0.1108	03:31:13	Yes
Mean:			0.1110				
SD :			0.0004				
%RSD:			0.3925				

[Hg] Standard number 4 applied. [5.00]  
 Correlation Coefficient: 0.99936 Slope: 0.02245

=====  
 Element: Hg Seq. No.: 6 AS Loc.: 6 Date: 05/18/2005  
 Sample ID: S10.0

Repl #	SampleConc µg/L	StndConc µg/L	Blncorr Signal	Peak Area	Peak Height	Time	Peak Stored
1			0.2412	1.1982	0.2412	03:32:04	Yes
2			0.2412	1.1934	0.2412	03:32:33	Yes
Mean:			0.2412				
SD :			0.0000				
%RSD:							

[Hg] Standard number 5 applied. [10.00]  
Correlation Coefficient: 0.99897      Slope: 0.02375

## Calibration data for Hg

Standard ID	Mean Signal (Pk Height)	Entered Concentration (µg/L)	Calculated Concentration (µg/L)	Standard Deviation	%RSD
S0	0.0000	--	--	----	----
S0.2	0.0052	0.20	0.22	0.000	1.2
S1.0	0.0229	1.00	0.96	0.000	0.4
S2.0	0.0474	2.00	2.00	0.000	0.2
S5.0	0.1110	5.00	4.67	0.000	0.4
S10.0	0.2412	10.00	10.15	0.000	----
Correlation Coefficient: 0.99897		Slope:	0.02375	----	

=====  
Element: Hg    Seq. No.: 7      AS Loc.: 7    Date: 05/18/2005  
Sample ID: ICV

Repl #	SampleConc µg/L	StndConc µg/L	Blncorr Signal	Peak Area	Peak Height	Time	Peak Stored
1	2.04	2.04	0.0485	0.2319	0.0485	03:33:23	Yes
2	2.03	2.03	0.0482	0.2311	0.0482	03:33:52	Yes
Mean:	2.03	2.03	0.0483				
SD :	0.008	0.008	0.0002				
%RSD:	0.4	0.4	0.4028				

QC value within specified limits.

=====  
Element: Hg    Seq. No.: 8      AS Loc.: 1    Date: 05/18/2005  
Sample ID: ICB

Repl #	SampleConc µg/L	StndConc µg/L	Blncorr Signal	Peak Area	Peak Height	Time	Peak Stored
1	0.00	0.00	0.0000	0.0002	0.0001	03:34:44	Yes
2	0.00	0.00	0.0001	0.0004	0.0001	03:35:13	Yes
Mean:	0.00	0.00	0.0000				
SD :	0.002	0.002	0.0000				
%RSD:	84.2	84.2	84.2059				

QC value within specified limits.

=====  
Element: Hg    Seq. No.: 9      AS Loc.: 9    Date: 05/18/2005  
Sample ID: CRA

Repl #	SampleConc µg/L	StndConc µg/L	Blncorr Signal	Peak Area	Peak Height	Time	Peak Stored
1	0.22	0.22	0.0051	0.0251	0.0051	03:36:03	Yes
2	0.21	0.21	0.0051	0.0247	0.0051	03:36:33	Yes
Mean:	0.21	0.21	0.0051				
SD :	0.001	0.001	0.0000				
%RSD:	0.3	0.3	0.2660				

=====  
Element: Hg    Seq. No.: 10      AS Loc.: 10    Date: 05/18/2005  
Sample ID: CCV

Repl #	SampleConc µg/L	StndConc µg/L	Blncorr Signal	Peak Area	Peak Height	Time	Peak Stored
--------	--------------------	------------------	-------------------	--------------	----------------	------	----------------

#	µg/L	µg/L	Signal	Area	Height	Stored
1	4.69	4.69	0.1113	0.5460	0.1114	03:37:22 Yes
2	4.68	4.68	0.1111	0.5438	0.1111	03:37:52 Yes
Mean:	4.68	4.68	0.1112			
SD :	0.009	0.009	0.0002			
%RSD:	0.2	0.2	0.1816			

=====  
 Element: Hg Seq. No.: 11 AS Loc.: 11 Date: 05/18/2005  
 Sample ID: CCB

Repl #	SampleConc µg/L	StdConc µg/L	BlncCorr Signal	Peak Area	Peak Height	Time	Peak Stored
1	0.00	0.00	0.0000	-0.0005	0.0000	03:38:42	Yes
2	0.00	0.00	0.0000	-0.0002	0.0000	03:39:11	Yes
Mean:	0.00	0.00	0.0000				
SD :	0.001	0.001	0.0000				
%RSD:	136.4	136.4	136.3836				

=====  
 Element: Hg Seq. No.: 12 AS Loc.: 12 Date: 05/18/2005  
 Sample ID: MB-18173

Repl #	SampleConc µg/L	StdConc µg/L	BlncCorr Signal	Peak Area	Peak Height	Time	Peak Stored
1	0.00	0.00	0.0000	0.0007	0.0001	03:40:01	Yes
2	0.00	0.00	0.0000	-0.0003	0.0000	03:40:30	Yes
Mean:	0.00	0.00	0.0000				
SD :	0.002	0.002	0.0000				
%RSD:	716.0	716.0	715.9548				

=====  
 Element: Hg Seq. No.: 13 AS Loc.: 13 Date: 05/18/2005  
 Sample ID: D0529-03D

Repl #	SampleConc µg/L	StdConc µg/L	BlncCorr Signal	Peak Area	Peak Height	Time	Peak Stored
1	0.00	0.00	-0.0001	-0.0006	0.0000	03:41:20	Yes
2	0.00	0.00	0.0000	-0.0008	0.0000	03:41:50	Yes
Mean:	0.00	0.00	0.0000				
SD :	0.001	0.001	0.0000				
%RSD:	46.1	46.1	46.1020				

=====  
 Element: Hg Seq. No.: 14 AS Loc.: 14 Date: 05/18/2005  
 Sample ID: D0565-01C

Repl #	SampleConc µg/L	StdConc µg/L	BlncCorr Signal	Peak Area	Peak Height	Time	Peak Stored
1	0.00	0.00	0.0001	0.0011	0.0001	03:42:40	Yes
2	0.00	0.00	0.0000	-0.0001	0.0000	03:43:09	Yes
Mean:	0.00	0.00	0.0000				
SD :	0.003	0.003	0.0001				
%RSD:	164.5	164.5	164.4561				

=====  
 Element: Hg Seq. No.: 15 AS Loc.: 15 Date: 05/18/2005  
 Sample ID: D0565-01CDUP

Repl #	SampleConc µg/L	StdConc µg/L	BlncCorr Signal	Peak Area	Peak Height	Time	Peak Stored
1	0.00	0.00	0.0000	-0.0003	0.0000	03:43:59	Yes
2	0.00	0.00	0.0001	0.0010	0.0001	03:44:28	Yes
Mean:	0.00	0.00	0.0000				
SD :	0.003	0.003	0.0001				
%RSD:	260.0	260.0	260.0476				

Element: Hg Seq. No.: 16 AS Loc.: 16 Date: 05/18/2005  
 Sample ID: D0565-01CMS

132m1

Repl #	SampleConc µg/L	StdConc µg/L	BlncCorr Signal	Peak Area	Peak Height	Time	Peak Stored
1	0.77	0.77	0.0183	0.0876	0.0183	03:45:18	Yes
2	0.76	0.76	0.0180	0.0860	0.0180	03:45:47	Yes
Mean:	0.76	0.76	0.0181				
SD :	0.008	0.008	0.0002				
%RSD:	1.0	1.0	1.0031				

Element: Hg Seq. No.: 17 AS Loc.: 7 Date: 05/18/2005  
 Sample ID: CCV

Repl #	SampleConc µg/L	StdConc µg/L	BlncCorr Signal	Peak Area	Peak Height	Time	Peak Stored
1	4.62	4.62	0.1098	0.5406	0.1099	03:46:38	Yes
2	4.62	4.62	0.1098	0.5380	0.1098	03:47:08	Yes
Mean:	4.62	4.62	0.1098				
SD :	0.001	0.001	0.0000				
%RSD:							

QC value within specified limits.

Element: Hg Seq. No.: 18 AS Loc.: 1 Date: 05/18/2005  
 Sample ID: CCB

Repl #	SampleConc µg/L	StdConc µg/L	BlncCorr Signal	Peak Area	Peak Height	Time	Peak Stored
1	0.00	0.00	0.0000	-0.0007	0.0000	03:48:01	Yes
2	0.00	0.00	0.0001	-0.0001	0.0001	03:48:30	Yes
Mean:	0.00	0.00	0.0000				
SD :	0.002	0.002	0.0001				
%RSD:	326.7	326.7	326.7423				

QC value within specified limits.

Element: Hg Seq. No.: 19 AS Loc.: 17 Date: 05/18/2005  
 Sample ID: MB-18174

Repl #	SampleConc µg/L	StdConc µg/L	BlncCorr Signal	Peak Area	Peak Height	Time	Peak Stored
1	0.00	0.00	0.0001	0.0008	0.0001	03:49:20	Yes
2	0.00	0.00	0.0001	0.0008	0.0001	03:49:49	Yes
Mean:	0.00	0.00	0.0001				
SD :	0.001	0.001	0.0000				
%RSD:	32.8	32.8	32.8282				

Element: Hg Seq. No.: 20 AS Loc.: 18 Date: 05/18/2005  
 Sample ID: LCS-18174

Repl #	SampleConc µg/L	StdConc µg/L	BlncCorr Signal	Peak Area	Peak Height	Time	Peak Stored
1	19.65	19.65	0.4667	2.3362	0.4667	03:50:39	Yes
Sample absorbance is greater than that of the highest standard.							
2	19.66	19.66	0.4670	2.3362	0.4671	03:51:08	Yes
Sample absorbance is greater than that of the highest standard.							
Mean:	19.65	19.65	0.4669				
SD :	0.009	0.009	0.0002				
%RSD:							

QW 5/18/05

Sample absorbance is greater than that of the highest standard.

Element: Hg Seq. No.: 21 AS Loc.: 19 Date: 05/18/2005



Sample ID: D0523-01A

0.2g

Repl #	SampleConc µg/L	StdConc µg/L	BlkCorr Signal	Peak Area	Peak Height	Time	Peak Stored
1	0.02	0.02	0.0004	0.0016	0.0005	03:51:58	Yes
2	0.03	0.03	0.0007	0.0038	0.0007	03:52:27	Yes
Mean:	0.02	0.02	0.0006				
SD :	0.008	0.008	0.0002				
%RSD:	33.3	33.3	33.2579				

Element: Hg Seq. No.: 22 AS Loc.: 20 Date: 05/18/2005  
 Sample ID: D0529-01B

0.2g

Repl #	SampleConc µg/L	StdConc µg/L	BlkCorr Signal	Peak Area	Peak Height	Time	Peak Stored
1	0.01	0.01	0.0003	0.0026	0.0003	03:53:17	Yes
2	0.01	0.01	0.0002	0.0016	0.0002	03:53:46	Yes
Mean:	0.01	0.01	0.0002				
SD :	0.002	0.002	0.0001				
%RSD:	23.8	23.8	23.8369				

Element: Hg Seq. No.: 23 AS Loc.: 21 Date: 05/18/2005  
 Sample ID: D0529-01BDUP

0.2g

Repl #	SampleConc µg/L	StdConc µg/L	BlkCorr Signal	Peak Area	Peak Height	Time	Peak Stored
1	0.01	0.01	0.0002	0.0014	0.0003	03:54:36	Yes
2	0.01	0.01	0.0002	0.0009	0.0002	03:55:06	Yes
Mean:	0.01	0.01	0.0002				
SD :	0.002	0.002	0.0000				
%RSD:	21.9	21.9	21.9244				

Element: Hg Seq. No.: 24 AS Loc.: 22 Date: 05/18/2005  
 Sample ID: D0529-01BMS

0.2g

Repl #	SampleConc µg/L	StdConc µg/L	BlkCorr Signal	Peak Area	Peak Height	Time	Peak Stored
1	2.02	2.02	0.0479	0.2303	0.0479	03:55:56	Yes
2	2.04	2.04	0.0484	0.2314	0.0484	03:56:26	Yes
Mean:	2.03	2.03	0.0481				
SD :	0.015	0.015	0.0003				
%RSD:	0.7	0.7	0.7265				

Element: Hg Seq. No.: 25 AS Loc.: 23 Date: 05/18/2005  
 Sample ID: BLK Lcs-18174

X10 dilution

0.2g

Repl #	SampleConc µg/L	StdConc µg/L	BlkCorr Signal	Peak Area	Peak Height	Time	Peak Stored
1	2.25	2.25	0.0535	0.2524	0.0536	03:57:16	Yes
2	2.23	2.23	0.0530	0.2510	0.0531	03:57:45	Yes
Mean:	2.24	2.24	0.0533				
SD :	0.015	0.015	0.0004				
%RSD:	0.7	0.7	0.6610				

Element: Hg Seq. No.: 26 AS Loc.: 24 Date: 05/18/2005  
 Sample ID: BLK

Repl #	SampleConc µg/L	StdConc µg/L	BlkCorr Signal	Peak Area	Peak Height	Time	Peak Stored
1	0.00	0.00	0.0000	-0.0001	0.0000	03:58:35	Yes
2	0.00	0.00	0.0000	0.0003	0.0001	03:59:04	Yes
Mean:	0.00	0.00	0.0000				

SD : 0.001 0.001 0.0000  
 %RSD: 129.1 129.1 129.1031

=====

Element: Hg Seq. No.: 27 AS Loc.: 7 Date: 05/18/2005  
 Sample ID: CCV

Repl #	SampleConc µg/L	StndConc µg/L	BlkCorr Signal	Peak Area	Peak Height	Time	Peak Stored
1	4.69	4.69	0.1114	0.5446	0.1114	03:59:55	Yes
2	4.69	4.69	0.1114	0.5440	0.1114	04:00:24	Yes
Mean:	4.69	4.69	0.1114				
SD :	0.000	0.000	0.0000				
%RSD:							

QC value within specified limits.

=====

Element: Hg Seq. No.: 28 AS Loc.: 1 Date: 05/18/2005  
 Sample ID: CCB

Repl #	SampleConc µg/L	StndConc µg/L	BlkCorr Signal	Peak Area	Peak Height	Time	Peak Stored
1	0.00	0.00	0.0001	0.0000	0.0001	04:01:16	Yes
2	0.01	0.01	0.0002	0.0014	0.0002	04:01:46	Yes
Mean:	0.01	0.01	0.0001				
SD :	0.004	0.004	0.0001				
%RSD:	68.6	68.6	68.5936				

QC value within specified limits.

D0529-01

D0523-01 (ILM41-0.5)

D0536 1-3

D0537-1-12 (SW9012.5)

OK Ep 5/13/05

Lechat-050513A (9012)

CN

Lechat-050513K (ILM4.1)

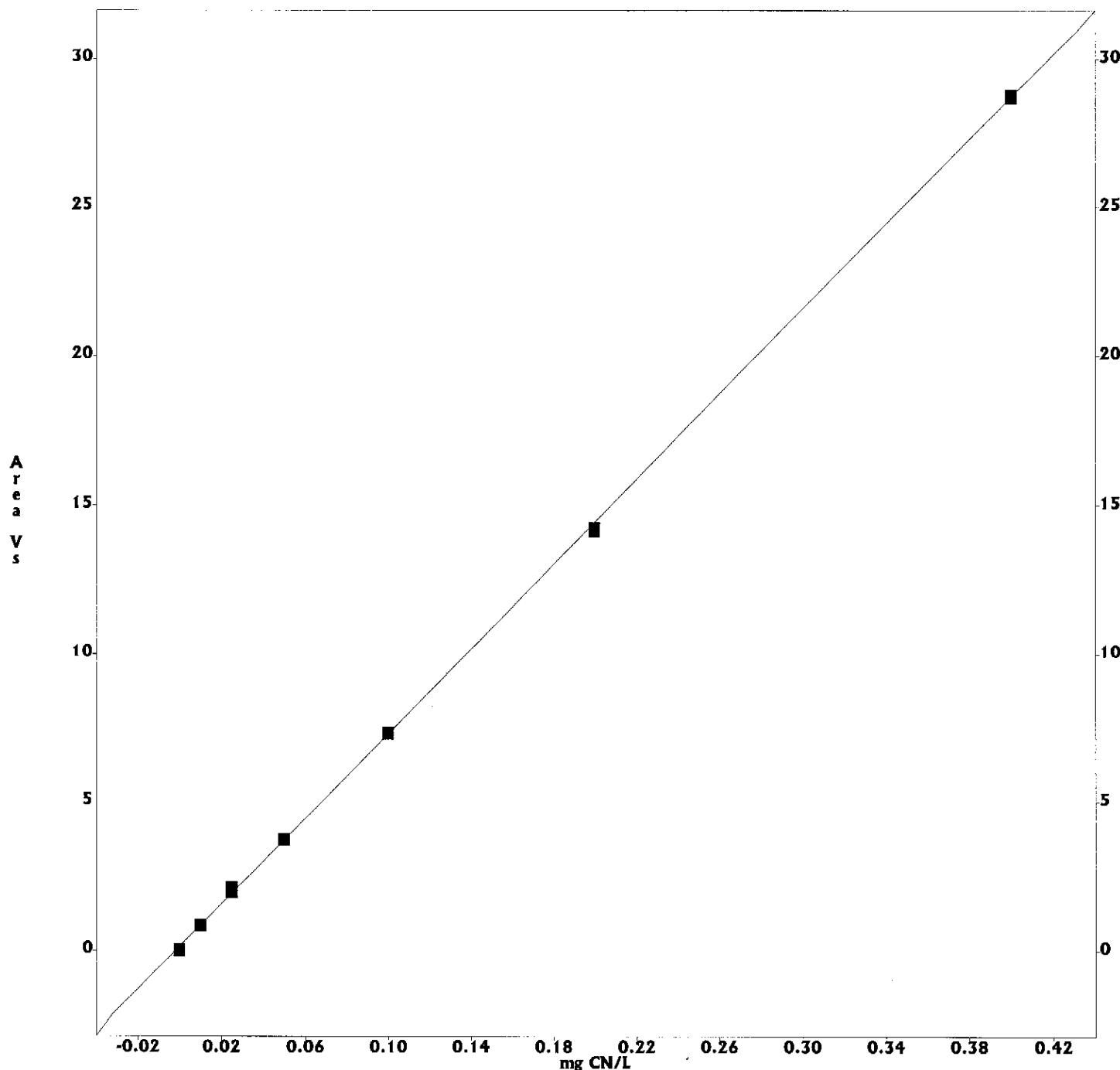
Lvl	Area	mg CN/L	Rep 1	Rep 2	Rep 3	Rep 4	Rep 5	Replic STD	Replic % RSD	Residual 1st Poly
1	4238	0.000	4238	54481				35527.1	121.0	
2	881897	0.010	881897	851578				21439.1	2.5	-1.6
3	2141675	0.025	2141675	1959739				128648.4	6.3	-11.2
4	3771188	0.050	3771188	3731539				28036.4	0.7	-1.3
5	7304528	0.100	7304528	7360875				39843.3	0.5	-0.1
6	14256975	0.200	14256975	14116125				99596.0	0.7	1.3
7	28780656	0.400	28780656	28694570				60872.0	0.2	-0.2

1st Order Poly

Conc = 1.401e-008 Area = 2.189e-003

r = 0.9999

Scaling: None - Weighting: None



OPERATOR: rsmith  
 ACQ. TIME: May 13, 2005 11:41:55  
 DATA FILENAME: C:\OMNION\DATA\CN\MAY05\C051305A.FDT  
 METHOD FILENAME: C:\OMNION\METHODS\CN\MAY05\C051305A.MET  
 TRAY FILENAME: C:\OMNION\TRAYS\CN\MAY05\C051305A.TRA

## TRAY DESCRIPTION:

Created: May 13, 2005 10:37:55  
 Modified: May 13, 2005 11:41:16  
 ANALYSIS: CYANIDE ANALYST: SN  
 DATA DESCRIPTION:  
 Created: May 13, 2005 11:41:55  
 Modified: May 13, 2005 11:41:55

Multi-Channel Table  
 Type: Calibration Standards  
 Channel Range: 1 to 8 -- Cup Range: 1 to 30

Cup	Sample ID	Sampling Date	Sampling Time	# of Reps	CN (uv-s)	Man Dil Factor	Weight	Unit
7	S0	13 May 2005	11:42:17	2	29359.1501	1.0	1.00000 g	
8	S0.01	13 May 2005	11:44:49	2	866737.2500	1.0	1.00000 g	
9	S0.025	13 May 2005	11:47:21	2	2050706.8125	1.0	1.00000 g	
10	S0.05	13 May 2005	11:49:53	2	3751363.2500	1.0	1.00000 g	
11	S0.10	13 May 2005	11:52:24	2	7332701.0000	1.0	1.00000 g	
12	S0.20	13 May 2005	11:54:55	2	4186550.0000	1.0	1.00000 g	
13	S0.40	13 May 2005	11:57:27	2	8737613.0000	1.0	1.00000 g	

OPERATOR: rsmith  
 ACQ. TIME: May 13, 2005 11:41:55  
 DATA FILENAME: C:\OMNION\DATA\CN\MAY05\C051305A.FDT  
 METHOD FILENAME: C:\OMNION\METHODS\CN\MAY05\C051305A.MET  
 TRAY FILENAME: C:\OMNION\TRAYS\CN\MAY05\C051305A.TRA

TRAY DESCRIPTION:  
 Created: May 13, 2005 10:37:55  
 Modified: May 13, 2005 11:41:16  
 ANALYST: SN  
 DATA DESCRIPTION:  
 Created: May 13, 2005 11:41:55  
 Modified: May 13, 2005 11:41:55

Multi-Channel Table  
 Type: Unknowns  
 Channel Range: 1 to 8 -- Cup Range: 1 to 30

Cup	Sample ID	Sampling Date	Sampling Time	# of Reps	CN (mg CN/L)	Man Dil Factor	Weight	Unit
1	ICV	13 May 2005	12:00:53	2	0.2715	1.0	1.00000 g	109.70
2	ICB	13 May 2005	12:03:24	2	-0.0021	1.0	1.00000 g	
3	CRA	13 May 2005	12:05:55	2	0.0092	1.0	1.00000 g	92.70
4	CCV	13 May 2005	12:08:27	2	0.2230	1.0	1.00000 g	112.70
5	CCB	13 May 2005	12:10:59	2	-0.0021	1.0	1.00000 g	
6	STD@0.1	13 May 2005	12:13:30	2	0.0905	1.0	1.00000 g	91.70
7	STD@0.2	13 May 2005	12:16:02	2	0.1862	1.0	1.00000 g	93.70
8	MB-18105	13 May 2005	12:18:33	2	-0.0019	1.0	1.00000 g	
9	LCS-18105	13 May 2005	12:21:04	2	0.0980	1.0	1.00000 g	98.70
10	CCV	13 May 2005	12:23:36	2	0.2245	1.0	1.00000 g	112.70
11	CCB	13 May 2005	12:26:08	2	-0.0061	1.0	1.00000 g	
12	D0537-01B	13 May 2005	12:28:38	2	-0.0016	1.0	1.00000 g	
13	D0537-01BDUP	13 May 2005	12:31:09	2	-0.0011	1.0	1.00000 g	
14	D0537-01BMS	13 May 2005	12:33:41	2	0.1172	1.0	1.00000 g	118.70
15	D0537-02B	13 May 2005	12:36:12	2	-0.0021	1.0	1.00000 g	
16	D0537-03B	13 May 2005	12:38:44	2	-0.0026	1.0	1.00000 g	
17	D0537-04B	13 May 2005	12:41:15	2	-0.0008	1.0	1.00000 g	
18	D0537-05B	13 May 2005	12:43:45	2	0.0047	1.0	1.00000 g	
19	D0537-06B	13 May 2005	12:46:17	2	0.0004	1.0	1.00000 g	
20	CCV	13 May 2005	12:48:48	2	0.2245	1.0	1.00000 g	112.70
21	CCB	13 May 2005	12:51:19	2	-0.0020	1.0	1.00000 g	
22	D0537-07B	13 May 2005	12:53:51	2	-0.0022	1.0	1.00000 g	
23	D0537-08B	13 May 2005	12:56:23	2	-0.0012	1.0	1.00000 g	
24	D0537-09B	13 May 2005	12:58:54	2	-0.0022	1.0	1.00000 g	
25	D0537-10B	13 May 2005	13:01:25	2	-0.0022	1.0	1.00000 g	
26	D0537-11B	13 May 2005	13:03:57	2	-0.0025	1.0	1.00000 g	
27	D0537-12B	13 May 2005	13:06:29	2	-0.0012	1.0	1.00000 g	
28	D0538-01C	13 May 2005	13:09:01	2	0.0051	1.0	1.00000 g	
29	D0538-02C	13 May 2005	13:11:32	2	0.0026	1.0	1.00000 g	
30	CCV	13 May 2005	13:14:04	2	0.2197	1.0	1.00000 g	110.70

OPERATOR: rsmith  
 ACQ. TIME: May 13, 2005 11:41:55  
 DATA FILENAME: C:\OMNION\DATA\CN\MAY05\C051305A.FDT  
 METHOD FILENAME: C:\OMNION\METHODS\CN\MAY05\C051305A.MET  
 TRAY FILENAME: C:\OMNION\TRAYS\CN\MAY05\C051305A.TRA

## TRAY DESCRIPTION:

Created: May 13, 2005 10:37:55

Modified: May 13, 2005 11:41:16

ANALYSIS: CYANIDE ANALYST: SN

## DATA DESCRIPTION:

Created: May 13, 2005 11:41:55

Modified: May 13, 2005 11:41:55

Multi-Channel Table  
 Type: Unknowns  
 Channel Range: 1 to 8 -- Cup Range: 31 to 50

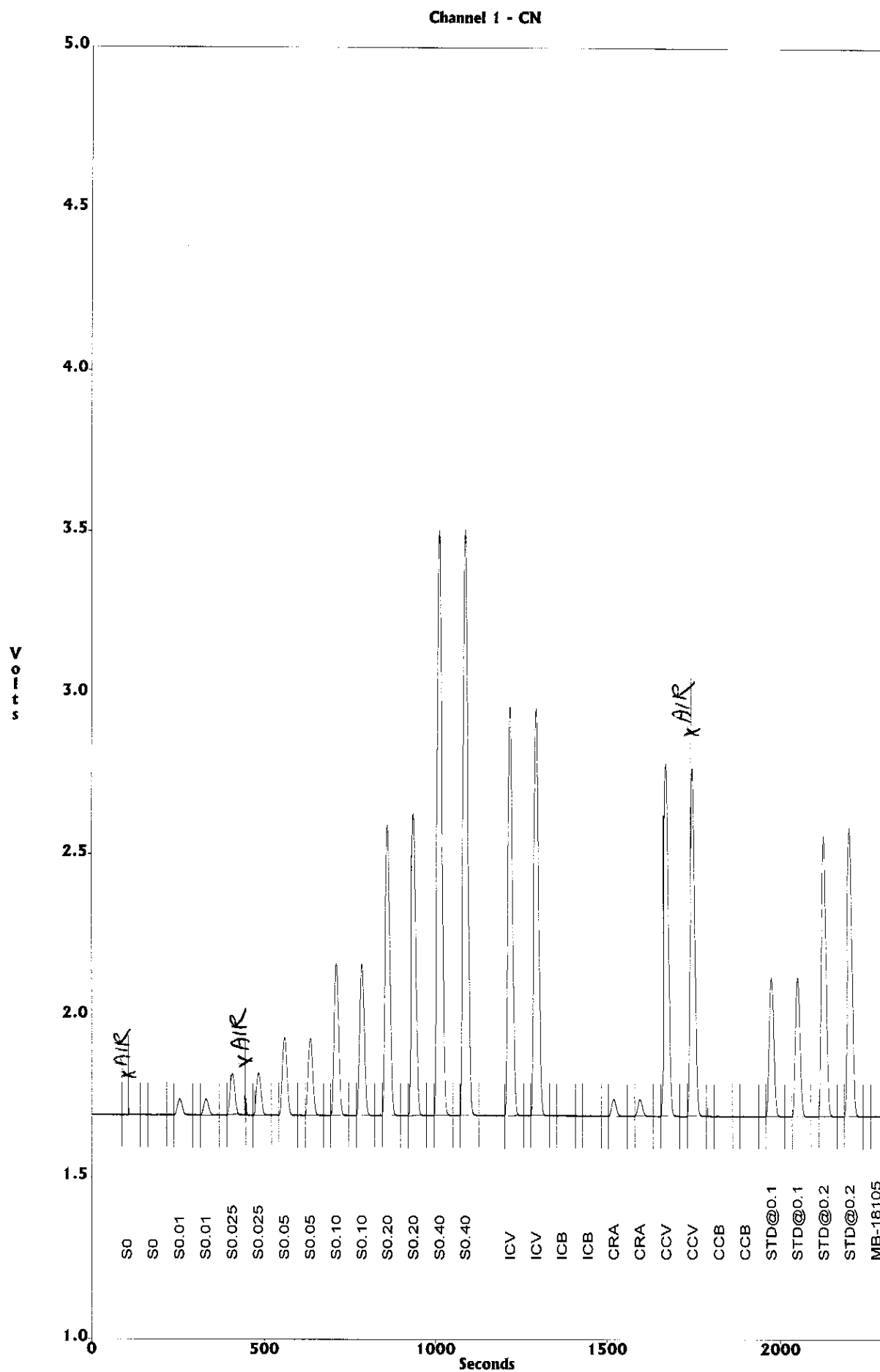
Cup	Sample ID	Sampling Date	Sampling Time	# of Reps	CN (mg CN/L)	Man Dil Factor	Weight	Unit
31	CCB	13 May 2005	13:16:35	2	-0.0023	1.0	1.00000 g	
32	D0538-03C	13 May 2005	13:19:05	2	-0.0012	1.0	1.00000 g	
33	MB-18106	13 May 2005	13:21:37	2	-0.0023	1.0	1.00000 g	
34	LCS-18106	13 May 2005	13:24:09	2	<del>1.2669</del>	1.0	1.00000 g	x10
35	D0529-01B ✓	13 May 2005	13:26:40	2	-0.0012	1.0	1.00000 g	
36	D0529-01BDUP ✓	13 May 2005	13:29:12	2	-0.0018	1.0	1.00000 g	
37	D0529-01BMS ✓	13 May 2005	13:31:44	2	0.1043	1.0	1.00000 g	x10
38	D0523-01B	13 May 2005	13:34:16	2	-0.0027	1.0	1.00000 g	
39	CCV	13 May 2005	13:36:47	2	0.2181	1.0	1.00000 g	x10
40	CCB	13 May 2005	13:39:19	2	-0.0021	1.0	1.00000 g	
41	SOLVENT	13 May 2005	13:41:50	2	-0.0022	1.0	1.00000 g	

OPERATOR: rsmith  
 ACQ. TIME: May 13, 2005 14:44:27  
 DATA FILENAME: C:\OMNION\DATA\CN\MAY05\C051305B.FDT  
 METHOD FILENAME: C:\OMNION\METHODS\CN\MAY05\C051305B.MET  
 TRAY FILENAME: C:\OMNION\TRAYS\CN\MAY05\C051305B.TRA

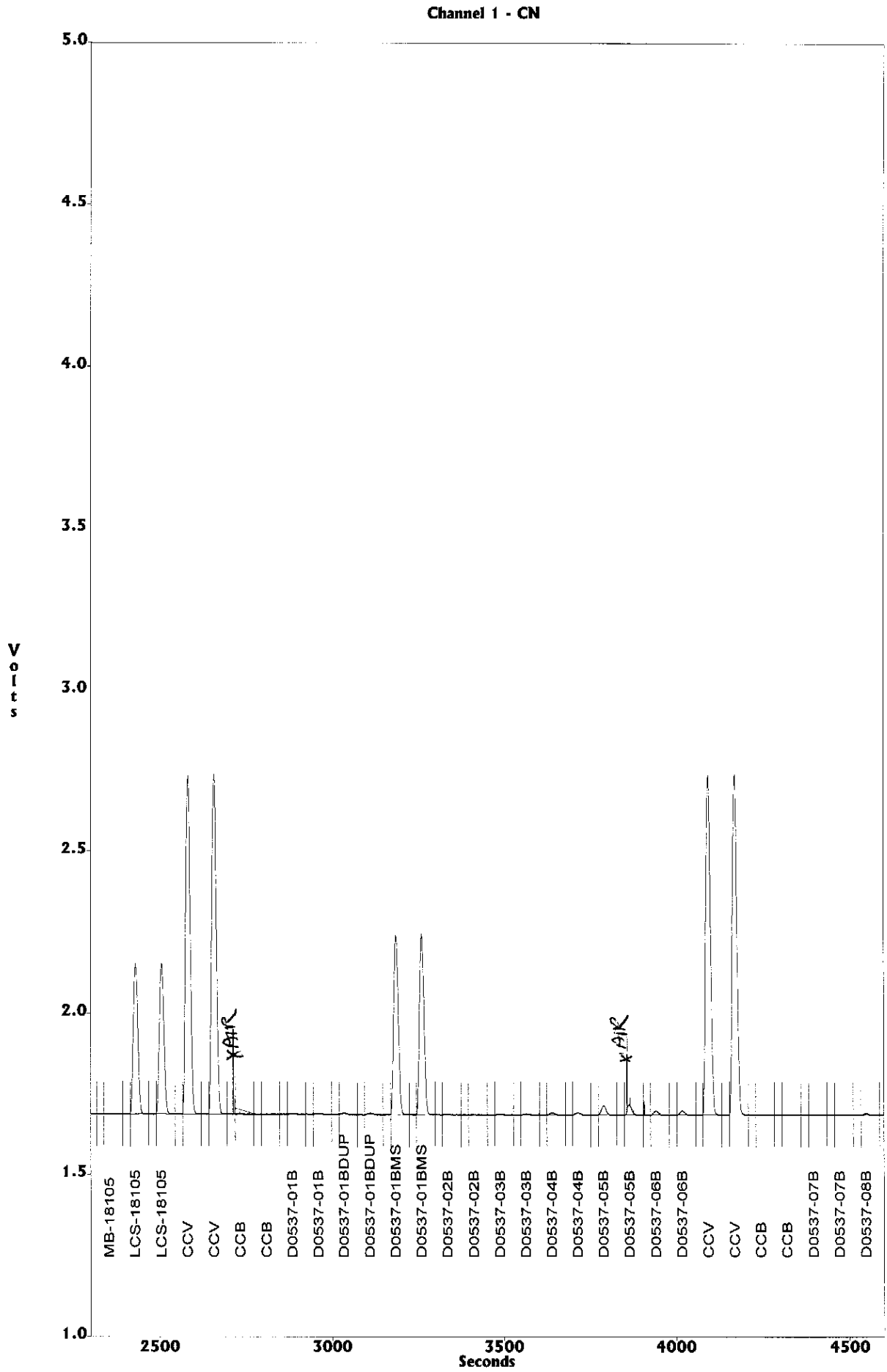
TRAY DESCRIPTION:  
 Created: May 13, 2005 14:35:11  
 Modified: May 13, 2005 14:35:11  
 ANALYSIS: CYANIDE  
 DATA DESCRIPTION:  
 Created: May 13, 2005 14:44:27  
 Modified: May 13, 2005 14:44:27

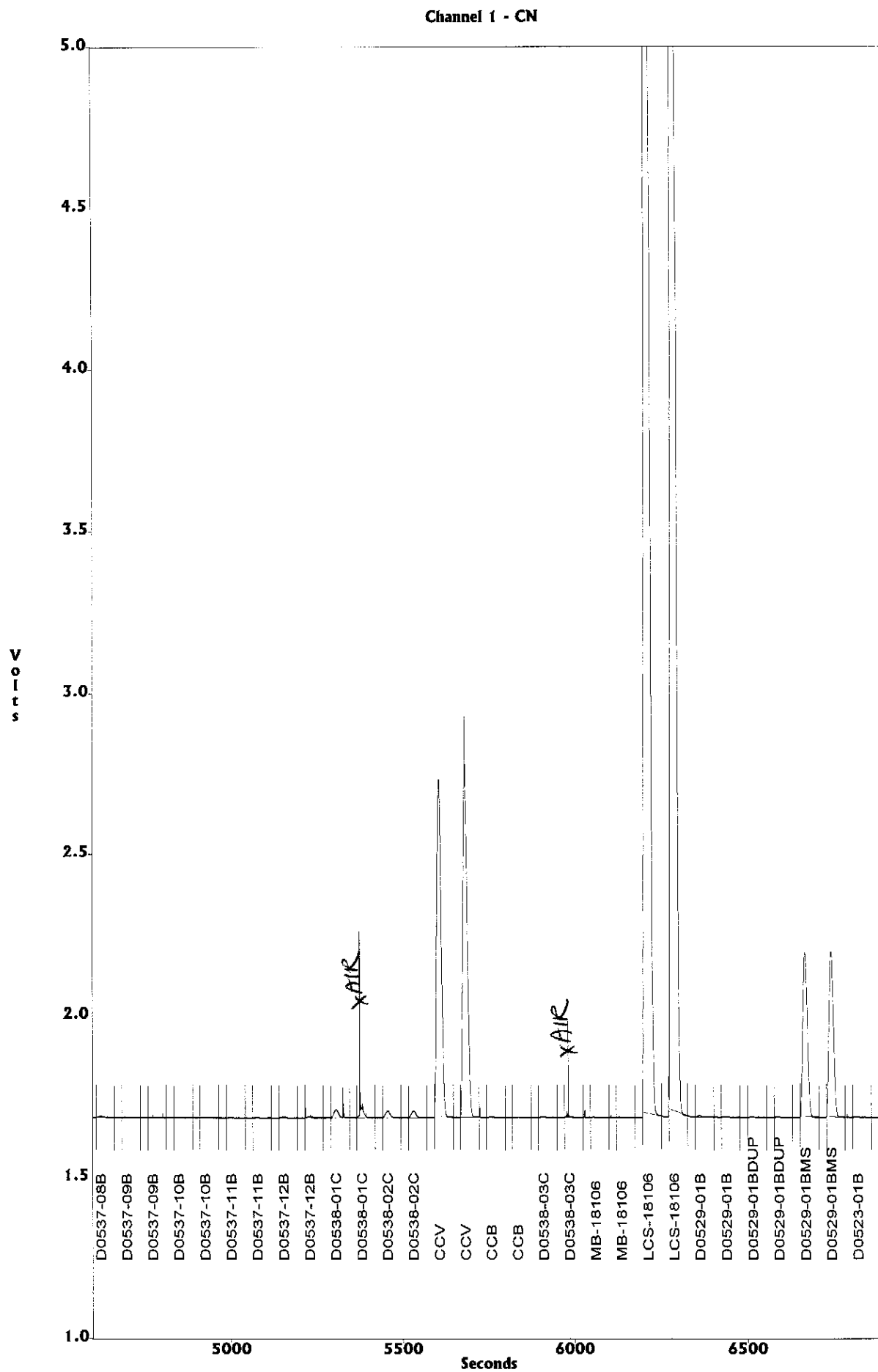
Multi-Channel Table  
 Type: Unknowns  
 Channel Range: 1 to 8 -- Cup Range: 1 to 30

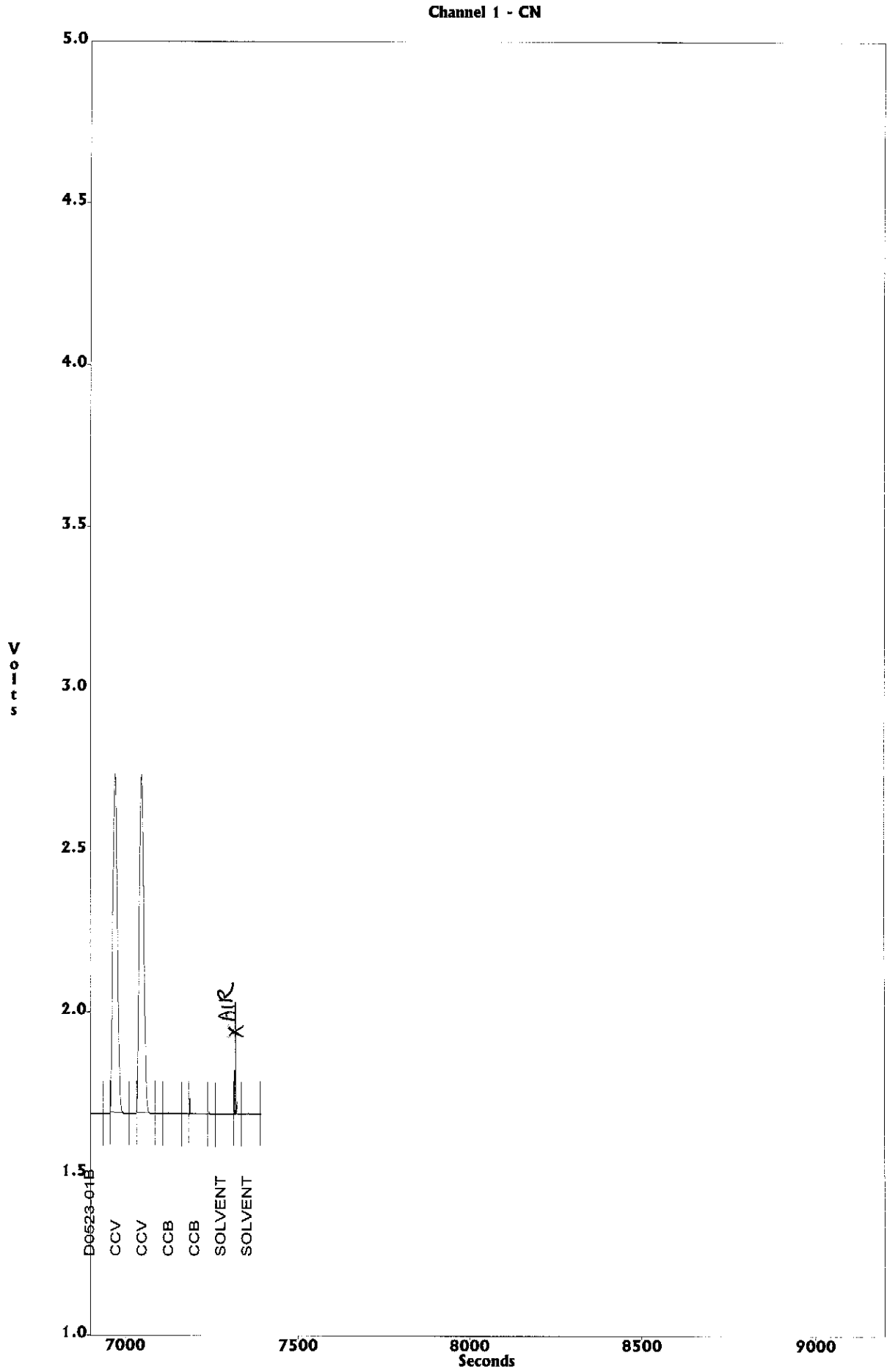
Cup	Sample ID	Sampling Date	Sampling Time	# of Reps	CN (mg CN/L)	Man Dil Factor	Weight	Unit
1	LCS-18106	13 May 2005	14:45:06	2	0.1583	10.0	1.00000g	76.8
2	CCV	13 May 2005	14:47:38	2	0.2162	1.0	1.00000g	10.870
3	CCB	13 May 2005	14:50:10	2	-0.0027	1.0	1.00000g	
4	SOLVENT	13 May 2005	14:52:41	2	-0.0017	1.0	1.00000g	

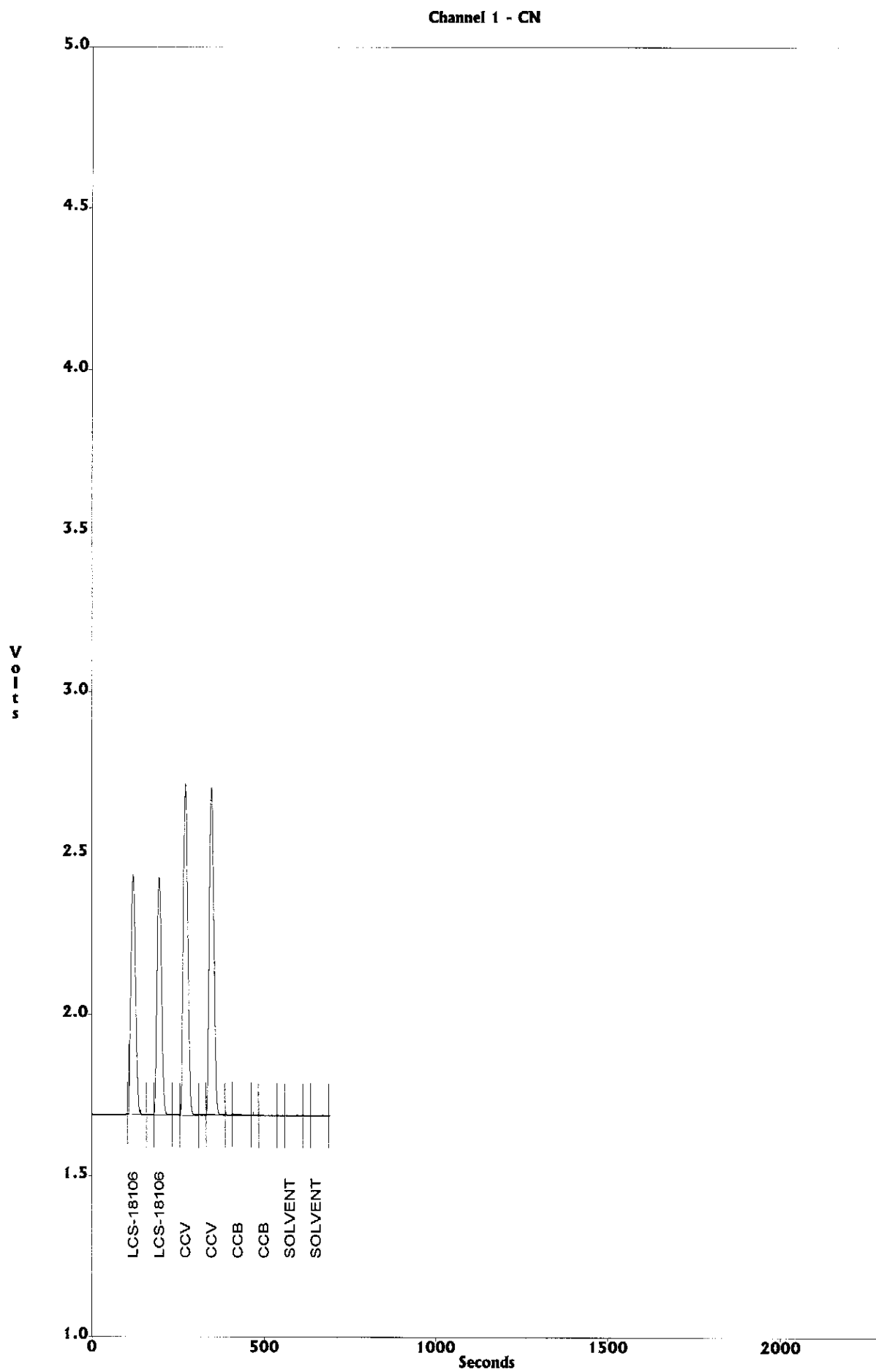












**Creator:** rsmith

**Creation Date:** May 13, 2005 10:37:55

**Last Modified:** May 13, 2005 10:37:55

**Description:** ANALYSIS: CYANIDE

**ANALYST:** SN

Cup #	Sample ID	Manual Dilution	Sample Type
7	S0	1.0000	CalStd
8	S0.01	1.0000	CalStd
9	S0.025	1.0000	CalStd
10	S0.05	1.0000	CalStd
11	S0.10	1.0000	CalStd
12	S0.20	1.0000	CalStd
13	S0.40	1.0000	CalStd
1	ICV	1.0000	Unknown
2	ICB	1.0000	Unknown
3	CRA	1.0000	Unknown
4	CCV	1.0000	Unknown
5	CCB	1.0000	Unknown
6	STD@0.1	1.0000	Unknown
7	STD@0.2	1.0000	Unknown
8	MB-18105	1.0000	Unknown
9	LCS-18105	1.0000	Unknown
10	CCV	1.0000	Unknown
11	CCB	1.0000	Unknown
12	D0537-01B	1.0000	Unknown
13	D0537-01BDUP	1.0000	Unknown
14	D0537-01BMS	1.0000	Unknown
15	D0537-02B	1.0000	Unknown
16	D0537-03B	1.0000	Unknown
17	D0537-04B	1.0000	Unknown
18	D0537-05B	1.0000	Unknown
19	D0537-06B	1.0000	Unknown
20	CCV	1.0000	Unknown
21	CCB	1.0000	Unknown
22	D0537-07B	1.0000	Unknown
23	D0537-08B	1.0000	Unknown
24	D0537-09B	1.0000	Unknown
25	D0537-10B	1.0000	Unknown
26	D0537-11B	1.0000	Unknown
27	D0537-12B	1.0000	Unknown
28	D0538-01C	1.0000	Unknown
29	D0538-02C	1.0000	Unknown
30	CCV	1.0000	Unknown
31	CCB	1.0000	Unknown
32	D0538-03C	1.0000	Unknown
33	MB-18106	1.0000	Unknown
34	LCS-18106	1.0000	Unknown
35	D0529-01B	1.0000	Unknown

Cup #	Sample ID	Manual Dilution	Sample Type	
36	D0529-01BDUP	1.0000	Unknown	
37	D0529-01BMS	1.0000	Unknown	
38	D0523-01B	1.0000	Unknown	
39	CCV	1.0000	Unknown	
40	CCB	1.0000	Unknown	
41	SOLVENT	1.0000	Unknown	

**Creator:** rsmith

**Creation Date:** May 13, 2005 14:14:23

**Last Modified:** May 13, 2005 14:14:23

**Description:** ANALYSIS: CYANIDE

ANALYST: SN

Cup #	Sample ID	Manual Dilution	Sample Type	
7	S0	1.0000	CalStd	
8	S0.01	1.0000	CalStd	
9	S0.025	1.0000	CalStd	
10	S0.05	1.0000	CalStd	
11	S0.10	1.0000	CalStd	
12	S0.20	1.0000	CalStd	
13	S0.40	1.0000	CalStd	
1	LCS-18106	10.0000	Unknown	
2	CCV	1.0000	Unknown	
3	CCB	1.0000	Unknown	
4	SOLVENT	1.0000	Unknown	

## MITKEM CORPORATION SAMPLE RUN LOG: LACHAT INSTRUMENT

Date: 5/13/05 Analyst: JN

Analyses: Channel 1: 305 Channel 2:

\* results in mg/L

AS POS	Lab ID	AS POS	Lab ID	AS POS	Lab ID	AS POS
S1	30.0	12	D0537	32	D0538	52
S2	30.01	13		33	MB-18106	53
S3	30.025	14		34	LCS-18106	54
S4	30.05	15		35	D0529	55
S5	30.10	16		36	D0529	56
S6	30.20	17		37	D0529	57
S7	30.40	18		38	D0523	58
S8	SN 5/13/05	19	D0537	39	CCV	59
S9		20	CCV	40	CCB	60
1	ICV	21	CCB	41	solvent	61
2	ICB	22	D0537	42	LCS-18106	62
3	CRA	23		43	CCV	63
4	CCV	24		44	CCB	64
5	CCB	25		45	solvent	65
6	STD @ 0.1	26		46		66
7	STD @ 0.2	27	D0537	47		67
8	MB-18105	28	D0538	48		68
9	LCS-18105	29	D0538	49		69
10	CCV	30	CCV	50		70
11	CCB	31	CCB	51		71

\*Report all results in mg/L

## Reagent Lots

DATA FILE NAME C051305 a,b  
 METHOD FILE NAME  
 TRAY FILE NAME  
 REPORT FILE NAME C051305 a,b

Pyridine IR05050902  
 NaOH IR05051301  
 KH2PO4 IR05051205  
 Barbituric Acid IR05050902  
 Chloramine-T IR05051303

## Other

CCV: INNO5050303  
 CCV: INNO5050303

Curve on 5/13/05  
 m =  
 b =  
 r = 0.9999

Logbook ID 100.0144-02/05

Reviewed by SBC 5/27/05

Logbook page 039

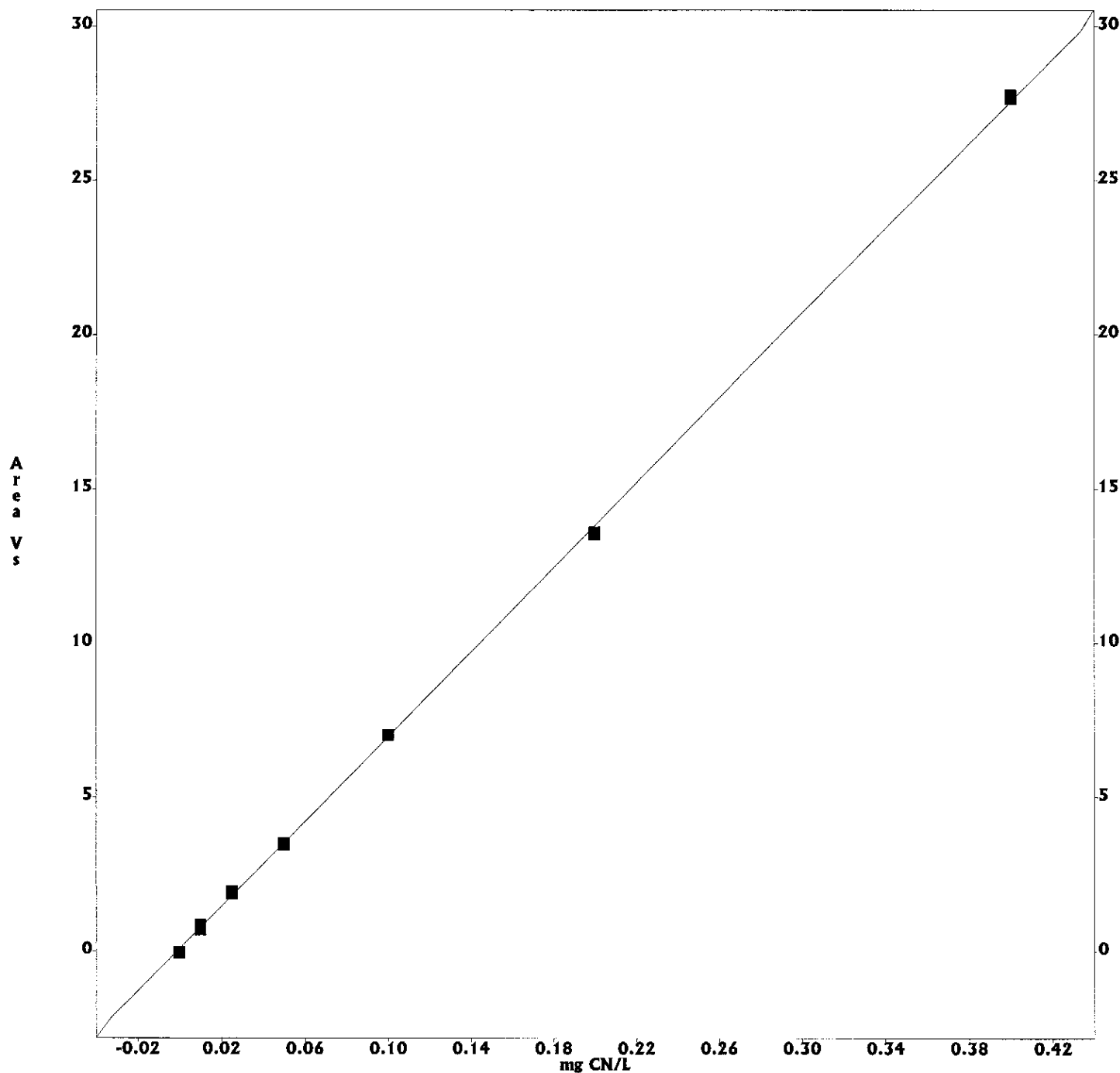


DOS56-3-4045 (SW9012 S), DOS49-01 (E3354), DOS29-03C (IU41-CN)  
 LACHATL050517A, LACHATL050517B CN  
 LACHATL050517C  
 OK JP 5/17/05

Lvl	Area	mg CN/L	Rep 1	Rep 2	Rep 3	Rep 4	Rep 5	Replic STD	Replic % RSD	Residual 1st Poly
1	-15942	0.000	-15942	-26367				7371.8	-34.8	
2	883451	0.010	883451	721529				114496.5	14.3	-14.3
3	1980343	0.025	1980343	1894657				60589.4	3.1	-9.7
4	3484165	0.050	3484165	3542516				41260.7	1.2	1.3
5	7030549	0.100	7030549	7026244				3044.4	0.0	-1.0
6	13537368	0.200	13537368	13611279				52263.0	0.4	2.1
7	27660270	0.400	27660270	27765162				74169.8	0.3	-0.4

1st Order Poly  
 Conc = 1.457e-008 Area - 1.442e-003  
 r = 0.9999

Scaling: None - Weighting: None



OPERATOR: rsmith  
 ACQ. TIME: May 17, 2005 11:44:41  
 DATA FILENAME: C:\OMNION\DATA\CN\MAY05\C051705A.FDT  
 METHOD FILENAME: C:\OMNION\METHODS\CN\MAY05\C051705A.MET  
 TRAY FILENAME: C:\OMNION\TRAYS\CN\MAY05\C051705A.TRA

TRAY DESCRIPTION:  
 Created: May 17, 2005 11:25:41  
 Modified: May 17, 2005 11:44:25  
 ANALYSIS: CYANIDE  
 DATA DESCRIPTION:  
 Created: May 17, 2005 11:44:41  
 Modified: May 17, 2005 11:44:41

Multi-Channel Table  
 Type: Calibration Standards  
 Channel Range: 1 to 8 -- Cup Range: 1 to 30

Cup	Sample ID	Sampling Date	Sampling Time	# of Reps	CN (uv-s)	Man Dil Factor	Weight	Unit
7	S0	17 May 2005	11:45:21	2	-21154.2515	1.0	1.00000 g	
8	S0.01	17 May 2005	11:47:52	2	802490.0938	1.0	1.00000 g	
9	S0.025	17 May 2005	11:50:23	2	1937500.0625	1.0	1.00000 g	
10	S0.05	17 May 2005	11:52:55	2	3513340.2500	1.0	1.00000 g	
11	S0.10	17 May 2005	11:55:27	2	7028396.2500	1.0	1.00000 g	
12	S0.20	17 May 2005	11:57:59	2	3574323.5000	1.0	1.00000 g	
13	S0.40	17 May 2005	12:00:30	2	7712716.0000	1.0	1.00000 g	

OPERATOR: rsmith  
 ACQ. TIME: May 17, 2005 14:01:17  
 DATA FILENAME: C:\OMNION\DATA\CN\MAY05\C051705B.FDT  
 METHOD FILENAME: C:\OMNION\METHODS\CN\MAY05\C051705B.MET  
 TRAY FILENAME: C:\OMNION\TRAYS\CN\MAY05\C051705B.TRA

TRAY DESCRIPTION:  
 Created: May 17, 2005 13:56:11  
 Modified: May 17, 2005 13:58:11  
 ANALYSIS: CYANIDE  
 DATA DESCRIPTION:  
 Created: May 17, 2005 14:01:17  
 Modified: May 17, 2005 14:01:17

Multi-Channel Table  
 Type: Unknowns  
 Channel Range: 1 to 8 -- Cup Range: 1 to 30

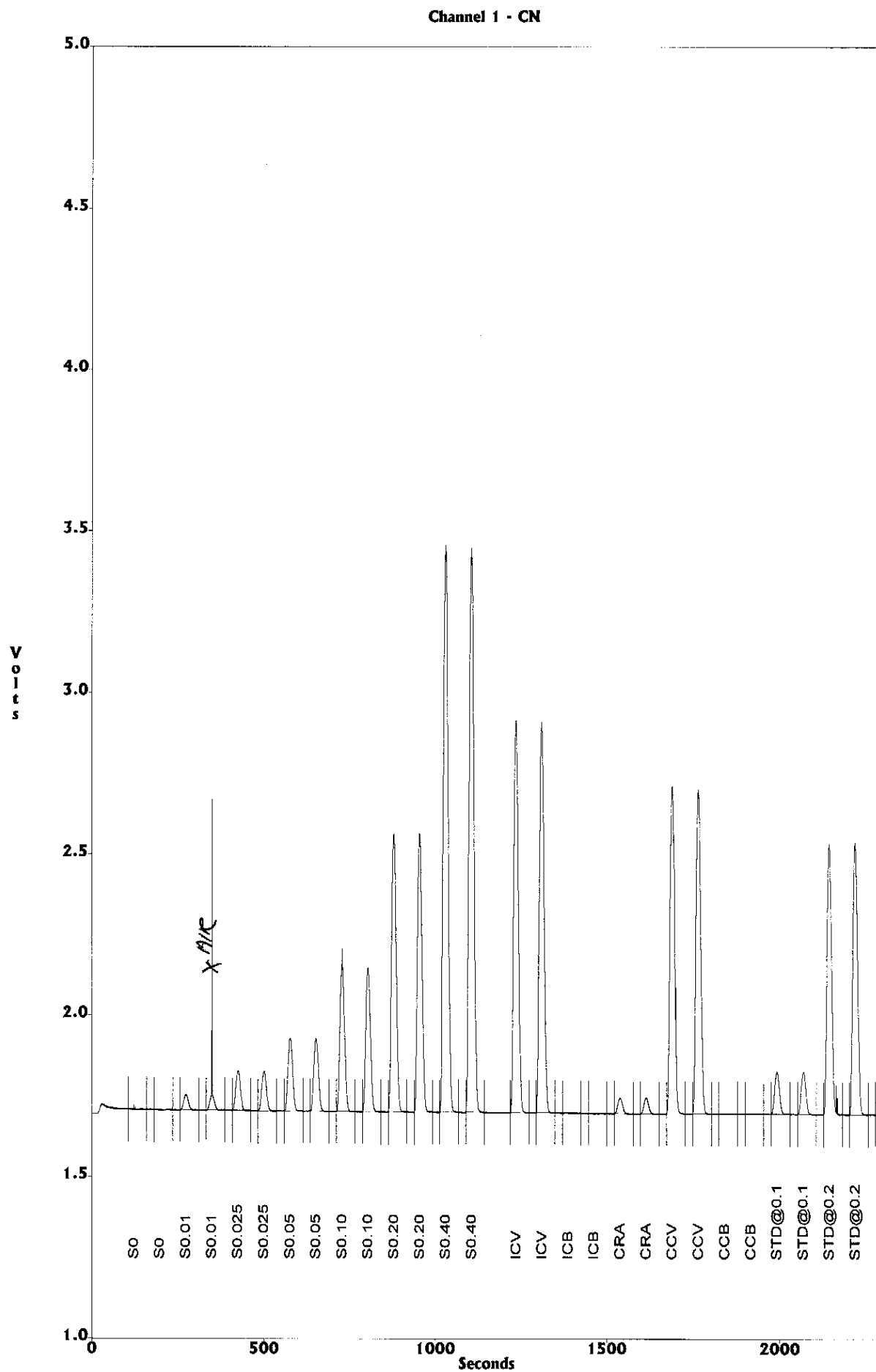
Cup	Sample ID	Sampling Date	Sampling Time	# of Reps	CN (mg CN/L)	Man Dil Factor	Weight	Unit
1	STD@0.1	17 May 2005	14:01:37	2	0.1129	1.0	1.00000g	113%
2	LCS-18140	17 May 2005	14:04:08	2	0.1151	1.0	1.00000g	115%
3	CCV	17 May 2005	14:06:40	2	0.2238	1.0	1.00000g	112%
4	CCB	17 May 2005	14:09:11	2	-0.0013	1.0	1.00000g	
5	SOLVENT	17 May 2005	14:11:42	2	-0.0024	1.0	1.00000g	

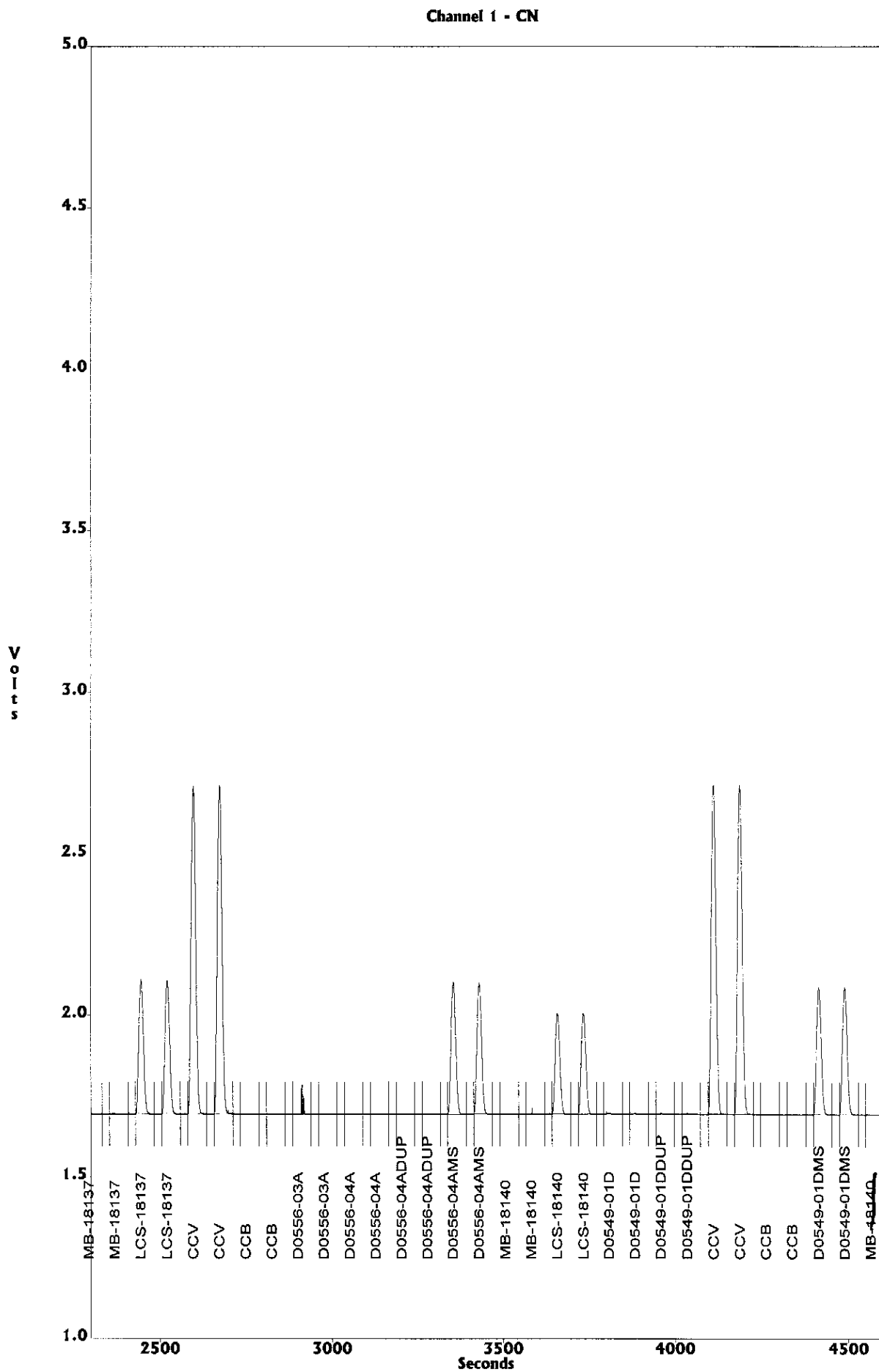
OPERATOR: rsmith  
 ACQ. TIME: May 17, 2005 11:44:41  
 DATA FILENAME: C:\OMNION\DATA\CN\MAY05\C051705A.FDT  
 METHOD FILENAME: C:\OMNION\METHODS\CN\MAY05\C051705A.MET  
 TRAY FILENAME: C:\OMNION\TRAYS\CN\MAY05\C051705A.TRA

TRAY DESCRIPTION:  
 Created: May 17, 2005 11:25:41  
 Modified: May 17, 2005 11:44:25  
 ANALYSIS: CYANIDE ANALYST: KB  
 DATA DESCRIPTION:  
 Created: May 17, 2005 11:44:41  
 Modified: May 17, 2005 11:44:41

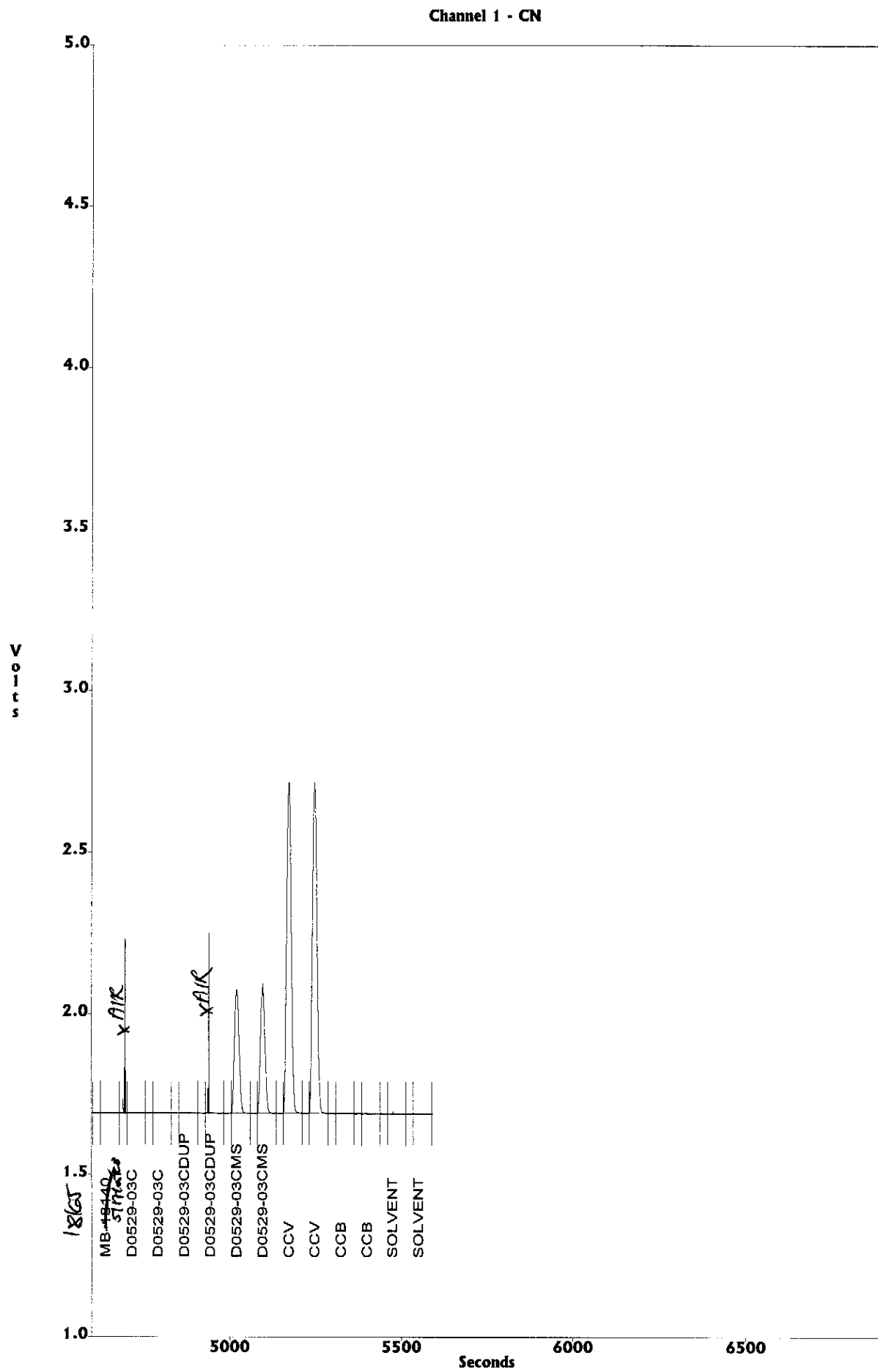
Multi-Channel Table  
 Type: Unknowns  
 Channel Range: 1 to 8 -- Cup Range: 1 to 30

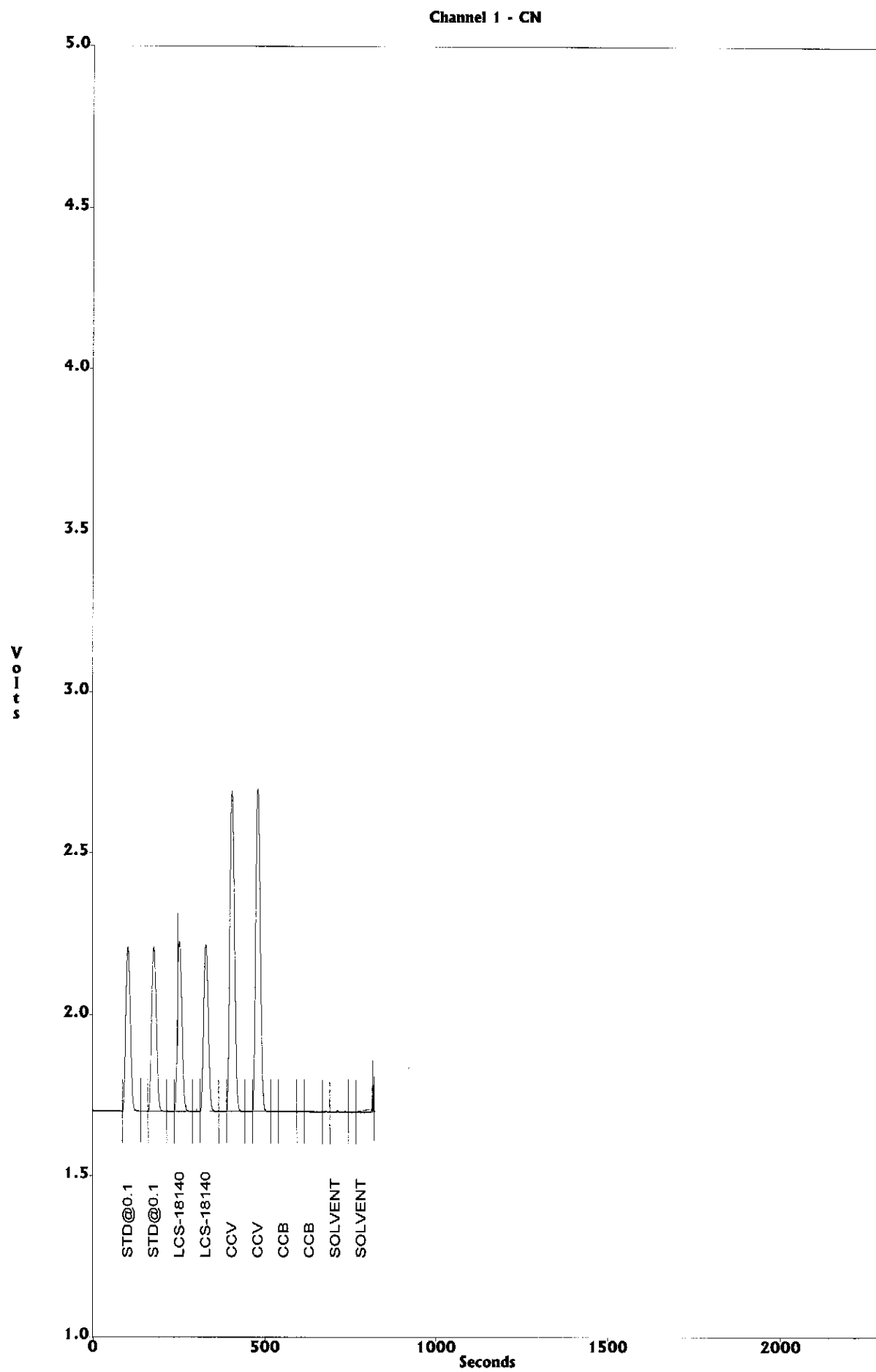
Cup	Sample ID	Sampling Date	Sampling Time	# of Reps	CN (mg CN/L)	Man Dil Factor	Weight	Unit
1	ICV	17 May 2005	12:03:55	2	0.2723	1.0	1.00000 g	1099%
2	ICB	17 May 2005	12:06:27	2	-0.0016	1.0	1.00000 g	
3	CRA	17 May 2005	12:08:59	2	0.0100	1.0	1.00000 g	1509%
4	CCV	17 May 2005	12:11:30	2	0.2271	1.0	1.00000 g	1149%
5	CCB	17 May 2005	12:14:01	2	-0.0019	1.0	1.00000 g	
6	STD@0.1	17 May 2005	12:16:32	2	0.0270	1.0	1.00000 g	
7	STD@0.2	17 May 2005	12:19:03	2	0.1899	1.0	1.00000 g	259%
8	MB-18137	17 May 2005	12:21:34	2	-0.0008	1.0	1.00000 g	
9	LCS-18137	17 May 2005	12:24:05	2	0.0918	1.0	1.00000 g	429%
10	CCV	17 May 2005	12:26:37	2	0.2272	1.0	1.00000 g	1149%
11	CCB	17 May 2005	12:29:09	2	-0.0011	1.0	1.00000 g	
12	D0556-03A	17 May 2005	12:31:41	2	-0.0015	1.0	1.00000 g	} RPD=0%
13	D0556-04A	17 May 2005	12:34:13	2	-0.0020	1.0	1.00000 g	
14	D0556-04ADUP	17 May 2005	12:36:44	2	-0.0019	1.0	1.00000 g	
15	D0556-04AMS	17 May 2005	12:39:15	2	0.0903	1.0	1.00000 g	90%
16	MB-18140	17 May 2005	12:41:47	2	-0.0017	1.0	1.00000 g	
17	LCS-18140	17 May 2005	12:44:18	2	-0.0891	1.0	1.00000 g	
18	D0549-01D	17 May 2005	12:46:49	2	-0.0011	1.0	1.00000 g	} RPD=0%
19	D0549-01DDUP	17 May 2005	12:49:20	2	-0.0006	1.0	1.00000 g	
20	CCV	17 May 2005	12:51:52	2	0.2277	1.0	1.00000 g	1149%
21	CCB	17 May 2005	12:54:23	2	-0.0017	1.0	1.00000 g	
22	D0549-01DMS	17 May 2005	12:56:55	2	0.0875	1.0	1.00000 g	889%
23	MB-18140	17 May 2005	12:59:25	2	-0.0011	1.0	1.00000 g	
24	D0529-03C	17 May 2005	13:01:57	2	-0.0014	1.0	1.00000 g	} RPD=0%
25	D0529-03CDUP	17 May 2005	13:04:29	2	-0.0001	1.0	1.00000 g	
26	D0529-03CMS	17 May 2005	13:07:01	2	0.0851	1.0	1.00000 g	859%
27	CCV	17 May 2005	13:09:32	2	0.2292	1.0	1.00000 g	1159%
28	CCB	17 May 2005	13:12:04	2	-0.0013	1.0	1.00000 g	
29	SOLVENT	17 May 2005	13:14:35	2	-0.0016	1.0	1.00000 g	





18165  
5/17/05







**Creator:** rsmith

**Creation Date:** May 17, 2005 11:25:41

**Last Modified:** May 17, 2005 11:25:41

**Description:** ANALYSIS: CYANIDE

ANALYST: KB

Cup #	Sample ID	Manual Dilution	Sample Type	
7	S0	1.0000	CalStd	
8	S0.01	1.0000	CalStd	
9	S0.025	1.0000	CalStd	
10	S0.05	1.0000	CalStd	
11	S0.10	1.0000	CalStd	
12	S0.20	1.0000	CalStd	
13	S0.40	1.0000	CalStd	
1	ICV	1.0000	Unknown	
2	ICB	1.0000	Unknown	
3	CRA	1.0000	Unknown	
4	CCV	1.0000	Unknown	
5	CCB	1.0000	Unknown	
6	STD@0.1	1.0000	Unknown	
7	STD@0.2	1.0000	Unknown	
8	MB-18137	1.0000	Unknown	
9	LCS-18137	1.0000	Unknown	
10	CCV	1.0000	Unknown	
11	CCB	1.0000	Unknown	
12	D0556-03A	1.0000	Unknown	
13	D0556-04A	1.0000	Unknown	
14	D0556-04ADUP	1.0000	Unknown	
15	D0556-04AMS	1.0000	Unknown	
16	MB-18140	1.0000	Unknown	
17	LCS-18140	1.0000	Unknown	
18	D0549-01D	1.0000	Unknown	
19	D0549-01DDUP	1.0000	Unknown	
20	CCV	1.0000	Unknown	
21	CCB	1.0000	Unknown	
22	D0549-01DMS	1.0000	Unknown	
23	MB-18140	1.0000	Unknown	
24	D0529-03C	1.0000	Unknown	
25	D0529-03CDUP	1.0000	Unknown	
26	D0529-03CMS	1.0000	Unknown	
27	CCV	1.0000	Unknown	
28	CCB	1.0000	Unknown	
29	SOLVENT	1.0000	Unknown	

**Creator:** rsmith

**Creation Date:** May 17, 2005 13:56:11

**Last Modified:** May 17, 2005 13:56:11

**Description:** ANALYSIS: CYANIDE

ANALYST: KB

Cup #	Sample ID	Manual Dilution	Sample Type	
7	S0	1.0000	CalStd	
8	S0.01	1.0000	CalStd	
9	S0.025	1.0000	CalStd	
10	S0.05	1.0000	CalStd	
11	S0.10	1.0000	CalStd	
12	S0.20	1.0000	CalStd	
13	S0.40	1.0000	CalStd	
1	STD@0.1	1.0000	Unknown	
2	LCS-18140	1.0000	Unknown	
3	CCV	1.0000	Unknown	
4	CCB	1.0000	Unknown	
5	SOLVENT	1.0000	Unknown	

\* results in mg/L

AS POS	Lab ID	AS POS	Lab ID	AS POS	Lab ID	AS POS	Lab ID
S1	80.0	12	D0556	32	CEU	52	
S2	50.0	13		33	CEB	53	
S3	50.025	14		34	SOLVENT	54	
S4	50.05	15	D0556	35		55	
S5	50.10	16	MB-18140	36		56	
S6	50.20	17	LCS-18140	37		57	
S7	50.40	18	D0549	38		58	
S8		19	D0549	39		59	
S9		20	CEU	40		60	
1	ICU	21	CEB	41		61	
2	ICB	22	D0549	42		62	
3	CEA	23	MB-18140	43		63	
4	CEV	24	D0529	44		64	
5	CEB	25	D0529	45		65	
6	MD@0.1	26	D0529	46		66	
7	MD@0.2	27	CEU	47		67	
8	MB-18137	28	CEB	48		68	
9	LCS-18137	29	SOLVENT	49		69	
10	CEU	30	MD@0.1	50		70	
11	CEB	31	LCS-18140	51		71	

Date: 5/17/05 Analyst: KB/SN

Analyses: Channel 1: CN Channel 2:

Other

Curve on: 5/17/05

m =

b =

r = 0.9999

Reagent Lots

Pyridine: IROSO5092

NaOH: IROSO50301

KH2PO4: IROSO50205

Barbituric Acid: IROSO50502

Chloramine-T: IROSO51701

## Prep Logbooks

☒ ICP

☒ Mercury

☒ Cyanide

☒ Percent Solids

LM

MITKEM CORPORATION: Aqueous Metals Preparation Logbook

D0529

Date	Sample ID	Client ID	Sample Vol (ml)	pH	Sample Color Before	Clarity Before	Conc. HNO <sub>3</sub> (ml)	Conc. HCl (ml)	1:1 HCl (ml)	Sample Color After	Sample Clarity After	Final Volume (ml)	Comments	Analyst
5/18/15	PMN-18716	-	50	-	colorless	clear	0.5	2.5	-	colorless	clear	50		sd
	LCM-18716	-		-	colorless	clear				colorless	clear			
	D0529	03D RINSATE		<2	colorless	clear				colorless	clear			
	D0539	01E 0136W000505		<2	colorless	clear				colorless	clear			
		02E 0136W000505		<2	colorless	clear				colorless	clear			
		04E T050905		<2	colorless	clear				colorless	clear			
		05E R050905		<2	colorless	clear				colorless	clear			
		06E 0136W000505		<2	colorless	clear				colorless	clear			
		06E 0136W000505		<2	colorless	clear				colorless	clear			
		07E 0136W000505		<2	colorless	clear				colorless	clear			
		08E 0136W000505		<2	colorless	clear				colorless	clear			
		09E 0136W000505		<2	colorless	clear				colorless	clear			
	D0539	09E 0136W000505		<2	colorless	clear				colorless	clear			
	D0565	01C comb inf	50	<2	colorless	clear	0.5	2.5	-	colorless	clear	50		sd
	5/18/15													

HCl Lot# 4404090

HNO3 Lot# 1104060

Method: 100,000g

Digestion Temp: 95

OC

LCSS/Spike ID:

1040928B - 450ul / 1040809T- 50ul  
1041130D 45ul / 1040430A  
1041125T 1040302E

SOP#: LCM 4.1

RELINQUISHED TO: Rm 5/18/15

D0529

## MITKEM CORPORATION: Soil/Solid Metals Prep Logbook

Date	Sample ID	Client ID	Sample Wt. (g)	Sample Color Before	Texture	1:1 HNO <sub>3</sub> ml	Conc. HNO <sub>3</sub> ml	30% H <sub>2</sub> O <sub>2</sub> ml	Conc. HCl ml	Sample Color After	Sample Clarity After	Final Volume ml	Comments	Analyst
5/18/05	18SS-1877	—	1.00	—	—	10	5	10	5	Colorless	clear	200		SN
	LCSS-1877	D041540	1.00	brown	fine	1	1	1	1	yellow	clear	1		
	D0529	01A B-190	1.49	brown	muddy	1	1	1	1	yellow	clear	1		
	D0529	01B B-3 (9.0')	1.34	mix color	rocky	1	1	1	1	yellow	clear	1		
	D0529	01BMS B-3 (9.0')	1.34	mix color	rocky	1	1	1	1	yellow	clear	1		
5/18/05	D0529	01BMS D-3 (9.0')	1.34	mix color	rocky	10	5	10	5	Colorless	clear	200		SN

HCl Lot# 4404096

HNO<sub>3</sub> Lot# 1164060H<sub>2</sub>O<sub>2</sub> Lot# 042211

Method: 100.0101

SOP#: 11N4.1

Digestion Temp: 95 °C

LCS/Spike Lot No.:

RELINQUISHED TO: RW 6/8/05

1440430A,  
1440302E } 200ul  
10448697

MITKEM CORPORATION: Mercury Digestion Logbook													
ILM		Dz		D0529									
Date	Bottle No.	Sample ID	Client ID	Sample Vol (ml)/ Wt (g)	Reagents Added					Aqua-regia (ml)	Final Volume (ml)	Comments	Analyst
					Conc. H <sub>2</sub> SO <sub>4</sub> (ml)	Conc. HNO <sub>3</sub> (ml)	5% KMnO <sub>4</sub> (ml)	5% K <sub>2</sub> SO <sub>4</sub> (ml)					
5/18/05	319	S0.0		100	5	2.5	15	8	-	100		SN	
	207	S0.2		20.4/100							II 050503A		
	252	S1.0		2.2/100									
	3327	S2.0		2.4/100									
	22WI	S5.0		1.6/100									
	14F	S10.0		2.0/100							II 050503A		
	106X	1CV		1.6/100							II 050503B		
	115	20W-18173		100						100			
	3A	D0529	03DRIN3ATE	100						132			
	165	D0565	01C comb mlf	100						134			
	1P	D1565	01C 2nd comb mlf	100						132			
5/18/05	3267	D0565	01C N <sub>2</sub> comb mlf	100	5	2.5	15	8	-	132		SN	
<div>SN 5/18/05</div>													

Waters  
In: 12:00  
Out: 14:00  
Matrix: Aqueous

Soils  
In: MA  
Out: MA  
Matrix: Soil/Solid

Temp: 45  
H<sub>2</sub>SO<sub>4</sub> Lot # 3103091  
HNO<sub>3</sub> Lot # 1104060  
HCl Lot # 4404090  
KMnO<sub>4</sub> Lot # 050469  
K<sub>2</sub>S<sub>2</sub>O<sub>8</sub> Lot # 021215  
Method # 1LM 4.1

LCSS  
Spike  
II 050503A

Reviewed by: SN 5/18/05

## MITKEM CORPORATION: Mercury Digestion Logbook

ILM Soil

D0529

Date	Bottle No.	Sample ID	Client ID	Reagents Added					Final Volume (ml)	Comments	Analyst
				Conc. H <sub>2</sub> SO <sub>4</sub> (ml)	Conc. HNO <sub>3</sub> (ml)	5% KMnO <sub>4</sub> (ml)	5% K <sub>2</sub> SO <sub>4</sub> (ml)	Aqua-regia (ml)			
5/18/05	326A	ROSS-18174	-	5	2.5	15	8	-	100		gn
157		LCSS-18174	D044540								
326F		D0523	01A B-190								
108		D0529	01B B-3(9.0)								
152		D0529	01BMP B-3(9.0)								
5/18/05	313	D0529	01BMS B-3(9.0)	5	2.5	15	8	-	100		gn

SN 518/05

Waters In: 13-287 Out: 12-30 Temp: 95 °C  
 Out: 13-30 Out: 14-00  
 Matrix: Aqueous H<sub>2</sub>SO<sub>4</sub> Lot # 310309  
 HNO<sub>3</sub> Lot # 1104060  
 HCl Lot # 4104090  
 KMnO<sub>4</sub> Lot # 050469  
 K<sub>2</sub>S<sub>2</sub>O<sub>8</sub> Lot # 026215  
 Method # 518/05

Relinquished TO: Don 5/18/05 Reviewed by: Don 5/27/05  
 Matrix: Soil/Solid



## MITKEM CORPORATION: CYANIDE DISTILLATION LOGBOOK

Date: 5/12/05

Time On: 9:25

Time Off: 11:25

Analyst: KB

Place #	Lab ID	Sample Vol (ml) Weight (g)	Sample pH	Pb Ac Paper (Y/N)	O.IN NaAsO <sub>2</sub> (ml)	KI Test (Y/N)	4N Sulfamic Acid (ml)	50% H <sub>2</sub> SO <sub>4</sub>	2.5M MgCl <sub>2</sub> (ml)	Final Volume
1	ICV	50	—	N	—	N	0.5	5	2	50
2	std 0.1	50								50
3	PBSS -18105	1.00								50
4	LCSS	1.00								50
5	DO537 01B	1.16								50
6		01BWP 1.16								50
7		01BMS 1.16								50
8		02B 1.04								50
9		03B 1.13								50
10		04B 1.01								50
1		05B 1.12								50
2		06B 1.07								50
3		07B 1.25								50
4		08B 1.00								50
5		09B 1.01								50
6		10B 1.00								50
7		11B 1.05								50
8	DO537 12B	1.00								50
9	DO538 01C	1.13								50
10	DO538 02C	1.18	—	N	—	N	0.5	5	2	50

std 0.1 IHHOSOSOS03

LCS ID: IHHOSOSOS02

Sulfamic Acid: IRO5102601

MgCl<sub>2</sub>: IRO5050501

Spike ID: IHHOSOSOS01

Na<sub>2</sub>AsO<sub>2</sub>: —

Cad. Carbonate: —

ICV ID: IHHOSOSOS01

H<sub>2</sub>SO<sub>4</sub>: IRO5050503

Temp: 125°C

Std.0.2: —

Logbook ID: 100.0169-04/05

Reviewed By: se/s/26/05

# MITKEM CORPORATION: CYANIDE DISTILLATION LOGBOOK

Date: 5/12/05 Time On: 14:30 Time Off: 16:30 Analyst: SW/KD

Place #	Lab ID	Sample Vol (ml) Weight (g)	Sample pH	Pb Ac Paper (Y/N)	O.IN NaAsO <sub>2</sub> (ml)	KI Test (Y/N)	4N Sulfamic Acid (ml)	50% H <sub>2</sub> SO <sub>4</sub>	2.5M MgCl <sub>2</sub> (ml)	Final Volume
1	D0538	030 1.25	—	N	—	N	0.5	5	2	50
2	PBSS -18106	1.00 ✓	↓	↓	↓	↓	↓	↓	↓	50
3	LCSS	1.03 ✓	↓	↓	↓	↓	↓	↓	↓	50
4	D0529	01B 1.034 ✓	↓	↓	↓	↓	↓	↓	↓	50
5	D0529	01B 1.034 ✓	↓	↓	↓	↓	↓	↓	↓	50
6	D0529	01B 1.04 ✓	↓	↓	↓	↓	↓	↓	↓	50
7	D0523	01B 1.25	↓	↓	↓	↓	↓	↓	↓	50
8	std 0.2	50	—	N	—	N	0.5	5	2	50
9										50
10										50
1										50
2										50
3										50
4										50
5										50
6										50
7										50
8										50
9										50
10										50

LCS ID: INP041105A D0537

Sulfamic Acid: \_\_\_\_\_

see p. 11  
MgCl<sub>2</sub>: \_\_\_\_\_

Spike ID: INI05050302

Na<sub>2</sub>AsO<sub>2</sub>: \_\_\_\_\_

Cad. Carbonate: \_\_\_\_\_ ICV ID: \_\_\_\_\_

H<sub>2</sub>SO<sub>4</sub>: \_\_\_\_\_

Temp: \_\_\_\_\_

Std. 0.2: INI05051203

Logbook ID: 100.0169-04/05

Reviewed By: SW 5/26/05

## MITKEM CORPORATION: CYANIDE DISTILLATION LOGBOOK

Date: 5/16/05		Time On: 9:45		12:30	Time Off: 11:45		14:30	Analyst: SN		
Place #	Lab ID	Sample Vol (ml) Weight (g)	Sample pH	Pb Ac Paper (Y/N)	O.IN NaAsO2 (ml)	KI Test (Y/N)	4N Sulfamic Acid (ml)	50% H2SO4	2.5M MgCl2 (ml)	Final Volume
1	ICV	50	—	N	—	N	0.5	5	2	50
2	std 0.1	50	↓	↓	↓	↓	↓	↓	↓	50
3	std 0.2	50	↓	↓	↓	↓	↓	↓	↓	50
4	PBSS-18137	50	↓	↓	↓	↓	↓	↓	↓	50
5	LCSS-18137	50	↓	↓	↓	↓	↓	↓	↓	50
6	D0556 03A	104	↓	↓	↓	↓	↓	↓	↓	50
7	↓ 04A	1.01	↓	↓	↓	↓	↓	↓	↓	50
8	↓ 04ADMP	1.01	↓	↓	↓	↓	↓	↓	↓	50
9	D0556 04AMS	1.01	↓	↓	↓	↓	↓	↓	↓	50
10	PBW <sub>1</sub> -18140	50	↓	↓	↓	↓	↓	↓	↓	50
1	LCSW <sub>1</sub> -18140	50	↓	↓	↓	↓	↓	↓	↓	50
2	D0549 01D	50	↓	↓	↓	↓	↓	↓	↓	50
3	D0549 01DMP	50	↓	↓	↓	↓	↓	↓	↓	50
4	D0549 01D MS	50	↓	↓	↓	↓	↓	↓	↓	50
5	PBW <sub>2</sub> -18140 <sup>5/17/05 CB</sup> 18165	50	↓	↓	↓	↓	↓	↓	↓	50
6	D0529 03C	50	↓	↓	↓	↓	↓	↓	↓	50
7	D0529 03C DMP	50	↓	↓	↓	↓	↓	↓	↓	50
8	D0529 03CMS	50	—	N	—	N	0.5	5	2	50
9	sw 5/17/05									50
10										50

std 0.12 INW0505202

LCS ID: INW05051205

Sulfamic Acid: IR05051207

INW05050312

MgCl<sub>2</sub>: IR05050501

Spike ID: INW05050301

Na<sub>2</sub>AsO<sub>2</sub>: —

Cad. Carbonate: —

ICV ID: INW05051204

H<sub>2</sub>SO<sub>4</sub>: IR05051206

Temp: 125°C

Std.0.2: INW05051203

Logbook ID: 100.0169-04/05

Reviewed By: SN 5/19/05

## ***Percent Moisture and Percent Solids Report***

<i><b>Mitkem Sample ID</b></i>	<i><b>Client Sample ID</b></i>	<i><b>Analyzed</b></i>	<i><b>Percent Moisture</b></i>	<i><b>Percent Solids</b></i>	<i><b>Validated</b></i>
<i>D0529-01A</i>	<i>B-3 (9.0')</i>	05/13/2005	17	83	Yes
<i>D0529-02A</i>	<i>B-3 (3.0')</i>	05/13/2005	13	87	Yes

**Last Page of Data Report**



*"Environmental Testing For The New Millennium"*

---

June 22, 2005

Day Environmental, Inc.  
40 Commercial Street  
Rochester, NY 14614  
Attn: Mr. Chris Davidson

RE: Client Project: 5 Hunt Road, Jamestown, NY  
Lab Work Order #: D0603

Dear Mr. Davidson:

Enclosed please find the data report of the required analyses for the samples associated with the above referenced project.


If you have any questions regarding this report, please call me.

We appreciate your business.

Sincerely,

A handwritten signature in black ink, appearing to read "Agnes R. Ng", is written over the typed name.

Agnes R. Ng  
CLP Project Manager



**\* Data Summary Pack \***

# Mitkem Corporation

## New York State Department of Environmental Conservation Sample Identification and Analytical Requirements Summary

Project Name: **5 HUNTS ROAD, JAMESTOWN**

SDG: **D0603**

Customer Sample ID	Laboratory Sample ID	Analytical Requirements				
		VOA GC/MS Method #	SVOA GC/MS Method #	Pest/PCB Method #	Metals	Other
B-840	D0603-01	ASP				SEE DATA
B-1130	D0603-02	ASP				

NYASP 10/95



# Mitkem Corporation

## New York State Department of Environmental Conservation

### Sample Preparation and Analyses Summary

#### Volatile (VOA) Analyses

Project Name: **5 HUNTS ROAD, JAMESTOWN**

SDG: **D0603**

<u>Laboratory Sample ID</u>	<u>Matrix</u>	<u>Date Collected</u>	<u>Date Received by Lab</u>	<u>Date Extracted</u>	<u>Date Analyzed</u>
D0603-01A	SL	05/23/2005	05/25/2005	5/26/05, 6/1/05	5/26/05, 6/2/05
D0603-02A	SL	05/23/2005	05/25/2005	05/27/2005	05/27/2005

NYASP 10/95

# Mitkem Corporation

## New York State Department of Environmental Conservation

### Sample Preparation and Analyses Summary Volatile (VOA) Analyses

Project Name: **5 HUNTS ROAD, JAMESTOWN**

SDG: **D0603**

<u>Laboratory Sample ID</u>	<u>Matrix</u>	<u>Analytical Protocol</u>	<u>Extraction Method</u>	<u>Low/Medium Level</u>	<u>Dil/Conc Factor</u>
D0603-01A	SL	ASP	DI Water, Methanol	Low, Medium	1, 250
D0603-02A	SL	ASP	Di Water	Low	1

NYASP 10/95

Analytical Data Package for Day Environmental, Inc.

Client Project No.: 5 Hunt Road, Jamestown, NY

Mitkem Work Order ID: D0603

June 22, 2005

Prepared For: Day Environmental, Inc.  
40 Commercial Street  
Rochester, NY 14614  
Attn: Mr. Jeff Danzinger

Prepared By: Mitkem Corporation  
175 Metro Center Boulevard  
Warwick, RI 02886  
(401) 732-3400

## **SDG Narrative**

Mitkem Corporation submits the enclosed data package in response to Day Environmental Inc.'s 5 Hunt Road, Jamestown, NY project. Under this deliverable, analysis results are presented for two soil samples that were received on May 25, 2005. Analyses were performed per specifications in the project's contract and the chain of custody forms. Sample Identifications were shortened where necessary due to limitations in data reporting software. Following the narrative is a table of sample identifications for cross-referencing full client sample ID, shortened client sample ID and laboratory sample ID, along with the Mitkem Work Order.

The analyses were performed and reported per NYSDEC ASP (2000 update) requirement for Category B deliverable with the exception of total petroleum hydrocarbons. The analysis results for total petroleum hydrocarbons are presented in the standard Mitkem format with supporting raw data.

The following observation and/or deviations are observed for the following analyses:

### **1. Overall observation:**

Where needed, manual integrations were performed to improve data quality. The corrections were reviewed and associated hardcopies generated and reported as required. Manual integrations are coded to provide the data reviewer justification for such action. The codes are labeled on the ion chromatogram signal (GC/MS signal) and chromatogram for GC based analysis as follows:

- M1            peak tailing or fronting.
- M2            peak co-elution.
- M3            rising or falling baseline.
- M4            retention time shift.
- M5            miscellaneous – under this category, the justification is explained.

The enclosed report includes the originals of all data with the exception of logbook pages and certain initial calibrations. Photocopies of logbook pages are included, with the originals maintained on file at the laboratory. The originals of initial calibrations that are shared among several cases are maintained on file at the laboratory, with photocopies included in the data package.

## 2. Volatiles Analysis:

Trap used for instruments V1 and V6: OI Analytical #10 trap containing 8 cm each of Tenax, silica gel and carbon molecular sieve.

GC column used: 30 m x 0.25 mm id (1.4 um film thickness) DB-624 capillary column.

Alkanes were determined as part of TIC. The alkanes are reported in the Alkane Narrative Report following the SDG Narrative.

Surrogate recovery: recoveries were within the QC limits with the exception of high recovery of bromofluorobenzene in sample B-840. The sample was re-analyzed at dilution with surrogate recoveries within the QC limits.

Lab control sample: spike recoveries were within the QC limits.

Sample analysis: due to high concentration of target analytes, sample B-840 was re-analyzed at dilution by the medium-level approach. In addition to the medium-level analysis, the sample was also analyzed at 2x dilution. No other unusual observation was made for the analysis.

## 3. Total Petroleum Hydrocarbon Analysis:

Surrogate recovery: recovery was within the QC limits.

Lab control sample: spike recovery was within the QC limits.

Sample analysis: sample B-840 contains resolved and unresolved peaks in the retention time range for a mixture of three petroleum products, two being typical diesel fuel and motor oil. The third product is in the range for a low boiling point product such as gasoline, but the pattern of resolved and unresolved peaks does not match the laboratory standard gasoline. The pattern is similar to keosene or jet fuel, but appears to be in a lower boiling point range than these products. The chromatograms for diesel fuel and motor oil are included. No other unusual observation was made for the analysis.

All pages in this report have been numbered consecutively, starting with the title page and ending with a page saying only "Last Page of Data Report".

I certify that this data package is in compliance, both technically and for completeness, for other than the conditions detailed above. Release of the data contained in this hardcopy data package has been authorized by the laboratory manager or his designee, as verified by the following signature.

A handwritten signature in black ink, appearing to read 'Agnes Ng' with a stylized flourish at the end.

Agnes Ng  
CLP Project Manager  
06/22/05

ALKANE NARRATIVE REPORT  
 Report date : 06/18/2005  
 SDG: MD0603

Client Sample ID: B-840	Lab Sample ID: D0603-01A	File ID: V1G7823
Compound	RT	Est. Conc. Q
-----	-----	-----
Straight-chain Alkane	10.96	870 J
Cyclic Alkane	11.71	1400 J
Cyclic Alkane	12.42	450 J
Straight-chain Alkane	12.58	1800 J
Branched Alkane	12.93	640 J
Cyclic Alkane	13.28	780 J
Straight-chain Alkane	13.94	470 J

Client Sample ID: B-840DL	Lab Sample ID: D0603-01ADL	File ID: V6D6397
Compound	RT	Est. Conc. Q
-----	-----	-----
Straight-chain Alkane	9.74	12000 JD
Branched Alkane	10.41	11000 JD
Branched Alkane	10.58	7200 JD
Straight-chain Alkane	11.48	43000 JD
Branched Alkane	11.85	20000 JD
Cyclic Alkane	12.18	8600 JD
Branched Alkane	12.54	4500 JD
Straight-chain Alkane	12.91	12000 JD

# ***Mitkem and Client Sample ID Summary Report\****

***Mitkem Workorder:*** D0603

***Client Name:*** Day Environmental, Inc

<b><i>Mitkem Sample ID</i></b>	<b><i>Reported Client Sample ID</i></b>	<b><i>Full Client Sample ID</i></b>
D0603-01A	B-840	B-8 (4.0')
D0603-02A	B-1130	B-11 (3.0')

***\* If client sample ID has not been truncated, the full client sample ID is listed in the column labeled "Reported Client Sample ID"***



Client ID: DAY

Project: Jamestown

Location: 5 HUNTS ROAD, JAMESTOWN

Comments: N/A

Case:

SDG:

PO: 3563S-04

Report Level: ASP-B

EDD:

HC Due: 06/15/05

Fax Due:

Sample ID	Client Sample ID	Collection Date	Date Received	Matrix	Test Code	Lab Test Comments	Isd	MS	SEL	Storage
D0603-01A	B-840	05/23/05 09:54	05/25/05	Soil	OLM4.2_VOA_LOW_S	NYS CLP - ADD LCS	<input type="checkbox"/>	<input type="checkbox"/>	<input type="checkbox"/>	VOA
					PMoist		<input type="checkbox"/>	<input type="checkbox"/>	<input type="checkbox"/>	VOA
					TPH_S	PLUS FUEL ID, method 310.	<input type="checkbox"/>	<input type="checkbox"/>	<input type="checkbox"/>	VOA
D0603-02A	B-1130	05/23/05 11:41	05/25/05	Soil	OLM4.2_VOA_LOW_S	NYS CLP - ADD LCS	<input type="checkbox"/>	<input type="checkbox"/>	<input type="checkbox"/>	VOA
					PMoist		<input type="checkbox"/>	<input type="checkbox"/>	<input type="checkbox"/>	VOA



## Analysis Report: Fuel Identification

Client: DAY  
Analysis: 310.13  
Matrix: Soil  
Extraction Date: 06/02/2005

<u>Lab ID</u>	<u>Client ID</u>	<u>Result</u>	<u>Analysis Date:</u>
D0603-01	B-8(4.0')	see below	06/07/2005

### Fuel Identification:

Sample D0603-01A contains resolved and unresolved peaks in the retention time ranges for a mixture of three petroleum products, two being typical Diesel Fuel and Motor Oil. The third product is in the range for a low boiling point product such as gasoline, but the pattern of resolved and unresolved peaks does not match the laboratory standard gasoline. The pattern is similar to kerosene or jet fuel, but appears to be in a lower boiling point range than these products.

# Mitkem Corporation

Date: 14-Jun-05

Client: Day Environmental, Inc.

Client Sample ID: B-840

Lab ID: D0603-01

Project: Jamestown

Collection Date: 05/23/05 09:54

Analyses	Result	Qual	RL	Units	DF	Date Analyzed	Batch ID
<b>TOTAL PETROLEUM HYDROCARBONS (TPH) BY GC-FID</b>			<b>TPH_S</b>				
Extractable Total Petroleum Hydrocarbon	250		18	mg/Kg	1	06/07/2005 09:30	18361
Surr: para-Terphenyl	81.3		64.7-104	%REC	1	06/07/2005 09:30	18361

**Qualifiers:** ND - Not Detected at the Reporting Limit  
J - Analyte detected below quantitation limits  
B - Analyte detected in the associated Method Blank  
DF - Dilution Factor

S - Spike Recovery outside accepted recovery limits  
R - RPD outside accepted recovery limits  
E - Value above quantitation range  
RL - Reporting Limit

# Mitek Corporation

Date: 14-Jun-05

CLIENT: Day Environmental, Inc.  
 Work Order: D0603  
 Project: Jamestown

## ANALYTICAL QC SUMMARY REPORT

TestCode: TPH\_S

Sample ID	MB-18361	SampType: MBLK	TestCode: TPH_S	Prep Date: 06/02/2005	Run ID: F1_050606B							
Client ID:	MB-18361	Batch ID: 18361	Units: mg/Kg	Analysis Date: 06/06/2005	SeqNo: 356986							
Analyte		Result	PQL	SPK value	SPK Ref Val	%REC	LowLimit	HighLimit	RPD Ref Val	%RPD	RPDLimit	Qual

Sample ID	LCS-18361	SampType: LCS	TestCode: TPH_S	Prep Date: 06/02/2005	Run ID: F1_050606B							
Client ID:	LCS-18361	Batch ID: 18361	Units: mg/Kg	Analysis Date: 06/06/2005	SeqNo: 356987							
Analyte		Result	PQL	SPK value	SPK Ref Val	%REC	LowLimit	HighLimit	RPD Ref Val	%RPD	RPDLimit	Qual

Qualifiers: ND - Not Detected at the Reporting Limit  
 J - Analyte detected below quantitation limits

S - Spike Recovery outside accepted recovery limits  
 R - RPD outside accepted recovery limits

B - Analyte detected in the associated Method Blank

1A  
VOLATILE ORGANICS ANALYSIS DATA SHEET

EPA SAMPLE NO.

B-1130

Lab Name: MITKEM CORPORATION Contract: \_\_\_\_\_

Lab Code: MITKEM Case No.: \_\_\_\_\_ SAS No.: \_\_\_\_\_ SDG No.: MD0603

Matrix: (soil/water) SOIL Lab Sample ID: D0603-02A

Sample wt/vol: 6.2(g/mL) G Lab File ID: V1G7837

Level: (low/med) LOW Date Received: 05/25/05

% Moisture: not dec. 24 Date Analyzed: 05/27/05

GC Column: DB-624 ID: 0.25 (mm) Dilution Factor: 1.0

Soil Extract Volume: \_\_\_\_\_ (mL) Soil Aliquot Volume: \_\_\_\_\_ (uL)

CONCENTRATION UNITS:  
(ug/L or ug/Kg) UG/KG Q

CAS NO.	COMPOUND		
75-71-8	Dichlorodifluoromethane	11	U
74-87-3	Chloromethane	11	U
75-01-4	Vinyl Chloride	11	U
74-83-9	Bromomethane	11	U
75-00-3	Chloroethane	11	U
75-69-4	Trichlorofluoromethane	11	U
75-35-4	1,1-Dichloroethene	11	U
76-13-1	1,1,2-Trichloro-1,2,2-trifluoroethane	11	U
67-64-1	Acetone	79	
75-15-0	Carbon Disulfide	11	U
79-20-9	Methyl Acetate	11	U
75-09-2	Methylene Chloride	11	U
156-60-5	trans-1,2-Dichloroethene	11	U
1634-04-4	Methyl tert-Butyl Ether	11	U
75-34-3	1,1-Dichloroethane	11	U
156-59-2	cis-1,2-Dichloroethene	2	J
78-93-3	2-Butanone	24	
67-66-3	Chloroform	11	U
71-55-6	1,1,1-Trichloroethane	11	U
110-82-7	Cyclohexane	11	U
56-23-5	Carbon Tetrachloride	11	U
71-43-2	Benzene	11	U
107-06-2	1,2-Dichloroethane	11	U

1B  
VOLATILE ORGANICS ANALYSIS DATA SHEET

EPA SAMPLE NO.

B-1130

Lab Name: MITKEM CORPORATION Contract: \_\_\_\_\_

Lab Code: MITKEM Case No.: \_\_\_\_\_ SAS No.: \_\_\_\_\_ SDG No.: MD0603

Matrix: (soil/water) SOIL Lab Sample ID: D0603-02A

Sample wt/vol: 6.2(g/mL) G Lab File ID: V1G7837

Level: (low/med) LOW Date Received: 05/25/05

% Moisture: not dec. 24 Date Analyzed: 05/27/05

GC Column: DB-624 ID: 0.25 (mm) Dilution Factor: 1.0

Soil Extract Volume: \_\_\_\_\_ (mL) Soil Aliquot Volume: \_\_\_\_\_ (uL)

CONCENTRATION UNITS:  
(ug/L or ug/Kg) UG/KG Q

CAS NO.	COMPOUND		
79-01-6	Trichloroethene	1	J
108-87-2	Methylcyclohexane	11	U
78-87-5	1,2-Dichloropropane	11	U
75-27-4	Bromodichloromethane	11	U
10061-01-5	cis-1,3-Dichloropropene	11	U
108-10-1	4-Methyl-2-Pentanone	11	U
108-88-3	Toluene	11	U
10061-02-6	trans-1,3-Dichloropropene	11	U
79-00-5	1,1,2-Trichloroethane	11	U
127-18-4	Tetrachloroethene	9	JB
591-78-6	2-Hexanone	11	U
124-48-1	Dibromochloromethane	11	U
106-93-4	1,2-Dibromoethane	11	U
108-90-7	Chlorobenzene	11	U
100-41-4	Ethylbenzene	11	U
1330-20-7	Xylene (Total)	11	U
100-42-5	Styrene	11	U
75-25-2	Bromoform	11	U
98-82-8	Isopropylbenzene	11	U
79-34-5	1,1,2,2-Tetrachloroethane	11	U
541-73-1	1,3-Dichlorobenzene	11	U
106-46-7	1,4-Dichlorobenzene	11	U
95-50-1	1,2-Dichlorobenzene	11	U
96-12-8	1,2-Dibromo-3-chloropropane	11	U
120-82-1	1,2,4-Trichlorobenzene	11	U

1F  
VOLATILE ORGANICS ANALYSIS DATA SHEET  
TENTATIVELY IDENTIFIED COMPOUNDS

EPA SAMPLE NO.

B-1130

Lab Name: MITKEM CORPORATION Contract: \_\_\_\_\_

Lab Code: MITKEM Case No.: \_\_\_\_\_ SAS No.: \_\_\_\_\_ SDG No.: MD0603

Matrix: (soil/water) SOIL Lab Sample ID: D0603-02A

Sample wt/vol: 6.2 (g/mL) G Lab File ID: V1G7837

Level: (low/med) LOW Date Received: 05/25/05

% Moisture: not dec. 24 Date Analyzed: 05/27/05

GC Column: DB-624 ID: 0.25 (mm) Dilution Factor: 1.0

Soil Extract Volume: \_\_\_\_\_ (mL) Soil Aliquot Volume: \_\_\_\_\_ (uL)

Number TICs found: 0

CONCENTRATION UNITS:  
(ug/L or ug/Kg) ug/Kg

CAS NUMBER	COMPOUND NAME	RT	EST. CONC.	Q
=====	=====	=====	=====	=====
1.				
2.				
3.				
4.				
5.				
6.				
7.				
8.				
9.				
10.				
11.				
12.				
13.				
14.				
15.				
16.				
17.				
18.				
19.				
20.				
21.				
22.				
23.				
24.				
25.				
26.				
27.				
28.				
29.				
30.				

1A  
VOLATILE ORGANICS ANALYSIS DATA SHEET

EPA SAMPLE NO.

B-840

Lab Name: MITKEM CORPORATION Contract: \_\_\_\_\_

Lab Code: MITKEM Case No.: \_\_\_\_\_ SAS No.: \_\_\_\_\_ SDG No.: MD0603

Matrix: (soil/water) SOIL Lab Sample ID: D0603-01A

Sample wt/vol: 5.1 (g/mL) G Lab File ID: V1G7823

Level: (low/med) LOW Date Received: 05/25/05

% Moisture: not dec. 32 Date Analyzed: 05/26/05

GC Column: DB-624 ID: 0.25 (mm) Dilution Factor: 1.0

Soil Extract Volume: \_\_\_\_\_ (mL) Soil Aliquot Volume: \_\_\_\_\_ (uL)

CONCENTRATION UNITS:  
(ug/L or ug/Kg) UG/KG Q

CAS NO.	COMPOUND		
75-71-8	Dichlorodifluoromethane	14	U
74-87-3	Chloromethane	14	U
75-01-4	Vinyl Chloride	320	E
74-83-9	Bromomethane	14	U
75-00-3	Chloroethane	14	U
75-69-4	Trichlorofluoromethane	14	U
75-35-4	1,1-Dichloroethene	18	
76-13-1	1,1,2-Trichloro-1,2,2-trifluoroethane	14	U
67-64-1	Acetone	20	
75-15-0	Carbon Disulfide	14	J
79-20-9	Methyl Acetate	14	U
75-09-2	Methylene Chloride	14	U
156-60-5	trans-1,2-Dichloroethene	74	
1634-04-4	Methyl tert-Butyl Ether	14	U
75-34-3	1,1-Dichloroethane	2	J
156-59-2	cis-1,2-Dichloroethene	4300	E
78-93-3	2-Butanone	14	U
67-66-3	Chloroform	14	U
71-55-6	1,1,1-Trichloroethane	14	U
110-82-7	Cyclohexane	2	J
56-23-5	Carbon Tetrachloride	14	U
71-43-2	Benzene	14	U
107-06-2	1,2-Dichloroethane	14	U



1B  
VOLATILE ORGANICS ANALYSIS DATA SHEET

EPA SAMPLE NO.

B-840

Lab Name: MITKEM CORPORATION Contract: \_\_\_\_\_

Lab Code: MITKEM Case No.: \_\_\_\_\_ SAS No.: \_\_\_\_\_ SDG No.: MD0603

Matrix: (soil/water) SOIL Lab Sample ID: D0603-01A

Sample wt/vol: 5.1(g/mL) G Lab File ID: V1G7823

Level: (low/med) LOW Date Received: 05/25/05

% Moisture: not dec. 32 Date Analyzed: 05/26/05

GC Column: DB-624 ID: 0.25 (mm) Dilution Factor: 1.0

Soil Extract Volume: \_\_\_\_\_ (mL) Soil Aliquot Volume: \_\_\_\_\_ (uL)

CONCENTRATION UNITS:  
(ug/L or ug/Kg) UG/KG Q

CAS NO. COMPOUND

79-01-6	Trichloroethene	2200	E
108-87-2	Methylcyclohexane	4	J
78-87-5	1,2-Dichloropropane	14	U
75-27-4	Bromodichloromethane	14	U
10061-01-5	cis-1,3-Dichloropropene	14	U
108-10-1	4-Methyl-2-Pentanone	14	U
108-88-3	Toluene	15	
10061-02-6	trans-1,3-Dichloropropene	14	U
79-00-5	1,1,2-Trichloroethane	14	U
127-18-4	Tetrachloroethene	12000	E
591-78-6	2-Hexanone	14	U
124-48-1	Dibromochloromethane	14	U
106-93-4	1,2-Dibromoethane	14	U
108-90-7	Chlorobenzene	2	J
100-41-4	Ethylbenzene	4	J
1330-20-7	Xylene (Total)	36	
100-42-5	Styrene	14	U
75-25-2	Bromoform	14	U
98-82-8	Isopropylbenzene	3	J
79-34-5	1,1,2,2-Tetrachloroethane	14	U
541-73-1	1,3-Dichlorobenzene	14	U
106-46-7	1,4-Dichlorobenzene	14	U
95-50-1	1,2-Dichlorobenzene	14	U
96-12-8	1,2-Dibromo-3-chloropropane	14	U
120-82-1	1,2,4-Trichlorobenzene	14	U

1F  
VOLATILE ORGANICS ANALYSIS DATA SHEET  
TENTATIVELY IDENTIFIED COMPOUNDS

EPA SAMPLE NO.

B-840

Lab Name: MITKEM CORPORATION Contract: \_\_\_\_\_

Lab Code: MITKEM Case No.: \_\_\_\_\_ SAS No.: \_\_\_\_\_ SDG No.: MD0603

Matrix: (soil/water) SOIL Lab Sample ID: D0603-01A

Sample wt/vol: 5.1 (g/mL) G Lab File ID: V1G7823

Level: (low/med) LOW Date Received: 05/25/05

% Moisture: not dec. 32 Date Analyzed: 05/26/05

GC Column: DB-624 ID: 0.25 (mm) Dilution Factor: 1.0

Soil Extract Volume: \_\_\_\_\_ (mL) Soil Aliquot Volume: \_\_\_\_\_ (uL)

CONCENTRATION UNITS:  
(ug/L or ug/Kg) ug/Kg

Number TICs found: 30

CAS NUMBER	COMPOUND NAME	RT	EST. CONC.	Q
1.	UNKNOWN	10.29	440	J
2.	STRAIGHT-CHAIN ALKANE	10.96	870	J
3.	UNKNOWN	11.34	930	J
4.	UNKNOWN	11.45	210	J
5.	UNKNOWN	11.58	610	J
6.	UNKNOWN	11.63	330	J
7.	CYCLIC ALKANE	11.71	1400	J
8.	UNKNOWN	11.94	540	J
9.	UNKNOWN	12.12	310	J
10.	UNKNOWN	12.17	470	J
11.	UNKNOWN	12.25	910	J
12.	CYCLIC ALKANE	12.42	450	J
13.	UNKNOWN	12.48	530	J
14.	UNKNOWN	12.54	860	J
15.	STRAIGHT-CHAIN ALKANE	12.58	1800	J
16.	UNKNOWN	12.69	300	J
17.	UNKNOWN	12.74	240	J
18.	UNKNOWN	12.89	270	J
19.	BRANCHED ALKANE	12.93	640	J
20.	UNKNOWN	13.03	750	J
21.	UNKNOWN	13.18	740	J
22.	CYCLIC ALKANE	13.28	780	J
23.	UNKNOWN	13.40	310	J
24.	UNKNOWN	13.45	230	J
25.	UNKNOWN	13.49	320	J
26.	UNKNOWN	13.59	310	J
27. 493-02-7	NAPHTHALENE, DECAHYDRO-, TRA	13.82	480	NJ
28.	STRAIGHT-CHAIN ALKANE	13.94	470	J
29.	UNKNOWN	14.02	250	J
30.	UNKNOWN	14.14	240	J

1A  
VOLATILE ORGANICS ANALYSIS DATA SHEET

EPA SAMPLE NO.

B-840DL

Lab Name: MITKEM CORPORATION Contract: \_\_\_\_\_

Lab Code: MITKEM Case No.: \_\_\_\_\_ SAS No.: \_\_\_\_\_ SDG No.: MD0603

Matrix: (soil/water) SOIL Lab Sample ID: D0603-01ADL

Sample wt/vol: 4.0 (g/mL) G Lab File ID: V6D6397

Level: (low/med) MED Date Received: 05/25/05

% Moisture: not dec. 32 Date Analyzed: 06/02/05

GC Column: DB-624 ID: 0.25 (mm) Dilution Factor: 2.0

Soil Extract Volume: 10000 (uL) Soil Aliquot Volume: 100 (uL)

CONCENTRATION UNITS:  
(ug/L or ug/Kg) UG/KG Q

CAS NO.	COMPOUND		
75-71-8	Dichlorodifluoromethane	3700	U
74-87-3	Chloromethane	3700	U
75-01-4	Vinyl Chloride	3700	U
74-83-9	Bromomethane	3700	U
75-00-3	Chloroethane	3700	U
75-69-4	Trichlorofluoromethane	3700	U
75-35-4	1,1-Dichloroethene	3700	U
76-13-1	1,1,2-Trichloro-1,2,2-trifluoroethane	3700	U
67-64-1	Acetone	3700	U
75-15-0	Carbon Disulfide	3700	U
79-20-9	Methyl Acetate	3700	U
75-09-2	Methylene Chloride	3700	U
156-60-5	trans-1,2-Dichloroethene	3700	U
1634-04-4	Methyl tert-Butyl Ether	3700	U
75-34-3	1,1-Dichloroethane	3700	U
156-59-2	cis-1,2-Dichloroethene	890	DJ
78-93-3	2-Butanone	3700	U
67-66-3	Chloroform	3700	U
71-55-6	1,1,1-Trichloroethane	3700	U
110-82-7	Cyclohexane	3700	U
56-23-5	Carbon Tetrachloride	3700	U
71-43-2	Benzene	3700	U
107-06-2	1,2-Dichloroethane	3700	U

1B  
VOLATILE ORGANICS ANALYSIS DATA SHEET

EPA SAMPLE NO.

B-840DL

Lab Name: MITKEM CORPORATION Contract: \_\_\_\_\_

Lab Code: MITKEM Case No.: \_\_\_\_\_ SAS No.: \_\_\_\_\_ SDG No.: MD0603

Matrix: (soil/water) SOIL Lab Sample ID: D0603-01ADL

Sample wt/vol: 4.0 (g/mL) G Lab File ID: V6D6397

Level: (low/med) MED Date Received: 05/25/05

% Moisture: not dec. 32 Date Analyzed: 06/02/05

GC Column: DB-624 ID: 0.25 (mm) Dilution Factor: 2.0

Soil Extract Volume: 10000 (uL) Soil Aliquot Volume: 100 (uL)

CONCENTRATION UNITS:  
(ug/L or ug/Kg) UG/KG Q

CAS NO.	COMPOUND		
79-01-6	Trichloroethene	790	DJ
108-87-2	Methylcyclohexane	3700	U
78-87-5	1,2-Dichloropropane	3700	U
75-27-4	Bromodichloromethane	3700	U
10061-01-5	cis-1,3-Dichloropropene	3700	U
108-10-1	4-Methyl-2-Pentanone	3700	U
108-88-3	Toluene	3700	U
10061-02-6	trans-1,3-Dichloropropene	3700	U
79-00-5	1,1,2-Trichloroethane	3700	U
127-18-4	Tetrachloroethene	25000	D
591-78-6	2-Hexanone	3700	U
124-48-1	Dibromochloromethane	3700	U
106-93-4	1,2-Dibromoethane	3700	U
108-90-7	Chlorobenzene	3700	U
100-41-4	Ethylbenzene	3700	U
1330-20-7	Xylene (Total)	3700	U
100-42-5	Styrene	3700	U
75-25-2	Bromoform	3700	U
98-82-8	Isopropylbenzene	3700	U
79-34-5	1,1,2,2-Tetrachloroethane	3700	U
541-73-1	1,3-Dichlorobenzene	3700	U
106-46-7	1,4-Dichlorobenzene	3700	U
95-50-1	1,2-Dichlorobenzene	3700	U
96-12-8	1,2-Dibromo-3-chloropropane	3700	U
120-82-1	1,2,4-Trichlorobenzene	3700	U

1F  
VOLATILE ORGANICS ANALYSIS DATA SHEET  
TENTATIVELY IDENTIFIED COMPOUNDS

EPA SAMPLE NO.

B-840DL

Lab Name: MITKEM CORPORATION Contract: \_\_\_\_\_

Lab Code: MITKEM Case No.: \_\_\_\_\_ SAS No.: \_\_\_\_\_ SDG No.: MD0603

Matrix: (soil/water) SOIL

Lab Sample ID: D0603-01ADL

Sample wt/vol: 4.0 (g/mL) G

Lab File ID: V6D6397

Level: (low/med) MED

Date Received: 05/25/05

% Moisture: not dec. 32

Date Analyzed: 06/02/05

GC Column: DB-624 ID: 0.25 (mm)

Dilution Factor: 2.0

Soil Extract Volume: 10000 (uL)

Soil Aliquot Volume: 100 (uL)

Number TICs found: 30

CONCENTRATION UNITS:  
(ug/L or ug/Kg) ug/Kg

CAS NUMBER	COMPOUND NAME	RT	EST. CONC.	Q
=====	=====	=====	=====	=====
1.	STRAIGHT-CHAIN ALKANE	9.74	12000	JD
2.	UNKNOWN	10.10	7100	JD
3.	UNKNOWN	10.23	2700	JD
4.	BRANCHED ALKANE	10.41	11000	JD
5.	UNKNOWN	10.52	6500	JD
6.	BRANCHED ALKANE	10.58	7200	JD
7.	UNKNOWN	10.66	3100	JD
8.	UNKNOWN	10.79	3700	JD
9.	UNKNOWN	10.91	7000	JD
10.	UNKNOWN	11.05	12000	JD
11.	UNKNOWN	11.27	3500	JD
12.	UNKNOWN	11.33	4900	JD
13.	UNKNOWN	11.41	12000	JD
14.	STRAIGHT-CHAIN ALKANE	11.48	43000	JD
15.	UNKNOWN	11.62	2700	JD
16.	UNKNOWN	11.66	4400	JD
17.	UNKNOWN	11.72	6400	JD
18.	UNKNOWN	11.80	5900	JD
19.	BRANCHED ALKANE	11.85	20000	JD
20.	UNKNOWN	11.95	7200	JD
21.	UNKNOWN	12.04	4300	JD
22.	UNKNOWN	12.11	10000	JD
23.	CYCLIC ALKANE	12.18	8600	JD
24.	UNKNOWN	12.23	2700	JD
25.	UNKNOWN	12.34	6500	JD
26.	UNKNOWN	12.39	5400	JD
27.	UNKNOWN	12.43	5300	JD
28.	BRANCHED ALKANE	12.54	4500	JD
29.	STRAIGHT-CHAIN ALKANE	12.91	12000	JD
30.	UNKNOWN	13.08	2900	JD

1A  
VOLATILE ORGANICS ANALYSIS DATA SHEET

EPA SAMPLE NO.

VINLCS

Lab Name: MITKEM CORPORATION Contract: \_\_\_\_\_

Lab Code: MITKEM Case No.: \_\_\_\_\_ SAS No.: \_\_\_\_\_ SDG No.: MD0603

Matrix: (soil/water) SOIL Lab Sample ID: LCS-18299

Sample wt/vol: 5.0 (g/mL) G Lab File ID: V1G7833

Level: (low/med) LOW Date Received: \_\_\_\_\_

% Moisture: not dec. \_\_\_\_\_ Date Analyzed: 05/27/05

GC Column: DB-624 ID: 0.25 (mm) Dilution Factor: 1.0

Soil Extract Volume: \_\_\_\_\_ (mL) Soil Aliquot Volume: \_\_\_\_\_ (uL)

CONCENTRATION UNITS:  
(ug/L or ug/Kg) UG/KG Q

CAS NO. COMPOUND

75-71-8	Dichlorodifluoromethane	10	U
74-87-3	Chloromethane	10	U
75-01-4	Vinyl Chloride	10	U
74-83-9	Bromomethane	10	U
75-00-3	Chloroethane	10	U
75-69-4	Trichlorofluoromethane	10	U
75-35-4	1,1-Dichloroethene	58	
76-13-1	1,1,2-Trichloro-1,2,2-trifluoroethane	10	U
67-64-1	Acetone	10	U
75-15-0	Carbon Disulfide	10	U
79-20-9	Methyl Acetate	10	U
75-09-2	Methylene Chloride	10	U
156-60-5	trans-1,2-Dichloroethene	10	U
1634-04-4	Methyl tert-Butyl Ether	10	U
75-34-3	1,1-Dichloroethane	10	U
156-59-2	cis-1,2-Dichloroethene	10	U
78-93-3	2-Butanone	10	U
67-66-3	Chloroform	10	U
71-55-6	1,1,1-Trichloroethane	10	U
110-82-7	Cyclohexane	10	U
56-23-5	Carbon Tetrachloride	10	U
71-43-2	Benzene	58	
107-06-2	1,2-Dichloroethane	10	U

1B  
VOLATILE ORGANICS ANALYSIS DATA SHEET

EPA SAMPLE NO.

V1NLCS

Lab Name: MITKEM CORPORATION Contract: \_\_\_\_\_

Lab Code: MITKEM Case No.: \_\_\_\_\_ SAS No.: \_\_\_\_\_ SDG No.: MD0603

Matrix: (soil/water) SOIL Lab Sample ID: LCS-18299

Sample wt/vol: 5.0(g/mL) G Lab File ID: V1G7833

Level: (low/med) LOW Date Received: \_\_\_\_\_

% Moisture: not dec. \_\_\_\_\_ Date Analyzed: 05/27/05

GC Column: DB-624 ID: 0.25 (mm) Dilution Factor: 1.0

Soil Extract Volume: \_\_\_\_\_ (mL) Soil Aliquot Volume: \_\_\_\_\_ (uL)

CONCENTRATION UNITS:  
(ug/L or ug/Kg) UG/KG Q

CAS NO. COMPOUND

79-01-6	Trichloroethene	60	
108-87-2	Methylcyclohexane	10	U
78-87-5	1,2-Dichloropropane	10	U
75-27-4	Bromodichloromethane	10	U
10061-01-5	cis-1,3-Dichloropropene	10	U
108-10-1	4-Methyl-2-Pentanone	10	U
108-88-3	Toluene	59	
10061-02-6	trans-1,3-Dichloropropene	10	U
79-00-5	1,1,2-Trichloroethane	10	U
127-18-4	Tetrachloroethene	2	JB
591-78-6	2-Hexanone	10	U
124-48-1	Dibromochloromethane	10	U
106-93-4	1,2-Dibromoethane	10	U
108-90-7	Chlorobenzene	58	
100-41-4	Ethylbenzene	10	U
1330-20-7	Xylene (Total)	10	U
100-42-5	Styrene	10	U
75-25-2	Bromoform	10	U
98-82-8	Isopropylbenzene	10	U
79-34-5	1,1,2,2-Tetrachloroethane	10	U
541-73-1	1,3-Dichlorobenzene	10	U
106-46-7	1,4-Dichlorobenzene	10	U
95-50-1	1,2-Dichlorobenzene	10	U
96-12-8	1,2-Dibromo-3-chloropropane	10	U
120-82-1	1,2,4-Trichlorobenzene	10	U

1A  
VOLATILE ORGANICS ANALYSIS DATA SHEET

EPA SAMPLE NO.

V6ULCS

Lab Name: MITKEM CORPORATION Contract: \_\_\_\_\_

Lab Code: MITKEM Case No.: \_\_\_\_\_ SAS No.: \_\_\_\_\_ SDG No.: MD0603

Matrix: (soil/water) SOIL Lab Sample ID: LCS-18359

Sample wt/vol: 4.0 (g/mL) G Lab File ID: V6D6395

Level: (low/med) MED Date Received: \_\_\_\_\_

% Moisture: not dec. \_\_\_\_\_ Date Analyzed: 06/02/05

GC Column: DB-624 ID: 0.25 (mm) Dilution Factor: 1.0

Soil Extract Volume: 10000 (uL) Soil Aliquot Volume: 100 (uL)

CONCENTRATION UNITS:  
(ug/L or ug/Kg) UG/KG Q

CAS NO.	COMPOUND		
75-71-8	Dichlorodifluoromethane	1300	U
74-87-3	Chloromethane	1300	U
75-01-4	Vinyl Chloride	1300	U
74-83-9	Bromomethane	1300	U
75-00-3	Chloroethane	1300	U
75-69-4	Trichlorofluoromethane	1300	U
75-35-4	1,1-Dichloroethene	6800	
76-13-1	1,1,2-Trichloro-1,2,2-trifluoroethane	1300	U
67-64-1	Acetone	1300	U
75-15-0	Carbon Disulfide	1300	U
79-20-9	Methyl Acetate	1300	U
75-09-2	Methylene Chloride	1300	U
156-60-5	trans-1,2-Dichloroethene	1300	U
1634-04-4	Methyl tert-Butyl Ether	1300	U
75-34-3	1,1-Dichloroethane	1300	U
156-59-2	cis-1,2-Dichloroethene	1300	U
78-93-3	2-Butanone	1300	U
67-66-3	Chloroform	1300	U
71-55-6	1,1,1-Trichloroethane	1300	U
110-82-7	Cyclohexane	1300	U
56-23-5	Carbon Tetrachloride	1300	U
71-43-2	Benzene	7300	
107-06-2	1,2-Dichloroethane	1300	U



1B  
VOLATILE ORGANICS ANALYSIS DATA SHEET

EPA SAMPLE NO.

V6ULCS

Lab Name: MITKEM CORPORATION Contract: \_\_\_\_\_

Lab Code: MITKEM Case No.: \_\_\_\_\_ SAS No.: \_\_\_\_\_ SDG No.: MD0603

Matrix: (soil/water) SOIL Lab Sample ID: LCS-18359

Sample wt/vol: 4.0 (g/mL) G Lab File ID: V6D6395

Level: (low/med) MED Date Received: \_\_\_\_\_

% Moisture: not dec. \_\_\_\_\_ Date Analyzed: 06/02/05

GC Column: DB-624 ID: 0.25 (mm) Dilution Factor: 1.0

Soil Extract Volume: 10000 (uL) Soil Aliquot Volume: 100 (uL)

CONCENTRATION UNITS:  
(ug/L or ug/Kg) UG/KG Q

CAS NO.	COMPOUND		
79-01-6	Trichloroethene	6800	
108-87-2	Methylcyclohexane	1300	U
78-87-5	1,2-Dichloropropane	1300	U
75-27-4	Bromodichloromethane	1300	U
10061-01-5	cis-1,3-Dichloropropene	1300	U
108-10-1	4-Methyl-2-Pentanone	1300	U
108-88-3	Toluene	7600	
10061-02-6	trans-1,3-Dichloropropene	1300	U
79-00-5	1,1,2-Trichloroethane	1300	U
127-18-4	Tetrachloroethene	1300	U
591-78-6	2-Hexanone	1300	U
124-48-1	Dibromochloromethane	1300	U
106-93-4	1,2-Dibromoethane	1300	U
108-90-7	Chlorobenzene	7600	
100-41-4	Ethylbenzene	1300	U
1330-20-7	Xylene (Total)	1300	U
100-42-5	Styrene	1300	U
75-25-2	Bromoform	1300	U
98-82-8	Isopropylbenzene	1300	U
79-34-5	1,1,2,2-Tetrachloroethane	1300	U
541-73-1	1,3-Dichlorobenzene	1300	U
106-46-7	1,4-Dichlorobenzene	1300	U
95-50-1	1,2-Dichlorobenzene	1300	U
96-12-8	1,2-Dibromo-3-chloropropane	1300	U
120-82-1	1,2,4-Trichlorobenzene	1300	U

2A  
WATER VOLATILE SYSTEM MONITORING COMPOUND RECOVERY

Lab Name: MITKEM CORPORATION Contract: \_\_\_\_\_

Lab Code: MITKEM Case No.: \_\_\_\_\_ SAS No.: \_\_\_\_\_ SDG No.: MD0603

	EPA SAMPLE NO.	SMC1 (TOL) #	SMC2 (BFB) #	SMC3 (DCE) #	OTHER	TOT OUT
	=====	=====	=====	=====	=====	=====
01	VBLK6T	102	96	98		0
02	VHBLK6T	98	92	94		0
03						
04						
05						
06						
07						
08						
09						
10						
11						
12						
13						
14						
15						
16						
17						
18						
19						
20						
21						
22						
23						
24						
25						
26						
27						
28						
29						
30						

QC LIMITS

SMC1 (TOL) = Toluene-d8 (88-110)  
 SMC2 (BFB) = Bromofluorobenzene (86-115)  
 SMC3 (DCE) = 1,2-Dichloroethane-d4 (76-114)

# Column to be used to flag recovery values

\* Values outside of contract required QC limits

2B  
SOIL VOLATILE SYSTEM MONITORING COMPOUND RECOVERY

Lab Name: MITKEM CORPORATION Contract: \_\_\_\_\_

Lab Code: MITKEM Case No.: \_\_\_\_\_ SAS No.: \_\_\_\_\_ SDG No.: MD0603

Level: (low/med) LOW

	EPA SAMPLE NO.	SMC1 (TOL) #	SMC2 (BFB) #	SMC3 (DCE) #	OTHER	TOT OUT
	=====	=====	=====	=====	=====	=====
01	VBLK1M	103	104	104		0
02	B-840	94	133*	107		1
03	VBLK1N	104	100	113		0
04	V1NLCS	102	100	105		0
05	B-1130	102	98	113		0
06						
07						
08						
09						
10						
11						
12						
13						
14						
15						
16						
17						
18						
19						
20						
21						
22						
23						
24						
25						
26						
27						
28						
29						
30						

QC LIMITS

SMC1 (TOL) = Toluene-d8 (84-138)  
 SMC2 (BFB) = Bromofluorobenzene (59-113)  
 SMC3 (DCE) = 1,2-Dichloroethane-d4 (70-121)

# Column to be used to flag recovery values

\* Values outside of contract required QC limits

2B  
SOIL VOLATILE SYSTEM MONITORING COMPOUND RECOVERY

Lab Name: MITKEM CORPORATION Contract: \_\_\_\_\_

Lab Code: MITKEM Case No.: \_\_\_\_\_ SAS No.: \_\_\_\_\_ SDG No.: MD0603

Level: (low/med) MED

	EPA SAMPLE NO.	SMC1 (TOL) #	SMC2 (BFB) #	SMC3 (DCE) #	OTHER	TOT OUT
	=====	=====	=====	=====	=====	=====
01	VBLK6U	111	103	107		0
02	V6ULCS	94	90	96		0
03	B-840DL	89	106	96		0
04						
05						
06						
07						
08						
09						
10						
11						
12						
13						
14						
15						
16						
17						
18						
19						
20						
21						
22						
23						
24						
25						
26						
27						
28						
29						
30						

QC LIMITS

SMC1 (TOL) = Toluene-d8 (84-138)  
 SMC2 (BFB) = Bromofluorobenzene (59-113)  
 SMC3 (DCE) = 1,2-Dichloroethane-d4 (70-121)

# Column to be used to flag recovery values

\* Values outside of contract required QC limits

FORM 3  
SOIL VOLATILE LAB CONTROL SAMPLE

Lab Name: MITKEM CORPORATION Contract: \_\_\_\_\_  
Lab Code: MITKEM Case No.: \_\_\_\_\_ SAS No.: \_\_\_\_\_ SDG No.: MD0603  
Matrix Spike - Sample No.: V1NLCS Level: (low/med) LOW

COMPOUND	SPIKE ADDED (ug/Kg)	SAMPLE CONCENTRATION (ug/Kg)	LCS CONCENTRATION (ug/Kg)	LCS % REC #	QC. LIMITS REC.
=====	=====	=====	=====	=====	=====
1,1-Dichloroethene	50		58	116	59-172
Trichloroethene	50		60	120	62-137
Benzene	50		58	116	66-142
Toluene	50		59	118	59-139
Chlorobenzene	50		58	116	60-133

# Column to be used to flag recovery and RPD values with an asterisk

\* Values outside of QC limits

RPD: 0 out of 0 outside limits

Spike Recovery: 0 out of 5 outside limits

COMMENTS: \_\_\_\_\_  
\_\_\_\_\_

FORM 3  
SOIL VOLATILE LAB CONTROL SAMPLE

Lab Name: MITKEM CORPORATION Contract: \_\_\_\_\_  
Lab Code: MITKEM Case No.: \_\_\_\_\_ SAS No.: \_\_\_\_\_ SDG No.: MD0603  
Matrix Spike - Sample No.: V6ULCS Level: (low/med) MED

COMPOUND	SPIKE ADDED (ug/Kg)	SAMPLE CONCENTRATION (ug/Kg)	LCS CONCENTRATION (ug/Kg)	LCS % REC #	QC. LIMITS REC.
=====	=====	=====	=====	=====	=====
1,1-Dichloroethene	6300		6800	108	59-172
Trichloroethene	6300		6800	108	62-137
Benzene	6300		7300	116	66-142
Toluene	6300		7600	121	59-139
Chlorobenzene	6300		7600	121	60-133

# Column to be used to flag recovery and RPD values with an asterisk

\* Values outside of QC limits

RPD: 0 out of 0 outside limits

Spike Recovery: 0 out of 5 outside limits

COMMENTS: \_\_\_\_\_  
\_\_\_\_\_

4A  
VOLATILE METHOD BLANK SUMMARY

EPA SAMPLE NO.

VBLK1M

Lab Name: MITKEM CORPORATION Contract: \_\_\_\_\_

Lab Code: MITKEM Case No.: \_\_\_\_\_ SAS No.: \_\_\_\_\_ SDG No.: MD0603

Lab File ID: V1G7812 Lab Sample ID: MB-18283

Date Analyzed: 05/26/05 Time Analyzed: 1132

GC Column: DB-624 ID: 0.25 (mm) Heated Purge: (Y/N) Y

Instrument ID: V1

THIS METHOD BLANK APPLIES TO THE FOLLOWING SAMPLES, MS, and MSD:

	EPA SAMPLE NO.	LAB SAMPLE ID	LAB FILE ID	TIME ANALYZED
	=====	=====	=====	=====
01	B-840	D0603-01A	V1G7823	1847
02				
03				
04				
05				
06				
07				
08				
09				
10				
11				
12				
13				
14				
15				
16				
17				
18				
19				
20				
21				
22				
23				
24				
25				
26				
27				
28				
29				
30				

COMMENTS: \_\_\_\_\_

\_\_\_\_\_

1A  
VOLATILE ORGANICS ANALYSIS DATA SHEET

EPA SAMPLE NO.

VBK1M

Lab Name: MITKEM CORPORATION Contract: \_\_\_\_\_

Lab Code: MITKEM Case No.: \_\_\_\_\_ SAS No.: \_\_\_\_\_ SDG No.: MD0603

Matrix: (soil/water) SOIL Lab Sample ID: MB-18283

Sample wt/vol: 5.0 (g/mL) G Lab File ID: V1G7812

Level: (low/med) LOW Date Received: \_\_\_\_\_

% Moisture: not dec. \_\_\_\_\_ Date Analyzed: 05/26/05

GC Column: DB-624 ID: 0.25 (mm) Dilution Factor: 1.0

Soil Extract Volume: \_\_\_\_\_ (mL) Soil Aliquot Volume: \_\_\_\_\_ (uL)

CONCENTRATION UNITS:  
(ug/L or ug/Kg) UG/KG Q

CAS NO.	COMPOUND		
75-71-8	Dichlorodifluoromethane	10	U
74-87-3	Chloromethane	10	U
75-01-4	Vinyl Chloride	10	U
74-83-9	Bromomethane	10	U
75-00-3	Chloroethane	10	U
75-69-4	Trichlorofluoromethane	10	U
75-35-4	1,1-Dichloroethene	10	U
76-13-1	1,1,2-Trichloro-1,2,2-trifluoroethane	10	U
67-64-1	Acetone	10	U
75-15-0	Carbon Disulfide	10	U
79-20-9	Methyl Acetate	10	U
75-09-2	Methylene Chloride	10	U
156-60-5	trans-1,2-Dichloroethene	10	U
1634-04-4	Methyl tert-Butyl Ether	10	U
75-34-3	1,1-Dichloroethane	10	U
156-59-2	cis-1,2-Dichloroethene	10	U
78-93-3	2-Butanone	10	U
67-66-3	Chloroform	10	U
71-55-6	1,1,1-Trichloroethane	10	U
110-82-7	Cyclohexane	10	U
56-23-5	Carbon Tetrachloride	10	U
71-43-2	Benzene	10	U
107-06-2	1,2-Dichloroethane	10	U



1B  
VOLATILE ORGANICS ANALYSIS DATA SHEET

EPA SAMPLE NO.

VBLK1M

Lab Name: MITKEM CORPORATION Contract: \_\_\_\_\_

Lab Code: MITKEM Case No.: \_\_\_\_\_ SAS No.: \_\_\_\_\_ SDG No.: MD0603

Matrix: (soil/water) SOIL Lab Sample ID: MB-18283

Sample wt/vol: 5.0 (g/mL) G Lab File ID: V1G7812

Level: (low/med) LOW Date Received: \_\_\_\_\_

% Moisture: not dec. \_\_\_\_\_ Date Analyzed: 05/26/05

GC Column: DB-624 ID: 0.25 (mm) Dilution Factor: 1.0

Soil Extract Volume: \_\_\_\_\_ (mL) Soil Aliquot Volume: \_\_\_\_\_ (uL)

CONCENTRATION UNITS:  
(ug/L or ug/Kg) UG/KG Q

CAS NO.	COMPOUND		
79-01-6	Trichloroethene	10	U
108-87-2	Methylcyclohexane	10	U
78-87-5	1,2-Dichloropropane	10	U
75-27-4	Bromodichloromethane	10	U
10061-01-5	cis-1,3-Dichloropropene	10	U
108-10-1	4-Methyl-2-Pentanone	10	U
108-88-3	Toluene	10	U
10061-02-6	trans-1,3-Dichloropropene	10	U
79-00-5	1,1,2-Trichloroethane	10	U
127-18-4	Tetrachloroethene	10	U
591-78-6	2-Hexanone	10	U
124-48-1	Dibromochloromethane	10	U
106-93-4	1,2-Dibromoethane	10	U
108-90-7	Chlorobenzene	10	U
100-41-4	Ethylbenzene	10	U
1330-20-7	Xylene (Total)	10	U
100-42-5	Styrene	10	U
75-25-2	Bromoform	10	U
98-82-8	Isopropylbenzene	10	U
79-34-5	1,1,2,2-Tetrachloroethane	10	U
541-73-1	1,3-Dichlorobenzene	10	U
106-46-7	1,4-Dichlorobenzene	10	U
95-50-1	1,2-Dichlorobenzene	10	U
96-12-8	1,2-Dibromo-3-chloropropane	10	U
120-82-1	1,2,4-Trichlorobenzene	10	U

1F  
VOLATILE ORGANICS ANALYSIS DATA SHEET  
TENTATIVELY IDENTIFIED COMPOUNDS

EPA SAMPLE NO.

VBLK1M

Lab Name: MITKEM CORPORATION Contract: \_\_\_\_\_

Lab Code: MITKEM Case No.: \_\_\_\_\_ SAS No.: \_\_\_\_\_ SDG No.: MD0603

Matrix: (soil/water) SOIL Lab Sample ID: MB-18283

Sample wt/vol: 5.0 (g/mL) G Lab File ID: V1G7812

Level: (low/med) LOW Date Received: \_\_\_\_\_

% Moisture: not dec. \_\_\_\_\_ Date Analyzed: 05/26/05

GC Column: DB-624 ID: 0.25 (mm) Dilution Factor: 1.0

Soil Extract Volume: \_\_\_\_\_ (mL) Soil Aliquot Volume: \_\_\_\_\_ (uL)

Number TICs found: 1

CONCENTRATION UNITS:  
(ug/L or ug/Kg) ug/Kg

CAS NUMBER	COMPOUND NAME	RT	EST. CONC.	Q
=====	=====	=====	=====	=====
1.	UNKNOWN	3.86	5	J
2.				
3.				
4.				
5.				
6.				
7.				
8.				
9.				
10.				
11.				
12.				
13.				
14.				
15.				
16.				
17.				
18.				
19.				
20.				
21.				
22.				
23.				
24.				
25.				
26.				
27.				
28.				
29.				
30.				

4A  
VOLATILE METHOD BLANK SUMMARY

EPA SAMPLE NO.

VBLK1N

Lab Name: MITKEM CORPORATION Contract: \_\_\_\_\_

Lab Code: MITKEM Case No.: \_\_\_\_\_ SAS No.: \_\_\_\_\_ SDG No.: MD0603

Lab File ID: V1G7832 Lab Sample ID: MB-18299

Date Analyzed: 05/27/05 Time Analyzed: 1050

GC Column: DB-624 ID: 0.25 (mm) Heated Purge: (Y/N) Y

Instrument ID: V1

THIS METHOD BLANK APPLIES TO THE FOLLOWING SAMPLES, MS, and MSD:

	EPA SAMPLE NO.	LAB SAMPLE ID	LAB FILE ID	TIME ANALYZED
01	V1NLCS	LCS-18299	V1G7833	1128
02	B-1130	D0603-02A	V1G7837	1345
03				
04				
05				
06				
07				
08				
09				
10				
11				
12				
13				
14				
15				
16				
17				
18				
19				
20				
21				
22				
23				
24				
25				
26				
27				
28				
29				
30				

COMMENTS: \_\_\_\_\_

\_\_\_\_\_

1A  
VOLATILE ORGANICS ANALYSIS DATA SHEET

EPA SAMPLE NO.

VBK1N

Lab Name: MITKEM CORPORATION Contract: \_\_\_\_\_

Lab Code: MITKEM Case No.: \_\_\_\_\_ SAS No.: \_\_\_\_\_ SDG No.: MD0603

Matrix: (soil/water) SOIL Lab Sample ID: MB-18299

Sample wt/vol: 5.0 (g/mL) G Lab File ID: V1G7832

Level: (low/med) LOW Date Received: \_\_\_\_\_

% Moisture: not dec. \_\_\_\_\_ Date Analyzed: 05/27/05

GC Column: DB-624 ID: 0.25 (mm) Dilution Factor: 1.0

Soil Extract Volume: \_\_\_\_\_ (mL) Soil Aliquot Volume: \_\_\_\_\_ (uL)

CONCENTRATION UNITS:  
(ug/L or ug/Kg) UG/KG Q

CAS NO.	COMPOUND		
75-71-8	Dichlorodifluoromethane	10	U
74-87-3	Chloromethane	10	U
75-01-4	Vinyl Chloride	10	U
74-83-9	Bromomethane	10	U
75-00-3	Chloroethane	10	U
75-69-4	Trichlorofluoromethane	10	U
75-35-4	1,1-Dichloroethene	10	U
76-13-1	1,1,2-Trichloro-1,2,2-trifluoroethane	10	U
67-64-1	Acetone	10	U
75-15-0	Carbon Disulfide	10	U
79-20-9	Methyl Acetate	10	U
75-09-2	Methylene Chloride	10	U
156-60-5	trans-1,2-Dichloroethene	10	U
1634-04-4	Methyl tert-Butyl Ether	10	U
75-34-3	1,1-Dichloroethane	10	U
156-59-2	cis-1,2-Dichloroethene	10	U
78-93-3	2-Butanone	10	U
67-66-3	Chloroform	10	U
71-55-6	1,1,1-Trichloroethane	10	U
110-82-7	Cyclohexane	10	U
56-23-5	Carbon Tetrachloride	10	U
71-43-2	Benzene	10	U
107-06-2	1,2-Dichloroethane	10	U

1B  
VOLATILE ORGANICS ANALYSIS DATA SHEET

EPA SAMPLE NO.

VBK1N

Lab Name: MITKEM CORPORATION Contract: \_\_\_\_\_

Lab Code: MITKEM Case No.: \_\_\_\_\_ SAS No.: \_\_\_\_\_ SDG No.: MD0603

Matrix: (soil/water) SOIL Lab Sample ID: MB-18299

Sample wt/vol: 5.0 (g/mL) G Lab File ID: V1G7832

Level: (low/med) LOW Date Received: \_\_\_\_\_

% Moisture: not dec. \_\_\_\_\_ Date Analyzed: 05/27/05

GC Column: DB-624 ID: 0.25 (mm) Dilution Factor: 1.0

Soil Extract Volume: \_\_\_\_\_ (mL) Soil Aliquot Volume: \_\_\_\_\_ (uL)

CONCENTRATION UNITS:  
(ug/L or ug/Kg) UG/KG Q

CAS NO.	COMPOUND		
79-01-6	Trichloroethene	10	U
108-87-2	Methylcyclohexane	10	U
78-87-5	1,2-Dichloropropane	10	U
75-27-4	Bromodichloromethane	10	U
10061-01-5	cis-1,3-Dichloropropene	10	U
108-10-1	4-Methyl-2-Pentanone	10	U
108-88-3	Toluene	10	U
10061-02-6	trans-1,3-Dichloropropene	10	U
79-00-5	1,1,2-Trichloroethane	10	U
127-18-4	Tetrachloroethene	2	J
591-78-6	2-Hexanone	10	U
124-48-1	Dibromochloromethane	10	U
106-93-4	1,2-Dibromoethane	10	U
108-90-7	Chlorobenzene	10	U
100-41-4	Ethylbenzene	10	U
1330-20-7	Xylene (Total)	10	U
100-42-5	Styrene	10	U
75-25-2	Bromoform	10	U
98-82-8	Isopropylbenzene	10	U
79-34-5	1,1,2,2-Tetrachloroethane	10	U
541-73-1	1,3-Dichlorobenzene	10	U
106-46-7	1,4-Dichlorobenzene	10	U
95-50-1	1,2-Dichlorobenzene	10	U
96-12-8	1,2-Dibromo-3-chloropropane	10	U
120-82-1	1,2,4-Trichlorobenzene	10	U

1F  
VOLATILE ORGANICS ANALYSIS DATA SHEET  
TENTATIVELY IDENTIFIED COMPOUNDS

EPA SAMPLE NO.

VBK1N

Lab Name: MITKEM CORPORATION Contract: \_\_\_\_\_

Lab Code: MITKEM Case No.: \_\_\_\_\_ SAS No.: \_\_\_\_\_ SDG No.: MD0603

Matrix: (soil/water) SOIL Lab Sample ID: MB-18299

Sample wt/vol: 5.0 (g/mL) G Lab File ID: V1G7832

Level: (low/med) LOW Date Received: \_\_\_\_\_

% Moisture: not dec. \_\_\_\_\_ Date Analyzed: 05/27/05

GC Column: DB-624 ID: 0.25 (mm) Dilution Factor: 1.0

Soil Extract Volume: \_\_\_\_\_ (mL) Soil Aliquot Volume: \_\_\_\_\_ (uL)

Number TICs found: 0

CONCENTRATION UNITS:  
(ug/L or ug/Kg) ug/Kg

CAS NUMBER	COMPOUND NAME	RT	EST. CONC.	Q
=====	=====	=====	=====	=====
1.				
2.				
3.				
4.				
5.				
6.				
7.				
8.				
9.				
10.				
11.				
12.				
13.				
14.				
15.				
16.				
17.				
18.				
19.				
20.				
21.				
22.				
23.				
24.				
25.				
26.				
27.				
28.				
29.				
30.				

4A  
VOLATILE METHOD BLANK SUMMARY

EPA SAMPLE NO.

VBLK6U

Lab Name: MITKEM CORPORATION Contract: \_\_\_\_\_

Lab Code: MITKEM Case No.: \_\_\_\_\_ SAS No.: \_\_\_\_\_ SDG No.: MD0603

Lab File ID: V6D6393 Lab Sample ID: MB-18359

Date Analyzed: 06/02/05 Time Analyzed: 1102

GC Column: DB-624 ID: 0.25 (mm) Heated Purge: (Y/N) N

Instrument ID: V6

THIS METHOD BLANK APPLIES TO THE FOLLOWING SAMPLES, MS, and MSD:

	EPA SAMPLE NO.	LAB SAMPLE ID	LAB FILE ID	TIME ANALYZED
	=====	=====	=====	=====
01	V6ULCS	LCS-18359	V6D6395	1213
02	B-840DL	D0603-01ADL	V6D6397	1328
03				
04				
05				
06				
07				
08				
09				
10				
11				
12				
13				
14				
15				
16				
17				
18				
19				
20				
21				
22				
23				
24				
25				
26				
27				
28				
29				
30				

COMMENTS: \_\_\_\_\_

\_\_\_\_\_

1A  
VOLATILE ORGANICS ANALYSIS DATA SHEET

EPA SAMPLE NO.

VBLK6U

Lab Name: MITKEM CORPORATION Contract: \_\_\_\_\_

Lab Code: MITKEM Case No.: \_\_\_\_\_ SAS No.: \_\_\_\_\_ SDG No.: MD0603

Matrix: (soil/water) SOIL Lab Sample ID: MB-18359

Sample wt/vol: 4.0 (g/mL) G Lab File ID: V6D6393

Level: (low/med) MED Date Received: \_\_\_\_\_

% Moisture: not dec. \_\_\_\_\_ Date Analyzed: 06/02/05

GC Column: DB-624 ID: 0.25 (mm) Dilution Factor: 1.0

Soil Extract Volume: 10000 (uL) Soil Aliquot Volume: 100 (uL)

CONCENTRATION UNITS:  
(ug/L or ug/Kg) UG/KG Q

CAS NO. COMPOUND

75-71-8	Dichlorodifluoromethane	1300	U
74-87-3	Chloromethane	1300	U
75-01-4	Vinyl Chloride	1300	U
74-83-9	Bromomethane	1300	U
75-00-3	Chloroethane	1300	U
75-69-4	Trichlorofluoromethane	1300	U
75-35-4	1,1-Dichloroethene	1300	U
76-13-1	1,1,2-Trichloro-1,2,2-trifluoroethane	1300	U
67-64-1	Acetone	1300	U
75-15-0	Carbon Disulfide	1300	U
79-20-9	Methyl Acetate	1300	U
75-09-2	Methylene Chloride	1300	U
156-60-5	trans-1,2-Dichloroethene	1300	U
1634-04-4	Methyl tert-Butyl Ether	1300	U
75-34-3	1,1-Dichloroethane	1300	U
156-59-2	cis-1,2-Dichloroethene	1300	U
78-93-3	2-Butanone	1300	U
67-66-3	Chloroform	1300	U
71-55-6	1,1,1-Trichloroethane	1300	U
110-82-7	Cyclohexane	1300	U
56-23-5	Carbon Tetrachloride	1300	U
71-43-2	Benzene	1300	U
107-06-2	1,2-Dichloroethane	1300	U



1B  
VOLATILE ORGANICS ANALYSIS DATA SHEET

EPA SAMPLE NO.

VBK6U

Lab Name: MITKEM CORPORATION Contract: \_\_\_\_\_

Lab Code: MITKEM Case No.: \_\_\_\_\_ SAS No.: \_\_\_\_\_ SDG No.: MD0603

Matrix: (soil/water) SOIL Lab Sample ID: MB-18359

Sample wt/vol: 4.0 (g/mL) G Lab File ID: V6D6393

Level: (low/med) MED Date Received: \_\_\_\_\_

% Moisture: not dec. \_\_\_\_\_ Date Analyzed: 06/02/05

GC Column: DB-624 ID: 0.25 (mm) Dilution Factor: 1.0

Soil Extract Volume: 10000 (uL) Soil Aliquot Volume: 100 (uL)

CONCENTRATION UNITS:  
(ug/L or ug/Kg) UG/KG Q

CAS NO. COMPOUND

79-01-6	Trichloroethene	1300	U
108-87-2	Methylcyclohexane	1300	U
78-87-5	1,2-Dichloropropane	1300	U
75-27-4	Bromodichloromethane	1300	U
10061-01-5	cis-1,3-Dichloropropene	1300	U
108-10-1	4-Methyl-2-Pentanone	1300	U
108-88-3	Toluene	1300	U
10061-02-6	trans-1,3-Dichloropropene	1300	U
79-00-5	1,1,2-Trichloroethane	1300	U
127-18-4	Tetrachloroethene	1300	U
591-78-6	2-Hexanone	1300	U
124-48-1	Dibromochloromethane	1300	U
106-93-4	1,2-Dibromoethane	1300	U
108-90-7	Chlorobenzene	1300	U
100-41-4	Ethylbenzene	1300	U
1330-20-7	Xylene (Total)	1300	U
100-42-5	Styrene	1300	U
75-25-2	Bromoform	1300	U
98-82-8	Isopropylbenzene	1300	U
79-34-5	1,1,2,2-Tetrachloroethane	1300	U
541-73-1	1,3-Dichlorobenzene	1300	U
106-46-7	1,4-Dichlorobenzene	1300	U
95-50-1	1,2-Dichlorobenzene	1300	U
96-12-8	1,2-Dibromo-3-chloropropane	1300	U
120-82-1	1,2,4-Trichlorobenzene	1300	U

1F  
VOLATILE ORGANICS ANALYSIS DATA SHEET  
TENTATIVELY IDENTIFIED COMPOUNDS

EPA SAMPLE NO.

VBK6U

Lab Name: MITKEM CORPORATION Contract: \_\_\_\_\_

Lab Code: MITKEM Case No.: \_\_\_\_\_ SAS No.: \_\_\_\_\_ SDG No.: MD0603

Matrix: (soil/water) SOIL Lab Sample ID: MB-18359

Sample wt/vol: 4.0 (g/mL) G Lab File ID: V6D6393

Level: (low/med) MED Date Received: \_\_\_\_\_

% Moisture: not dec. \_\_\_\_\_ Date Analyzed: 06/02/05

GC Column: DB-624 ID: 0.25 (mm) Dilution Factor: 1.0

Soil Extract Volume: 10000 (uL) Soil Aliquot Volume: 100 (uL)

Number TICs found: 0 CONCENTRATION UNITS:  
(ug/L or ug/Kg) ug/Kg

CAS NUMBER	COMPOUND NAME	RT	EST. CONC.	Q
1.				
2.				
3.				
4.				
5.				
6.				
7.				
8.				
9.				
10.				
11.				
12.				
13.				
14.				
15.				
16.				
17.				
18.				
19.				
20.				
21.				
22.				
23.				
24.				
25.				
26.				
27.				
28.				
29.				
30.				

4A  
VOLATILE METHOD BLANK SUMMARY

EPA SAMPLE NO.

VBLK6T

Lab Name: MITKEM CORPORATION Contract: \_\_\_\_\_

Lab Code: MITKEM Case No.: \_\_\_\_\_ SAS No.: \_\_\_\_\_ SDG No.: MD0603

Lab File ID: V6D6392 Lab Sample ID: MB-18358

Date Analyzed: 06/02/05 Time Analyzed: 1035

GC Column: DB-624 ID: 0.25 (mm) Heated Purge: (Y/N) N

Instrument ID: V6

THIS METHOD BLANK APPLIES TO THE FOLLOWING SAMPLES, MS, and MSD:

	EPA SAMPLE NO. =====	LAB SAMPLE ID =====	LAB FILE ID =====	TIME ANALYZED =====
01	VHBLK6T	VHBLK6T	V6D6398	1409
02				
03				
04				
05				
06				
07				
08				
09				
10				
11				
12				
13				
14				
15				
16				
17				
18				
19				
20				
21				
22				
23				
24				
25				
26				
27				
28				
29				
30				

COMMENTS: \_\_\_\_\_

\_\_\_\_\_

1A  
VOLATILE ORGANICS ANALYSIS DATA SHEET

EPA SAMPLE NO.

VBK6T

Lab Name: MITKEM CORPORATION Contract: \_\_\_\_\_

Lab Code: MITKEM Case No.: \_\_\_\_\_ SAS No.: \_\_\_\_\_ SDG No.: MD0603

Matrix: (soil/water) WATER Lab Sample ID: MB-18358

Sample wt/vol: 5.000 (g/mL) ML Lab File ID: V6D6392

Level: (low/med) LOW Date Received: \_\_\_\_\_

% Moisture: not dec. \_\_\_\_\_ Date Analyzed: 06/02/05

GC Column: DB-624 ID: 0.25 (mm) Dilution Factor: 1.0

Soil Extract Volume: \_\_\_\_\_ (uL) Soil Aliquot Volume: \_\_\_\_\_ (uL)

CONCENTRATION UNITS:  
(ug/L or ug/Kg) UG/L Q

CAS NO.	COMPOUND		
75-71-8	Dichlorodifluoromethane	10	U
74-87-3	Chloromethane	10	U
75-01-4	Vinyl Chloride	10	U
74-83-9	Bromomethane	10	U
75-00-3	Chloroethane	10	U
75-69-4	Trichlorofluoromethane	10	U
75-35-4	1,1-Dichloroethene	10	U
76-13-1	1,1,2-Trichloro-1,2,2-trifluoroethane	10	U
67-64-1	Acetone	10	U
75-15-0	Carbon Disulfide	10	U
79-20-9	Methyl Acetate	10	U
75-09-2	Methylene Chloride	10	U
156-60-5	trans-1,2-Dichloroethene	10	U
1634-04-4	Methyl tert-Butyl Ether	10	U
75-34-3	1,1-Dichloroethane	10	U
156-59-2	cis-1,2-Dichloroethene	10	U
78-93-3	2-Butanone	10	U
67-66-3	Chloroform	10	U
71-55-6	1,1,1-Trichloroethane	10	U
110-82-7	Cyclohexane	10	U
56-23-5	Carbon Tetrachloride	10	U
71-43-2	Benzene	10	U
107-06-2	1,2-Dichloroethane	10	U

1B  
VOLATILE ORGANICS ANALYSIS DATA SHEET

EPA SAMPLE NO.

VBLK6T

Lab Name: MITKEM CORPORATION Contract: \_\_\_\_\_

Lab Code: MITKEM Case No.: \_\_\_\_\_ SAS No.: \_\_\_\_\_ SDG No.: MD0603

Matrix: (soil/water) WATER Lab Sample ID: MB-18358

Sample wt/vol: 5.000 (g/mL) ML Lab File ID: V6D6392

Level: (low/med) LOW Date Received: \_\_\_\_\_

% Moisture: not dec. \_\_\_\_\_ Date Analyzed: 06/02/05

GC Column: DB-624 ID: 0.25 (mm) Dilution Factor: 1.0

Soil Extract Volume: \_\_\_\_\_ (uL) Soil Aliquot Volume: \_\_\_\_\_ (uL)

CONCENTRATION UNITS:  
(ug/L or ug/Kg) UG/L Q

CAS NO. COMPOUND

79-01-6	Trichloroethene	10	U
108-87-2	Methylcyclohexane	10	U
78-87-5	1,2-Dichloropropane	10	U
75-27-4	Bromodichloromethane	10	U
10061-01-5	cis-1,3-Dichloropropene	10	U
108-10-1	4-Methyl-2-Pentanone	10	U
108-88-3	Toluene	10	U
10061-02-6	trans-1,3-Dichloropropene	10	U
79-00-5	1,1,2-Trichloroethane	10	U
127-18-4	Tetrachloroethene	10	U
591-78-6	2-Hexanone	10	U
124-48-1	Dibromochloromethane	10	U
106-93-4	1,2-Dibromoethane	10	U
108-90-7	Chlorobenzene	10	U
100-41-4	Ethylbenzene	10	U
1330-20-7	Xylene (Total)	10	U
100-42-5	Styrene	10	U
75-25-2	Bromoform	10	U
98-82-8	Isopropylbenzene	10	U
79-34-5	1,1,2,2-Tetrachloroethane	10	U
541-73-1	1,3-Dichlorobenzene	10	U
106-46-7	1,4-Dichlorobenzene	10	U
95-50-1	1,2-Dichlorobenzene	10	U
96-12-8	1,2-Dibromo-3-chloropropane	10	U
120-82-1	1,2,4-Trichlorobenzene	10	U

1F  
VOLATILE ORGANICS ANALYSIS DATA SHEET  
TENTATIVELY IDENTIFIED COMPOUNDS

EPA SAMPLE NO.

VBLLK6T

Lab Name: MITKEM CORPORATION Contract: \_\_\_\_\_

Lab Code: MITKEM Case No.: \_\_\_\_\_ SAS No.: \_\_\_\_\_ SDG No.: MD0603

Matrix: (soil/water) WATER Lab Sample ID: MB-18358

Sample wt/vol: 5.000 (g/mL) ML Lab File ID: V6D6392

Level: (low/med) LOW Date Received: \_\_\_\_\_

% Moisture: not dec. \_\_\_\_\_ Date Analyzed: 06/02/05

GC Column: DB-624 ID: 0.25 (mm) Dilution Factor: 1.0

Soil Extract Volume: \_\_\_\_\_ (uL) Soil Aliquot Volume: \_\_\_\_\_ (uL)

Number TICs found: 0 CONCENTRATION UNITS:  
(ug/L or ug/Kg) ug/L

CAS NUMBER	COMPOUND NAME	RT	EST. CONC.	Q
1.				
2.				
3.				
4.				
5.				
6.				
7.				
8.				
9.				
10.				
11.				
12.				
13.				
14.				
15.				
16.				
17.				
18.				
19.				
20.				
21.				
22.				
23.				
24.				
25.				
26.				
27.				
28.				
29.				
30.				

1A  
VOLATILE ORGANICS ANALYSIS DATA SHEET

EPA SAMPLE NO.

VHBLK6T

Lab Name: MITKEM CORPORATION Contract: \_\_\_\_\_

Lab Code: MITKEM Case No.: \_\_\_\_\_ SAS No.: \_\_\_\_\_ SDG No.: MD0603

Matrix: (soil/water) WATER Lab Sample ID: VHBLK6T

Sample wt/vol: 5.000 (g/mL) ML Lab File ID: V6D6398

Level: (low/med) LOW Date Received: 05/25/05

% Moisture: not dec. \_\_\_\_\_ Date Analyzed: 06/02/05

GC Column: DB-624 ID: 0.25 (mm) Dilution Factor: 1.0

Soil Extract Volume: \_\_\_\_\_ (uL) Soil Aliquot Volume: \_\_\_\_\_ (uL)

CONCENTRATION UNITS:  
(ug/L or ug/Kg) UG/L Q

CAS NO. COMPOUND

75-71-8	Dichlorodifluoromethane	10	U
74-87-3	Chloromethane	10	U
75-01-4	Vinyl Chloride	10	U
74-83-9	Bromomethane	10	U
75-00-3	Chloroethane	10	U
75-69-4	Trichlorofluoromethane	10	U
75-35-4	1,1-Dichloroethene	10	U
76-13-1	1,1,2-Trichloro-1,2,2-trifluoroethane	10	U
67-64-1	Acetone	10	U
75-15-0	Carbon Disulfide	10	U
79-20-9	Methyl Acetate	10	U
75-09-2	Methylene Chloride	10	U
156-60-5	trans-1,2-Dichloroethene	10	U
1634-04-4	Methyl tert-Butyl Ether	10	U
75-34-3	1,1-Dichloroethane	10	U
156-59-2	cis-1,2-Dichloroethene	10	U
78-93-3	2-Butanone	10	U
67-66-3	Chloroform	10	U
71-55-6	1,1,1-Trichloroethane	10	U
110-82-7	Cyclohexane	10	U
56-23-5	Carbon Tetrachloride	10	U
71-43-2	Benzene	10	U
107-06-2	1,2-Dichloroethane	10	U

1B  
VOLATILE ORGANICS ANALYSIS DATA SHEET

EPA SAMPLE NO.

VHBLK6T

Lab Name: MITKEM CORPORATION Contract: \_\_\_\_\_

Lab Code: MITKEM Case No.: \_\_\_\_\_ SAS No.: \_\_\_\_\_ SDG No.: MD0603

Matrix: (soil/water) WATER Lab Sample ID: VHBLK6T

Sample wt/vol: 5.000 (g/mL) ML Lab File ID: V6D6398

Level: (low/med) LOW Date Received: 05/25/05

% Moisture: not dec. \_\_\_\_\_ Date Analyzed: 06/02/05

GC Column: DB-624 ID: 0.25 (mm) Dilution Factor: 1.0

Soil Extract Volume: \_\_\_\_\_ (uL) Soil Aliquot Volume: \_\_\_\_\_ (uL)

CONCENTRATION UNITS:  
(ug/L or ug/Kg) UG/L Q

CAS NO.	COMPOUND		
79-01-6	Trichloroethene	10	U
108-87-2	Methylcyclohexane	10	U
78-87-5	1,2-Dichloropropane	10	U
75-27-4	Bromodichloromethane	10	U
10061-01-5	cis-1,3-Dichloropropene	10	U
108-10-1	4-Methyl-2-Pentanone	10	U
108-88-3	Toluene	10	U
10061-02-6	trans-1,3-Dichloropropene	10	U
79-00-5	1,1,2-Trichloroethane	10	U
127-18-4	Tetrachloroethene	10	U
591-78-6	2-Hexanone	10	U
124-48-1	Dibromochloromethane	10	U
106-93-4	1,2-Dibromoethane	10	U
108-90-7	Chlorobenzene	10	U
100-41-4	Ethylbenzene	10	U
1330-20-7	Xylene (Total)	10	U
100-42-5	Styrene	10	U
75-25-2	Bromoform	10	U
98-82-8	Isopropylbenzene	10	U
79-34-5	1,1,2,2-Tetrachloroethane	10	U
541-73-1	1,3-Dichlorobenzene	10	U
106-46-7	1,4-Dichlorobenzene	10	U
95-50-1	1,2-Dichlorobenzene	10	U
96-12-8	1,2-Dibromo-3-chloropropane	10	U
120-82-1	1,2,4-Trichlorobenzene	10	U



1F  
VOLATILE ORGANICS ANALYSIS DATA SHEET  
TENTATIVELY IDENTIFIED COMPOUNDS

EPA SAMPLE NO.

VHBLK6T

Lab Name: MITKEM CORPORATION Contract: \_\_\_\_\_

Lab Code: MITKEM Case No.: \_\_\_\_\_ SAS No.: \_\_\_\_\_ SDG No.: MD0603

Matrix: (soil/water) WATER Lab Sample ID: VHBLK6T

Sample wt/vol: 5.000 (g/mL) ML Lab File ID: V6D6398

Level: (low/med) LOW Date Received: 05/25/05

% Moisture: not dec. \_\_\_\_\_ Date Analyzed: 06/02/05

GC Column: DB-624 ID: 0.25 (mm) Dilution Factor: 1.0

Soil Extract Volume: \_\_\_\_\_ (uL) Soil Aliquot Volume: \_\_\_\_\_ (uL)

Number TICs found: 0 CONCENTRATION UNITS:  
(ug/L or ug/Kg) ug/L

CAS NUMBER	COMPOUND NAME	RT	EST. CONC.	Q
=====	=====	=====	=====	=====
1.				
2.				
3.				
4.				
5.				
6.				
7.				
8.				
9.				
10.				
11.				
12.				
13.				
14.				
15.				
16.				
17.				
18.				
19.				
20.				
21.				
22.				
23.				
24.				
25.				
26.				
27.				
28.				
29.				
30.				

8A  
VOLATILE INTERNAL STANDARD AREA AND RT SUMMARY

Lab Name: MITKEM CORPORATION Contract: \_\_\_\_\_  
 Lab Code: MITKEM Case No.: \_\_\_\_\_ SAS No.: \_\_\_\_\_ SDG No.: MD0603  
 EPA Sample No. (VSTD050##): VSTD0501M Date Analyzed: 05/26/05  
 Lab File ID (Standard): V1G7811 Time Analyzed: 1049  
 Instrument ID: V1 Heated Purge: (Y/N) Y  
 GC Column: DB-624 ID: 0.25 (mm)

	IS1 (BCM)		IS2 (DFB)		IS3 (CBZ)	
	AREA #	RT #	AREA #	RT #	AREA #	RT #
=====	=====	=====	=====	=====	=====	=====
12 HOUR STD	249168	5.84	1326262	6.98	1064408	10.57
UPPER LIMIT	498336	6.34	2652524	7.48	2128816	11.07
LOWER LIMIT	124584	5.34	663131	6.48	532204	10.07
=====	=====	=====	=====	=====	=====	=====
EPA SAMPLE						
=====	=====	=====	=====	=====	=====	=====
01 VBLK1M	234312	5.83	1224958	6.98	1019983	10.57
02 B-840	151623	5.83	864834	6.98	758912	10.58
03						
04						
05						
06						
07						
08						
09						
10						
11						
12						
13						
14						
15						
16						
17						
18						
19						
20						
21						
22						

IS1 (BCM) = Bromochloromethane  
 IS2 (DFB) = 1,4-Difluorobenzene  
 IS3 (CBZ) = Chlorobenzene-d5

AREA UPPER LIMIT = +100% of internal standard area  
 AREA LOWER LIMIT = - 50% of internal standard area  
 RT UPPER LIMIT = + 0.50 minutes of internal standard RT  
 RT LOWER LIMIT = - 0.50 minutes of internal standard RT

# Column used to flag values outside QC limits with an asterisk.  
 \* Values outside of QC limits

8A  
VOLATILE INTERNAL STANDARD AREA AND RT SUMMARY

Lab Name: MITKEM CORPORATION Contract: \_\_\_\_\_  
 Lab Code: MITKEM Case No.: \_\_\_\_\_ SAS No.: \_\_\_\_\_ SDG No.: MD0603  
 EPA Sample No. (VSTD050##): VSTD0501N Date Analyzed: 05/27/05  
 Lab File ID (Standard): V1G7831 Time Analyzed: 1013  
 Instrument ID: V1 Heated Purge: (Y/N) Y  
 GC Column: DB-624 ID: 0.25 (mm)

	IS1 (BCM) AREA #	RT #	IS2 (DFB) AREA #	RT #	IS3 (CBZ) AREA #	RT #
=====	=====	=====	=====	=====	=====	=====
12 HOUR STD	247586	5.83	1269418	6.97	1007154	10.57
UPPER LIMIT	495172	6.33	2538836	7.47	2014308	11.07
LOWER LIMIT	123793	5.33	634709	6.47	503577	10.07
=====	=====	=====	=====	=====	=====	=====
EPA SAMPLE						
=====	=====	=====	=====	=====	=====	=====
01 VBLK1N	240792	5.82	1257485	6.96	1025303	10.57
02 V1NLCS	258667	5.82	1326700	6.96	1069262	10.57
03 B-1130	145100	5.83	803675	6.97	673578	10.57
04						
05						
06						
07						
08						
09						
10						
11						
12						
13						
14						
15						
16						
17						
18						
19						
20						
21						
22						

IS1 (BCM) = Bromochloromethane  
 IS2 (DFB) = 1,4-Difluorobenzene  
 IS3 (CBZ) = Chlorobenzene-d5

AREA UPPER LIMIT = +100% of internal standard area  
 AREA LOWER LIMIT = - 50% of internal standard area  
 RT UPPER LIMIT = + 0.50 minutes of internal standard RT  
 RT LOWER LIMIT = - 0.50 minutes of internal standard RT

# Column used to flag values outside QC limits with an asterisk.  
 \* Values outside of QC limits

8A  
VOLATILE INTERNAL STANDARD AREA AND RT SUMMARY

Lab Name: MITKEM CORPORATION Contract: \_\_\_\_\_  
 Lab Code: MITKEM Case No.: \_\_\_\_\_ SAS No.: \_\_\_\_\_ SDG No.: MD0603  
 EPA Sample No. (VSTD050##): VSTD0506T Date Analyzed: 06/02/05  
 Lab File ID (Standard): V6D6391 Time Analyzed: 0937  
 Instrument ID: V6 Heated Purge: (Y/N) N  
 GC Column: DB-624 ID: 0.25 (mm)

	IS1 (BCM) AREA #	RT #	IS2 (DFB) AREA #	RT #	IS3 (CBZ) AREA #	RT #
=====	=====	=====	=====	=====	=====	=====
12 HOUR STD	362447	4.69	1685950	5.80	1624290	9.31
UPPER LIMIT	724894	5.19	3371900	6.30	3248580	9.81
LOWER LIMIT	181224	4.19	842975	5.30	812145	8.81
=====	=====	=====	=====	=====	=====	=====
EPA SAMPLE						
=====	=====	=====	=====	=====	=====	=====
01 VBLK6T	299792	4.70	1323413	5.79	1270109	9.30
02 VBLK6U	287468	4.70	1215398	5.80	1215687	9.31
03 V6ULCS	330637	4.70	1554567	5.80	1480944	9.31
04 B-840DL	330812	4.70	1472898	5.79	1596348	9.31
05 VHBLK6T	332873	4.70	1585784	5.79	1493143	9.31
06						
07						
08						
09						
10						
11						
12						
13						
14						
15						
16						
17						
18						
19						
20						
21						
22						

IS1 (BCM) = Bromochloromethane  
 IS2 (DFB) = 1,4-Difluorobenzene  
 IS3 (CBZ) = Chlorobenzene-d5

AREA UPPER LIMIT = +100% of internal standard area  
 AREA LOWER LIMIT = - 50% of internal standard area  
 RT UPPER LIMIT = + 0.50 minutes of internal standard RT  
 RT LOWER LIMIT = - 0.50 minutes of internal standard RT

# Column used to flag values outside QC limits with an asterisk.  
 \* Values outside of QC limits

## Mitkem Corporation

New York State Department of Environmental Conservation  
Sample Identification and Analytical Requirements Summary

Project Name: **5 HUNTS ROAD, JAMESTOWN**

SDG: D0603

[illegible]

NYASP 10/95

# Mitkem Corporation

## New York State Department of Environmental Conservation

### Sample Preparation and Analyses Summary Volatile (VOA) Analyses

Project Name: **5 HUNTS ROAD, JAMESTOWN**

SDG: **D0603**

<u>Laboratory Sample ID</u>	<u>Matrix</u>	<u>Date Collected</u>	<u>Date Received by Lab</u>	<u>Date Extracted</u>	<u>Date Analyzed</u>
D0603-01A	SL	05/23/2005	05/25/2005	5/26/05, 6/1/05	5/26/05, 6/2/05
D0603-02A	SL	05/23/2005	05/25/2005	05/27/2005	05/27/2005

NYASP 10/95

# Mitkem Corporation

## New York State Department of Environmental Conservation

### Sample Preparation and Analyses Summary Volatile (VOA) Analyses

Project Name: **5 HUNTS ROAD, JAMESTOWN**

SDG: **D0603**

<u>Laboratory Sample ID</u>	<u>Matrix</u>	<u>Analytical Protocol</u>	<u>Extraction Method</u>	<u>Low/Medium Level</u>	<u>Dil/Conc Factor</u>
D0603-01A	SL	ASP	DI Water, Methanol	Low, Medium	1, 250
D0603-02A	SL	ASP	Di Water	Low	1

NYASP 10/95

Analytical Data Package for Day Environmental, Inc.

Client Project No.: 5 Hunt Road, Jamestown, NY

Mitkem Work Order ID: D0603

June 22, 2005

Prepared For: Day Environmental, Inc.  
40 Commercial Street  
Rochester, NY 14614  
Attn: Mr. Jeff Danzinger

Prepared By: Mitkem Corporation  
175 Metro Center Boulevard  
Warwick, RI 02886  
(401) 732-3400



## **SDG Narrative**

Mitkem Corporation submits the enclosed data package in response to Day Environmental Inc.'s 5 Hunt Road, Jamestown, NY project. Under this deliverable, analysis results are presented for two soil samples that were received on May 25, 2005. Analyses were performed per specifications in the project's contract and the chain of custody forms. Sample Identifications were shortened where necessary due to limitations in data reporting software. Following the narrative is a table of sample identifications for cross-referencing full client sample ID, shortened client sample ID and laboratory sample ID, along with the Mitkem Work Order.

The analyses were performed and reported per NYSDEC ASP (2000 update) requirement for Category B deliverable with the exception of total petroleum hydrocarbons. The analysis results for total petroleum hydrocarbons are presented in the standard Mitkem format with supporting raw data.

The following observation and/or deviations are observed for the following analyses:

### **1. Overall observation:**

Where needed, manual integrations were performed to improve data quality. The corrections were reviewed and associated hardcopies generated and reported as required. Manual integrations are coded to provide the data reviewer justification for such action. The codes are labeled on the ion chromatogram signal (GC/MS signal) and chromatogram for GC based analysis as follows:

- M1        peak tailing or fronting.
- M2        peak co-elution.
- M3        rising or falling baseline.
- M4        retention time shift.
- M5        miscellaneous – under this category, the justification is explained.

The enclosed report includes the originals of all data with the exception of logbook pages and certain initial calibrations. Photocopies of logbook pages are included, with the originals maintained on file at the laboratory. The originals of initial calibrations that are shared among several cases are maintained on file at the laboratory, with photocopies included in the data package.

## 2. Volatiles Analysis:

Trap used for instruments V1 and V6: OI Analytical #10 trap containing 8 cm each of Tenax, silica gel and carbon molecular sieve.

GC column used: 30 m x 0.25 mm id (1.4 um film thickness) DB-624 capillary column.

Alkanes were determined as part of TIC. The alkanes are reported in the Alkane Narrative Report following the SDG Narrative.

Surrogate recovery: recoveries were within the QC limits with the exception of high recovery of bromofluorobenzene in sample B-840. The sample was re-analyzed at dilution with surrogate recoveries within the QC limits.

Lab control sample: spike recoveries were within the QC limits.

Sample analysis: due to high concentration of target analytes, sample B-840 was re-analyzed at dilution by the medium-level approach. In addition to the medium-level analysis, the sample was also analyzed at 2x dilution. No other unusual observation was made for the analysis.

## 3. Total Petroleum Hydrocarbon Analysis:

Surrogate recovery: recovery was within the QC limits.

Lab control sample: spike recovery was within the QC limits.

Sample analysis: sample B-840 contains resolved and unresolved peaks in the retention time range for a mixture of three petroleum products, two being typical diesel fuel and motor oil. The third product is in the range for a low boiling point product such as gasoline, but the pattern of resolved and unresolved peaks does not match the laboratory standard gasoline. The pattern is similar to keosene or jet fuel, but appears to be in a lower boiling point range than these products. The chromatograms for diesel fuel and motor oil are included. No other unusual observation was made for the analysis.

All pages in this report have been numbered consecutively, starting with the title page and ending with a page saying only "Last Page of Data Report".

I certify that this data package is in compliance, both technically and for completeness, for other than the conditions detailed above. Release of the data contained in this hardcopy data package has been authorized by the laboratory manager or his designee, as verified by the following signature.

A handwritten signature in black ink, appearing to read 'Agnes Ng' with a stylized flourish at the end.

Agnes Ng  
CLP Project Manager  
06/22/05

ALKANE NARRATIVE REPORT  
 Report date : 06/18/2005  
 SDG: MD0603

Client Sample ID: B-840	Lab Sample ID: D0603-01A	File ID: V1G7823
Compound	RT	Est. Conc. Q
-----	-----	-----
Straight-chain Alkane	10.96	870 J
Cyclic Alkane	11.71	1400 J
Cyclic Alkane	12.42	450 J
Straight-chain Alkane	12.58	1800 J
Branched Alkane	12.93	640 J
Cyclic Alkane	13.28	780 J
Straight-chain Alkane	13.94	470 J

Client Sample ID: B-840DL	Lab Sample ID: D0603-01ADL	File ID: V6D6397
Compound	RT	Est. Conc. Q
-----	-----	-----
Straight-chain Alkane	9.74	12000 JD
Branched Alkane	10.41	11000 JD
Branched Alkane	10.58	7200 JD
Straight-chain Alkane	11.48	43000 JD
Branched Alkane	11.85	20000 JD
Cyclic Alkane	12.18	8600 JD
Branched Alkane	12.54	4500 JD
Straight-chain Alkane	12.91	12000 JD

# ***Mitkem and Client Sample ID Summary Report\****

*Mitkem Workorder:* D0603

*Client Name:* Day Environmental, Inc

<b><i>Mitkem Sample ID</i></b>	<b><i>Reported Client Sample ID</i></b>	<b><i>Full Client Sample ID</i></b>
D0603-01A	B-840	B-8 (4.0')
D0603-02A	B-1130	B-11 (3.0')

*\* If client sample ID has not been truncated, the full client sample ID is listed in the column labeled "Reported Client Sample ID"*

Client ID: DAY

Project: Jamestown

Location: 5 HUNTS ROAD, JAMESTOWN

Comments: N/A

Case:

SDG:

PO: 3563S-04

Report Level: ASP-B

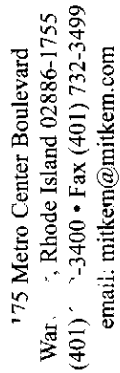
EDD:

HC Due: 06/15/05

Fax Due:

Sample ID	Client Sample ID	Collection Date	Date Received	Matrix	Test Code	Lab Test Comments	Iold	MS	SEL	Storage
D0603-01A	B-840	05/23/05 09:54	05/25/05	Soil	OLM4.2 VOA_LOW_S PMoist	NYS CLP - ADD LCS				VOA
					TPH_S	PLUS FUEL ID, method 310.				VOA
D0603-02A	B-1130	05/23/05 11:41	05/25/05	Soil	OLM4.2 VOA_LOW_S PMoist	NYS CLP - ADD LCS				VOA
										VOA

## Sample Transmittal Documentation



## CHAIN-OF-CUSTODY RECORD

[illegible]

-0009

WHITE: LABORATORY COPY

YELLOW: REPORT COPY

**PINK: CLIENT'S COPY**



**MITKEM CORPORATION**  
**Sample Condition Form**

Page 1 of 1

Received By: <u>[Signature]</u>		Reviewed By: <u>JJH</u>		Date: _____		MITKEM Project #: <u>D0603</u>		
Client Project: <u>Jans town</u>				Client: <u>PAY</u>		Soil Headspace or Air Bubbles $\geq 1/4"$		
Cooler Sealed Yes / <u>No</u>		Lab Sample ID		Preservation (pH)				VOA Matrix
		HNO <sub>3</sub>	H <sub>2</sub> SO <sub>4</sub>	HCl	NaOH			
		<u>D0603</u>	<u>01</u>					<u>US</u>
		<u>D0603</u>	<u>02</u>					<u>US</u>
1) Custody Seal(s)		Present / Absent		<div style="border: 1px solid black; width: 100%; height: 100%; transform: rotate(45deg);"></div>				
		Coolers / Bottles						
		Intact / Broken						
2) Custody Seal Number(s)		<u>N/A</u>						
3) Chain-of-Custody		Present / Absent						
4) Cooler Temperature		<u>6°C</u>						
Coolant Condition		<u>OK / ice</u>						
5) Airbill(s)		Present / Absent						
Airbill Number(s)		<u>85076470 7971</u>						
6) Sample Bottles		Intact / Broken / Leaking						
7) Date Received		<u>5/25/05</u>						
8) Time Received		<u>08:30</u>						
Preservative Name/Lot No:								

**VOA Matrix Key:**  
**US** = Unpreserved Soil    **A** = Air  
**UA** = Unpreserved Aqueo    **H** = HCl  
**M/N** = MeOH & NaHSO<sub>4</sub>    **E** = Encore  
**N** = NaHSO<sub>4</sub>    **M** = MeOH

See Sample Condition Notification/Corrective Action Form    yes / no

Rad OK    yes / no



\* Volatiles \*

2A  
WATER VOLATILE SYSTEM MONITORING COMPOUND RECOVERY

Lab Name: MITKEM CORPORATION Contract: \_\_\_\_\_

Lab Code: MITKEM Case No.: \_\_\_\_\_ SAS No.: \_\_\_\_\_ SDG No.: MD0603

	EPA SAMPLE NO.	SMC1 (TOL) #	SMC2 (BFB) #	SMC3 (DCE) #	OTHER	TOT OUT
01	VBLK6T	102	96	98		0
02	VHBLK6T	98	92	94		0
03						
04						
05						
06						
07						
08						
09						
10						
11						
12						
13						
14						
15						
16						
17						
18						
19						
20						
21						
22						
23						
24						
25						
26						
27						
28						
29						
30						

QC LIMITS

SMC1 (TOL) = Toluene-d8 (88-110)  
 SMC2 (BFB) = Bromofluorobenzene (86-115)  
 SMC3 (DCE) = 1,2-Dichloroethane-d4 (76-114)

# Column to be used to flag recovery values

\* Values outside of contract required QC limits

2B  
SOIL VOLATILE SYSTEM MONITORING COMPOUND RECOVERY

Lab Name: MITKEM CORPORATION Contract: \_\_\_\_\_

Lab Code: MITKEM Case No.: \_\_\_\_\_ SAS No.: \_\_\_\_\_ SDG No.: MD0603

Level: (low/med) LOW

	EPA SAMPLE NO.	SMC1 (TOL) #	SMC2 (BFB) #	SMC3 (DCE) #	OTHER	TOT OUT
	=====	=====	=====	=====	=====	=====
01	VBLK1M	103	104	104		0
02	B-840	94	133*	107		1
03	VBLK1N	104	100	113		0
04	VINLCS	102	100	105		0
05	B-1130	102	98	113		0
06						
07						
08						
09						
10						
11						
12						
13						
14						
15						
16						
17						
18						
19						
20						
21						
22						
23						
24						
25						
26						
27						
28						
29						
30						

QC LIMITS

SMC1 (TOL) = Toluene-d8 (84-138)  
 SMC2 (BFB) = Bromofluorobenzene (59-113)  
 SMC3 (DCE) = 1,2-Dichloroethane-d4 (70-121)

# Column to be used to flag recovery values

\* Values outside of contract required QC limits

2B  
SOIL VOLATILE SYSTEM MONITORING COMPOUND RECOVERY

Lab Name: MITKEM CORPORATION Contract: \_\_\_\_\_

Lab Code: MITKEM Case No.: \_\_\_\_\_ SAS No.: \_\_\_\_\_ SDG No.: MD0603

Level: (low/med) MED

	EPA SAMPLE NO.	SMC1 (TOL) #	SMC2 (BFB) #	SMC3 (DCE) #	OTHER	TOT OUT
01	VBLK6U	111	103	107		0
02	V6ULCS	94	90	96		0
03	B-840DL	89	106	96		0
04						
05						
06						
07						
08						
09						
10						
11						
12						
13						
14						
15						
16						
17						
18						
19						
20						
21						
22						
23						
24						
25						
26						
27						
28						
29						
30						

QC LIMITS

SMC1 (TOL) = Toluene-d8 (84-138)  
 SMC2 (BFB) = Bromofluorobenzene (59-113)  
 SMC3 (DCE) = 1,2-Dichloroethane-d4 (70-121)

# Column to be used to flag recovery values

\* Values outside of contract required QC limits

FORM 3  
SOIL VOLATILE LAB CONTROL SAMPLE

Lab Name: MITKEM CORPORATION Contract: \_\_\_\_\_

Lab Code: MITKEM Case No.: \_\_\_\_\_ SAS No.: \_\_\_\_\_ SDG No.: MD0603

Matrix Spike - Sample No.: V1NLCS Level: (low/med) LOW

COMPOUND	SPIKE ADDED (ug/Kg)	SAMPLE CONCENTRATION (ug/Kg)	LCS CONCENTRATION (ug/Kg)	LCS % REC #	QC. LIMITS REC.
=====	=====	=====	=====	=====	=====
1,1-Dichloroethene	50		58	116	59-172
Trichloroethene	50		60	120	62-137
Benzene	50		58	116	66-142
Toluene	50		59	118	59-139
Chlorobenzene	50		58	116	60-133

# Column to be used to flag recovery and RPD values with an asterisk

\* Values outside of QC limits

RPD: 0 out of 0 outside limits

Spike Recovery: 0 out of 5 outside limits

COMMENTS: \_\_\_\_\_

FORM III VOA

FORM 3  
SOIL VOLATILE LAB CONTROL SAMPLE

Lab Name: MITKEM CORPORATION Contract: \_\_\_\_\_  
Lab Code: MITKEM Case No.: \_\_\_\_\_ SAS No.: \_\_\_\_\_ SDG No.: MD0603  
Matrix Spike - Sample No.: V6ULCS Level: (low/med) MED

COMPOUND	SPIKE ADDED (ug/Kg)	SAMPLE CONCENTRATION (ug/Kg)	LCS CONCENTRATION (ug/Kg)	LCS % REC #	QC. LIMITS REC.
=====	=====	=====	=====	=====	=====
1,1-Dichloroethene	6300		6800	108	59-172
Trichloroethene	6300		6800	108	62-137
Benzene	6300		7300	116	66-142
Toluene	6300		7600	121	59-139
Chlorobenzene	6300		7600	121	60-133

# Column to be used to flag recovery and RPD values with an asterisk

\* Values outside of QC limits

RPD: 0 out of 0 outside limits

Spike Recovery: 0 out of 5 outside limits

COMMENTS: \_\_\_\_\_  
\_\_\_\_\_

4A  
VOLATILE METHOD BLANK SUMMARY

EPA SAMPLE NO.

VBLK1M

Lab Name: MITKEM CORPORATION Contract: \_\_\_\_\_

Lab Code: MITKEM Case No.: \_\_\_\_\_ SAS No.: \_\_\_\_\_ SDG No.: MD0603

Lab File ID: V1G7812 Lab Sample ID: MB-18283

Date Analyzed: 05/26/05 Time Analyzed: 1132

GC Column: DB-624 ID: 0.25 (mm) Heated Purge: (Y/N) Y

Instrument ID: V1

THIS METHOD BLANK APPLIES TO THE FOLLOWING SAMPLES, MS, and MSD:

	EPA SAMPLE NO. =====	LAB SAMPLE ID =====	LAB FILE ID =====	TIME ANALYZED =====
01	B-840	D0603-01A	V1G7823	1847
02				
03				
04				
05				
06				
07				
08				
09				
10				
11				
12				
13				
14				
15				
16				
17				
18				
19				
20				
21				
22				
23				
24				
25				
26				
27				
28				
29				
30				

COMMENTS: \_\_\_\_\_

\_\_\_\_\_



4A  
VOLATILE METHOD BLANK SUMMARY

EPA SAMPLE NO.

VBLK1N

Lab Name: MITKEM CORPORATION Contract: \_\_\_\_\_

Lab Code: MITKEM Case No.: \_\_\_\_\_ SAS No.: \_\_\_\_\_ SDG No.: MD0603

Lab File ID: V1G7832 Lab Sample ID: MB-18299

Date Analyzed: 05/27/05 Time Analyzed: 1050

GC Column: DB-624 ID: 0.25 (mm) Heated Purge: (Y/N) Y

Instrument ID: V1

THIS METHOD BLANK APPLIES TO THE FOLLOWING SAMPLES, MS, and MSD:

	EPA SAMPLE NO.	LAB SAMPLE ID	LAB FILE ID	TIME ANALYZED
	=====	=====	=====	=====
01	V1NLCS	LCS-18299	V1G7833	1128
02	B-1130	D0603-02A	V1G7837	1345
03				
04				
05				
06				
07				
08				
09				
10				
11				
12				
13				
14				
15				
16				
17				
18				
19				
20				
21				
22				
23				
24				
25				
26				
27				
28				
29				
30				

COMMENTS: \_\_\_\_\_

\_\_\_\_\_

4A  
VOLATILE METHOD BLANK SUMMARY

EPA SAMPLE NO.

VBLK6T

Lab Name: MITKEM CORPORATION Contract: \_\_\_\_\_

Lab Code: MITKEM Case No.: \_\_\_\_\_ SAS No.: \_\_\_\_\_ SDG No.: MD0603

Lab File ID: V6D6392 Lab Sample ID: MB-18358

Date Analyzed: 06/02/05 Time Analyzed: 1035

GC Column: DB-624 ID: 0.25 (mm) Heated Purge: (Y/N) N

Instrument ID: V6

THIS METHOD BLANK APPLIES TO THE FOLLOWING SAMPLES, MS, and MSD:

	EPA SAMPLE NO.	LAB SAMPLE ID	LAB FILE ID	TIME ANALYZED
	=====	=====	=====	=====
01	VHBLK6T	VHBLK6T	V6D6398	1409
02				
03				
04				
05				
06				
07				
08				
09				
10				
11				
12				
13				
14				
15				
16				
17				
18				
19				
20				
21				
22				
23				
24				
25				
26				
27				
28				
29				
30				

COMMENTS: \_\_\_\_\_

\_\_\_\_\_

4A  
VOLATILE METHOD BLANK SUMMARY

EPA SAMPLE NO.

VBLK6U

Lab Name: MITKEM CORPORATION Contract: \_\_\_\_\_

Lab Code: MITKEM Case No.: \_\_\_\_\_ SAS No.: \_\_\_\_\_ SDG No.: MD0603

Lab File ID: V6D6393 Lab Sample ID: MB-18359

Date Analyzed: 06/02/05 Time Analyzed: 1102

GC Column: DB-624 ID: 0.25 (mm) Heated Purge: (Y/N) N

Instrument ID: V6

THIS METHOD BLANK APPLIES TO THE FOLLOWING SAMPLES, MS, and MSD:

	EPA SAMPLE NO.	LAB SAMPLE ID	LAB FILE ID	TIME ANALYZED
	=====	=====	=====	=====
01	V6ULCS	LCS-18359	V6D6395	1213
02	B-840DL	D0603-01ADL	V6D6397	1328
03				
04				
05				
06				
07				
08				
09				
10				
11				
12				
13				
14				
15				
16				
17				
18				
19				
20				
21				
22				
23				
24				
25				
26				
27				
28				
29				
30				

COMMENTS: \_\_\_\_\_

\_\_\_\_\_

5A  
VOLATILE ORGANIC INSTRUMENT PERFORMANCE CHECK  
BROMOFLUOROBENZENE (BFB)

Lab Name: MITKEM CORPORATION Contract: \_\_\_\_\_  
 Lab Code: MITKEM Case No.: \_\_\_\_\_ SAS No.: \_\_\_\_\_ SDG No.: MD0603  
 Lab File ID: V1G7750 BFB Injection Date: 05/23/05  
 Instrument ID: V1 BFB Injection Time: 2025  
 GC Column: DB-624 ID: 0.25 (mm)

m/e	ION ABUNDANCE CRITERIA	% RELATIVE ABUNDANCE
50	8.0 - 40.0% of mass 95	16.3
75	30.0 - 66.0% of mass 95	39.1
95	Base Peak, 100% relative abundance	100.0
96	5.0 - 9.0% of mass 95	6.2
173	Less than 2.0% of mass 174	0.0 ( 0.0)1
174	50.0 - 120.0% of mass 95	83.3
175	4.0 - 9.0% of mass 174	6.1 ( 7.4)1
176	93.0 - 101.0% of mass 174	83.3 (100.0)1
177	5.0 - 9.0% of mass 176	5.3 ( 6.4)2

1-Value is % mass 174

2-Value is % mass 176

THIS CHECK APPLIES TO THE FOLLOWING SAMPLES, MS, MSD, BLANKS, AND STANDARDS:

	EPA SAMPLE NO.	LAB SAMPLE ID	LAB FILE ID	DATE ANALYZED	TIME ANALYZED
01	VSTD0501J	VSTD0501J	V1G7751	05/23/05	2054
02	VSTD0101J	VSTD0101J	V1G7752	05/23/05	2124
03	VSTD2001J	VSTD2001J	V1G7753	05/23/05	2153
04	VSTD1001J	VSTD1001J	V1G7754	05/23/05	2223
05	VSTD0201J	VSTD0201J	V1G7755	05/23/05	2252
06					
07					
08					
09					
10					
11					
12					
13					
14					
15					
16					
17					
18					
19					
20					
21					
22					

5A  
VOLATILE ORGANIC INSTRUMENT PERFORMANCE CHECK  
BROMOFLUOROBENZENE (BFB)

Lab Name: MITKEM CORPORATION Contract: \_\_\_\_\_  
 Lab Code: MITKEM Case No.: \_\_\_\_\_ SAS No.: \_\_\_\_\_ SDG No.: MD0603  
 Lab File ID: V1G7810 BFB Injection Date: 05/26/05  
 Instrument ID: V1 BFB Injection Time: 1022  
 GC Column: DB-624 ID: 0.25 (mm)

m/e	ION ABUNDANCE CRITERIA	% RELATIVE ABUNDANCE
50	8.0 - 40.0% of mass 95	16.1
75	30.0 - 66.0% of mass 95	41.5
95	Base Peak, 100% relative abundance	100.0
96	5.0 - 9.0% of mass 95	6.1
173	Less than 2.0% of mass 174	0.0 ( 0.0)1
174	50.0 - 120.0% of mass 95	86.5
175	4.0 - 9.0% of mass 174	6.6 ( 7.6)1
176	93.0 - 101.0% of mass 174	82.7 ( 95.7)1
177	5.0 - 9.0% of mass 176	5.4 ( 6.5)2

1-Value is % mass 174

2-Value is % mass 176

THIS CHECK APPLIES TO THE FOLLOWING SAMPLES, MS, MSD, BLANKS, AND STANDARDS:

	EPA SAMPLE NO.	LAB SAMPLE ID	LAB FILE ID	DATE ANALYZED	TIME ANALYZED
01	VSTD0501M	VSTD0501M	V1G7811	05/26/05	1049
02	VBLK1M	MB-18283	V1G7812	05/26/05	1132
03	B-840	D0603-01A	V1G7823	05/26/05	1847
04					
05					
06					
07					
08					
09					
10					
11					
12					
13					
14					
15					
16					
17					
18					
19					
20					
21					
22					

5A  
VOLATILE ORGANIC INSTRUMENT PERFORMANCE CHECK  
BROMOFLUOROBENZENE (BFB)

Lab Name: MITKEM CORPORATION Contract: \_\_\_\_\_  
 Lab Code: MITKEM Case No.: \_\_\_\_\_ SAS No.: \_\_\_\_\_ SDG No.: MD0603  
 Lab File ID: V1G7830 BFB Injection Date: 05/27/05  
 Instrument ID: V1 BFB Injection Time: 0949  
 GC Column: DB-624 ID: 0.25 (mm)

m/e	ION ABUNDANCE CRITERIA	% RELATIVE ABUNDANCE
50	8.0 - 40.0% of mass 95	15.9
75	30.0 - 66.0% of mass 95	40.2
95	Base Peak, 100% relative abundance	100.0
96	5.0 - 9.0% of mass 95	6.2
173	Less than 2.0% of mass 174	0.0 ( 0.0)1
174	50.0 - 120.0% of mass 95	85.3
175	4.0 - 9.0% of mass 174	6.5 ( 7.6)1
176	93.0 - 101.0% of mass 174	82.6 ( 96.7)1
177	5.0 - 9.0% of mass 176	5.2 ( 6.3)2

1-Value is % mass 174

2-Value is % mass 176

THIS CHECK APPLIES TO THE FOLLOWING SAMPLES, MS, MSD, BLANKS, AND STANDARDS:

	EPA SAMPLE NO.	LAB SAMPLE ID	LAB FILE ID	DATE ANALYZED	TIME ANALYZED
01	VSTD0501N	VSTD0501N	V1G7831	05/27/05	1013
02	VBLK1N	MB-18299	V1G7832	05/27/05	1050
03	V1NLCS	LCS-18299	V1G7833	05/27/05	1128
04	B-1130	D0603-02A	V1G7837	05/27/05	1345
05					
06					
07					
08					
09					
10					
11					
12					
13					
14					
15					
16					
17					
18					
19					
20					
21					
22					

5A  
VOLATILE ORGANIC INSTRUMENT PERFORMANCE CHECK  
BROMOFLUOROBENZENE (BFB)

Lab Name: MITKEM CORPORATION Contract: \_\_\_\_\_  
 Lab Code: MITKEM Case No.: \_\_\_\_\_ SAS No.: \_\_\_\_\_ SDG No.: MD0603  
 Lab File ID: V6D6360 BFB Injection Date: 06/01/05  
 Instrument ID: V6 BFB Injection Time: 0942  
 GC Column: DB-624 ID: 0.25 (mm)

m/e	ION ABUNDANCE CRITERIA	% RELATIVE ABUNDANCE
50	8.0 - 40.0% of mass 95	19.2
75	30.0 - 66.0% of mass 95	50.1
95	Base Peak, 100% relative abundance	100.0
96	5.0 - 9.0% of mass 95	7.3
173	Less than 2.0% of mass 174	0.8 ( 0.9)1
174	50.0 - 120.0% of mass 95	86.0
175	4.0 - 9.0% of mass 174	6.1 ( 7.0)1
176	93.0 - 101.0% of mass 174	81.5 ( 94.7)1
177	5.0 - 9.0% of mass 176	5.6 ( 6.9)2

1-Value is % mass 174

2-Value is % mass 176

THIS CHECK APPLIES TO THE FOLLOWING SAMPLES, MS, MSD, BLANKS, AND STANDARDS:

	EPA SAMPLE NO.	LAB SAMPLE ID	LAB FILE ID	DATE ANALYZED	TIME ANALYZED
01	VSTD0506Q	VSTD0506Q	V6D6361	06/01/05	1012
02	VSTD0106Q	VSTD0106Q	V6D6362	06/01/05	1039
03	VSTD2006Q	VSTD2006Q	V6D6363	06/01/05	1107
04	VSTD1006Q	VSTD1006Q	V6D6364	06/01/05	1134
05	VSTD0206Q	VSTD0206Q	V6D6365	06/01/05	1202
06					
07					
08					
09					
10					
11					
12					
13					
14					
15					
16					
17					
18					
19					
20					
21					
22					

5A  
VOLATILE ORGANIC INSTRUMENT PERFORMANCE CHECK  
BROMOFLUOROBENZENE (BFB)

Lab Name: MITKEM CORPORATION Contract: \_\_\_\_\_  
 Lab Code: MITKEM Case No.: \_\_\_\_\_ SAS No.: \_\_\_\_\_ SDG No.: MD0603  
 Lab File ID: V6D6390 BFB Injection Date: 06/02/05  
 Instrument ID: V6 BFB Injection Time: 0912  
 GC Column: DB-624 ID: 0.25 (mm)

m/e	ION ABUNDANCE CRITERIA	% RELATIVE ABUNDANCE
50	8.0 - 40.0% of mass 95	18.4
75	30.0 - 66.0% of mass 95	52.0
95	Base Peak, 100% relative abundance	100.0
96	5.0 - 9.0% of mass 95	6.8
173	Less than 2.0% of mass 174	0.5 ( 0.6)1
174	50.0 - 120.0% of mass 95	88.7
175	4.0 - 9.0% of mass 174	6.7 ( 7.6)1
176	93.0 - 101.0% of mass 174	84.9 ( 95.8)1
177	5.0 - 9.0% of mass 176	5.8 ( 6.8)2

1-Value is % mass 174                      2-Value is % mass 176

THIS CHECK APPLIES TO THE FOLLOWING SAMPLES, MS, MSD, BLANKS, AND STANDARDS:

	EPA SAMPLE NO.	LAB SAMPLE ID	LAB FILE ID	DATE ANALYZED	TIME ANALYZED
01	VSTD0506T	VSTD0506T	V6D6391	06/02/05	0937
02	VBLK6T	MB-18358	V6D6392	06/02/05	1035
03	VBLK6U	MB-18359	V6D6393	06/02/05	1102
04	V6ULCS	LCS-18359	V6D6395	06/02/05	1213
05	B-840DL	D0603-01ADL	V6D6397	06/02/05	1328
06	VHBLK6T	VHBLK6T	V6D6398	06/02/05	1409
07					
08					
09					
10					
11					
12					
13					
14					
15					
16					
17					
18					
19					
20					
21					
22					



8A  
VOLATILE INTERNAL STANDARD AREA AND RT SUMMARY

Lab Name: MITKEM CORPORATION

Contract: \_\_\_\_\_

Lab Code: MITKEM Case No.: \_\_\_\_\_

SAS No.: \_\_\_\_\_ SDG No.: MD0603

EPA Sample No. (VSTD050##): VSTD0501M

Date Analyzed: 05/26/05

Lab File ID (Standard): V1G7811

Time Analyzed: 1049

Instrument ID: V1

Heated Purge: (Y/N) Y

GC Column: DB-624 ID: 0.25 (mm)

	IS1 (BCM) AREA #	RT #	IS2 (DFB) AREA #	RT #	IS3 (CBZ) AREA #	RT #
=====	=====	=====	=====	=====	=====	=====
12 HOUR STD	249168	5.84	1326262	6.98	1064408	10.57
UPPER LIMIT	498336	6.34	2652524	7.48	2128816	11.07
LOWER LIMIT	124584	5.34	663131	6.48	532204	10.07
=====	=====	=====	=====	=====	=====	=====
EPA SAMPLE						
=====	=====	=====	=====	=====	=====	=====
01 VBLK1M	234312	5.83	1224958	6.98	1019983	10.57
02 B-840	151623	5.83	864834	6.98	758912	10.58
03						
04						
05						
06						
07						
08						
09						
10						
11						
12						
13						
14						
15						
16						
17						
18						
19						
20						
21						
22						

IS1 (BCM) = Bromochloromethane  
IS2 (DFB) = 1,4-Difluorobenzene  
IS3 (CBZ) = Chlorobenzene-d5

AREA UPPER LIMIT = +100% of internal standard area  
AREA LOWER LIMIT = - 50% of internal standard area  
RT UPPER LIMIT = + 0.50 minutes of internal standard RT  
RT LOWER LIMIT = - 0.50 minutes of internal standard RT

# Column used to flag values outside QC limits with an asterisk.  
\* Values outside of QC limits

8A  
VOLATILE INTERNAL STANDARD AREA AND RT SUMMARY

Lab Name: MITKEM CORPORATION Contract: \_\_\_\_\_  
 Lab Code: MITKEM Case No.: \_\_\_\_\_ SAS No.: \_\_\_\_\_ SDG No.: MD0603  
 EPA Sample No. (VSTD050##): VSTD0501N Date Analyzed: 05/27/05  
 Lab File ID (Standard): V1G7831 Time Analyzed: 1013  
 Instrument ID: V1 Heated Purge: (Y/N) Y  
 GC Column: DB-624 ID: 0.25 (mm)

	IS1 (BCM) AREA #	RT #	IS2 (DFB) AREA #	RT #	IS3 (CBZ) AREA #	RT #
=====	=====	=====	=====	=====	=====	=====
12 HOUR STD	247586	5.83	1269418	6.97	1007154	10.57
UPPER LIMIT	495172	6.33	2538836	7.47	2014308	11.07
LOWER LIMIT	123793	5.33	634709	6.47	503577	10.07
=====	=====	=====	=====	=====	=====	=====
EPA SAMPLE						
=====	=====	=====	=====	=====	=====	=====
01 VBLK1N	240792	5.82	1257485	6.96	1025303	10.57
02 VINLCS	258667	5.82	1326700	6.96	1069262	10.57
03 B-1130	145100	5.83	803675	6.97	673578	10.57
04						
05						
06						
07						
08						
09						
10						
11						
12						
13						
14						
15						
16						
17						
18						
19						
20						
21						
22						

IS1 (BCM) = Bromochloromethane  
 IS2 (DFB) = 1,4-Difluorobenzene  
 IS3 (CBZ) = Chlorobenzene-d5

AREA UPPER LIMIT = +100% of internal standard area  
 AREA LOWER LIMIT = - 50% of internal standard area  
 RT UPPER LIMIT = + 0.50 minutes of internal standard RT  
 RT LOWER LIMIT = - 0.50 minutes of internal standard RT

# Column used to flag values outside QC limits with an asterisk.  
 \* Values outside of QC limits

8A  
VOLATILE INTERNAL STANDARD AREA AND RT SUMMARY

Lab Name: MITKEM CORPORATION

Contract: \_\_\_\_\_

Lab Code: MITKEM Case No.: \_\_\_\_\_

SAS No.: \_\_\_\_\_ SDG No.: MD0603

EPA Sample No. (VSTD050##): VSTD0506T

Date Analyzed: 06/02/05

Lab File ID (Standard): V6D6391

Time Analyzed: 0937

Instrument ID: V6

Heated Purge: (Y/N) N

GC Column: DB-624 ID: 0.25 (mm)

	IS1 (BCM)		IS2 (DFB)		IS3 (CBZ)	
	AREA #	RT #	AREA #	RT #	AREA #	RT #
=====	=====	=====	=====	=====	=====	=====
12 HOUR STD	362447	4.69	1685950	5.80	1624290	9.31
UPPER LIMIT	724894	5.19	3371900	6.30	3248580	9.81
LOWER LIMIT	181224	4.19	842975	5.30	812145	8.81
=====	=====	=====	=====	=====	=====	=====
EPA SAMPLE						
=====	=====	=====	=====	=====	=====	=====
01 VBLK6T	299792	4.70	1323413	5.79	1270109	9.30
02 VBLK6U	287468	4.70	1215398	5.80	1215687	9.31
03 V6ULCS	330637	4.70	1554567	5.80	1480944	9.31
04 B-840DL	330812	4.70	1472898	5.79	1596348	9.31
05 VHBLK6T	332873	4.70	1585784	5.79	1493143	9.31
06						
07						
08						
09						
10						
11						
12						
13						
14						
15						
16						
17						
18						
19						
20						
21						
22						

IS1 (BCM) = Bromochloromethane  
IS2 (DFB) = 1,4-Difluorobenzene  
IS3 (CBZ) = Chlorobenzene-d5

AREA UPPER LIMIT = +100% of internal standard area  
AREA LOWER LIMIT = - 50% of internal standard area  
RT UPPER LIMIT = + 0.50 minutes of internal standard RT  
RT LOWER LIMIT = - 0.50 minutes of internal standard RT

# Column used to flag values outside QC limits with an asterisk.  
\* Values outside of QC limits

1A  
VOLATILE ORGANICS ANALYSIS DATA SHEET

EPA SAMPLE NO.

B-1130

Lab Name: MITKEM CORPORATION Contract: \_\_\_\_\_

Lab Code: MITKEM Case No.: \_\_\_\_\_ SAS No.: \_\_\_\_\_ SDG No.: MD0603

Matrix: (soil/water) SOIL Lab Sample ID: D0603-02A

Sample wt/vol: 6.2(g/mL) G Lab File ID: V1G7837

Level: (low/med) LOW Date Received: 05/25/05

% Moisture: not dec. 24 Date Analyzed: 05/27/05

GC Column: DB-624 ID: 0.25 (mm) Dilution Factor: 1.0

Soil Extract Volume: \_\_\_\_\_ (mL) Soil Aliquot Volume: \_\_\_\_\_ (uL)

CONCENTRATION UNITS:  
(ug/L or ug/Kg) UG/KG Q

CAS NO.	COMPOUND		
75-71-8	Dichlorodifluoromethane	11	U
74-87-3	Chloromethane	11	U
75-01-4	Vinyl Chloride	11	U
74-83-9	Bromomethane	11	U
75-00-3	Chloroethane	11	U
75-69-4	Trichlorofluoromethane	11	U
75-35-4	1,1-Dichloroethene	11	U
76-13-1	1,1,2-Trichloro-1,2,2-trifluoroethane	11	U
67-64-1	Acetone	79	
75-15-0	Carbon Disulfide	11	U
79-20-9	Methyl Acetate	11	U
75-09-2	Methylene Chloride	11	U
156-60-5	trans-1,2-Dichloroethene	11	U
1634-04-4	Methyl tert-Butyl Ether	11	U
75-34-3	1,1-Dichloroethane	11	U
156-59-2	cis-1,2-Dichloroethene	2	J
78-93-3	2-Butanone	24	
67-66-3	Chloroform	11	U
71-55-6	1,1,1-Trichloroethane	11	U
110-82-7	Cyclohexane	11	U
56-23-5	Carbon Tetrachloride	11	U
71-43-2	Benzene	11	U
107-06-2	1,2-Dichloroethane	11	U

1B  
VOLATILE ORGANICS ANALYSIS DATA SHEET

EPA SAMPLE NO.

B-1130

Lab Name: MITKEM CORPORATION Contract: \_\_\_\_\_

Lab Code: MITKEM Case No.: \_\_\_\_\_ SAS No.: \_\_\_\_\_ SDG No.: MD0603

Matrix: (soil/water) SOIL Lab Sample ID: D0603-02A

Sample wt/vol: 6.2(g/mL) G Lab File ID: V1G7837

Level: (low/med) LOW Date Received: 05/25/05

% Moisture: not dec. 24 Date Analyzed: 05/27/05

GC Column: DB-624 ID: 0.25 (mm) Dilution Factor: 1.0

Soil Extract Volume: \_\_\_\_\_ (mL) Soil Aliquot Volume: \_\_\_\_\_ (uL)

CONCENTRATION UNITS:  
(ug/L or ug/Kg) UG/KG Q

CAS NO.	COMPOUND		
79-01-6	Trichloroethene	1	J
108-87-2	Methylcyclohexane	11	U
78-87-5	1,2-Dichloropropane	11	U
75-27-4	Bromodichloromethane	11	U
10061-01-5	cis-1,3-Dichloropropene	11	U
108-10-1	4-Methyl-2-Pentanone	11	U
108-88-3	Toluene	11	U
10061-02-6	trans-1,3-Dichloropropene	11	U
79-00-5	1,1,2-Trichloroethane	11	U
127-18-4	Tetrachloroethene	9	JB
591-78-6	2-Hexanone	11	U
124-48-1	Dibromochloromethane	11	U
106-93-4	1,2-Dibromoethane	11	U
108-90-7	Chlorobenzene	11	U
100-41-4	Ethylbenzene	11	U
1330-20-7	Xylene (Total)	11	U
100-42-5	Styrene	11	U
75-25-2	Bromoform	11	U
98-82-8	Isopropylbenzene	11	U
79-34-5	1,1,2,2-Tetrachloroethane	11	U
541-73-1	1,3-Dichlorobenzene	11	U
106-46-7	1,4-Dichlorobenzene	11	U
95-50-1	1,2-Dichlorobenzene	11	U
96-12-8	1,2-Dibromo-3-chloropropane	11	U
120-82-1	1,2,4-Trichlorobenzene	11	U

1F  
VOLATILE ORGANICS ANALYSIS DATA SHEET  
TENTATIVELY IDENTIFIED COMPOUNDS

EPA SAMPLE NO.

B-1130

Lab Name: MITKEM CORPORATION Contract: \_\_\_\_\_

Lab Code: MITKEM Case No.: \_\_\_\_\_ SAS No.: \_\_\_\_\_ SDG No.: MD0603

Matrix: (soil/water) SOIL Lab Sample ID: D0603-02A

Sample wt/vol: 6.2 (g/mL) G Lab File ID: V1G7837

Level: (low/med) LOW Date Received: 05/25/05

% Moisture: not dec. 24 Date Analyzed: 05/27/05

GC Column: DB-624 ID: 0.25 (mm) Dilution Factor: 1.0

Soil Extract Volume: \_\_\_\_\_ (mL) Soil Aliquot Volume: \_\_\_\_\_ (uL)

Number TICs found: 0

CONCENTRATION UNITS:  
(ug/L or ug/Kg) ug/Kg

CAS NUMBER	COMPOUND NAME	RT	EST. CONC.	Q
=====	=====	=====	=====	=====
1.				
2.				
3.				
4.				
5.				
6.				
7.				
8.				
9.				
10.				
11.				
12.				
13.				
14.				
15.				
16.				
17.				
18.				
19.				
20.				
21.				
22.				
23.				
24.				
25.				
26.				
27.				
28.				
29.				
30.				

Data File: \\AVOGADRO\ORGANICS\organic\voa\1.i\050527.B\167837.D

Date : 27-MAY-2005 13:45

Client ID: B-1130


Sample Info: ,D0603-02A,,18299,

Column phase: DB-624

Instrument: V1.i

Operator: LG/YD

Column diameter: 0.25



Data File: \\AVOGADRO\ORGANICS\organic\voa\V1.i\050527.B\V1G7837.D  
Report Date: 18-Jun-2005 09:26

Mitkem Corporation

CLP OLM 3/4.X / ASP 95-1 Low Soil - Heated Purge  
Data file : \\AVOGADRO\ORGANICS\organic\voa\V1.i\050527.B\V1G7837.D  
Lab Smp Id: D0603-02A Client Smp ID: B-1130  
Inj Date : 27-MAY-2005 13:45  
Operator : LG/YD Inst ID: V1.i  
Smp Info : ,D0603-02A,,18299,  
Misc Info :  
Comment :  
Method : \\AVOGADRO\ORGANICS\organic\voa\V1.i\050527.B\v1clp4h.m  
Meth Date : 18-Jun-2005 09:19 mtl Quant Type: ISTD  
Cal Date : 27-MAY-2005 10:13 Cal File: V1G7831.D ✓  
Als bottle: 7  
Dil Factor: 1.00000  
Integrator: HP RTE Compound Sublist: CLP4.sub  
Target Version: 4.03  
Processing Host: TARGET5

Concentration Formula: Amt \* DF \* Uf \* 5/(Ws \* (100 - M)/100)

Name	Value	Description
DF	1.000	Dilution Factor
Uf	1.000	ng unit correction factor
Ws	6.200	Weight of sample (g) ✓
M	24.000	% Moisture (not decanted)

Compounds	QUANT SIG	MASS	RT	EXP RT	REL RT	RESPONSE	CONCENTRATIONS	
							ON-COLUMN ( ug/L)	FINAL (ug/Kg)
9 Acetone	43	3.689	3.689	(0.632)	154326	74.5445	79	
16 2-Butanone	43	5.574	5.574	(0.955)	68281	22.3446	24	
17 cis-1,2-Dichloroethene	96	5.574	5.574	(0.955)	7631	1.71533	2 (a)	
* 18 Bromochloromethane	128	5.834	5.834	(1.000)	145100	50.0000		
\$ 23 1,2-Dichloroethane-d4	65	6.466	6.466	(1.108)	216184	56.5981	60	
* 26 1,4-Difluorobenzene	114	6.975	6.975	(1.000)	803675	50.0000		
27 Trichloroethene	130	7.285	7.285	(1.044)	5457	1.23724	1 (aQ)	
\$ 33 Toluene-d8	98	8.736	8.736	(0.826)	808856	50.7983	54	
37 Tetrachloroethene	164	9.530	9.530	(0.901)	27743	8.36958	9 (a)	
* 42 Chlorobenzene-d5	117	10.571	10.571	(1.000)	673578	50.0000		
\$ 50 Bromofluorobenzene	95	12.022	12.022	(1.137)	292195	49.2414	52	

an  
6/18/05

KL



Data File: \\AVOGADRO\ORGANICS\organic\voa\V1.i\050527.B\V1G7837.D  
Report Date: 18-Jun-2005 09:26

#### QC Flag Legend

- a - Target compound detected but, quantitated amount  
Below Limit Of Quantitation(BLOQ).
- Q - Qualifier signal failed the ratio test.

Data File: \\AVOGADRO\ORGANICS\organic\voa\V1.i\050527.B\V1G7837.D  
Report Date: 18-Jun-2005 09:26

Mitkem Corporation

CLP OLM 3/4.X / ASP 95-1 Low Soil - Heated Purge  
Data file : \\AVOGADRO\ORGANICS\organic\voa\V1.i\050527.B\V1G7837.D  
Lab Smp Id: D0603-02A Client Smp ID: B-1130  
Inj Date : 27-MAY-2005 13:45  
Operator : LG/YD Inst ID: V1.i  
Smp Info : ,D0603-02A,,18299,  
Misc Info :  
Comment :  
Method : \\AVOGADRO\ORGANICS\organic\voa\V1.i\050527.B\v1clp4h.m  
Meth Date : 18-Jun-2005 09:19 mtl Quant Type: ISTD  
Cal Date : 27-MAY-2005 10:13 Cal File: V1G7831.D  
Als bottle: 7  
Dil Factor: 1.00000  
Integrator: HP RTE Compound Sublist: CLP4.sub  
Target Version: 4.03  
Processing Host: TARGET5

- NO TENTATIVELY IDENTIFIED COMPOUNDS -

Data File: \\AVOGADRO\ORGANICS\organic\woa\V1.i\050527.B\V1G7837.D

Date : 27-MAY-2005 13:45

Client ID: B-1130

Instrument: V1.i

Sample Info: ,D0603-02A,,18299,

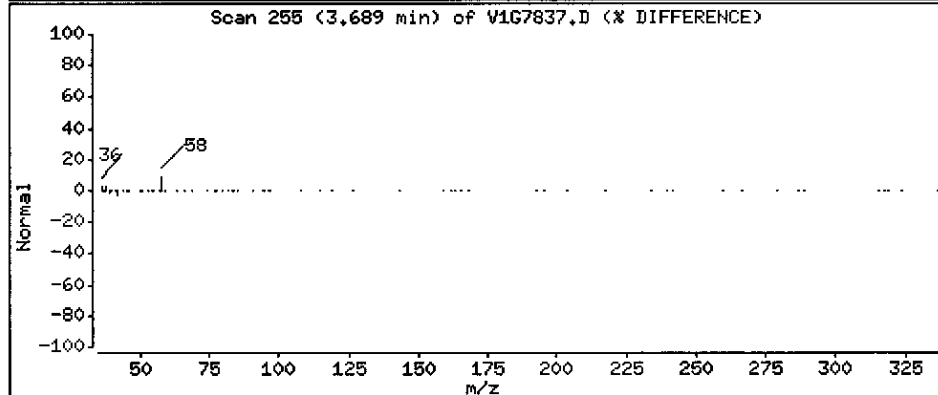
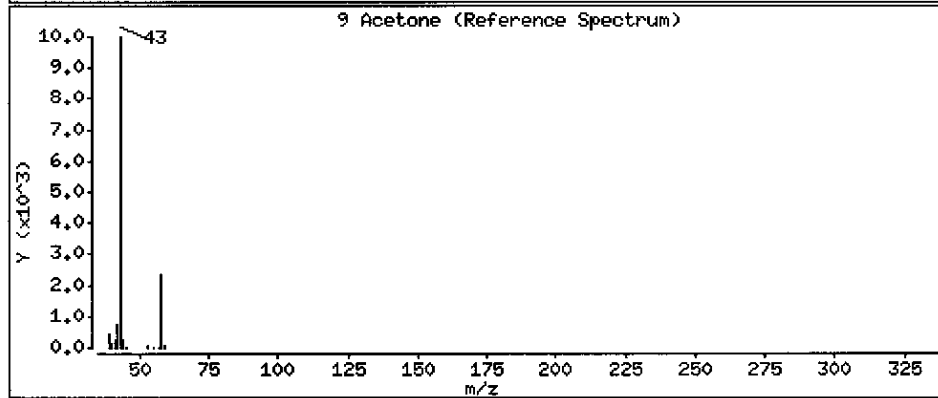
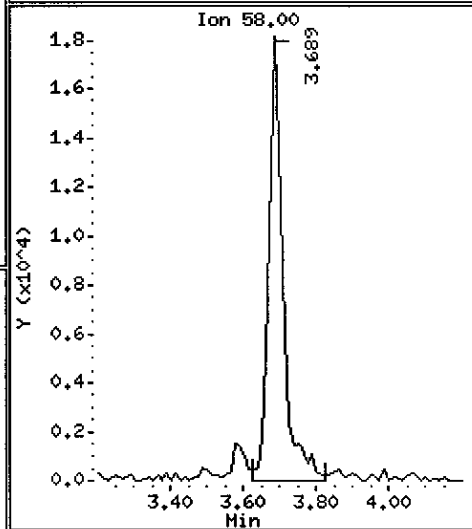
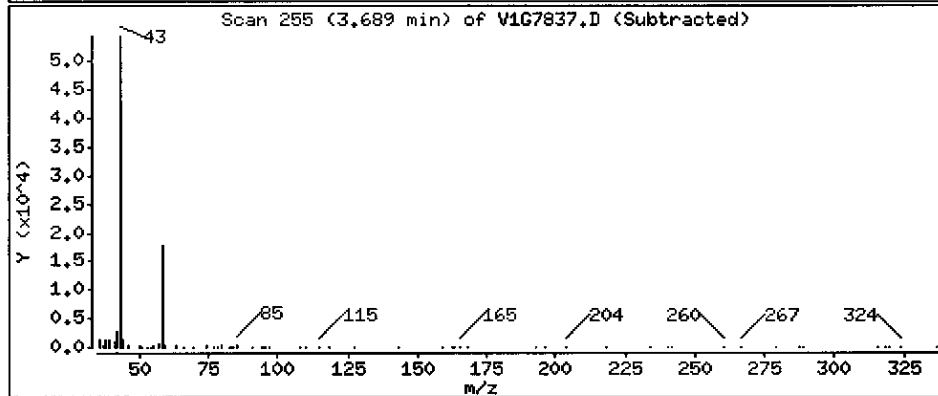
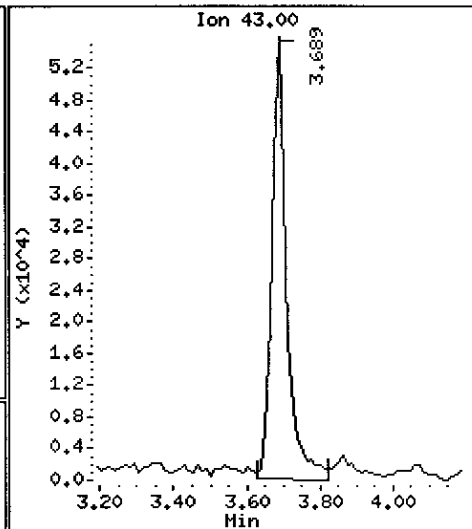
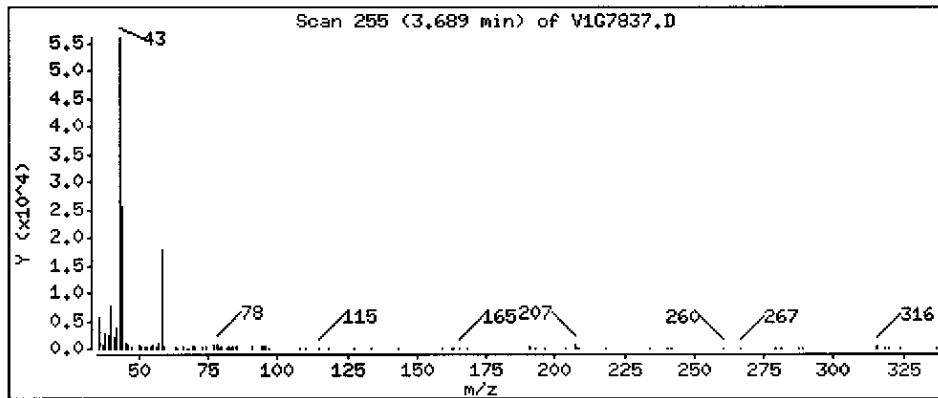
Operator: LG/YD

Column phase: DB-624

Column diameter: 0.25

9 Acetone

Concentration: 79 ug/Kg



Data File: \\AVOGADRO\ORGANICS\organic\voa\V1.i\050527.B\V1G7837.D

Date : 27-MAY-2005 13:45

Client ID: B-1130

Instrument: V1.i

Sample Info: D0603-02A,,18299,

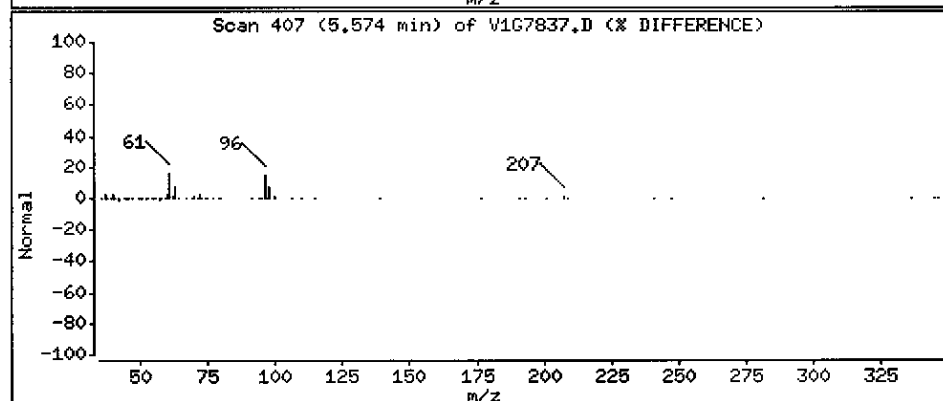
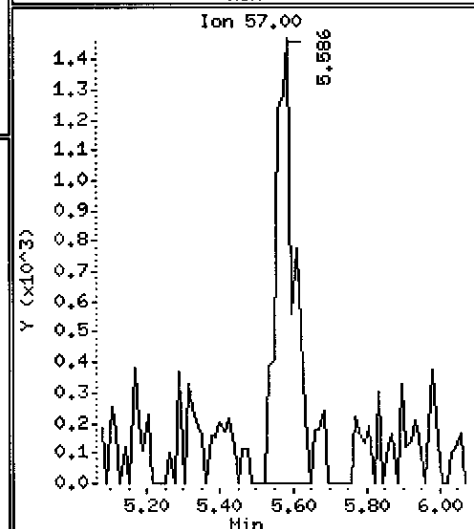
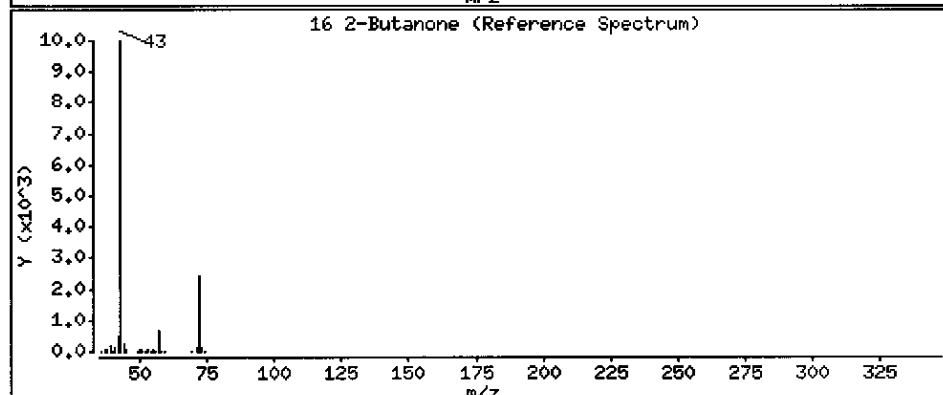
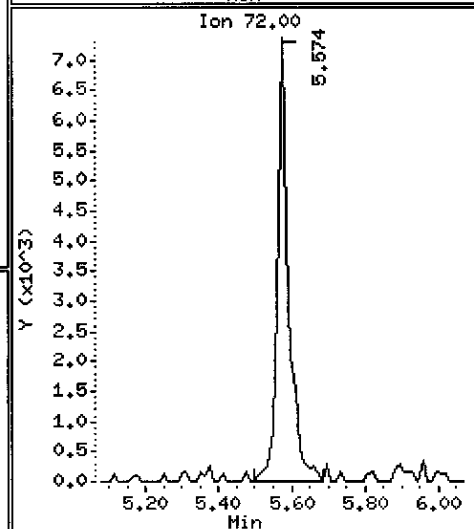
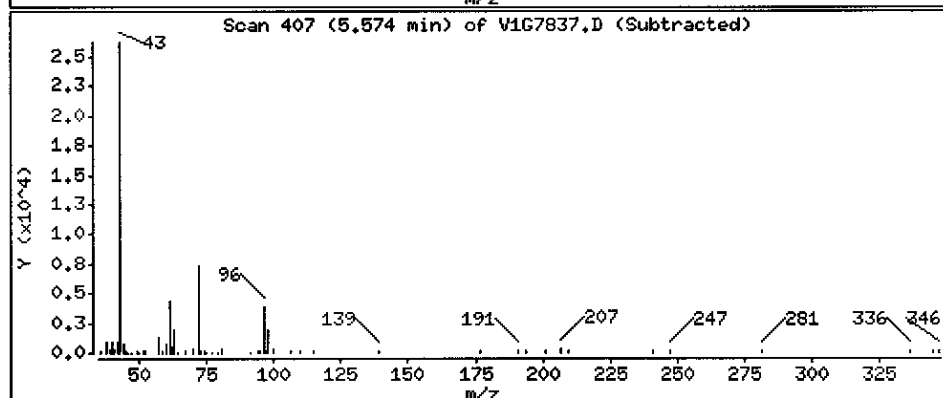
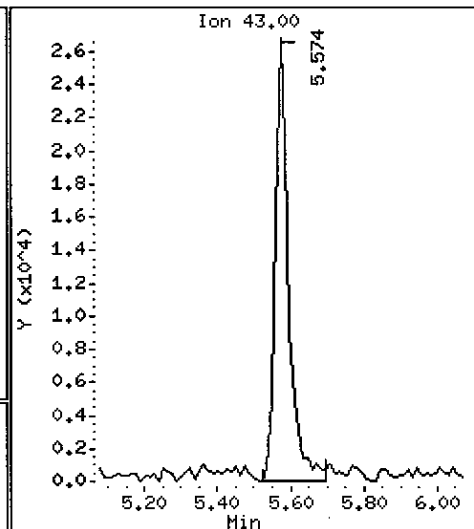
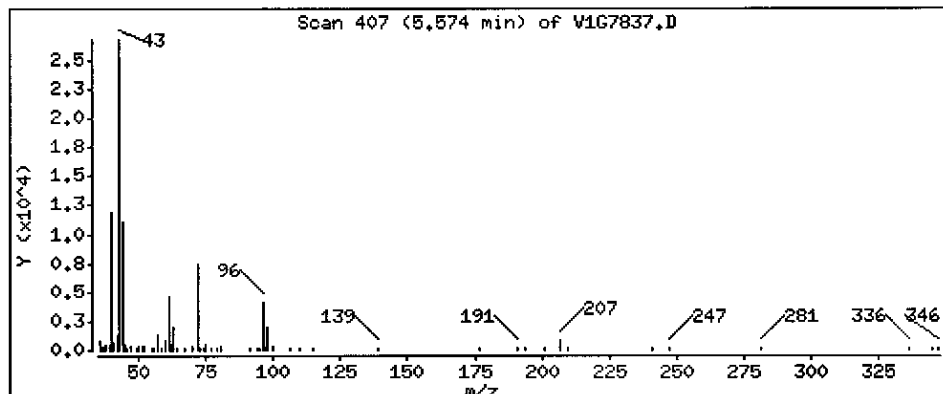
Operator: LG/YD

Column phase: DB-624

Column diameter: 0.25

16 2-Butanone

Concentration: 24 ug/Kg



Data File: \\AVOGADRO\ORGANICS\organic\voa\V1.i\050527.B\V1G7837.D

Date : 27-MAY-2005 13:45

Client ID: B-1130

Instrument: V1.i

Sample Info: D0603-02A,,18299,

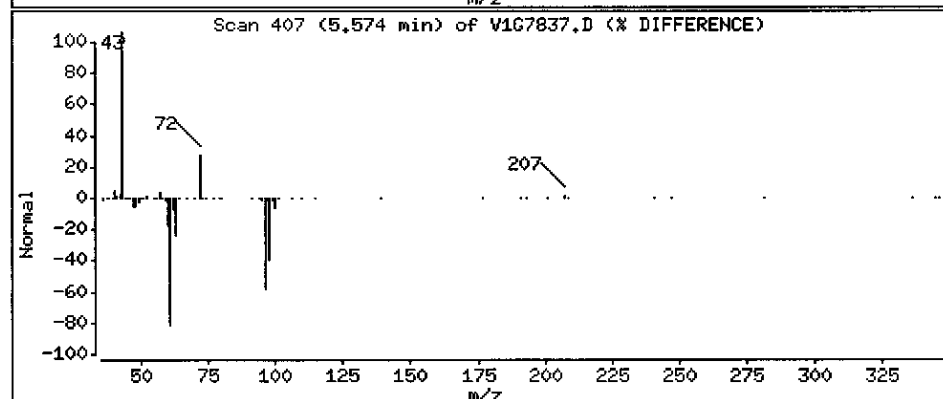
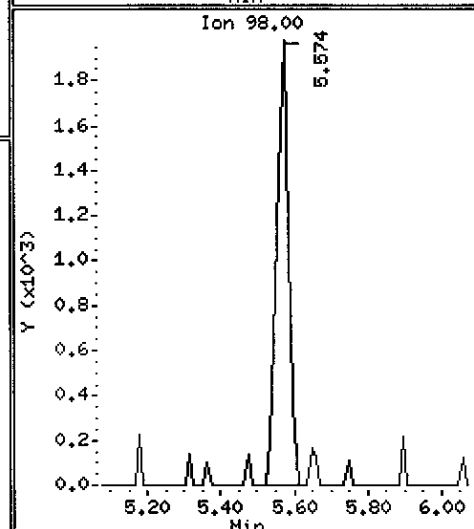
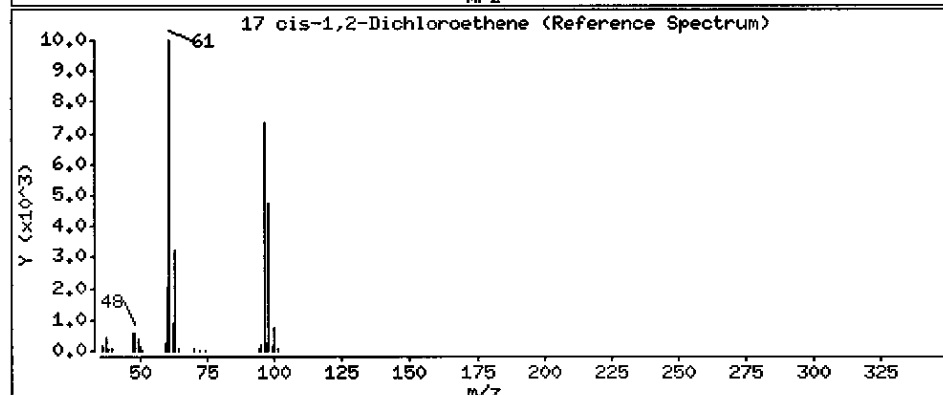
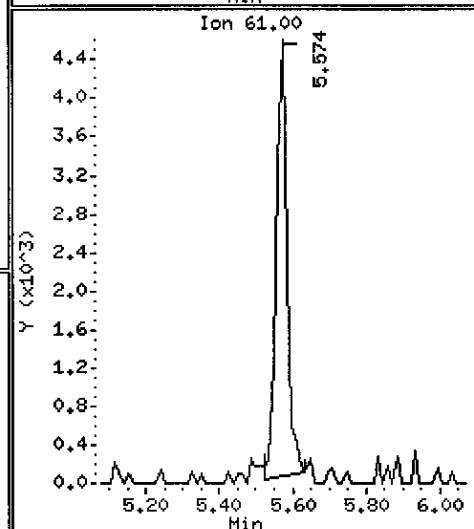
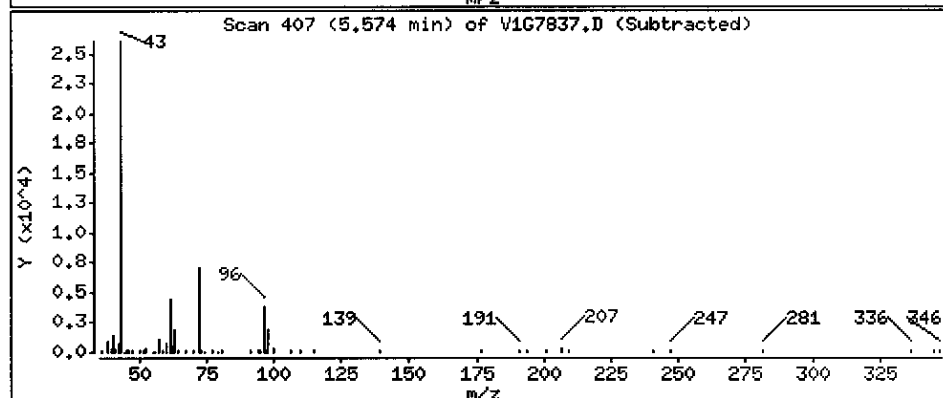
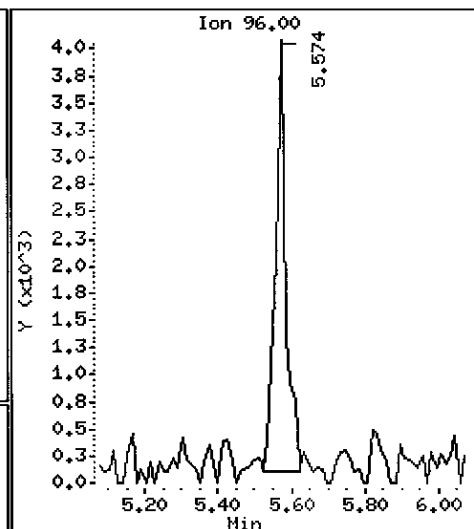
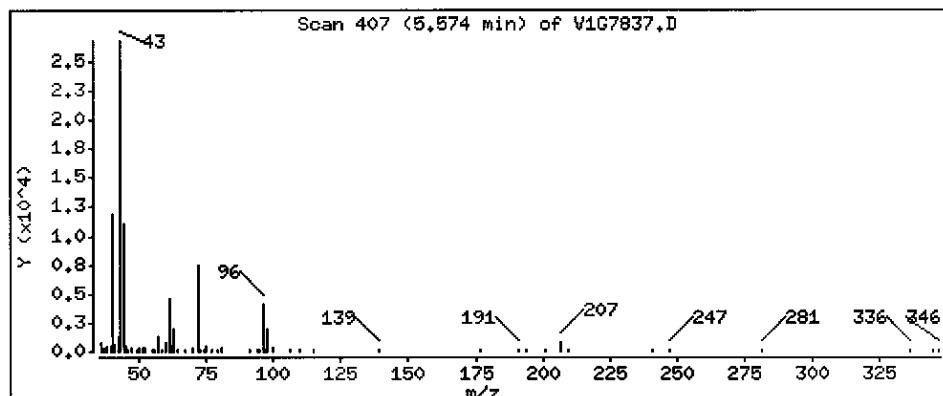
Operator: LG/YD

Column phase: DB-624

Column diameter: 0.25

17 cis-1,2-Dichloroethene

Concentration: 2 ug/Kg



Data File: \\AVOCADRO\ORGANICS\organic\voa\V1.i\050527.B\V1G7837.D

Date : 27-MAY-2005 13:45

Client ID: B-1130

Instrument: V1.i

Sample Info: ,D0603-02A,,18299,

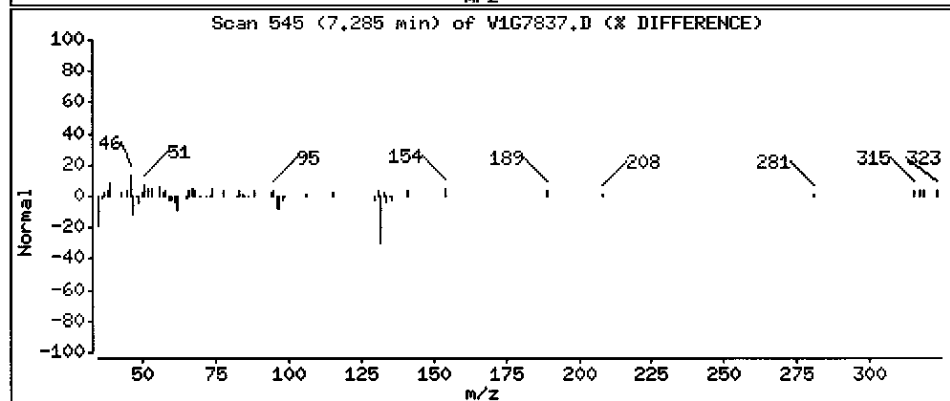
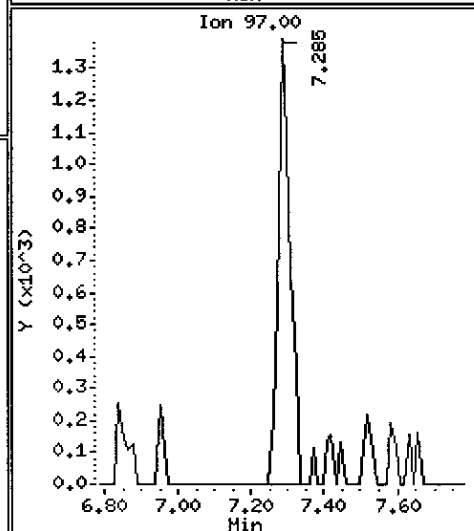
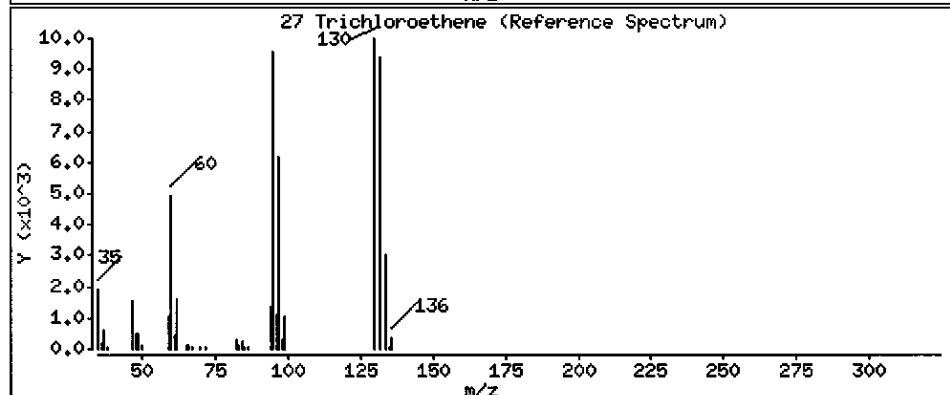
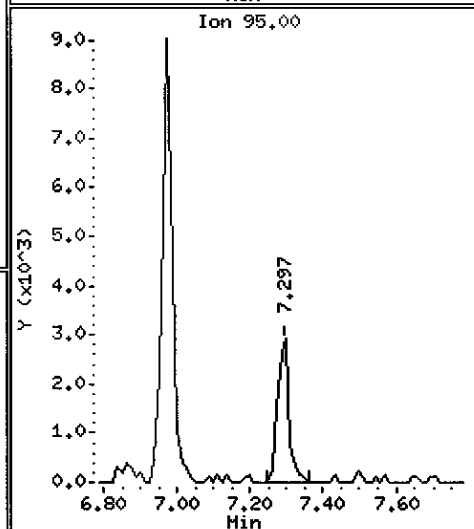
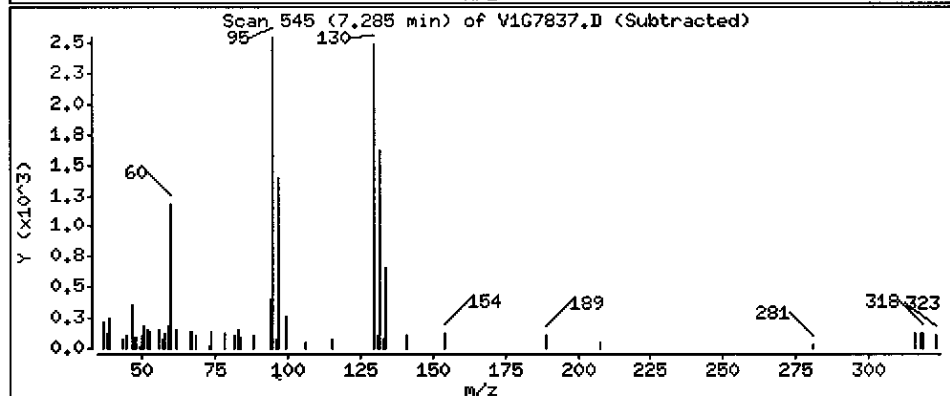
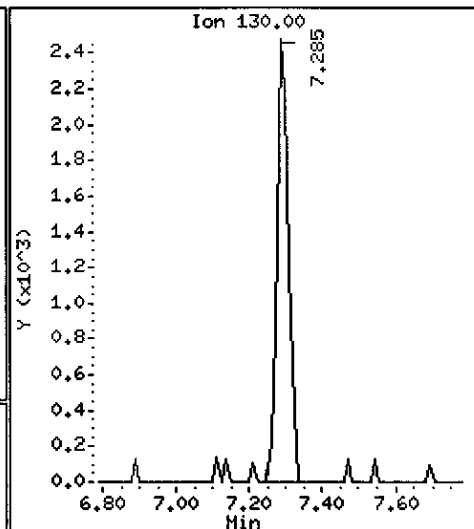
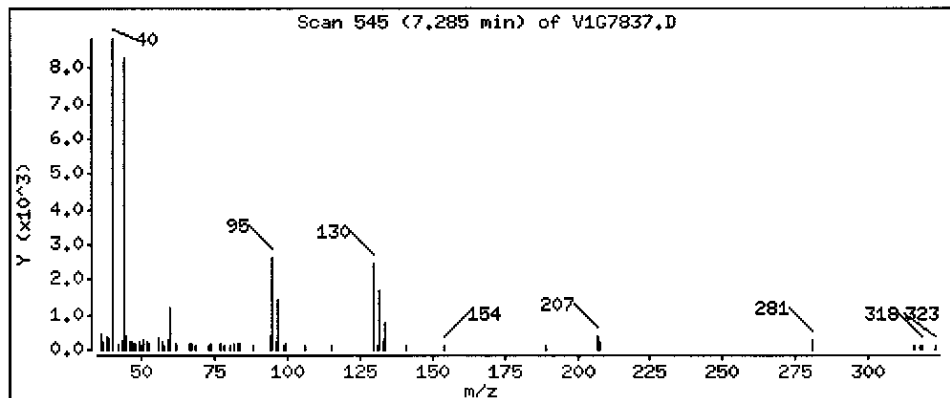
Operator: LG/YD

Column phase: DB-624

Column diameter: 0.25

27 Trichloroethene

Concentration: 1 ug/Kg



Data File: \\AVOGADRO\ORGANICS\organic\voa\V1.i\050527.B\V1G7837.D

Date : 27-MAY-2005 13:45

Client ID: B-1130

Instrument: V1.i

Sample Info: ,D0603-02A,,18299,

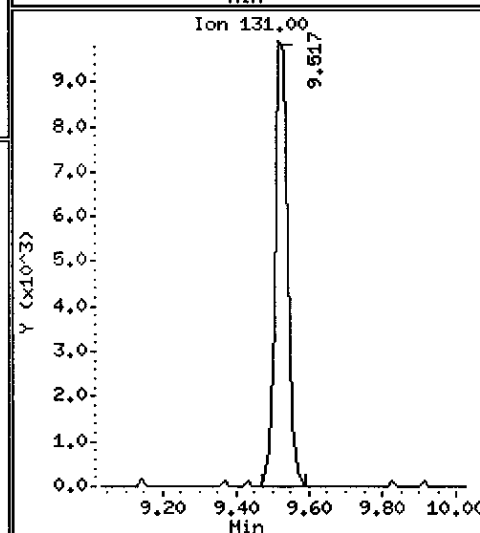
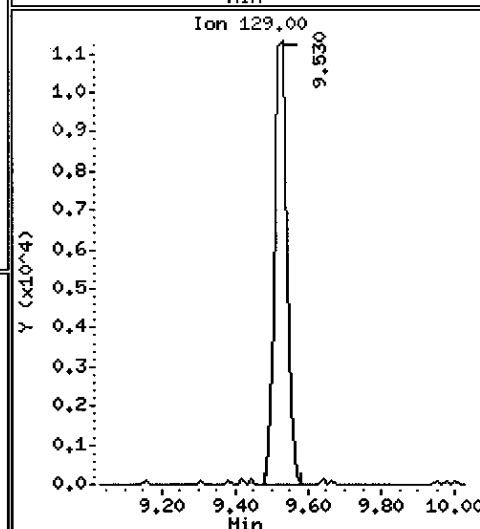
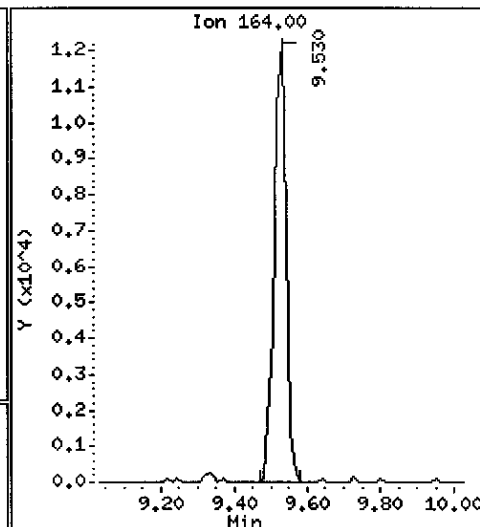
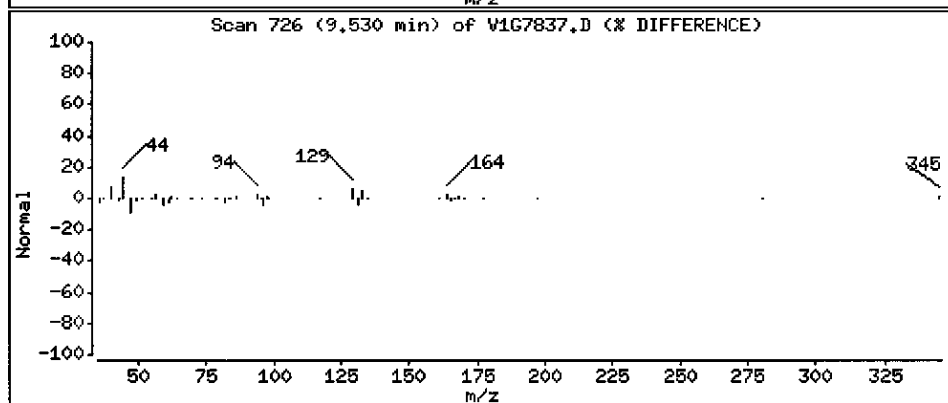
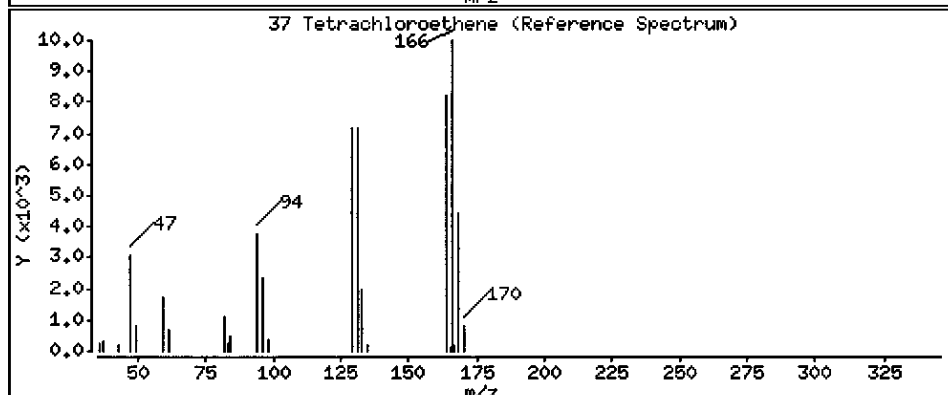
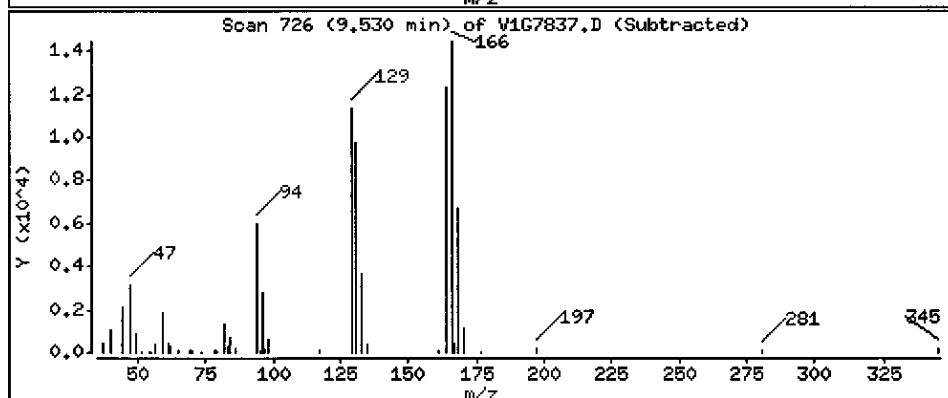
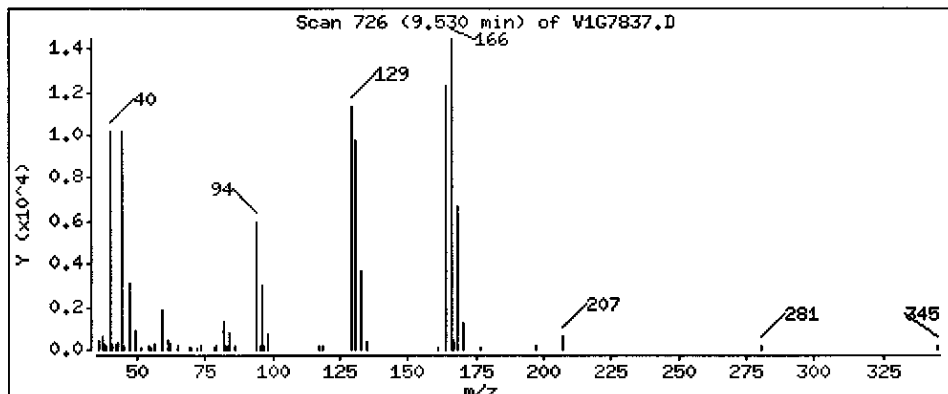
Operator: LG/YD

Column phase: DB-624

Column diameter: 0.25

37 Tetrachloroethene

Concentration: 9 ug/Kg



1A  
VOLATILE ORGANICS ANALYSIS DATA SHEET

EPA SAMPLE NO.

B-840

Lab Name: MITKEM CORPORATION Contract: \_\_\_\_\_

Lab Code: MITKEM Case No.: \_\_\_\_\_ SAS No.: \_\_\_\_\_ SDG No.: MD0603

Matrix: (soil/water) SOIL Lab Sample ID: D0603-01A

Sample wt/vol: 5.1(g/mL) G Lab File ID: V1G7823

Level: (low/med) LOW Date Received: 05/25/05

% Moisture: not dec. 32 Date Analyzed: 05/26/05

GC Column: DB-624 ID: 0.25 (mm) Dilution Factor: 1.0

Soil Extract Volume: \_\_\_\_\_ (mL) Soil Aliquot Volume: \_\_\_\_\_ (uL)

CONCENTRATION UNITS:  
(ug/L or ug/Kg) UG/KG Q

CAS NO.	COMPOUND		
75-71-8	Dichlorodifluoromethane	14	U
74-87-3	Chloromethane	14	U
75-01-4	Vinyl Chloride	320	E
74-83-9	Bromomethane	14	U
75-00-3	Chloroethane	14	U
75-69-4	Trichlorofluoromethane	14	U
75-35-4	1,1-Dichloroethene	18	
76-13-1	1,1,2-Trichloro-1,2,2-trifluoroethane	14	U
67-64-1	Acetone	20	
75-15-0	Carbon Disulfide	14	J
79-20-9	Methyl Acetate	14	U
75-09-2	Methylene Chloride	14	U
156-60-5	trans-1,2-Dichloroethene	74	
1634-04-4	Methyl tert-Butyl Ether	14	U
75-34-3	1,1-Dichloroethane	2	J
156-59-2	cis-1,2-Dichloroethene	4300	E
78-93-3	2-Butanone	14	U
67-66-3	Chloroform	14	U
71-55-6	1,1,1-Trichloroethane	14	U
110-82-7	Cyclohexane	2	J
56-23-5	Carbon Tetrachloride	14	U
71-43-2	Benzene	14	U
107-06-2	1,2-Dichloroethane	14	U



1B  
VOLATILE ORGANICS ANALYSIS DATA SHEET

EPA SAMPLE NO.

B-840

Lab Name: MITKEM CORPORATION Contract: \_\_\_\_\_

Lab Code: MITKEM Case No.: \_\_\_\_\_ SAS No.: \_\_\_\_\_ SDG No.: MD0603

Matrix: (soil/water) SOIL Lab Sample ID: D0603-01A

Sample wt/vol: 5.1(g/mL) G Lab File ID: V1G7823

Level: (low/med) LOW Date Received: 05/25/05

% Moisture: not dec. 32 Date Analyzed: 05/26/05

GC Column: DB-624 ID: 0.25 (mm) Dilution Factor: 1.0

Soil Extract Volume: \_\_\_\_\_ (mL) Soil Aliquot Volume: \_\_\_\_\_ (uL)

CONCENTRATION UNITS:  
(ug/L or ug/Kg) UG/KG Q

CAS NO.	COMPOUND		
79-01-6	Trichloroethene	2200	E
108-87-2	Methylcyclohexane	4	J
78-87-5	1,2-Dichloropropane	14	U
75-27-4	Bromodichloromethane	14	U
10061-01-5	cis-1,3-Dichloropropene	14	U
108-10-1	4-Methyl-2-Pentanone	14	U
108-88-3	Toluene	15	
10061-02-6	trans-1,3-Dichloropropene	14	U
79-00-5	1,1,2-Trichloroethane	14	U
127-18-4	Tetrachloroethene	12000	E
591-78-6	2-Hexanone	14	U
124-48-1	Dibromochloromethane	14	U
106-93-4	1,2-Dibromoethane	14	U
108-90-7	Chlorobenzene	2	J
100-41-4	Ethylbenzene	4	J
1330-20-7	Xylene (Total)	36	
100-42-5	Styrene	14	U
75-25-2	Bromoform	14	U
98-82-8	Isopropylbenzene	3	J
79-34-5	1,1,2,2-Tetrachloroethane	14	U
541-73-1	1,3-Dichlorobenzene	14	U
106-46-7	1,4-Dichlorobenzene	14	U
95-50-1	1,2-Dichlorobenzene	14	U
96-12-8	1,2-Dibromo-3-chloropropane	14	U
120-82-1	1,2,4-Trichlorobenzene	14	U

1F  
VOLATILE ORGANICS ANALYSIS DATA SHEET  
TENTATIVELY IDENTIFIED COMPOUNDS

EPA SAMPLE NO.

B-840

Lab Name: MITKEM CORPORATION Contract: \_\_\_\_\_

Lab Code: MITKEM Case No.: \_\_\_\_\_ SAS No.: \_\_\_\_\_ SDG No.: MD0603

Matrix: (soil/water) SOIL Lab Sample ID: D0603-01A

Sample wt/vol: 5.1 (g/mL) G Lab File ID: V1G7823

Level: (low/med) LOW Date Received: 05/25/05

% Moisture: not dec. 32 Date Analyzed: 05/26/05

GC Column: DB-624 ID: 0.25 (mm) Dilution Factor: 1.0

Soil Extract Volume: \_\_\_\_\_ (mL) Soil Aliquot Volume: \_\_\_\_\_ (uL)

Number TICs found: 30

CONCENTRATION UNITS:  
(ug/L or ug/Kg) ug/Kg

CAS NUMBER	COMPOUND NAME	RT	EST. CONC.	Q
1.	UNKNOWN	10.29	440	J
2.	STRAIGHT-CHAIN ALKANE	10.96	870	J
3.	UNKNOWN	11.34	930	J
4.	UNKNOWN	11.45	210	J
5.	UNKNOWN	11.58	610	J
6.	UNKNOWN	11.63	330	J
7.	CYCLIC ALKANE	11.71	1400	J
8.	UNKNOWN	11.94	540	J
9.	UNKNOWN	12.12	310	J
10.	UNKNOWN	12.17	470	J
11.	UNKNOWN	12.25	910	J
12.	CYCLIC ALKANE	12.42	450	J
13.	UNKNOWN	12.48	530	J
14.	UNKNOWN	12.54	860	J
15.	STRAIGHT-CHAIN ALKANE	12.58	1800	J
16.	UNKNOWN	12.69	300	J
17.	UNKNOWN	12.74	240	J
18.	UNKNOWN	12.89	270	J
19.	BRANCHED ALKANE	12.93	640	J
20.	UNKNOWN	13.03	750	J
21.	UNKNOWN	13.18	740	J
22.	CYCLIC ALKANE	13.28	780	J
23.	UNKNOWN	13.40	310	J
24.	UNKNOWN	13.45	230	J
25.	UNKNOWN	13.49	320	J
26.	UNKNOWN	13.59	310	J
27. 493-02-7	NAPHTHALENE, DECAHYDRO-, TRA	13.82	480	NJ
28.	STRAIGHT-CHAIN ALKANE	13.94	470	J
29.	UNKNOWN	14.02	250	J
30.	UNKNOWN	14.14	240	J

Data File: \\AVOGADRO\ORGANICS\organic\voa\1.i\050526.B\167823.D

Date : 26-MAY-2005 18:47

Client ID: B-840

Sample Info: ,D0603-01A,,18283,

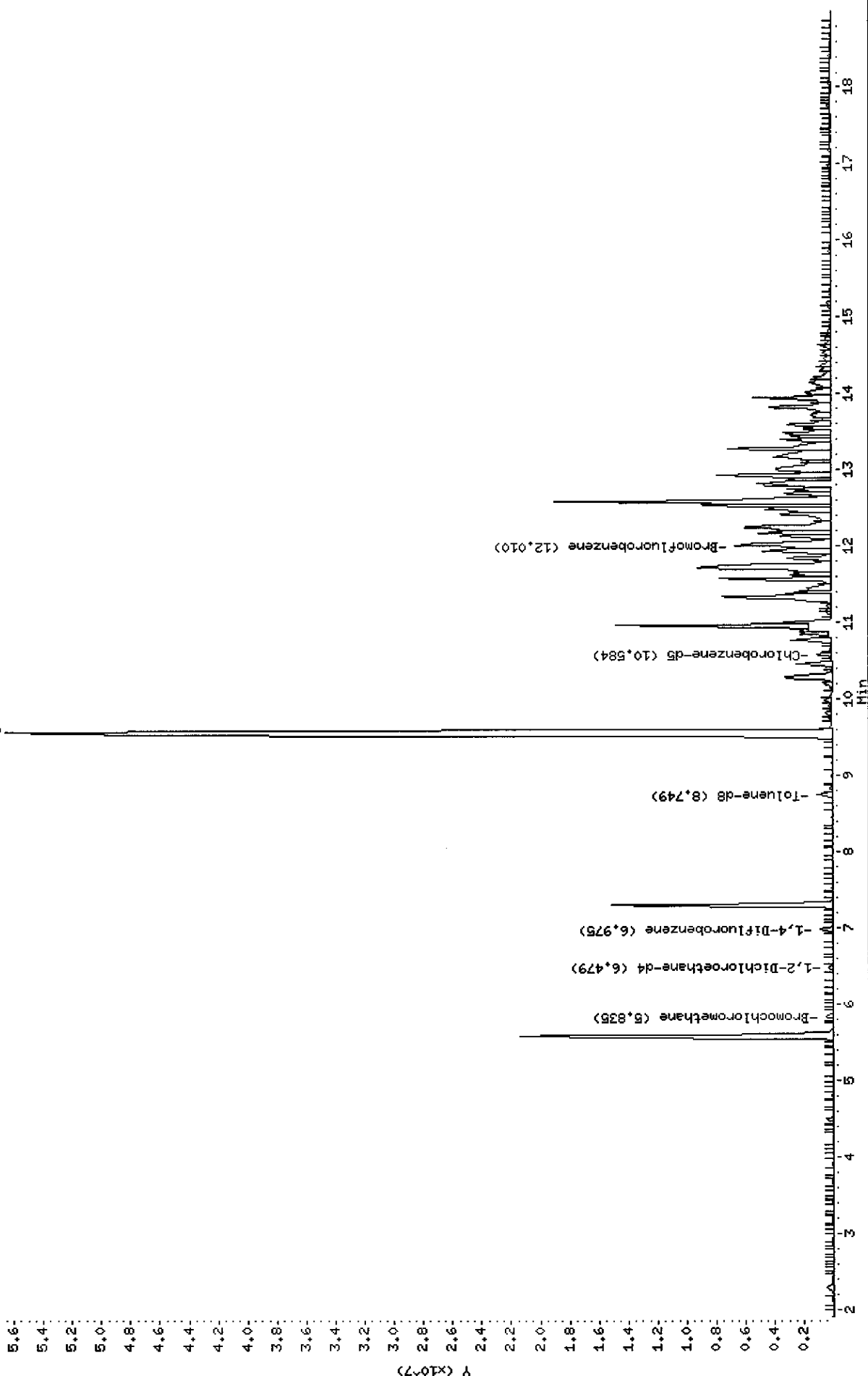
Column phase: DB-624

Instrument: V1.i

Operator: LG/YD

Column diameter: 0.25

\\AVOGADRO\ORGANICS\organic\voa\1.i\050526.B\167823.D



Data File: \\AVOGADRO\ORGANICS\organic\voa\V1.i\050526.B\V1G7823.D  
 Report Date: 18-Jun-2005 09:44

Mitkem Corporation

CLP OLM 3/4.X / ASP 95-1 Low Soil - Heated Purge  
 Data file : \\AVOGADRO\ORGANICS\organic\voa\V1.i\050526.B\V1G7823.D  
 Lab Smp Id: D0603-01A Client Smp ID: B-840  
 Inj Date : 26-MAY-2005 18:47  
 Operator : LG/YD Inst ID: V1.i  
 Smp Info : ,D0603-01A,,18283,  
 Misc Info :  
 Comment :  
 Method : \\AVOGADRO\ORGANICS\organic\voa\V1.i\050526.B\v1clp4h.m  
 Meth Date : 18-Jun-2005 09:28 mtl Quant Type: ISTD  
 Cal Date : 26-MAY-2005 10:49 Cal File: V1G7811.D ✓  
 Als bottle: 13  
 Dil Factor: 1.00000  
 Integrator: HP RTE Compound Sublist: CLP4.sub  
 Target Version: 4.03  
 Processing Host: TARGET5

Concentration Formula:  $\text{Amt} * \text{DF} * \text{Uf} * 5 / (\text{Ws} * (100 - \text{M}) / 100)$

Name	Value	Description
DF	1.000	Dilution Factor
Uf	1.000	ng unit correction factor
Ws	5.100	Weight of sample (g)
M	32.000	% Moisture (not decanted) ✓

Compounds	QUANT SIG	CONCENTRATIONS					
		RT	EXP RT	REL RT	RESPONSE	ON-COLUMN ( ug/L)	FINAL (ug/Kg)
=====	=====	==	=====	=====	=====	=====	=====
3 Vinyl Chloride	62	2.288	2.276	(0.392)	1147354	220.811	320 (A)
7 1,1-Dichloroethene	96	3.664	3.653	(0.628)	38563	12.7117	18
9 Acetone	43	3.702	3.690	(0.634)	31628	14.0884	20
10 Carbon Disulfide	76	3.913	3.901	(0.671)	143294	9.48714	14 (a)
13 trans-1,2-Dichloroethene	96	4.495	4.484	(0.770)	207555	51.1900	74
15 1,1-Dichloroethane	63	4.942	4.942	(0.847)	12732	1.61587	2 (a)
17 cis-1,2-Dichloroethene	96	5.574	5.575	(0.955)	12818029	2997.14	4300 (A)
* 18 Bromochloromethane	128	5.835	5.835	(1.000)	151623	50.0000	
21 Cyclohexane	56	6.244	6.220	(0.895)	11151	1.34616	2 (a)
\$ 23 1,2-Dichloroethane-d4	65	6.479	6.468	(1.111)	233855	53.4067	77
* 26 1,4-Difluorobenzene	114	6.976	6.976	(1.000)	864834	50.0000	
27 Trichloroethene	130	7.298	7.286	(1.046)	6975293	1518.99	2200 (A)
28 Methylcyclohexane	83	7.534	7.534	(1.080)	17898	2.58893	4 (aQ)
\$ 33 Toluene-d8	98	8.749	8.737	(0.827)	884034	46.8975	68
34 Toluene	91	8.823	8.824	(0.834)	178080	10.2469	15

Compounds	QUANT SIG		RT	EXP RT	REL RT	RESPONSE	CONCENTRATIONS	
	MASS						ON-COLUMN ( ug/L)	FINAL (ug/Kg)
=====	=====	=====	=====	=====	=====	=====	=====	=====
37 Tetrachloroethene	164		9.555	9.531	(0.903)	29540890	8642.15	12000 (A)
* 42 Chlorobenzene-d5	117		10.584	10.572	(1.000)	758912	50.0000	
43 Chlorobenzene	112		10.621	10.610	(1.004)	15471	1.35638	2 (a)
44 Ethylbenzene	106		10.758	10.758	(1.016)	17133	2.92066	4 (aQ)
45 m,p-Xylene	106		10.907	10.907	(1.030)	127827	17.0681	25
46 o-Xylene	106		11.403	11.391	(1.077)	54625	7.50873	11 (a)
49 Isopropylbenzene	105		11.849	11.850	(1.120)	35843	2.08523	3 (aQ)
\$ 50 Bromofluorobenzene	95		12.023	12.023	(1.136)	461774	66.6405	96 (R)
M 41 Xylene (Total)	106					182452	25.0796	36

# QC Flag Legend

- a - Target compound detected but, quantitated amount  
Below Limit Of Quantitation(BLOQ).
- A - Target compound detected but, quantitated amount  
exceeded maximum amount.
- Q - Qualifier signal failed the ratio test.
- R - Spike/Surrogate failed recovery limits.

AW  
6/18/05

KC

Data File: \\AVOGADRO\ORGANICS\organic\voa\V1.i\050526.B\V1G7823.D  
 Report Date: 18-Jun-2005 09:44

Mitkem Corporation

CLP OLM 3/4.X / ASP 95-1 Low Soil - Heated Purge  
 Data file : \\AVOGADRO\ORGANICS\organic\voa\V1.i\050526.B\V1G7823.D  
 Lab Smp Id: D0603-01A Client Smp ID: B-840  
 Inj Date : 26-MAY-2005 18:47  
 Operator : LG/YD Inst ID: V1.i  
 Smp Info : ,D0603-01A,,18283,  
 Misc Info :  
 Comment :  
 Method : \\AVOGADRO\ORGANICS\organic\voa\V1.i\050526.B\v1clp4h.m  
 Meth Date : 18-Jun-2005 09:28 mtl Quant Type: ISTD  
 Cal Date : 26-MAY-2005 10:49 Cal File: V1G7811.D  
 Als bottle: 13  
 Dil Factor: 1.00000  
 Integrator: HP RTE Compound Sublist: CLP4.sub  
 Target Version: 4.03  
 Processing Host: TARGET5

Concentration Formula: Amt \* DF \* Uf \* 5/(Ws \* (100 - M)/100)

Name	Value	Description
DF	1.000	Dilution Factor
Uf	1.000	ng unit correction factor
Ws	5.100	Weight of sample (g)
M	32.000	% Moisture (not decanted)

ISTD	RT	AREA	AMOUNT
=====	=====	=====	=====
* 42 Chlorobenzene-d5	10.584	2047708	50.000

CONCENTRATIONS					QUANT		
RT	AREA	ON-COL( ug/L)	FINAL(ug/Kg)	QUAL	LIBRARY	LIB ENTRY	CPND #
=====	=====	=====	=====	=====	=====	=====	=====
Unknown				CAS #:			
10.287	12515841	305.606097	440	0		0	42
Straight-chain Alkane				CAS #:			
10.956	24811701	605.840799	870	0		0	42
Unknown				CAS #:			
11.341	26383763	644.226692	930	0		0	42

RT	CONCENTRATIONS				QUANT			CPND #
	AREA	ON-COL( ug/L)	FINAL(ug/Kg)	QUAL	LIBRARY	LIB ENTRY		
====	====	=====	=====	====	=====	=====	=====	
Unknown				CAS #:				
11.452	5931740	144.838522	210	0		0	42	
Unknown				CAS #:				
11.576	17421738	425.396053	610	0		0	42	
Unknown				CAS #:				
11.626	9329986	227.815343	330	0		0	42	
Cyclic Alkane				CAS #:				
11.713	40173564	980.939763	1400	0		0	42	
Unknown				CAS #:				
11.936	15351203	374.838673	540	0		0	42	
Unknown				CAS #:				
12.122	8844448	215.959697	310	0		0	42	
Unknown				CAS #:				
12.171	13381036	326.732034	470	0		0	42	
Unknown				CAS #:				
12.246	25939962	633.390161	910	0		0	42	
Cyclic Alkane				CAS #:				
12.419	12650210	308.887058	450	0		0	42	
Unknown				CAS #:				
12.481	14992550	366.081248	530	0		0	42	
Unknown				CAS #:				
12.543	24536868	599.130052	860	0		0	42	
Straight-chain Alkane				CAS #:				
12.581	49957093	1219.82951	1800	0		0	42	
Unknown				CAS #:				
12.692	8530297	208.288902	300	0		0	42	
Unknown				CAS #:				
12.742	6877534	167.932488	240	0		0	42	
Unknown				CAS #:				
12.891	7716968	188.429405	270	0		0	42	

Data File: \\AVOGADRO\ORGANICS\organic\voa\V1.i\050526.B\V1G7823.D  
 Report Date: 18-Jun-2005 09:44

RT	CONCENTRATIONS			QUAL	QUANT		CPND #
	AREA	ON-COL ( ug/L)	FINAL (ug/Kg)		LIBRARY	LIB ENTRY	
====	====	=====	=====	====	=====	=====	=====
Branched Alkane					CAS #:		
12.928	18221536	444.925155	640	0		0	42
Unknown					CAS #:		
13.027	21173945	517.015732	750	0		0	42
Unknown					CAS #:		
13.176	20947689	511.491116	740	0		0	42
Cyclic Alkane					CAS #:		
13.275	22081897	539.185690	780	0		0	42
Unknown					CAS #:		
13.399	8902858	217.385926	310	0		0	42
Unknown					CAS #:		
13.449	6609342	161.383898	230	0		0	42
Unknown					CAS #:		
13.486	9071236	221.497303	320	0		0	42
Unknown					CAS #:		
13.585	8871710	216.625368	310	0		0	42
Naphthalene, decahydro-, trans-					CAS #: 493-02-7		
13.821	13568927	331.319871	480	95	NIST98.L	16320	42
Straight-chain Alkane					CAS #:		
13.945	13462493	328.721014	470	0		0	42
Unknown					CAS #:		
14.019	6975898	170.334296	250	0		0	42
Unknown					CAS #:		
14.143	6762306	165.118904	240	0		0	42



Data File: \\AVOGADRO\ORGANICS\organic\voa\V1.i\050526.B\V1G7823.D

Date : 26-MAY-2005 18:47

Client ID: B-840

Instrument: V1.i

Sample Info: ,D0603-01A,,18283,

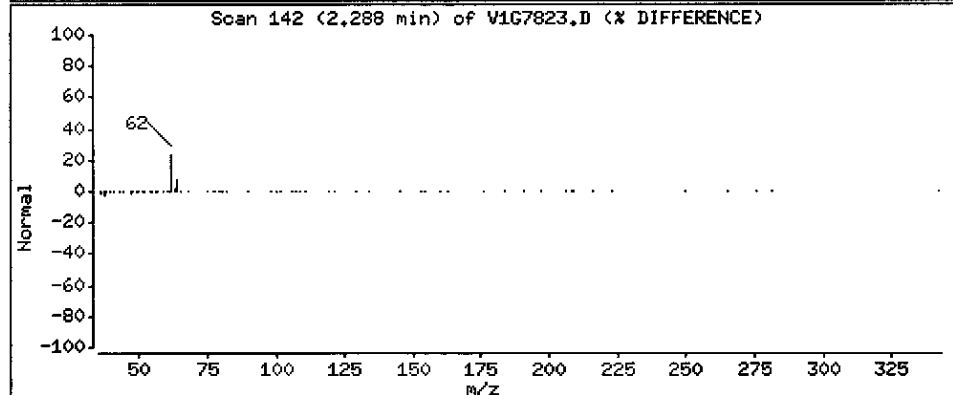
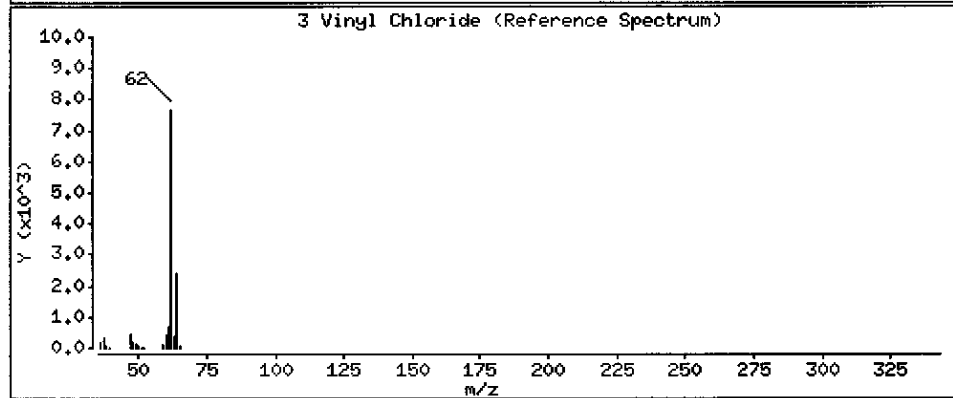
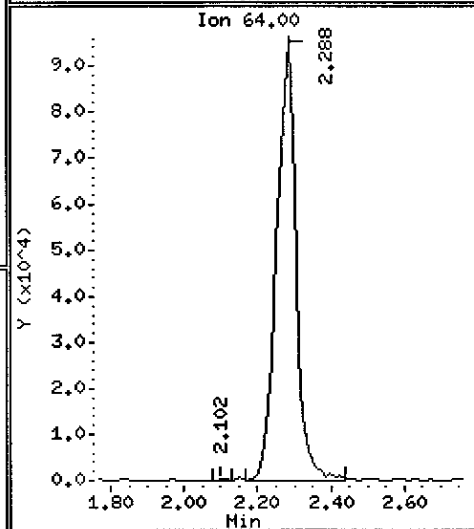
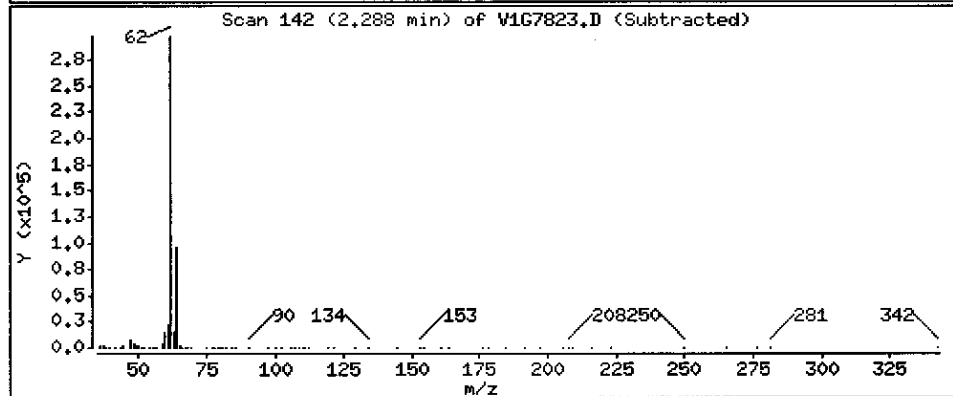
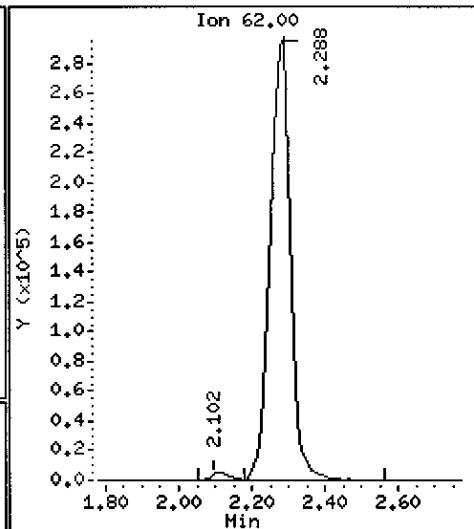
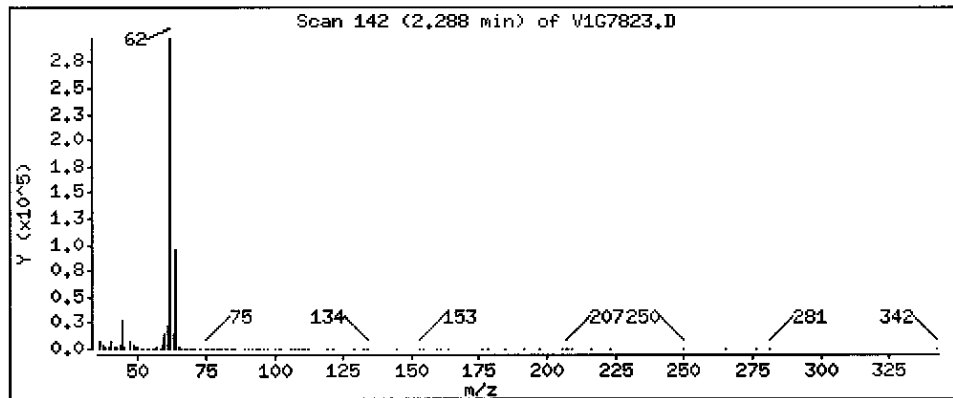
Operator: LG/YD

Column phase: DB-624

Column diameter: 0.25

3 Vinyl Chloride

Concentration: 320 ug/Kg



Data File: \\AVOCADRO\ORGANICS\organic\voa\V1.i\050526.B\V1G7823.D

Date : 26-MAY-2005 18:47

Client ID: B-840

Instrument: V1.i

Sample Info: ,D0603-01A,,18283,

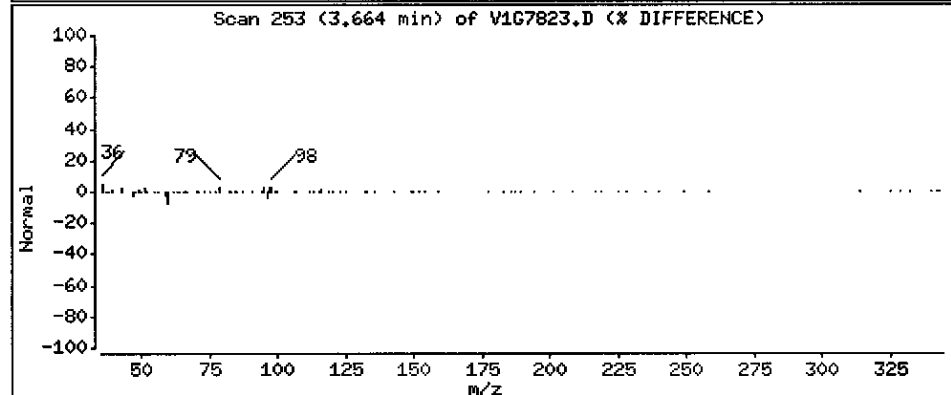
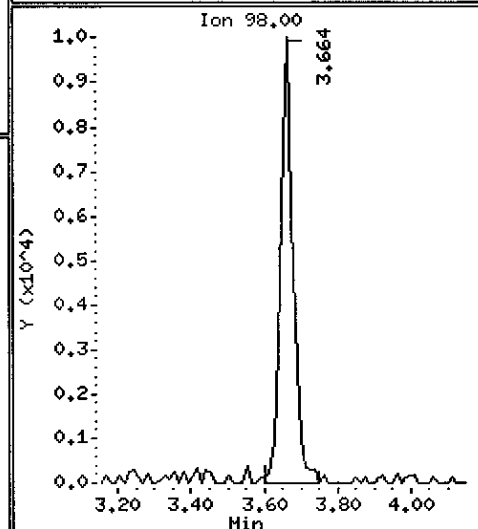
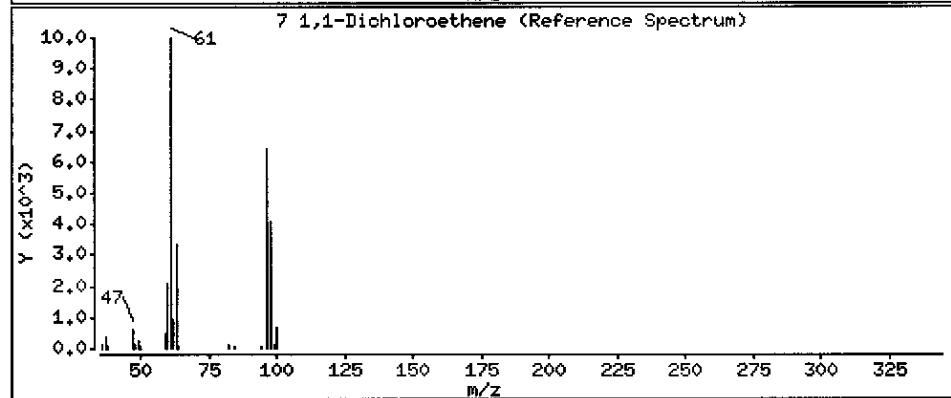
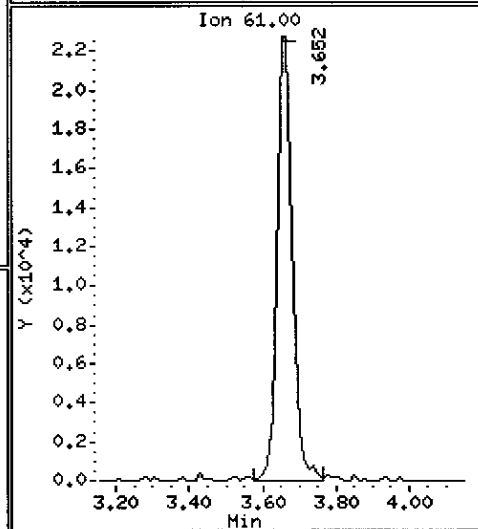
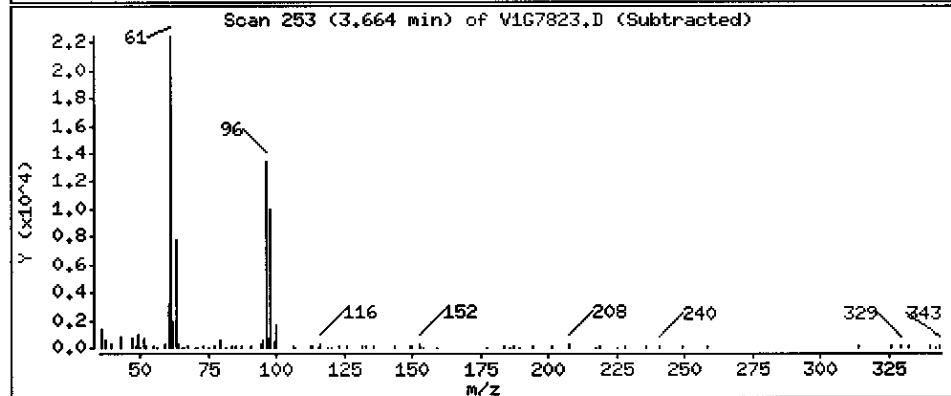
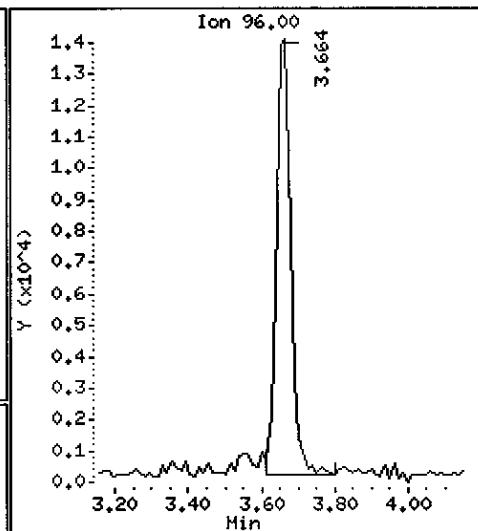
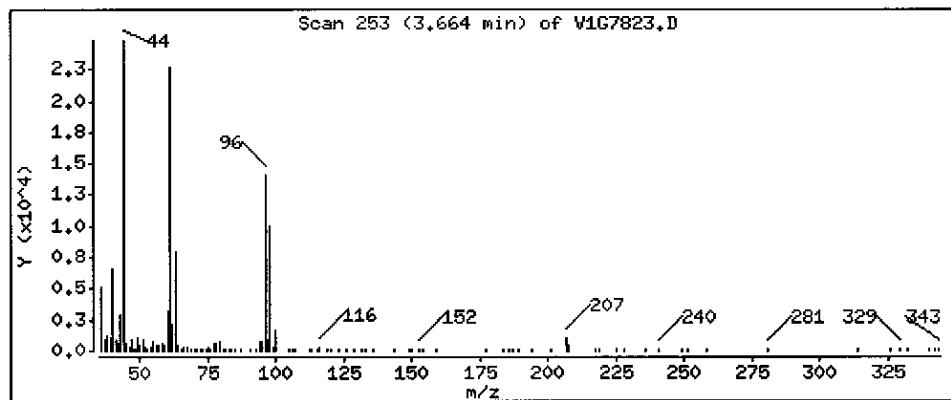
Operator: LG/YD

Column phase: DB-624

Column diameter: 0.25

7 1,1-Dichloroethene

Concentration: 18 ug/Kg



Data File: \\AVOGADRO\ORGANICS\organic\voa\V1.1\050526.B\V1G7823.D

Date : 26-MAY-2005 18:47

Client ID: B-840

Instrument: V1.1

Sample Info: ,D0603-01A,,18283,

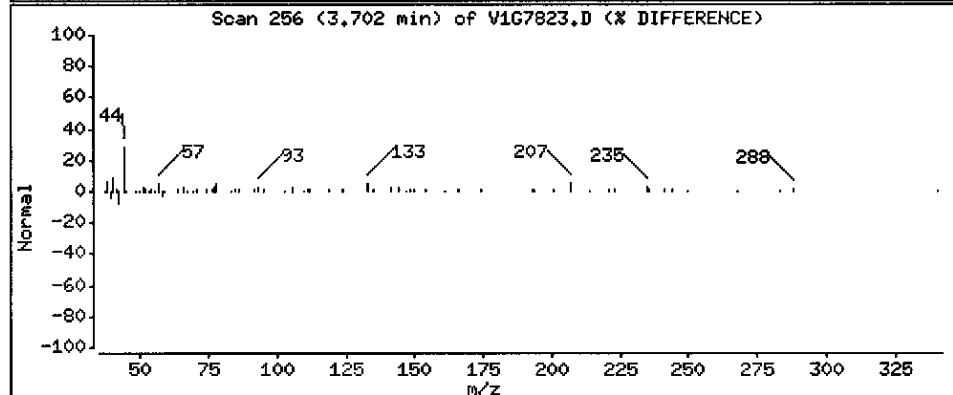
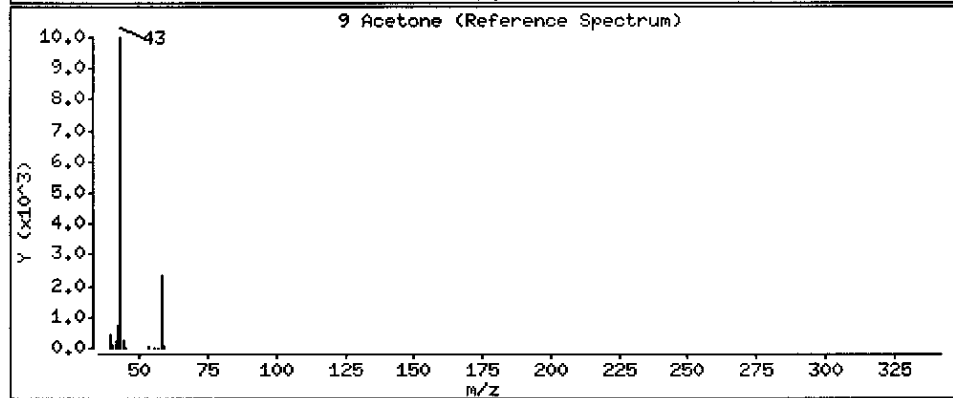
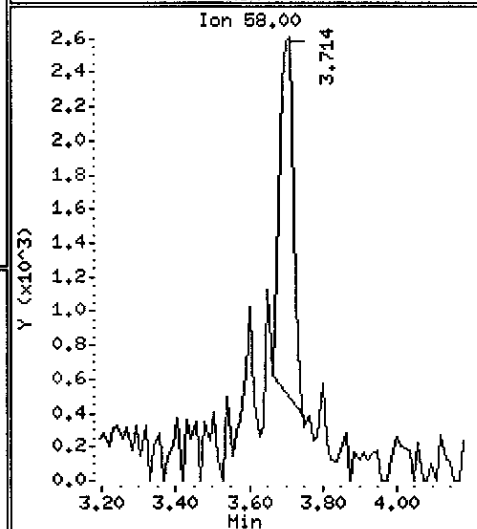
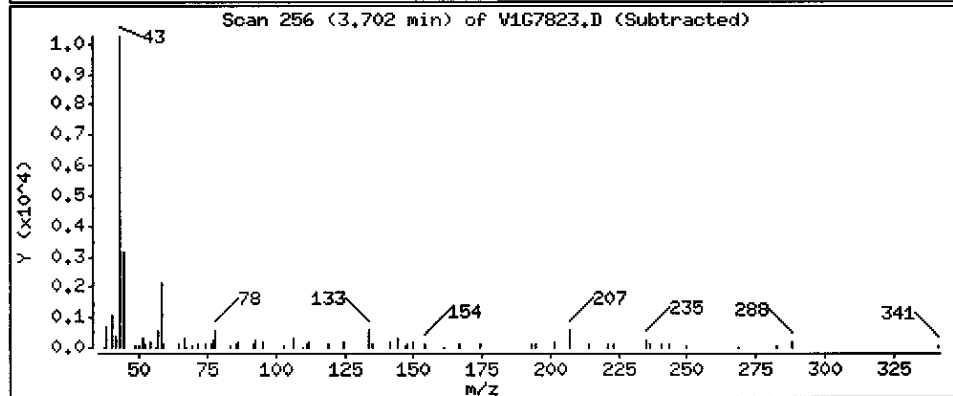
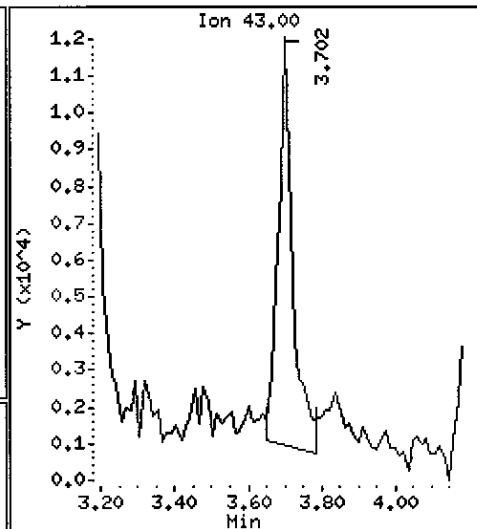
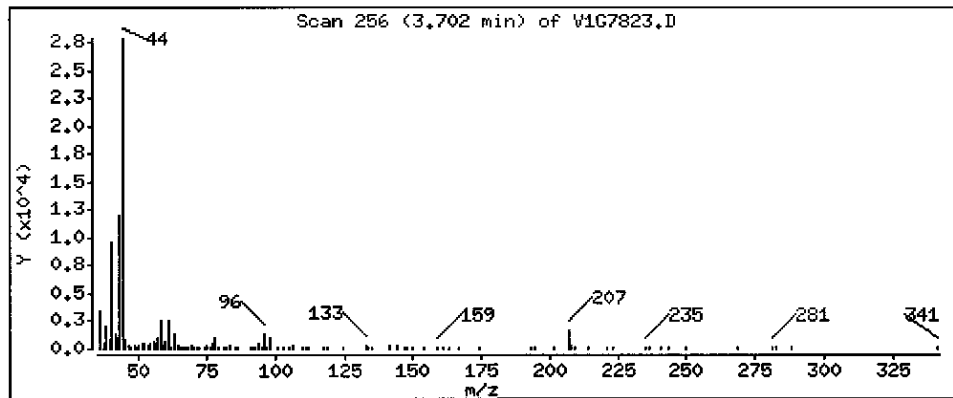
Operator: LG/YD

Column phase: DB-624

Column diameter: 0.25

9 Acetone

Concentration: 20 ug/Kg



Data File: \\AVOGADRO\ORGANICS\organic\voa\V1.i\050526.B\V1G7823.D

Date : 26-MAY-2005 18:47

Client ID: B-840

Instrument: V1.i

Sample Info: ,D0603-01A,,18283,

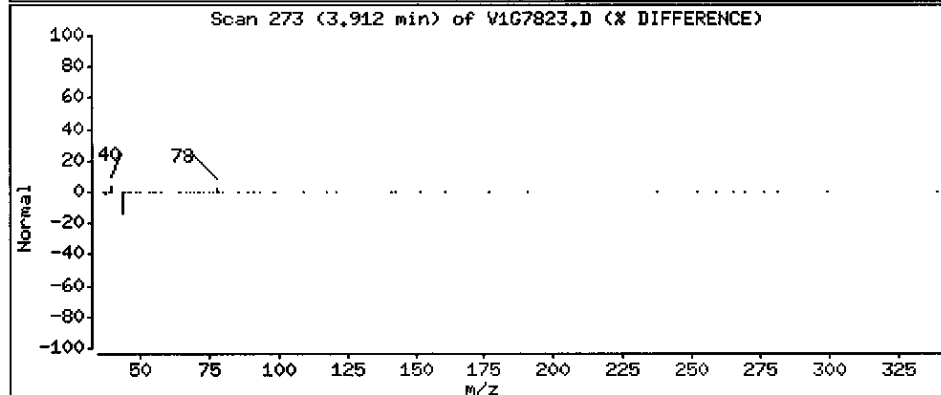
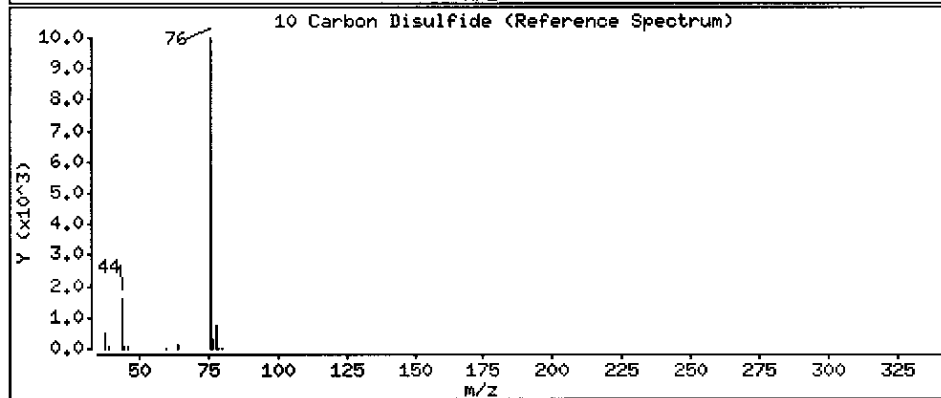
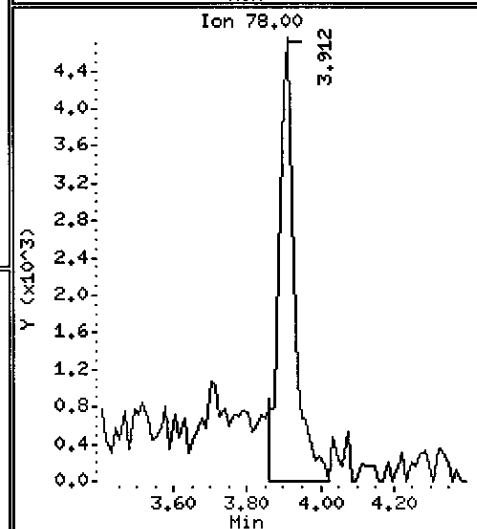
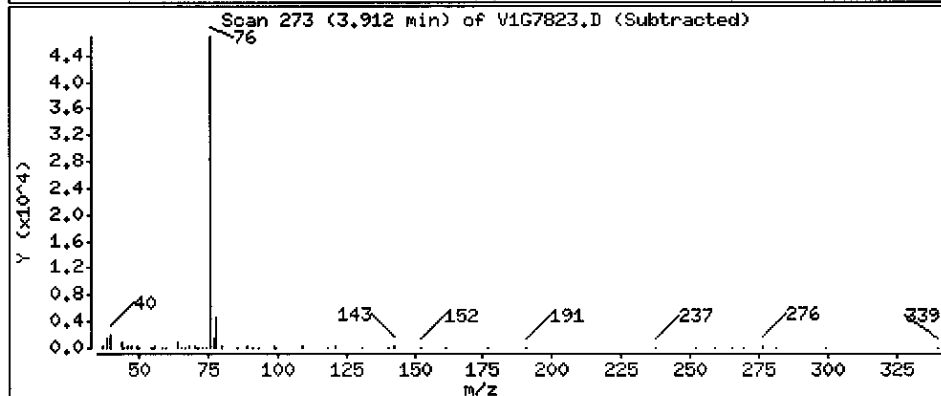
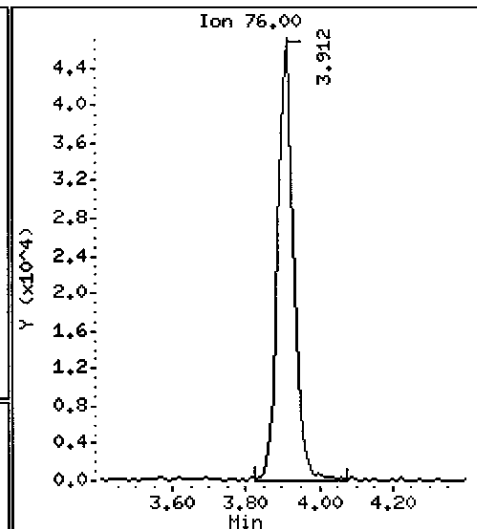
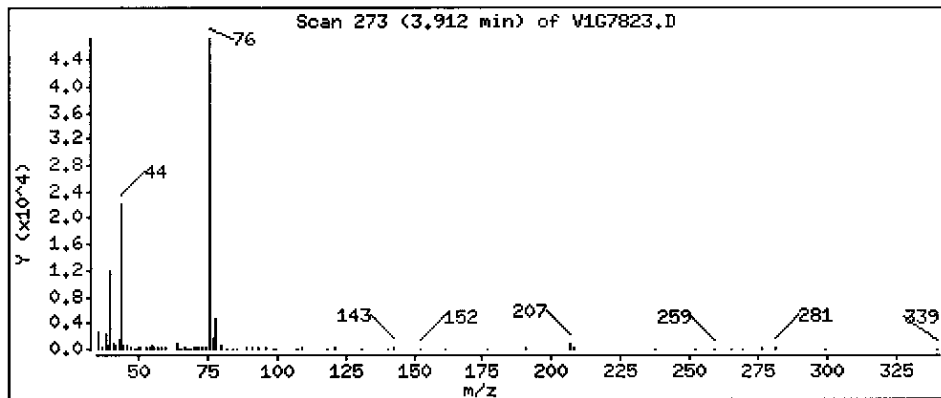
Operator: LG/YD

Column phase: DB-624

Column diameter: 0.25

10 Carbon Disulfide

Concentration: 14 ug/Kg



Data File: \\AVOGADRO\ORGANICS\organic\voa\V1.1\050526.B\V1G7823.D

Date : 26-MAY-2005 18:47

Client ID: B-840

Instrument: V1.1

Sample Info: ,D0603-01A,,18283,

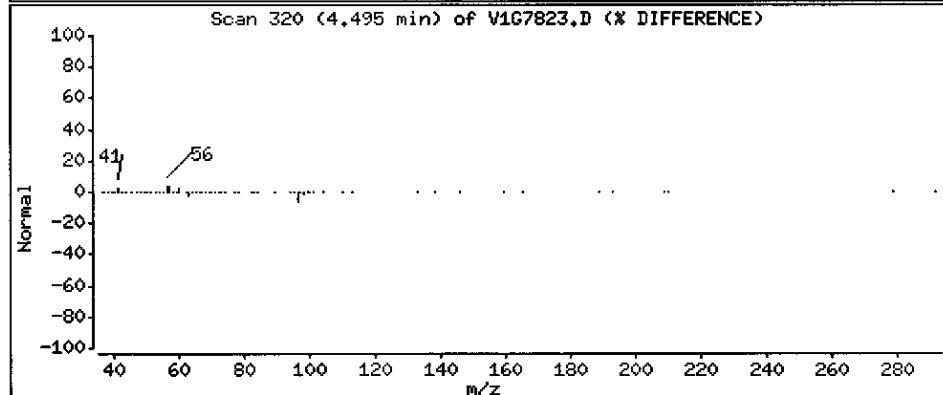
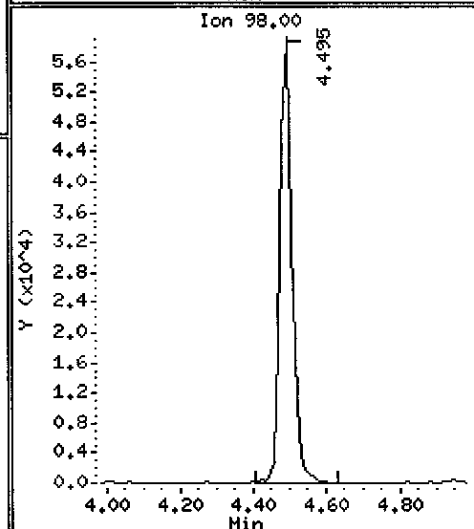
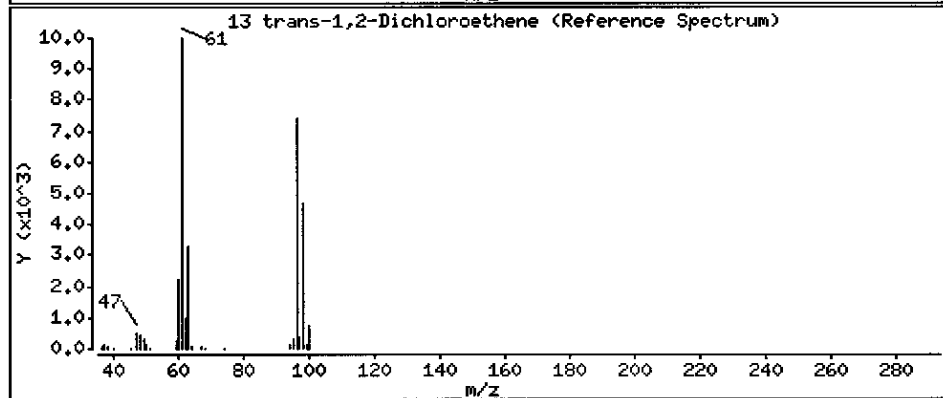
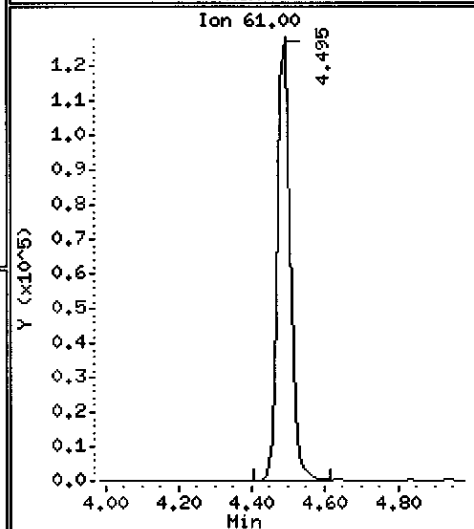
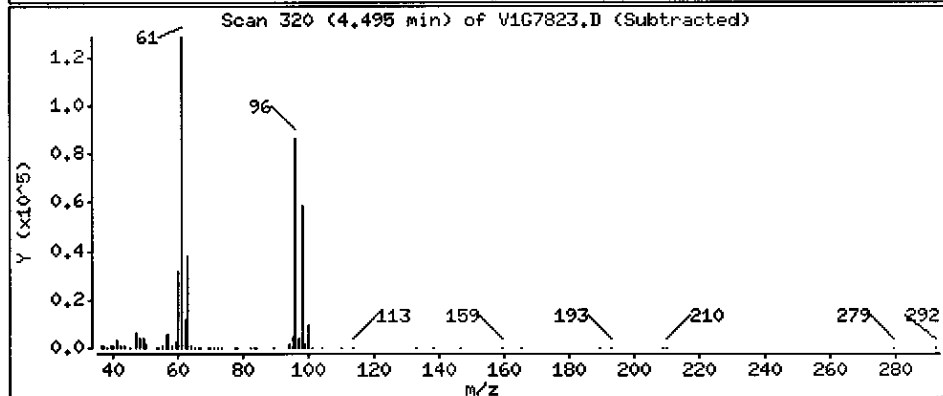
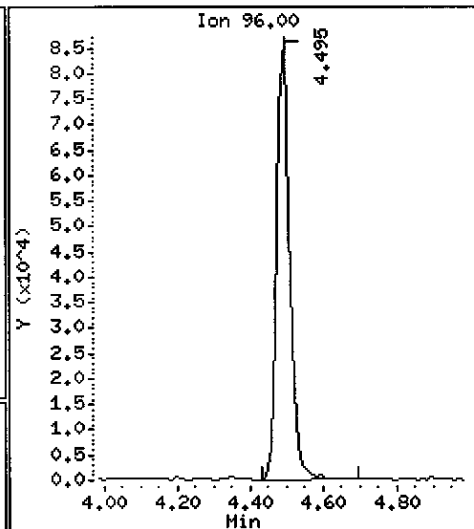
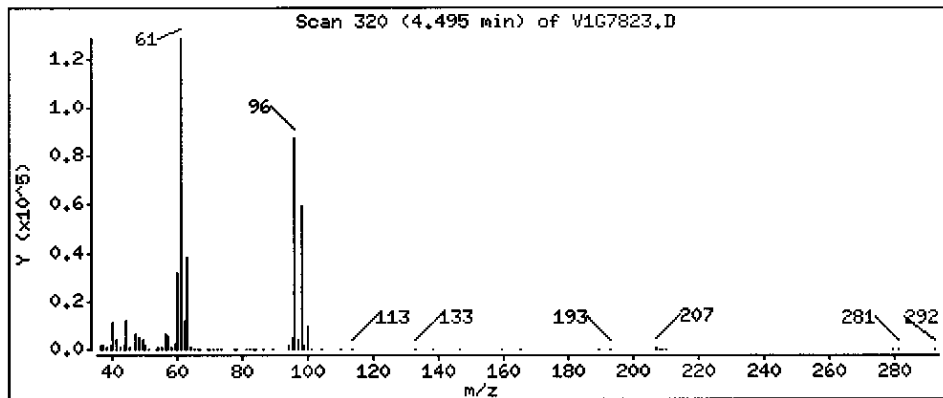
Operator: LG/YD

Column phase: DB-624

Column diameter: 0.25

13 trans-1,2-Dichloroethene

Concentration: 74 ug/Kg



Data File: \\AVOGADRO\ORGANICS\organic\voa\VI.i\050526.B\VI67823.D

Date : 26-MAY-2005 18:47

Client ID: B-840

Instrument: VI.i

Sample Info: ,D0603-01A,,18283,

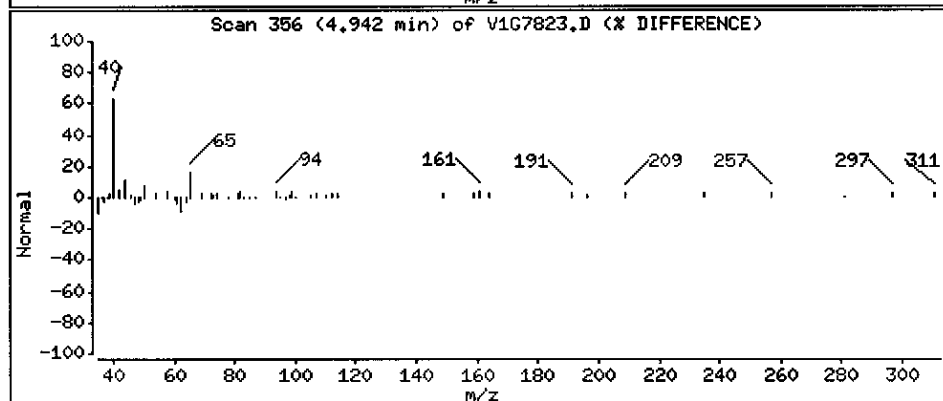
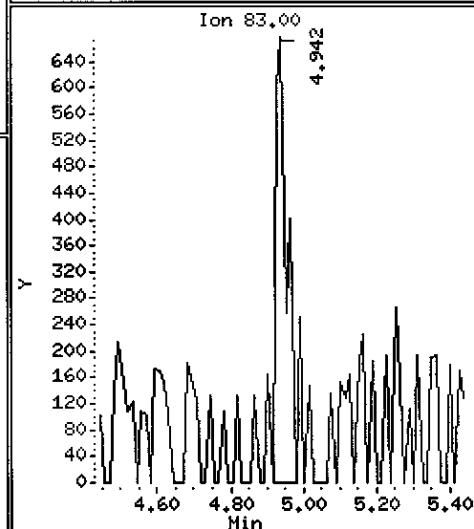
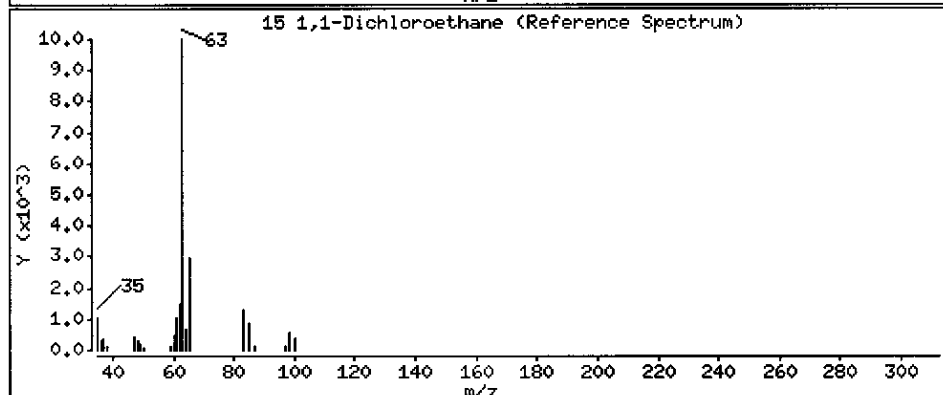
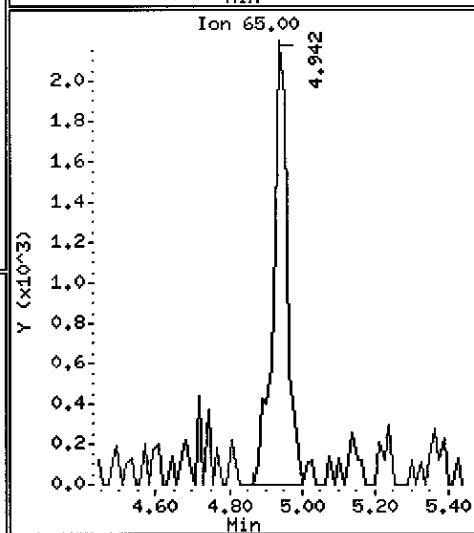
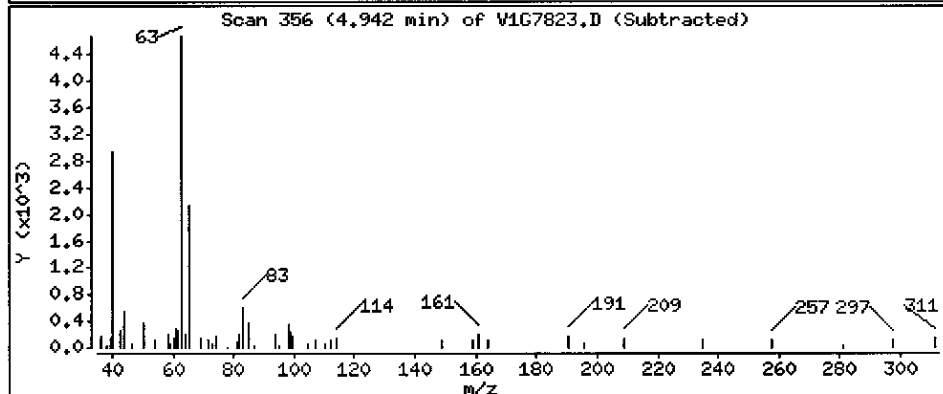
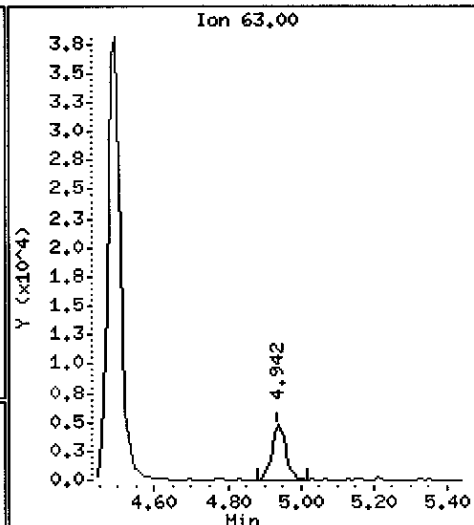
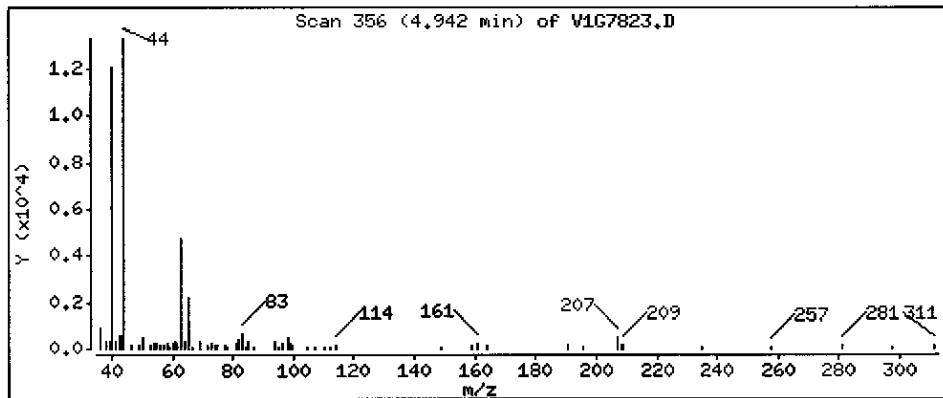
Operator: LG/YD

Column phase: DB-624

Column diameter: 0.25

15 1,1-Dichloroethane

Concentration: 2 ug/Kg



Data File: \\AVOGADRO\ORGANICS\organic\voa\V1.i\050526.B\V1G7823.D

Date : 26-MAY-2005 18:47

Client ID: B-840

Instrument: V1.i

Sample Info: ,D0603-01A,,18283,

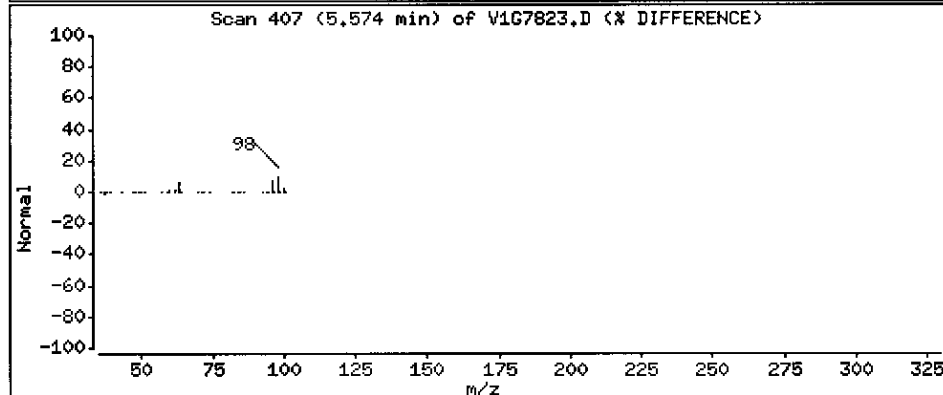
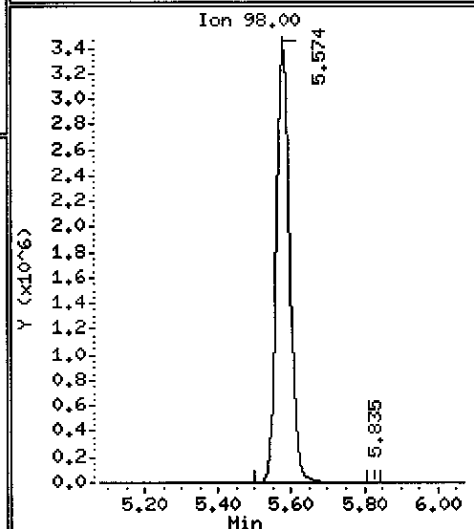
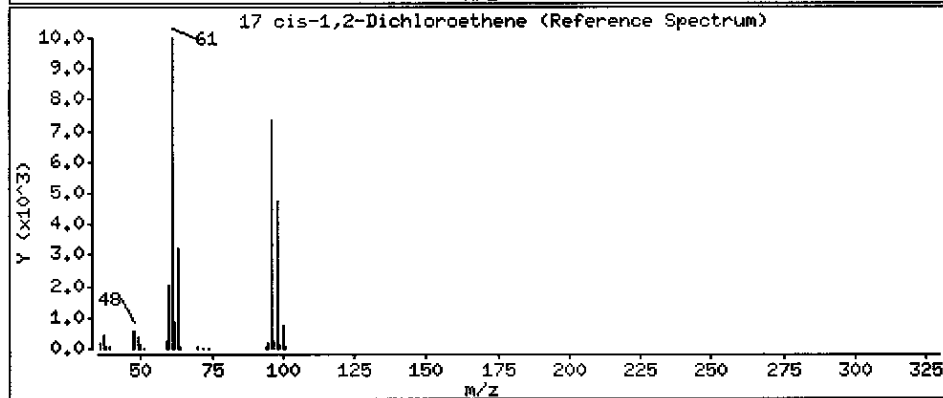
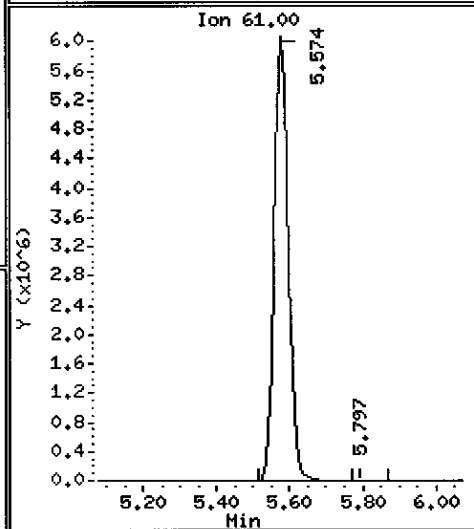
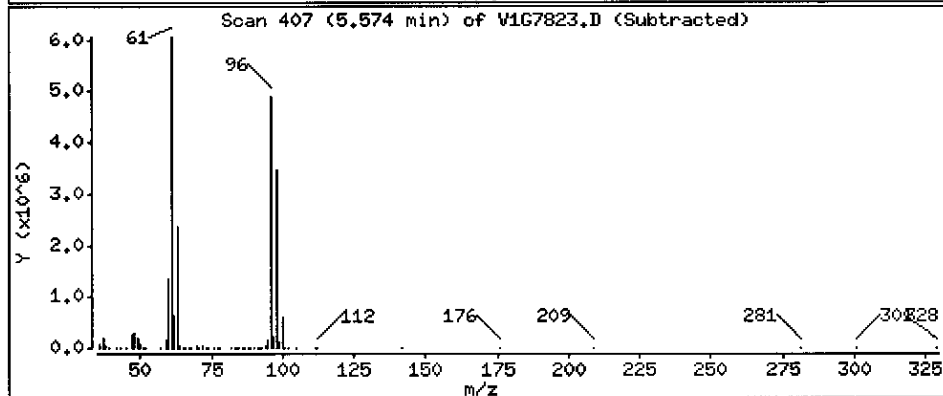
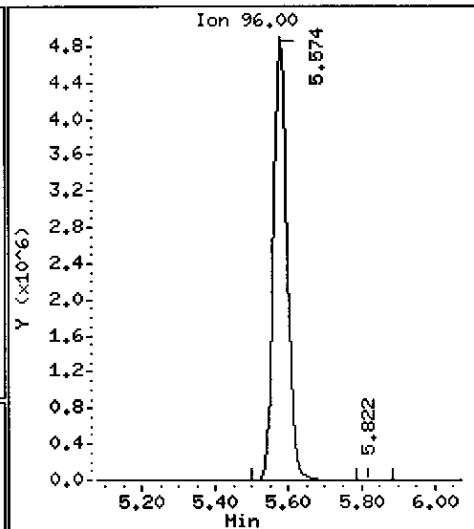
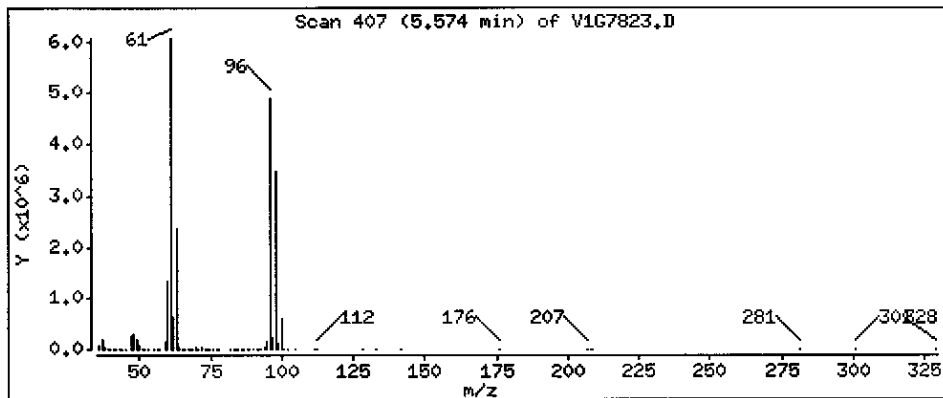
Operator: LG/YD

Column phase: DB-624

Column diameter: 0.25

17 cis-1,2-Dichloroethene

Concentration: 4300 ug/Kg



Data File: \\AVOGADRO\ORGANICS\organic\voa\V1.i\050526.B\V1G7823.D

Date : 26-MAY-2005 18:47

Client ID: B-840

Instrument: V1.i

Sample Info: ,D0603-01A,,18283,

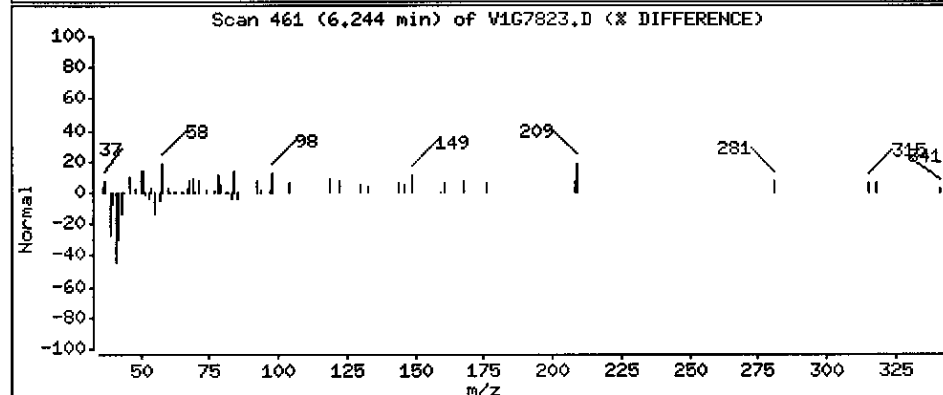
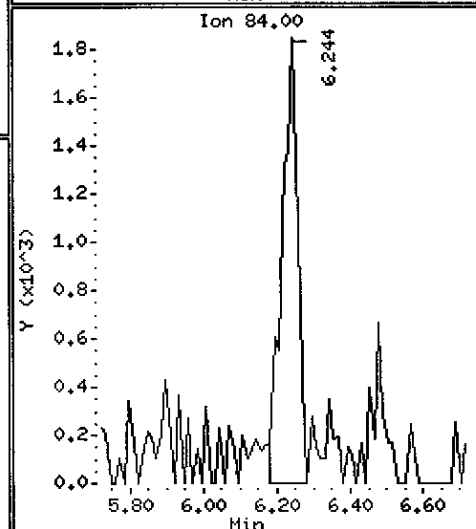
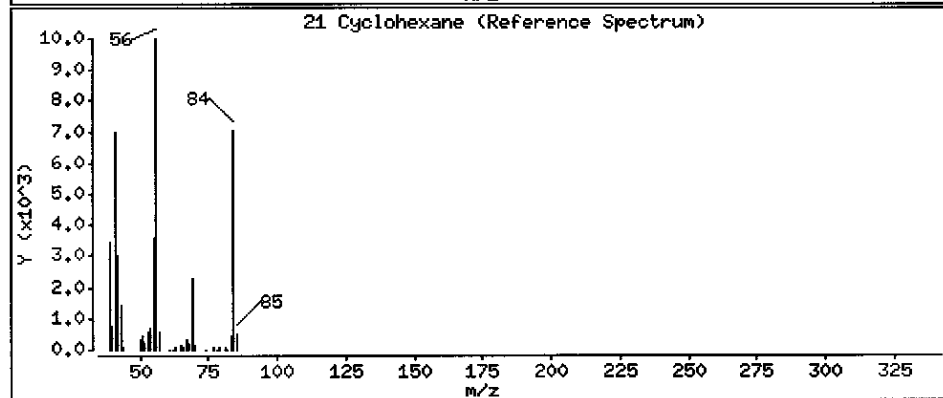
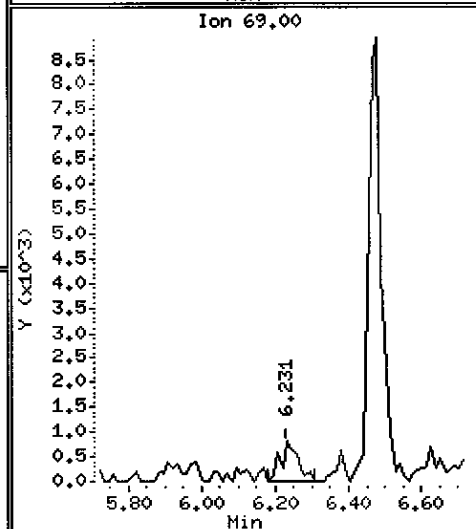
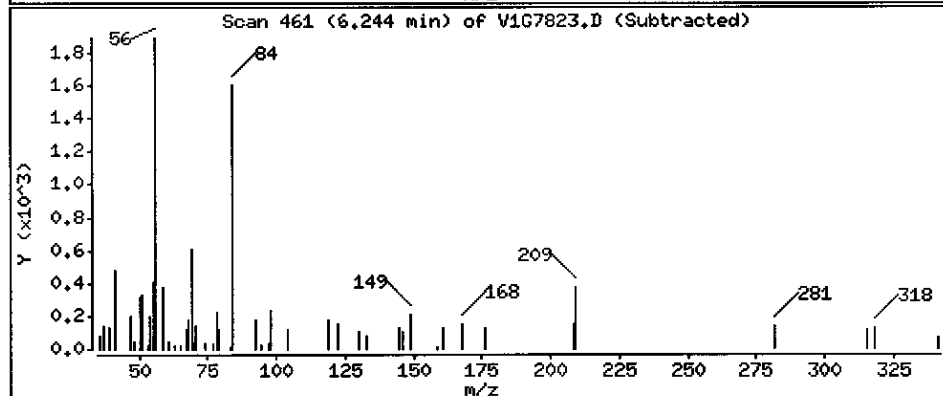
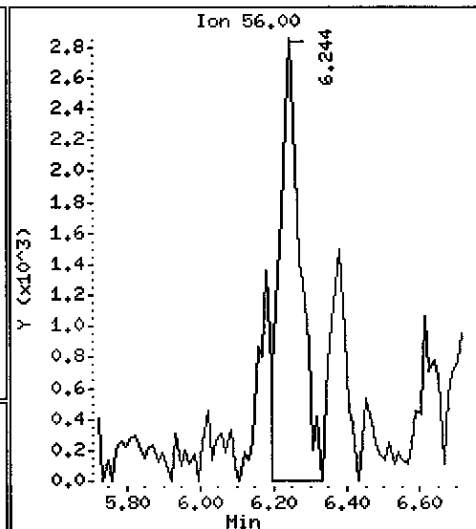
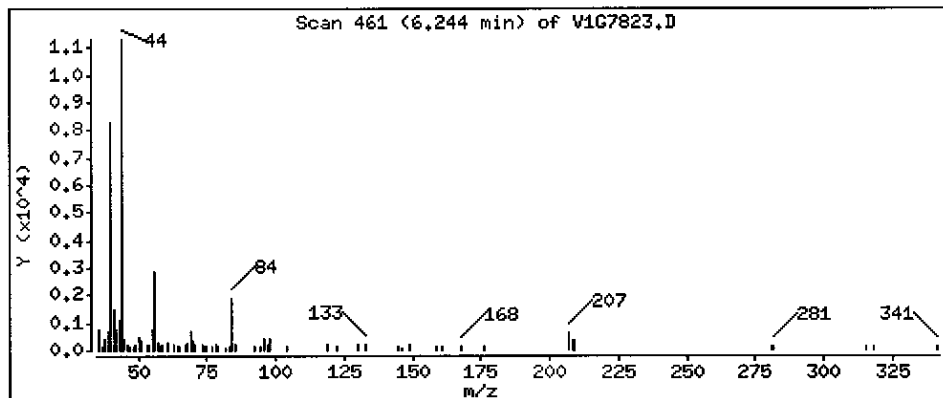
Operator: LG/YD

Column phase: DB-624

Column diameter: 0.25

21 Cyclohexane

Concentration: 2 ug/Kg





Data File: \\AVOGADRO\ORGANICS\organic\voa\V1.i\050526.B\V1G7823.D

Date : 26-MAY-2005 18:47

Client ID: B-840

Instrument: V1.i

Sample Info: ,D0603-01A,,18283,

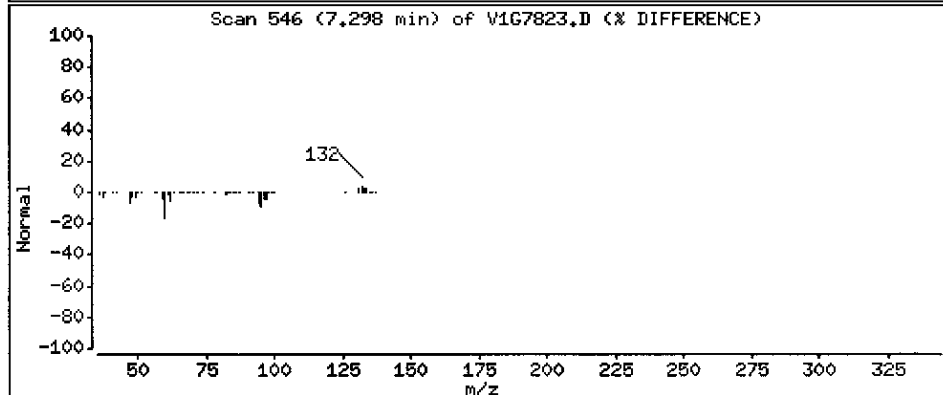
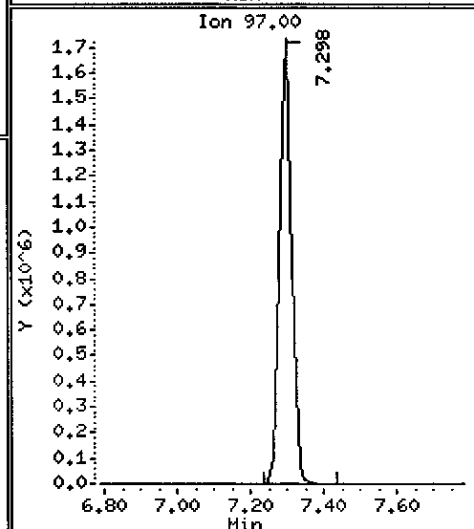
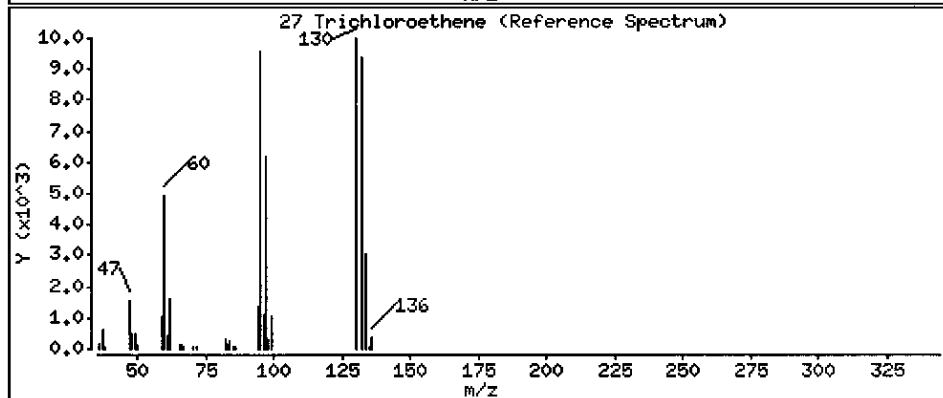
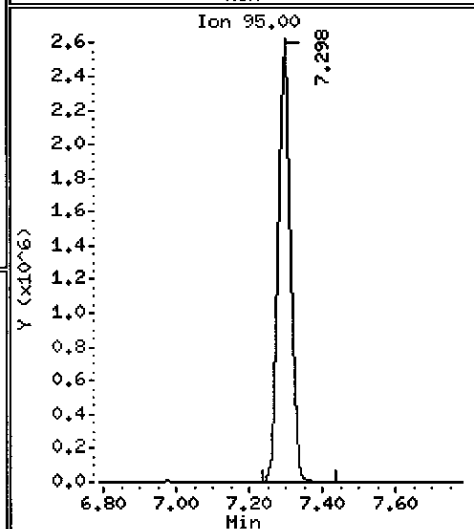
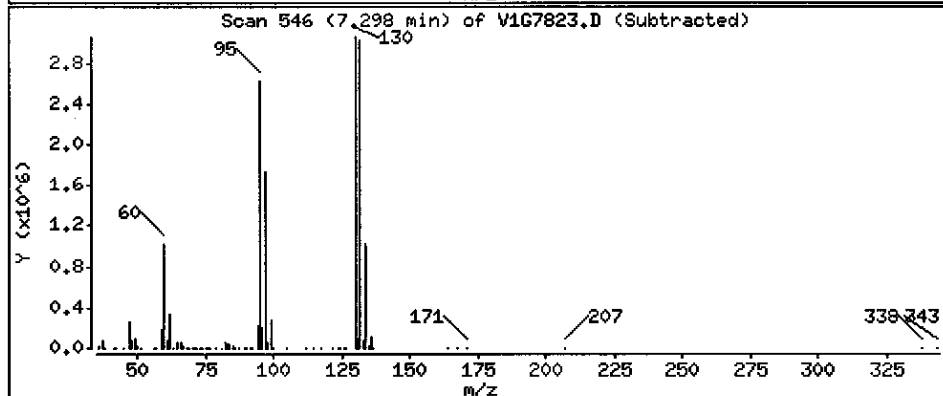
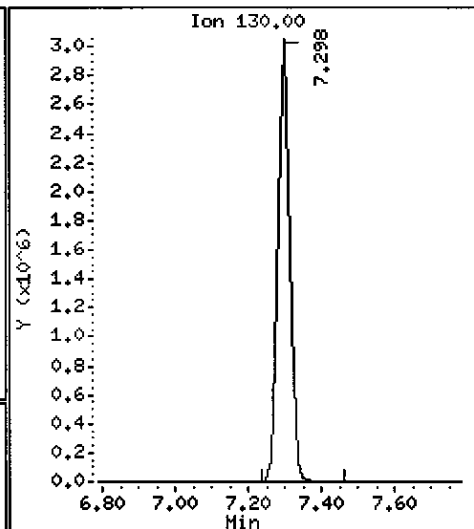
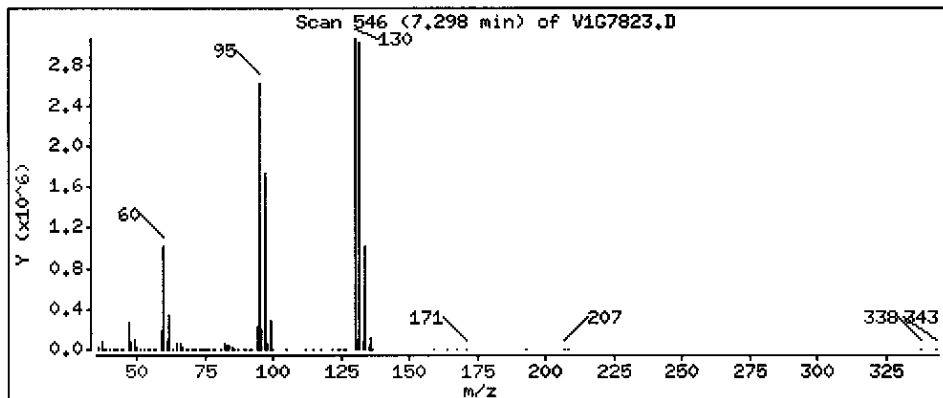
Operator: LG/YD

Column phase: DB-624

Column diameter: 0.25

27 Trichloroethene

Concentration: 2200 ug/Kg



Data File: \\AVOGADRO\ORGANICS\organic\voa\V1.i\050526.B\VI67823.D

Date : 26-MAY-2005 18:47

Client ID: B-840

Instrument: V1.i

Sample Info: ,D0603-01A,,18283,

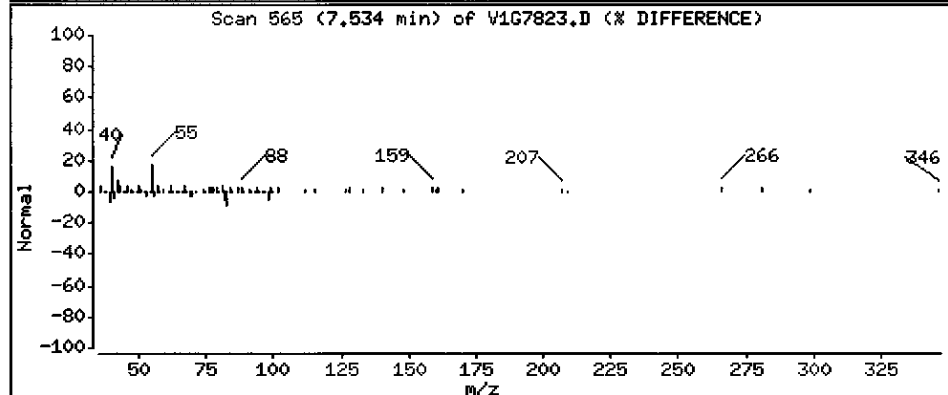
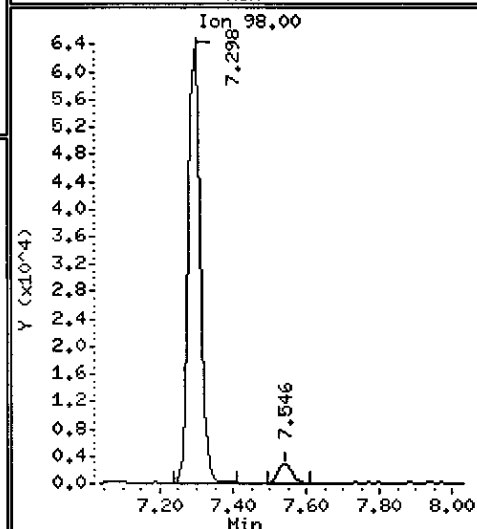
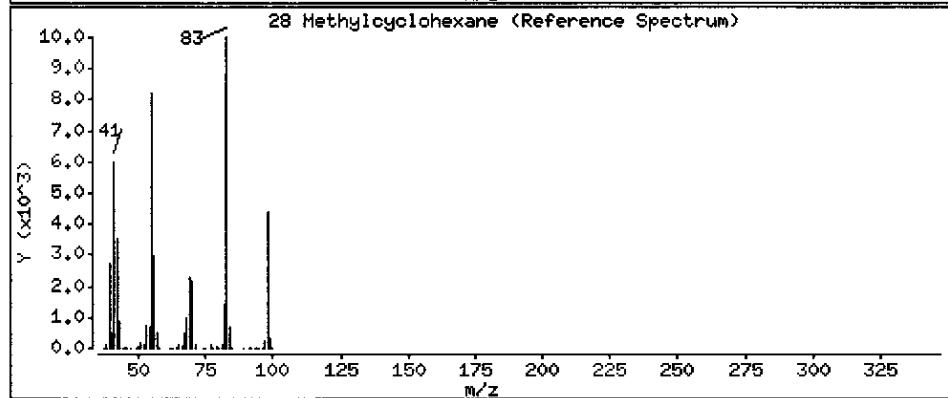
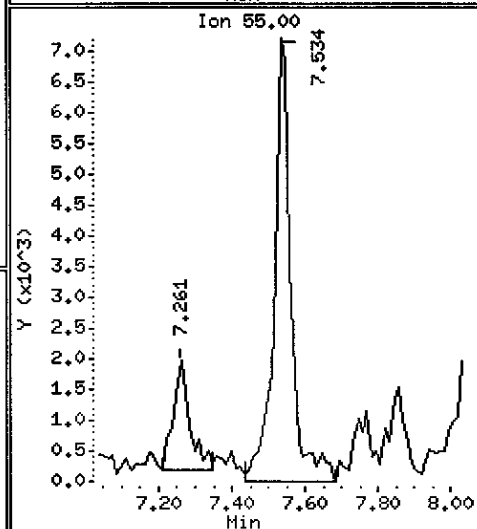
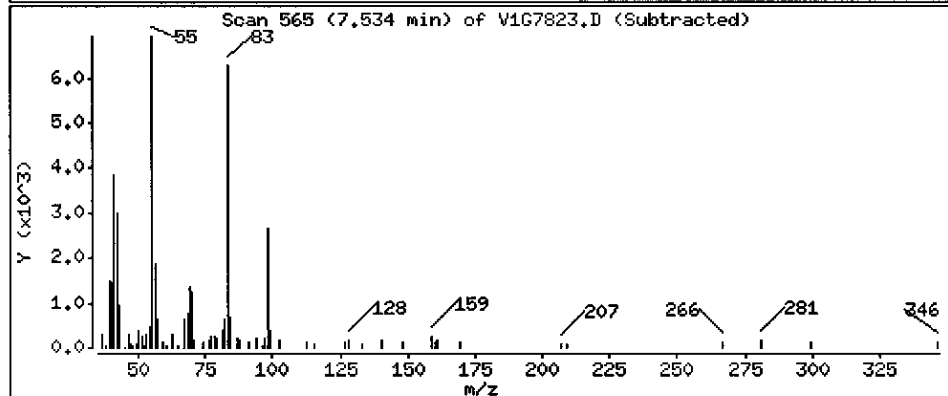
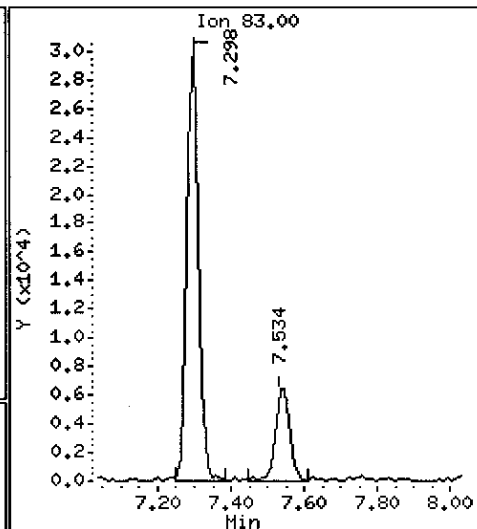
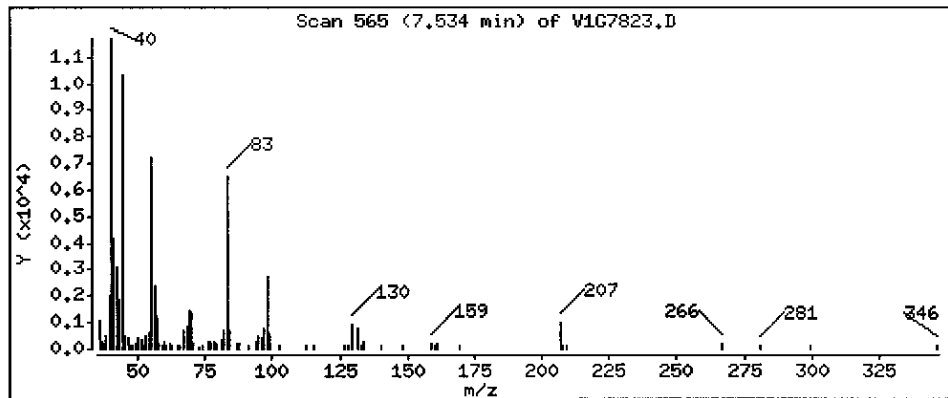
Operator: LG/YD

Column phase: DB-624

Column diameter: 0.25

28 Methylcyclohexane

Concentration: 4 ug/Kg



Data File: \\AVOCADRO\ORGANICS\organic\voa\V1.i\050526.B\V1G7823.D

Date : 26-MAY-2005 18:47

Client ID: B-840

Instrument: V1.i

Sample Info: ,D0603-01A,,18283,

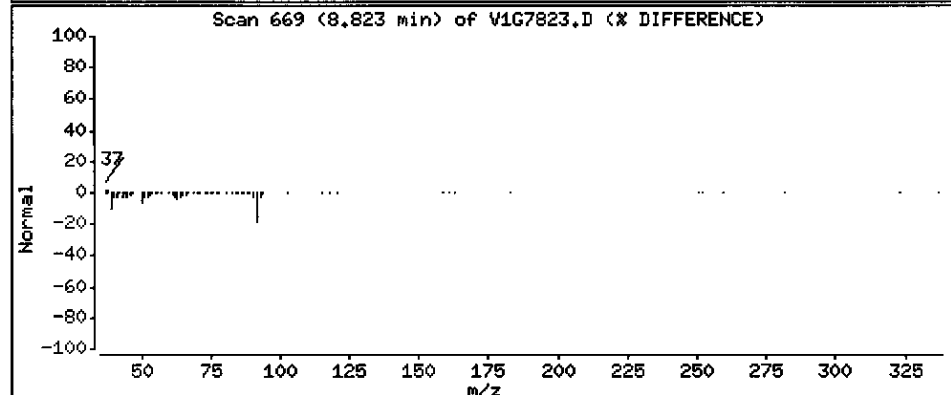
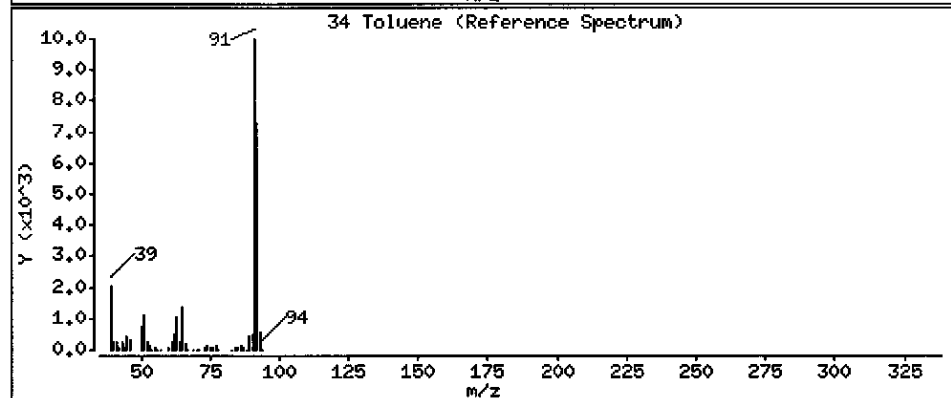
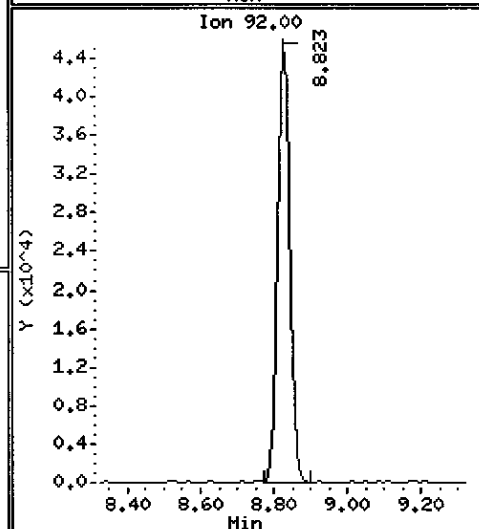
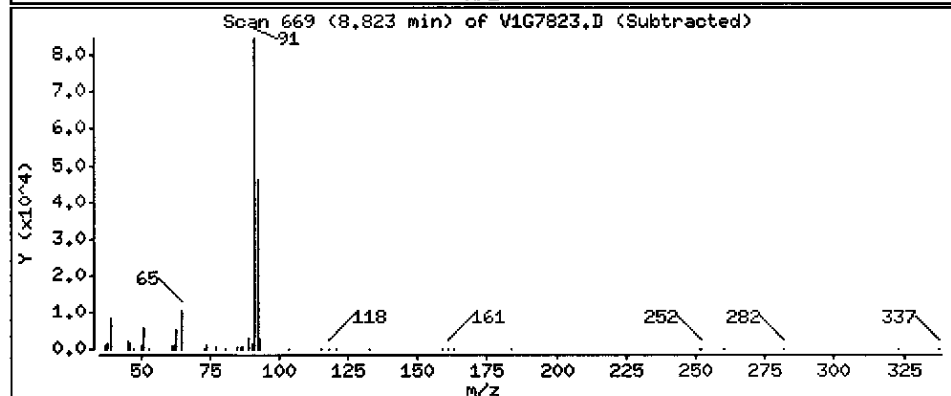
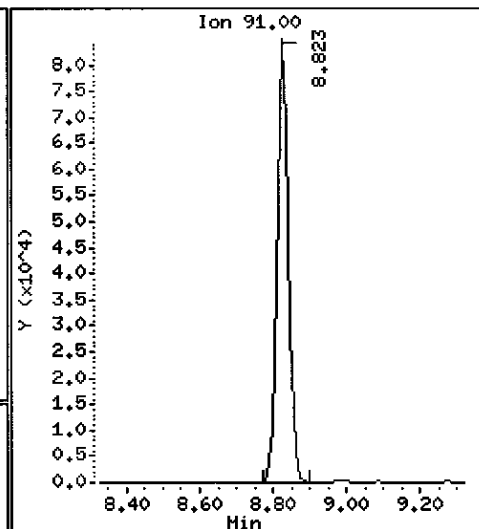
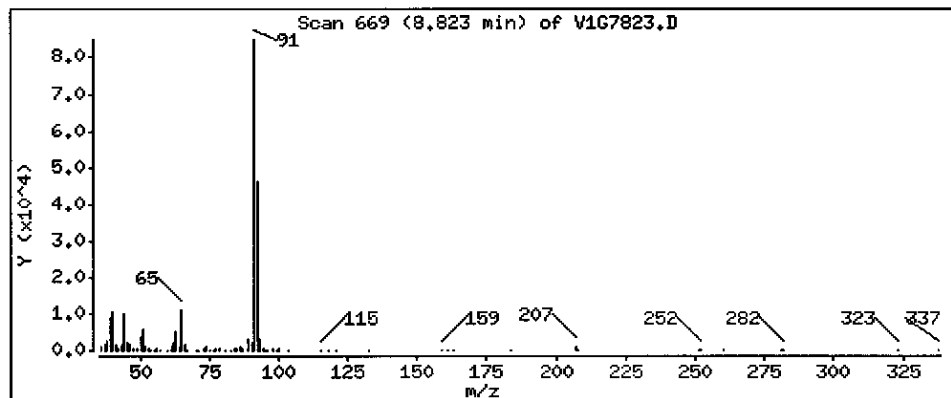
Operator: LG/YD

Column phase: DB-624

Column diameter: 0.25

34 Toluene

Concentration: 15 ug/Kg



Data File: \\AVOCADRO\ORGANICS\organic\voa\V1.i\050526.B\V1G7823.D

Date : 26-MAY-2005 18:47

Client ID: B-840

Instrument: V1.i

Sample Info: ,D0603-01A,,18283,

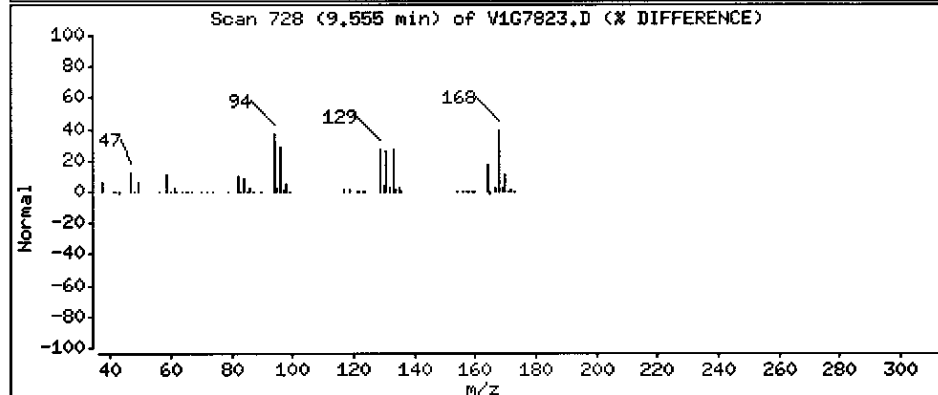
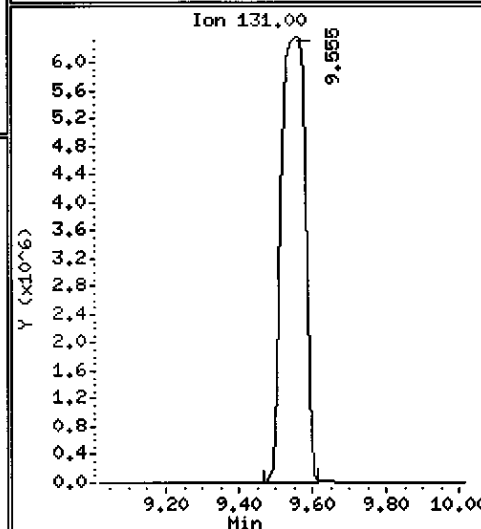
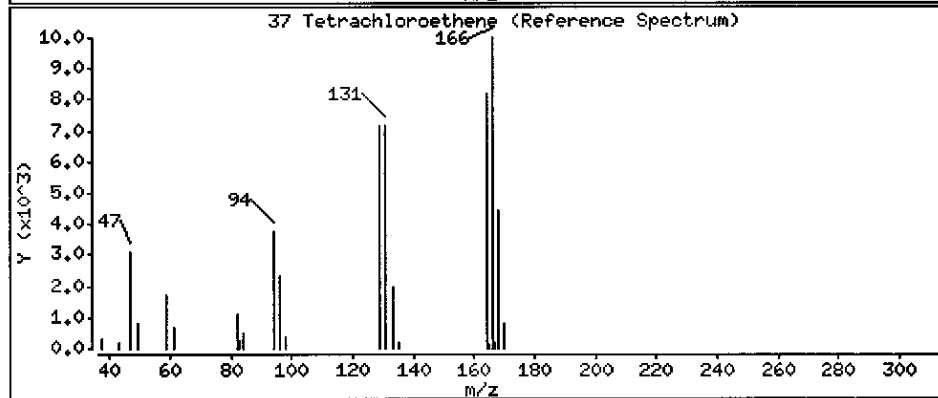
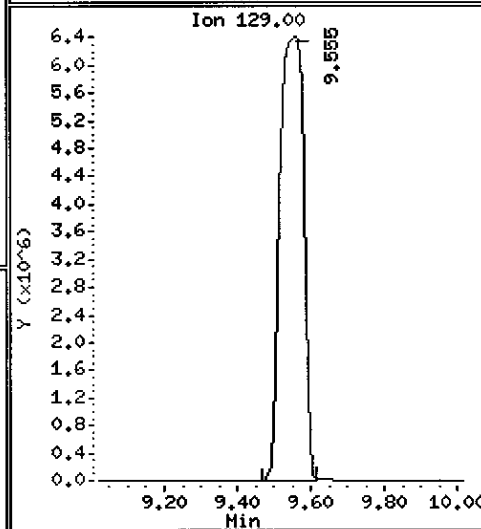
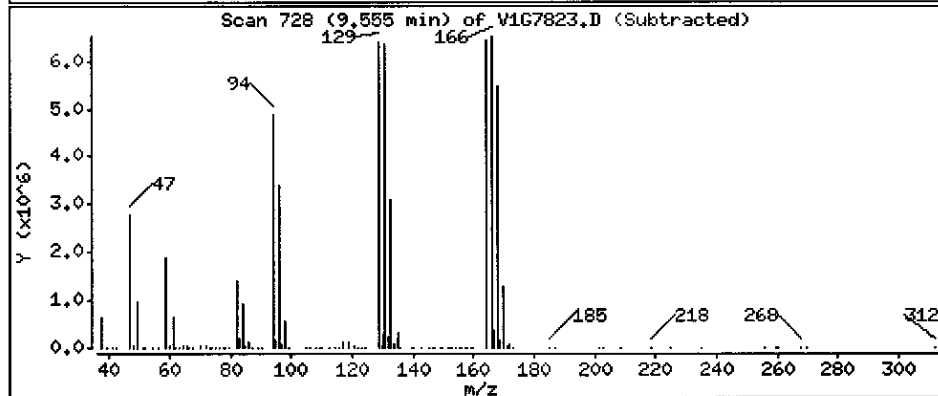
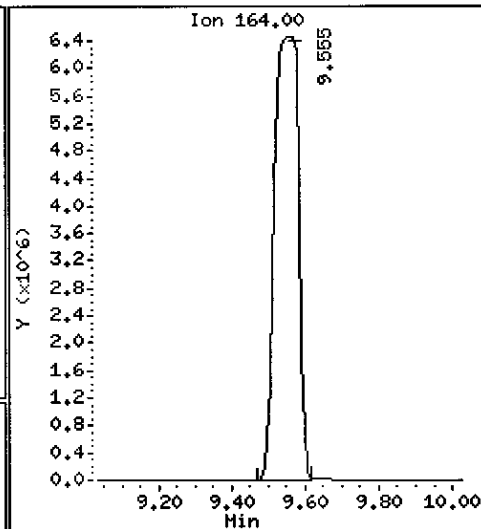
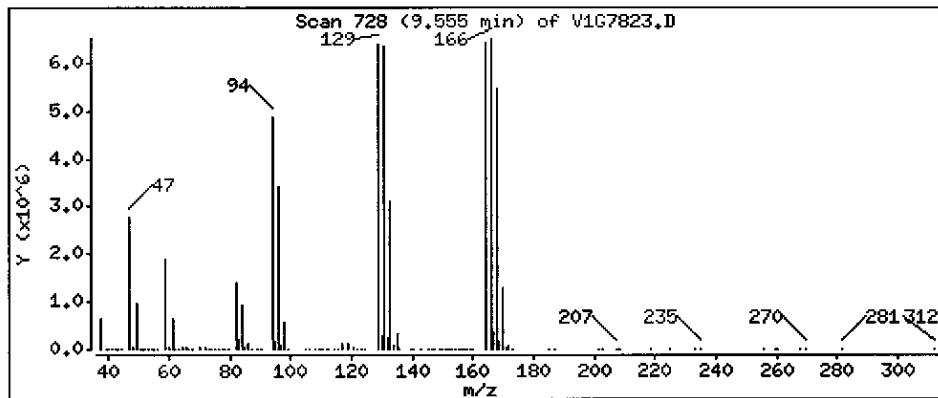
Operator: LG/YD

Column phase: DB-624

Column diameter: 0.25

37 Tetrachloroethene

Concentration: 12000 ug/Kg



Data File: \\AVOGADRO\ORGANICS\organic\voa\V1.i\050526.B\V1G7823.D

Date : 26-MAY-2005 18:47

Client ID: B-840

Instrument: V1.i

Sample Info: ,D0603-01A,,18283,

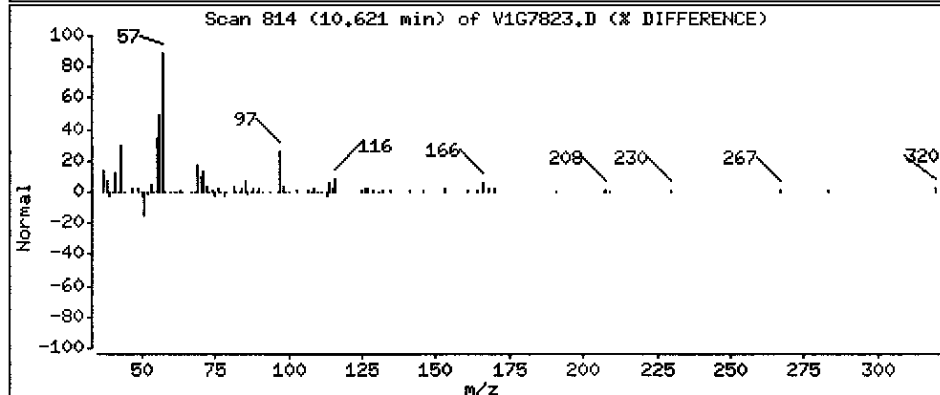
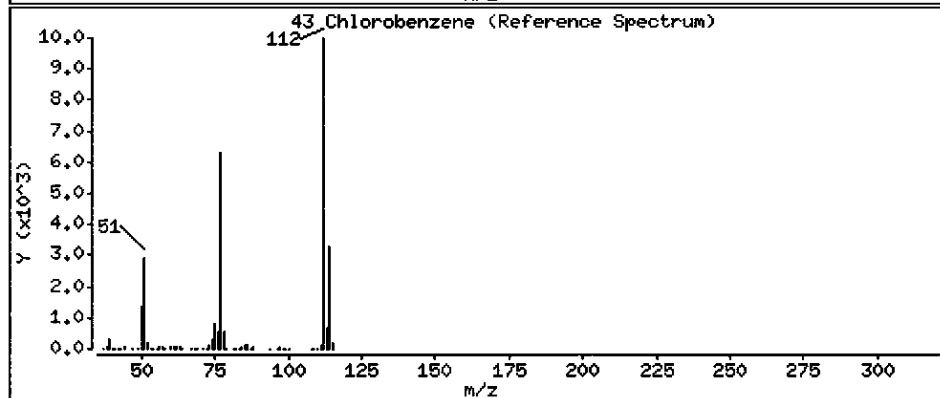
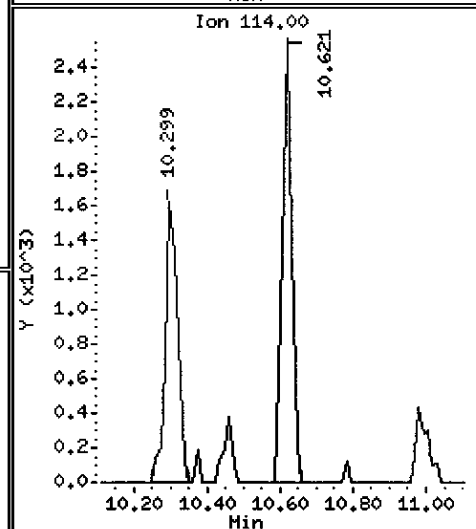
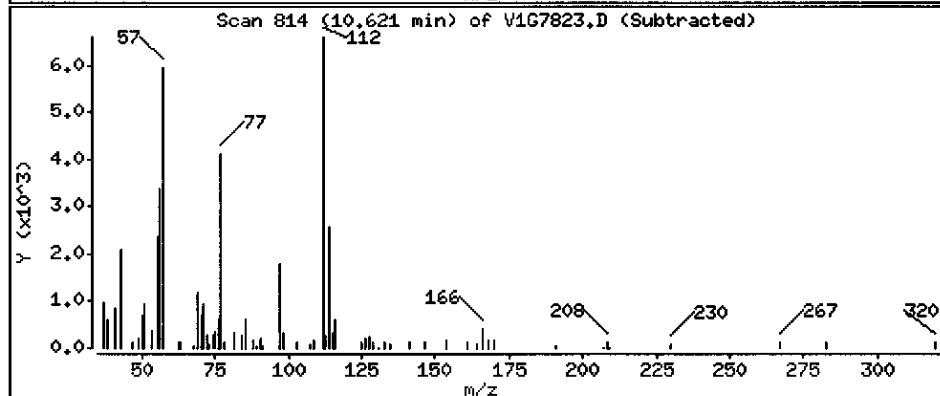
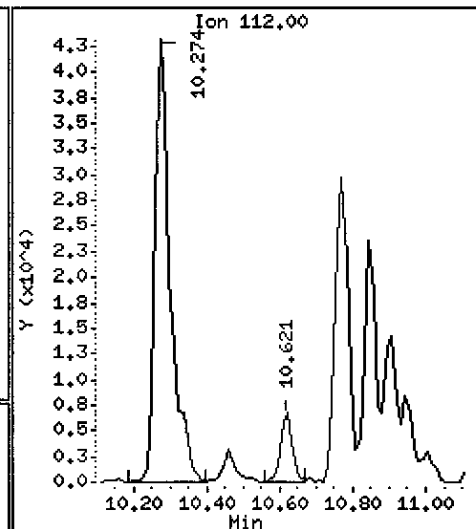
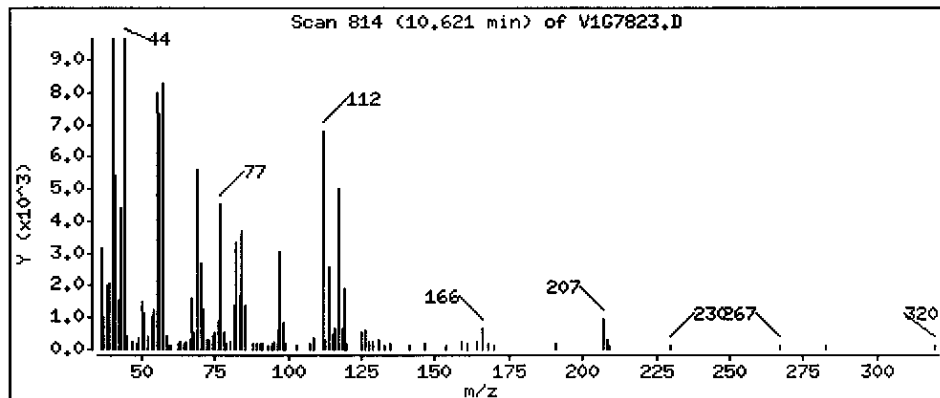
Operator: LG/YD

Column phase: DB-624

Column diameter: 0.25

43 Chlorobenzene

Concentration: 2 ug/Kg



Data File: \\AVOGADRO\ORGANICS\organic\voa\V1.i\050526.B\V1G7823.D

Date : 26-MAY-2005 18:47

Client ID: B-840

Instrument: V1.i

Sample Info: ,D0603-01A,,18283,

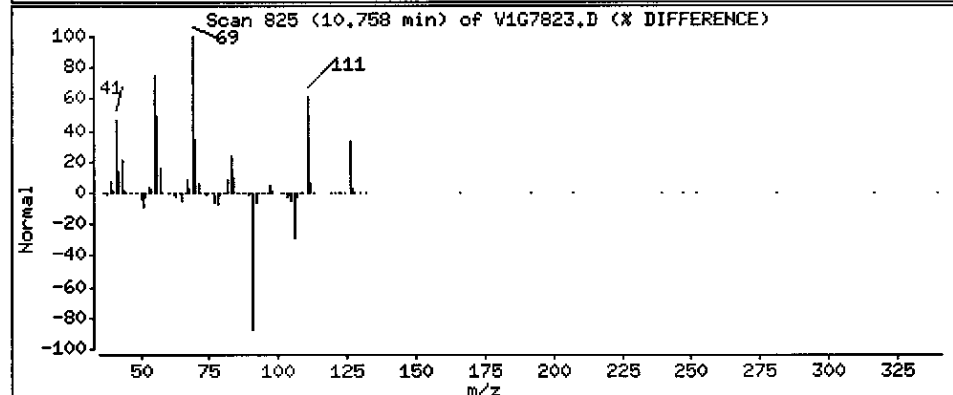
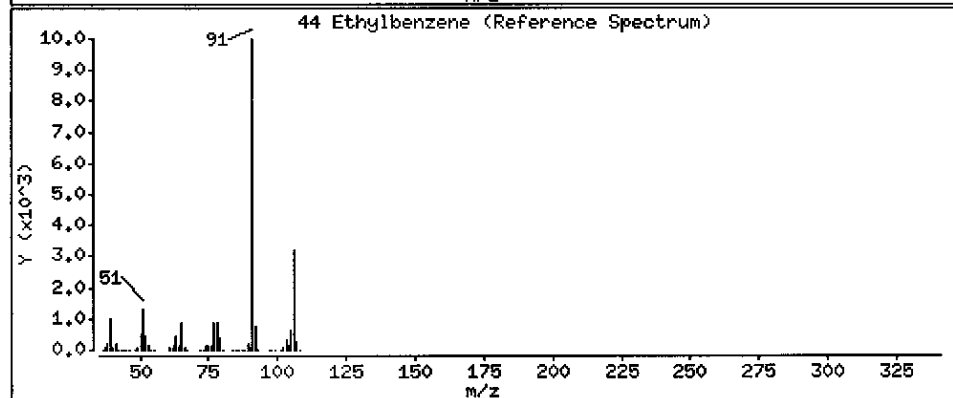
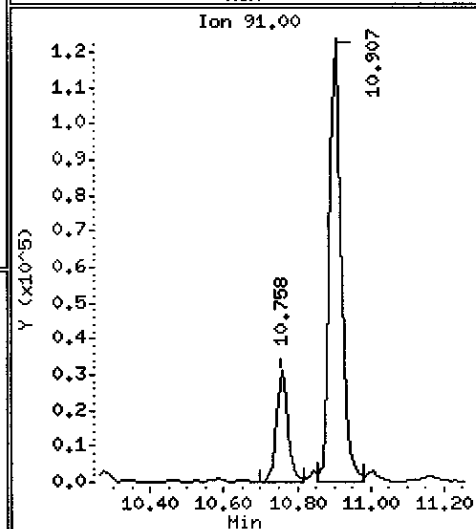
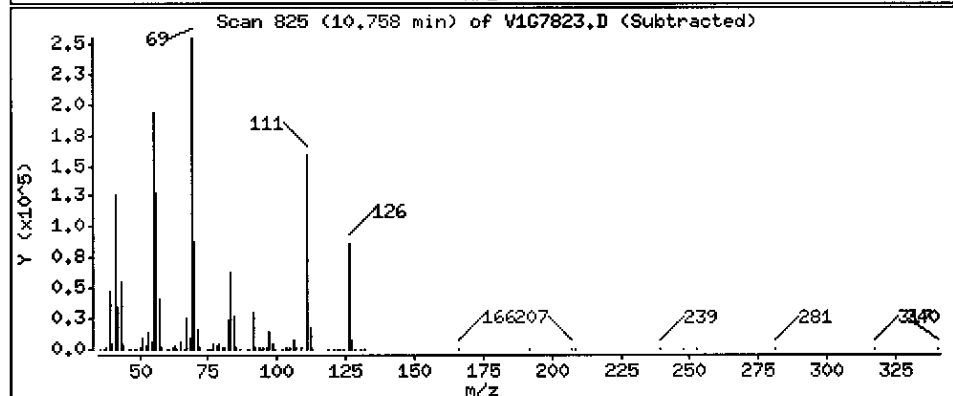
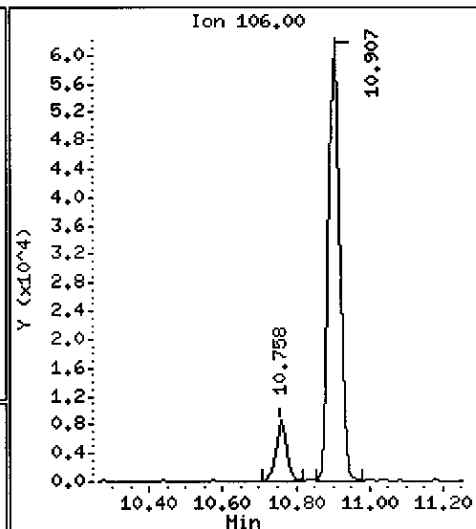
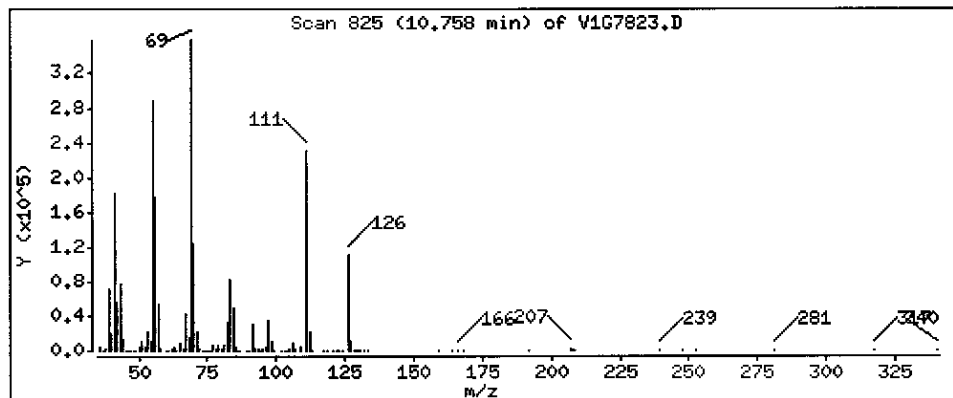
Operator: LG/YD

Column phase: DB-624

Column diameter: 0.25

44 Ethylbenzene

Concentration: 4 ug/Kg



Data File: \\AVOGADRO\ORGANICS\organic\voa\W1.i\050526.B\W1G7823.D

Date : 26-MAY-2005 18:47

Client ID: B-840

Instrument: W1.i

Sample Info: ,D0603-01A,,18283,

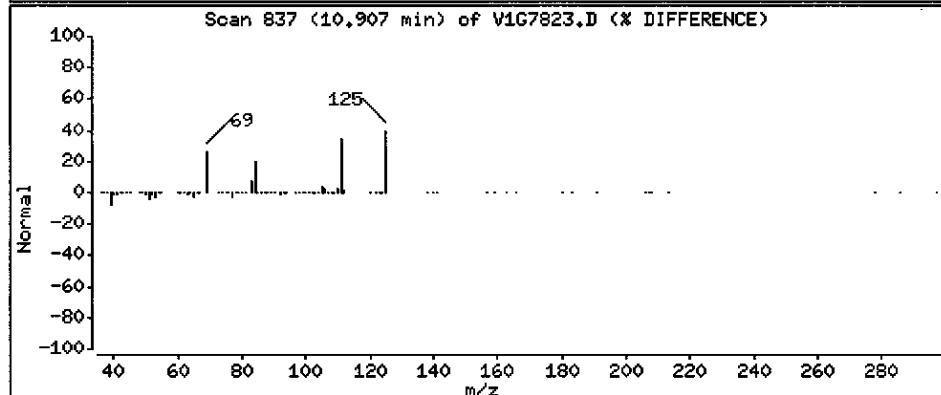
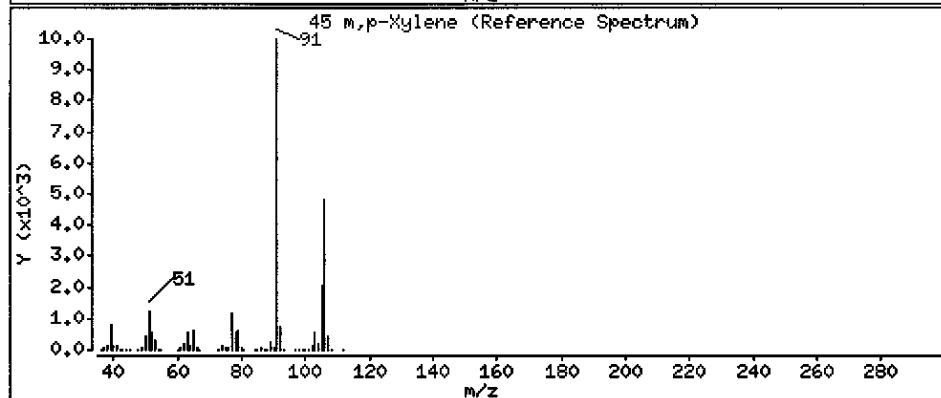
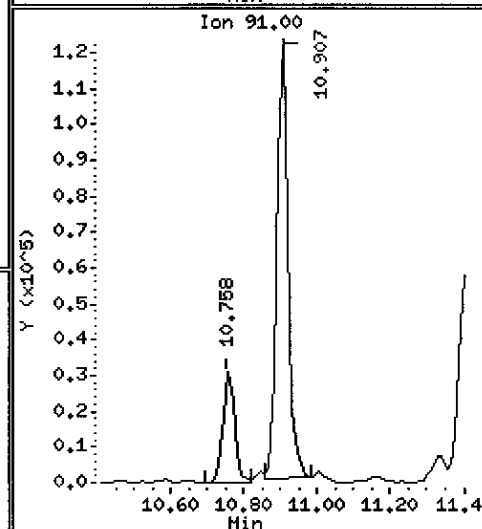
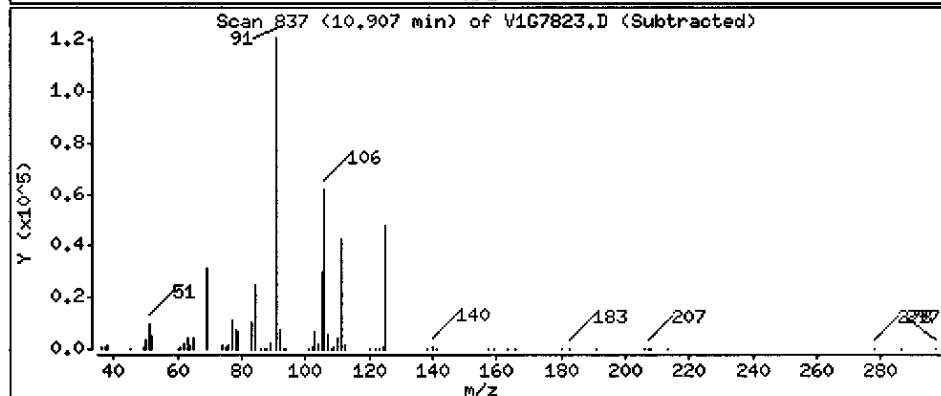
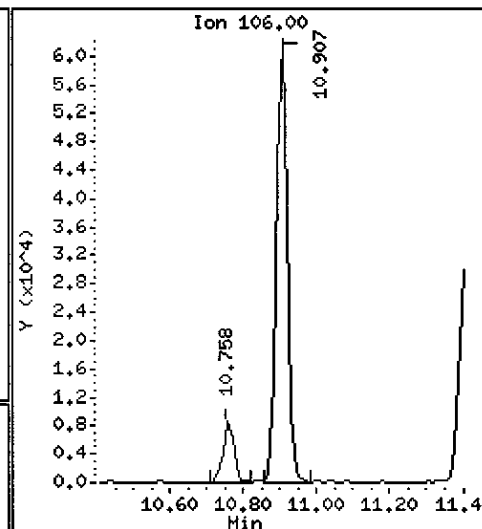
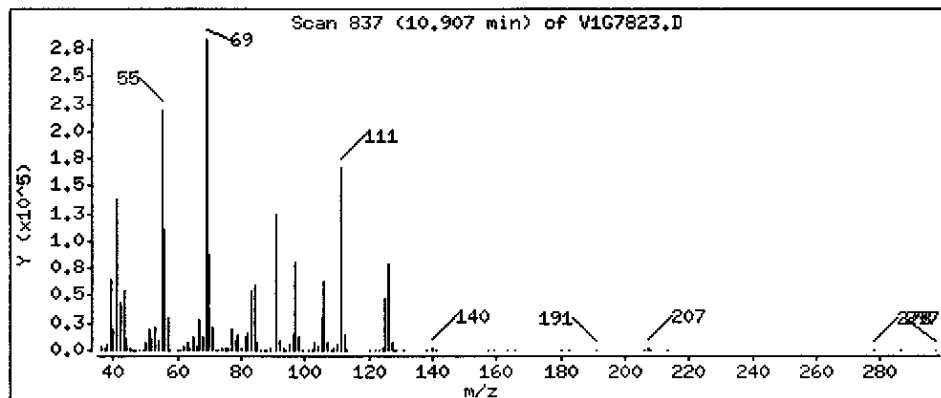
Operator: LG/YD

Column phase: DB-624

Column diameter: 0.25

45 m,p-Xylene

Concentration: 25 ug/Kg



Data File: \\AVOGADRO\ORGANICS\organic\voa\V1.i\050526.B\V1G7823.D

Date : 26-MAY-2005 18:47

Client ID: B-840

Instrument: V1.i

Sample Info: ,D0603-01A,,18283,

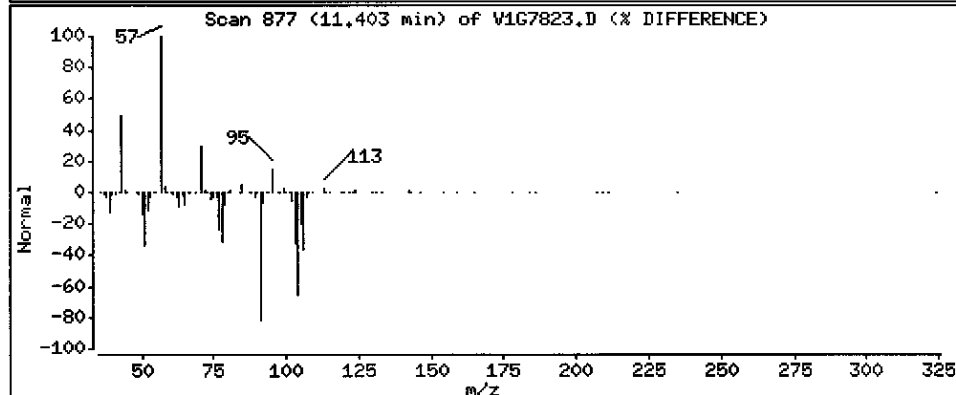
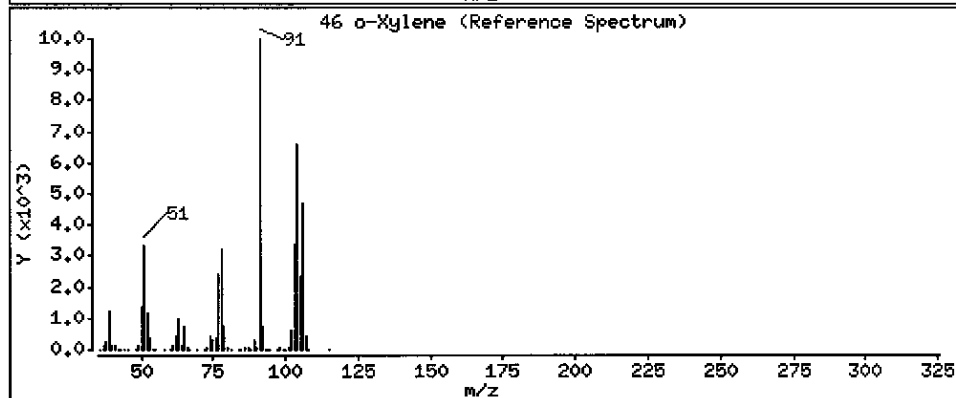
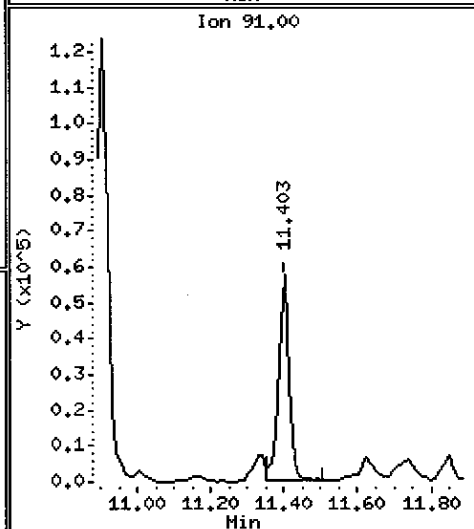
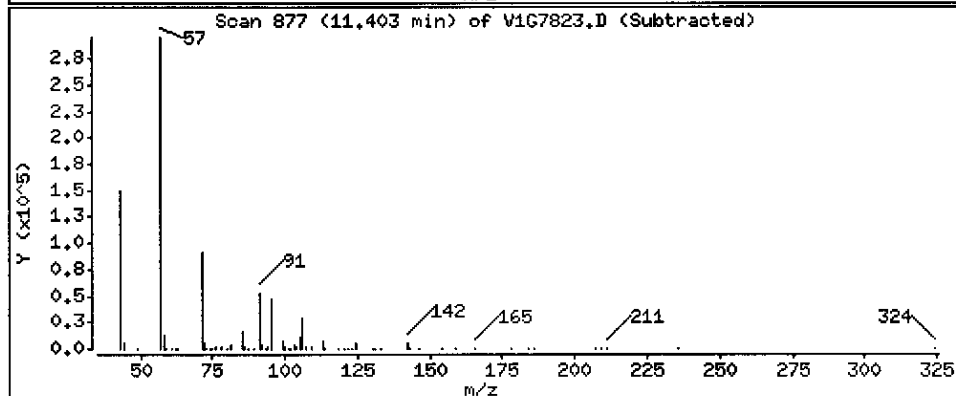
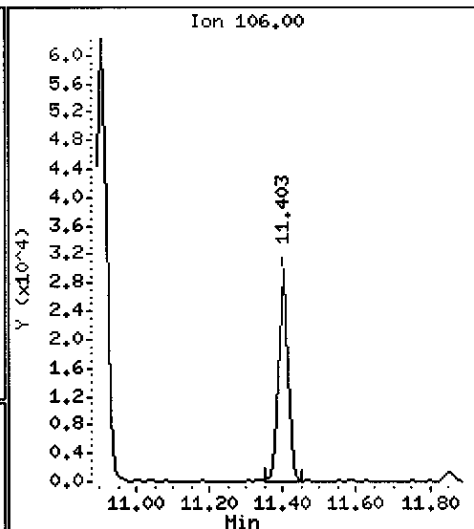
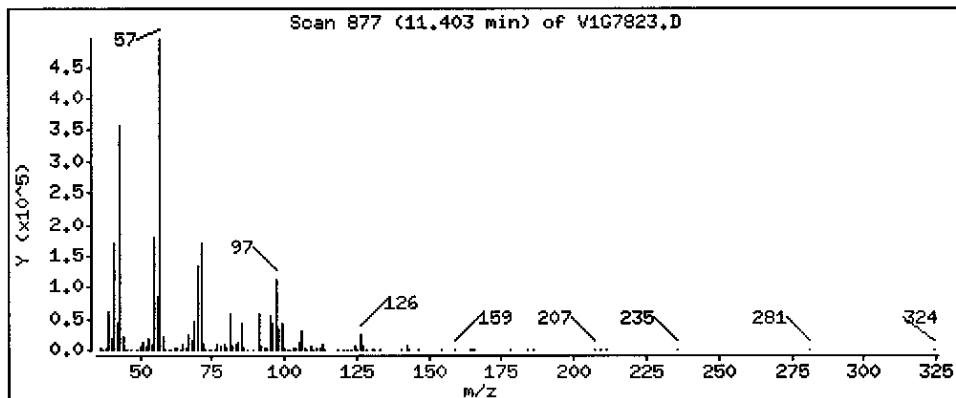
Operator: LG/YD

Column phase: DB-624

Column diameter: 0.25

46 o-Xylene

Concentration: 11 ug/Kg





Data File: \\AVOGADRO\ORGANICS\organic\voa\V1.1\050526.B\V1G7823.D

Date : 26-MAY-2005 18:47

Client ID: B-840

Instrument: V1.1

Sample Info: ,D0603-01A,,18283,

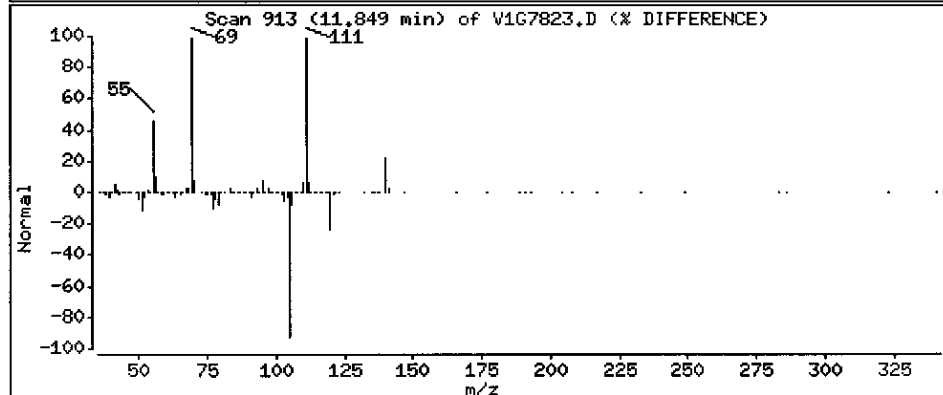
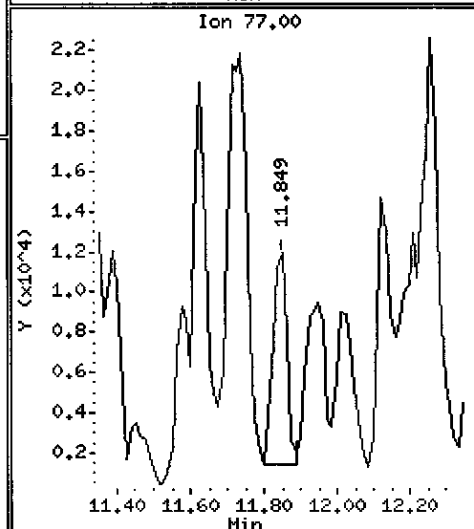
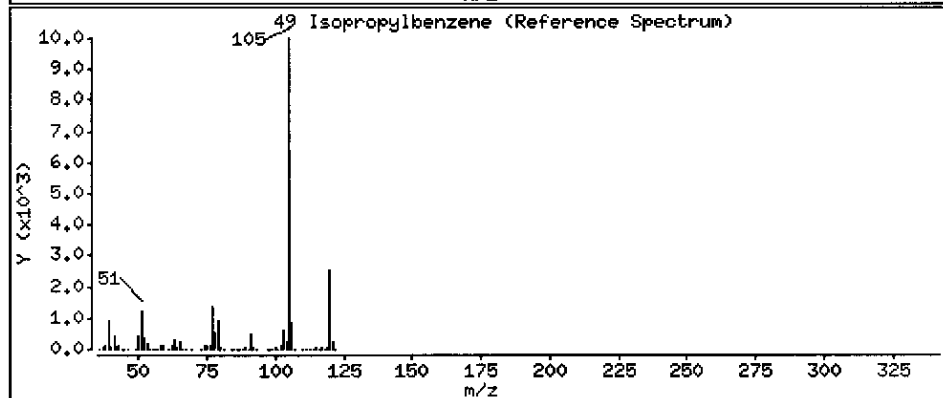
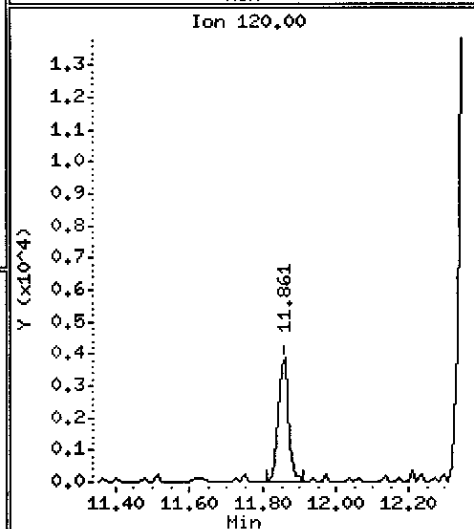
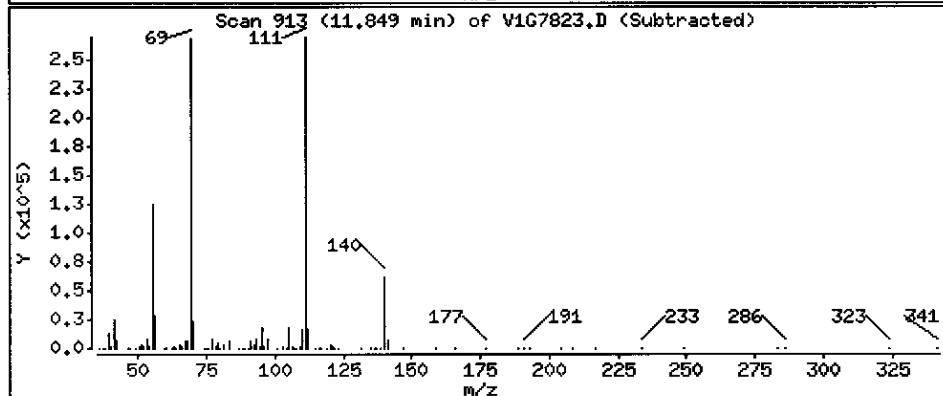
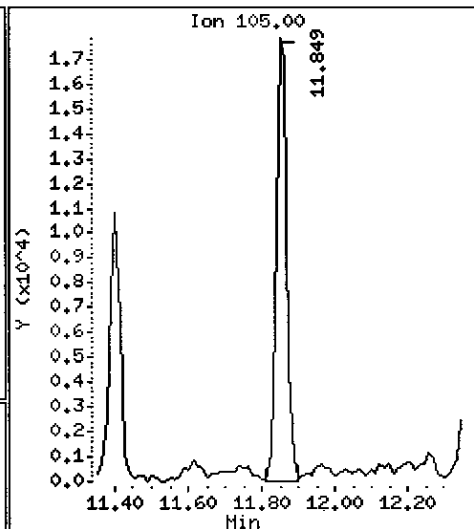
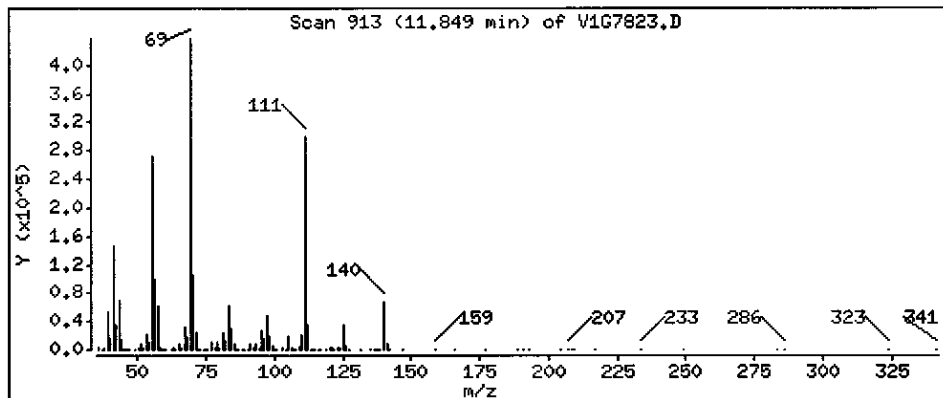
Operator: LG/YD

Column phase: DB-624

Column diameter: 0.25

49 Isopropylbenzene

Concentration: 3 ug/Kg



Data File: \\AVOGADRO\ORGANICS\organic\voa\V1.i\050526.B\167823.D

Date : 26-MAY-2005 18:47

Client ID: B-840

Instrument: V1.i

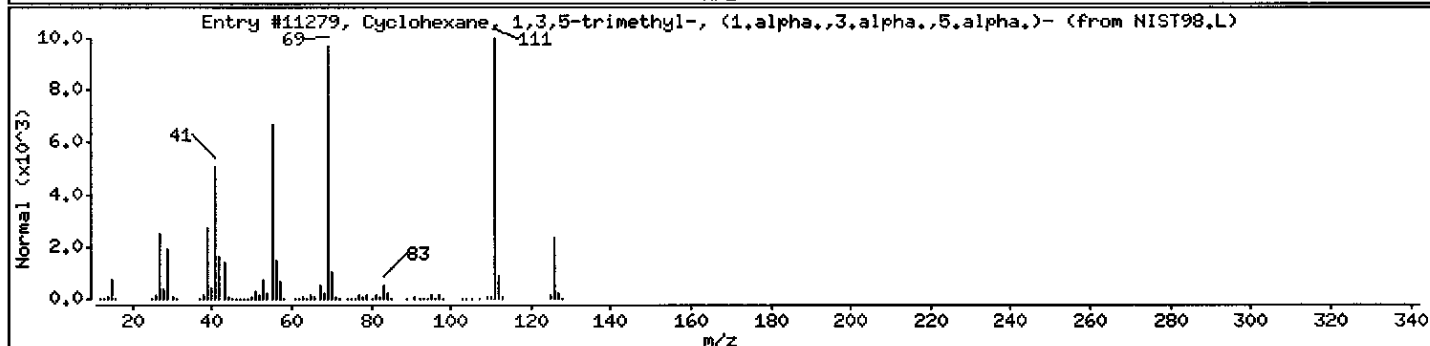
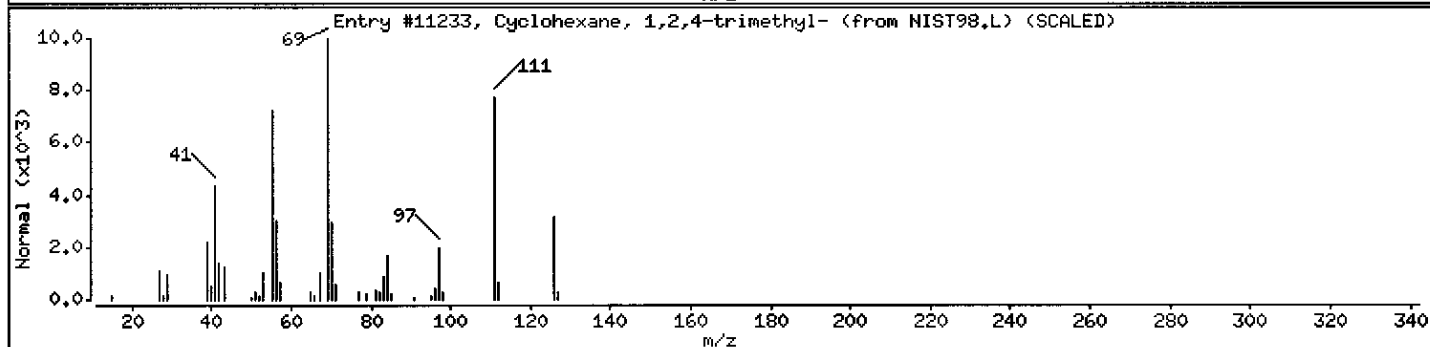
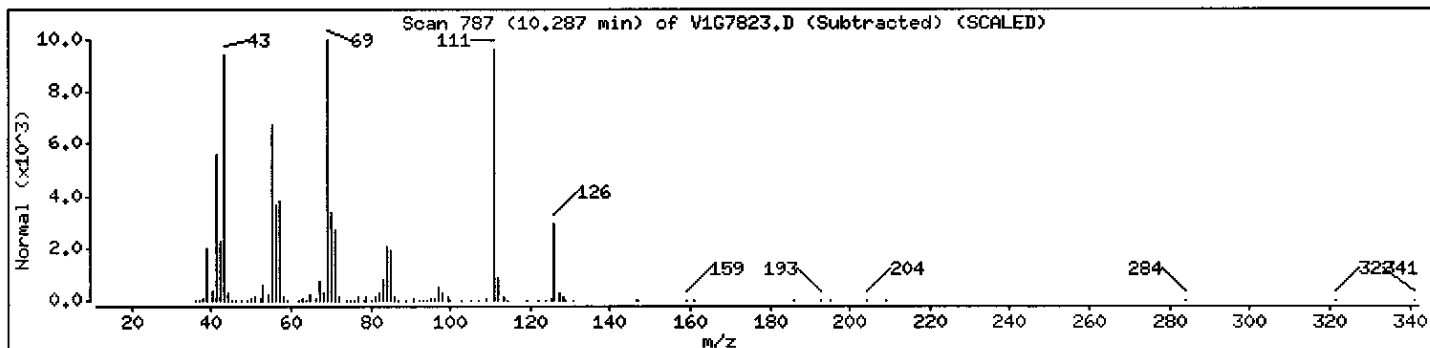
Sample Info: ,D0603-01A,,18283,

Operator: LG/YD

Column phase: DB-624

Column diameter: 0.25

Library Search Compound Match	CAS Number	Library	Entry	Quality	Formula	Weight
Unknown						
Cyclohexane, 1,2,4-trimethyl-	2234-75-5	NIST98.L	11233	81	C9H18	126
Cyclohexane, 1,3,5-trimethyl-, (1.alpha.,	1795-27-3	NIST98.L	11279	68	C9H18	126



Data File: \\AVOCADRO\ORGANICS\organic\voa\V1.i\050526.B\V1G7823.D

Date : 26-MAY-2005 18:47

Client ID: B-840

Instrument: V1.i

Sample Info: ,D0603-01A,,18283,

Operator: LG/YD

Column phase: DB-624

Column diameter: 0.25

Library Search Compound Match

Straight-chain Alkane

Nonane

CAS Number

Library

Entry

Quality

Formula

Weight

111-84-2

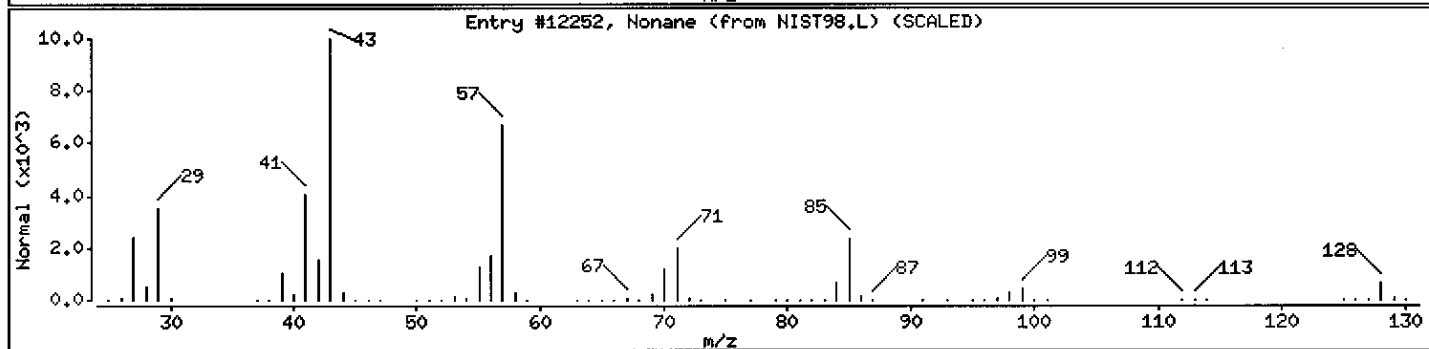
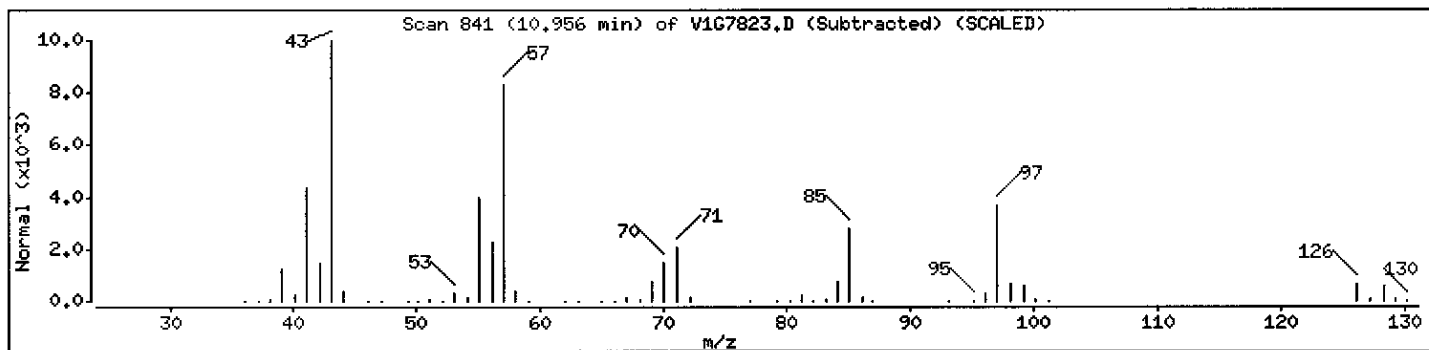
NIST98.L

12252

94

C<sub>9</sub>H<sub>20</sub>

128



Date : 26-MAY-2005 18:47

Client ID: B-840

Instrument: V1.i

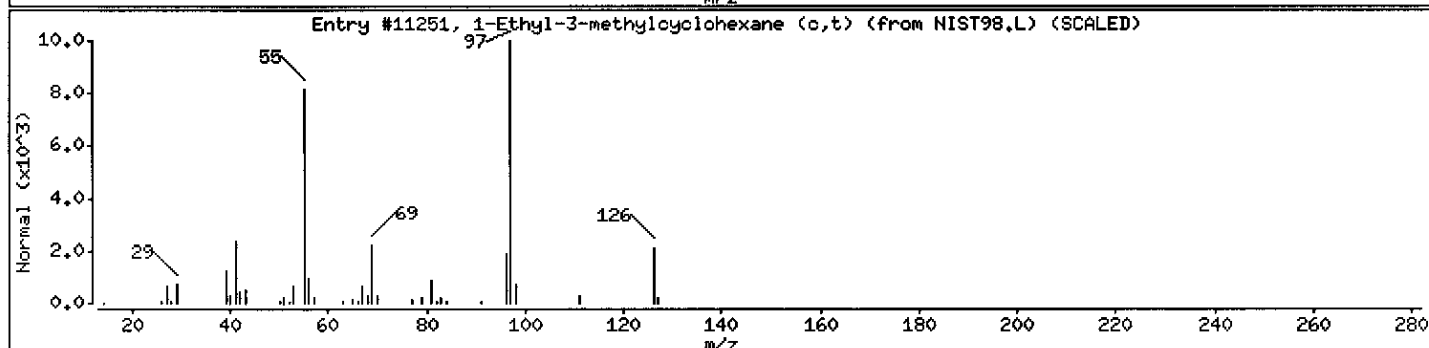
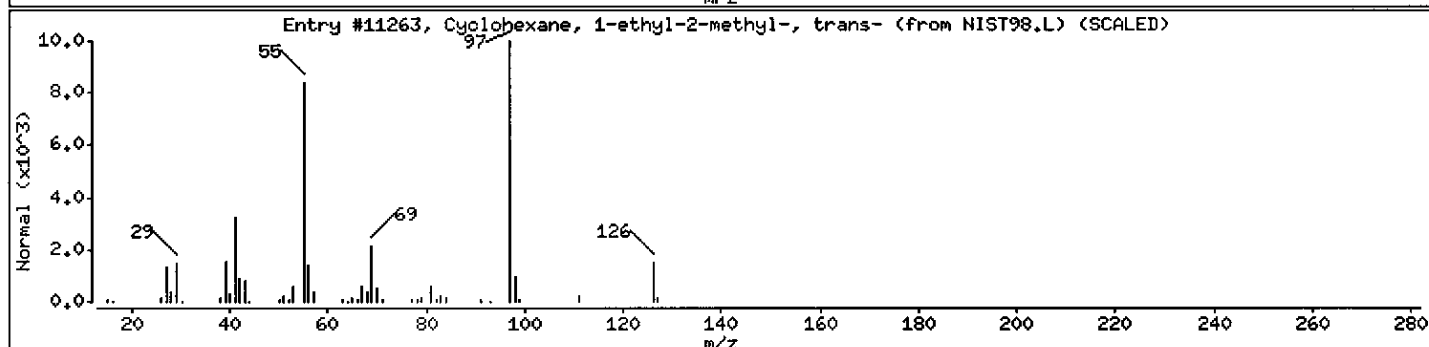
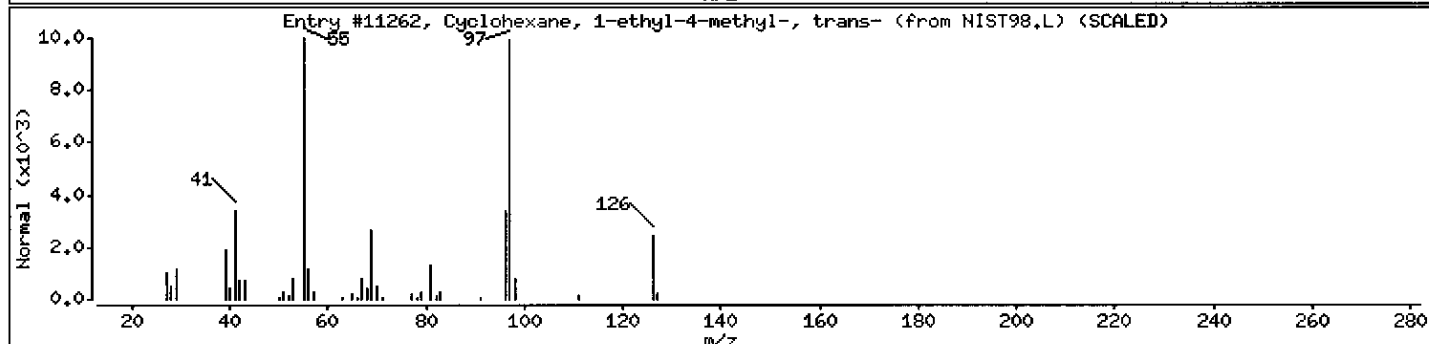
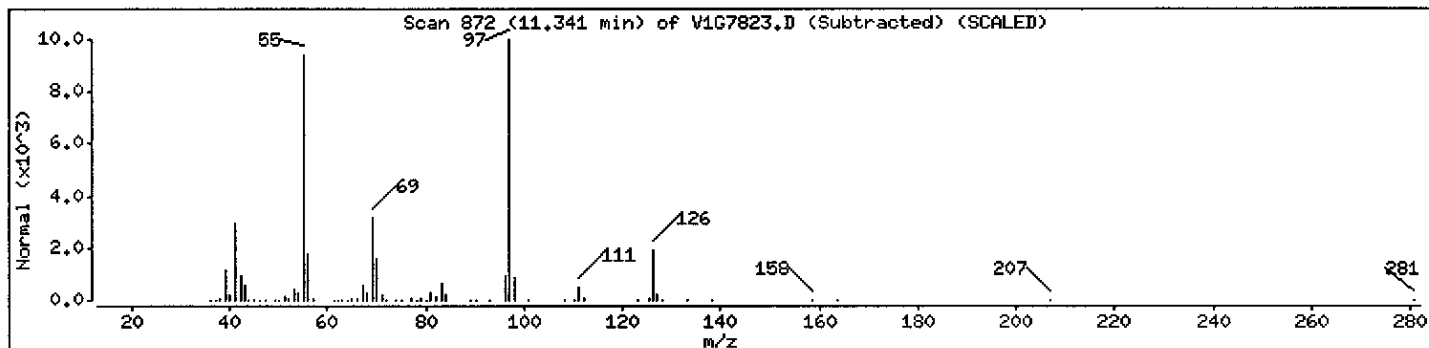
Sample Info: ,D0603-01A,,18283,

Operator: LG/YD

Column phase: DB-624

Column diameter: 0.25

Library Search Compound Match	CAS Number	Library	Entry	Quality	Formula	Weight
Unknown						
Cyclohexane, 1-ethyl-4-methyl-, trans-	6236-88-0	NIST98.L	11262	80	C9H18	126
Cyclohexane, 1-ethyl-2-methyl-, trans-	4923-78-8	NIST98.L	11263	80	C9H18	126
1-Ethyl-3-methylcyclohexane (c,t)	3728-55-0	NIST98.L	11251	80	C9H18	126



Data File: \\AVOGADRO\ORGANICS\organic\voa\V1.i\050526.B\V1G7823.D

Date : 26-MAY-2005 18:47

Client ID: B-840

Instrument: V1.i

Sample Info: ,D0603-01A,,18283,

Operator: LG/YD

Column phase: DB-624

Column diameter: 0.25

Library Search Compound Match

CAS Number

Library

Entry

Quality

Formula

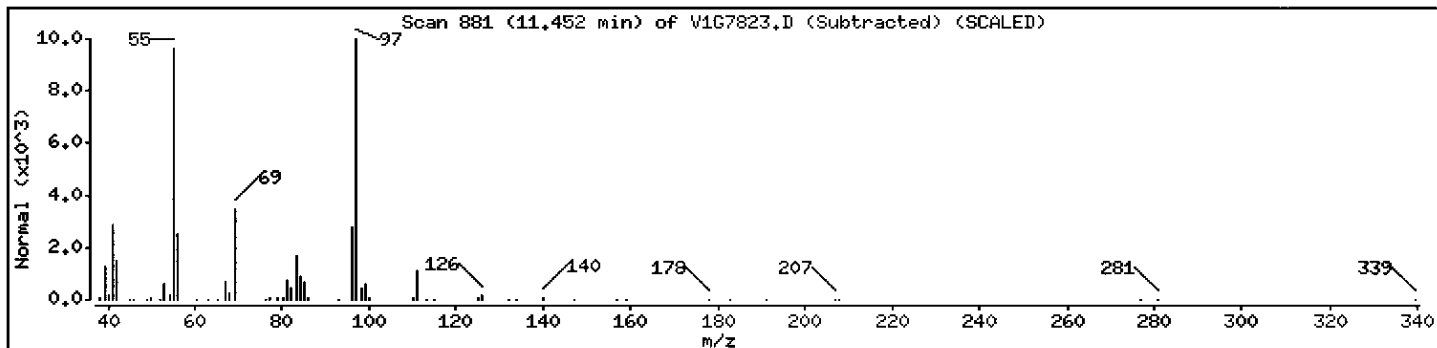
Weight

Unknown

0

0

0



Data File: \\AVOGADRO\ORGANICS\organic\voa\V1.i\050526.B\VI67823.D

Date : 26-MAY-2005 18:47

Client ID: B-840

Instrument: V1.i

Sample Info: ,D0603-01A,,18283,

Operator: LG/YD

Column phase: DB-624

Column diameter: 0.25

Library Search Compound Match

CAS Number

Library

Entry

Quality

Formula

Weight

Unknown

Nonane, 3-methyl-

5911-04-6

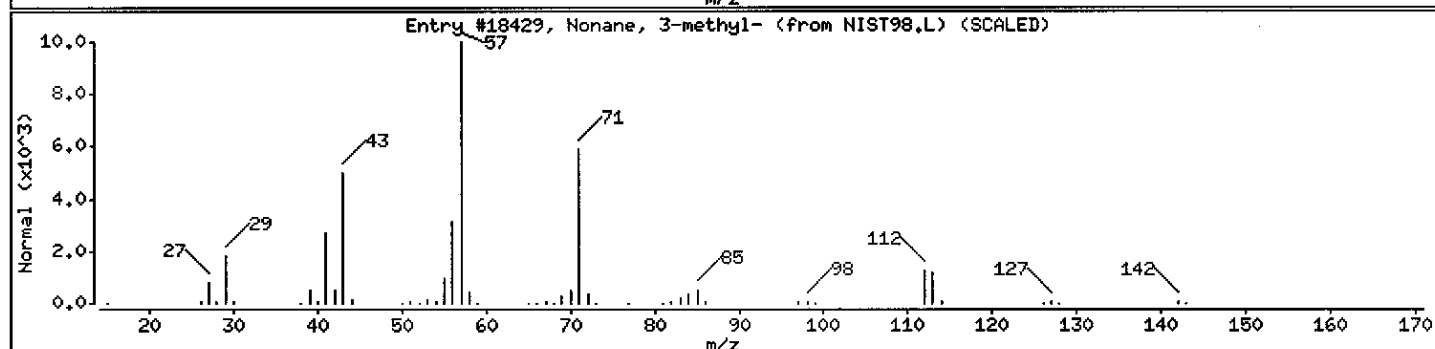
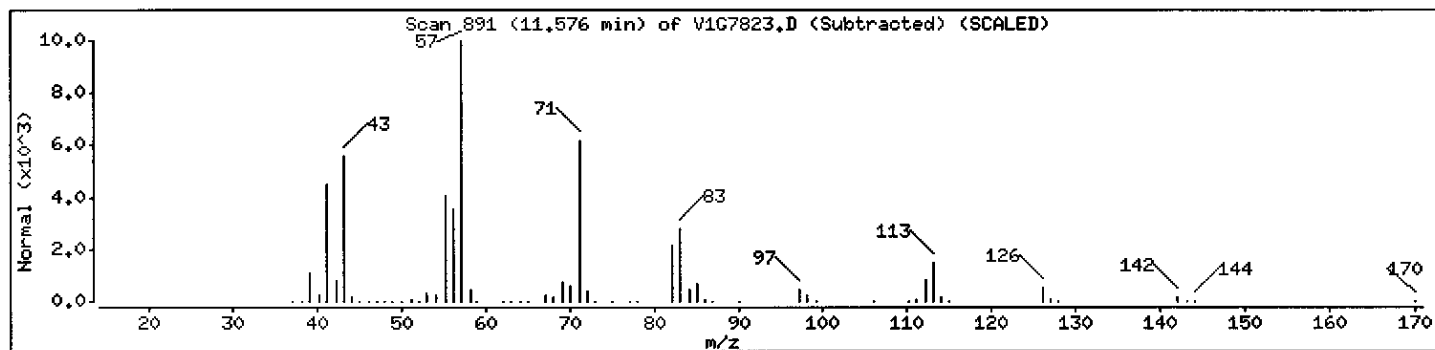
NIST98.L

18429

78

C<sub>10</sub>H<sub>22</sub>

142



Data File: \\AVOGADRO\ORGANICS\organic\voa\VI.i\050526.B\VI67823.D

Date : 26-MAY-2005 18:47

Client ID: B-840

Instrument: VI.i

Sample Info: ,D0603-01A,,18283,

Operator: LG/YD

Column phase: DB-624

Column diameter: 0.25

Library Search Compound Match

CAS Number

Library

Entry

Quality

Formula

Weight

Unknown

Pentalene, octahydro-2-methyl-

3868-64-2

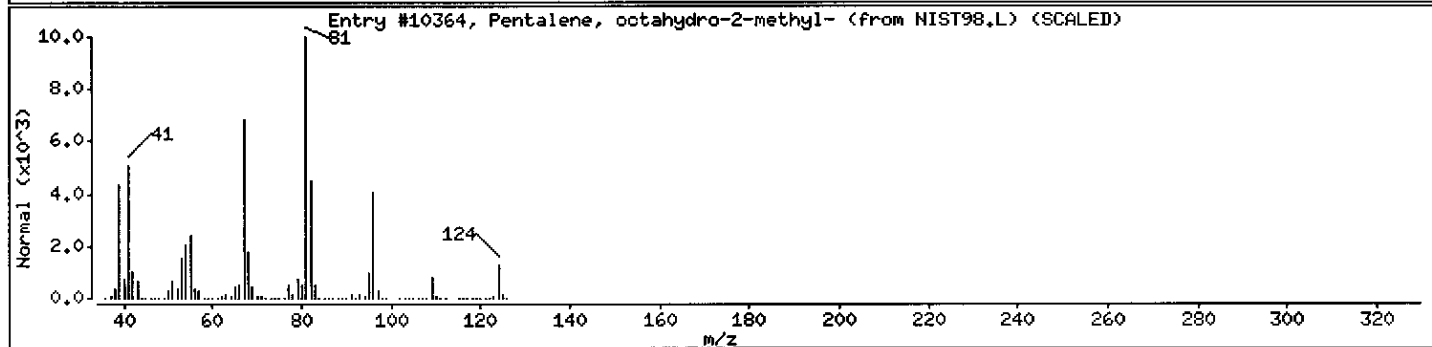
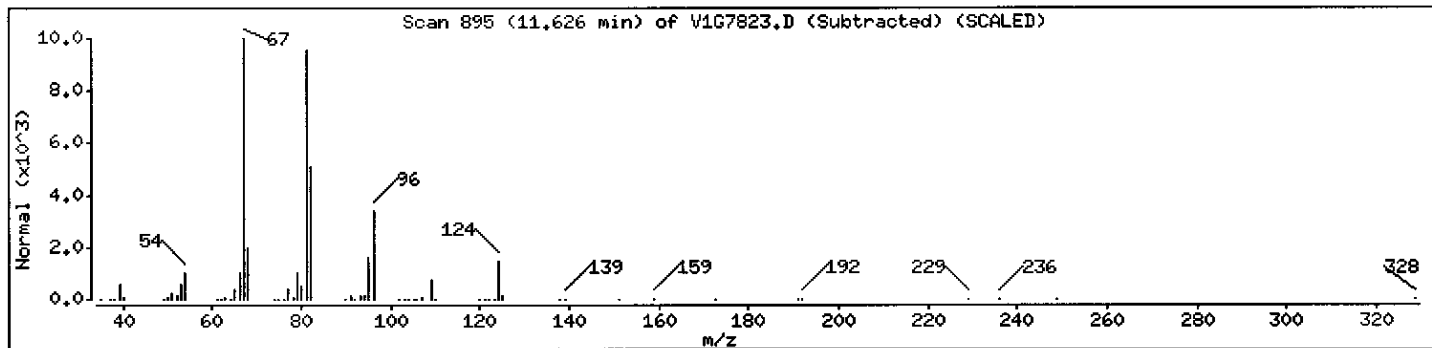
NIST98.L

10364

74

C9H16

124



Data File: \\AVOGADRO\ORGANICS\organic\voa\V1.i\050526.B\V1G7823.D

Date : 26-MAY-2005 18:47

Client ID: B-840

Instrument: V1.i

Sample Info: ,D0603-01A,,18283,

Operator: LG/YD

Column phase: DB-624

Column diameter: 0.25

Library Search Compound Match

CAS Number

Library

Entry

Quality

Formula

Weight

Cyclic Alkane

1678-92-8

NIST98.L

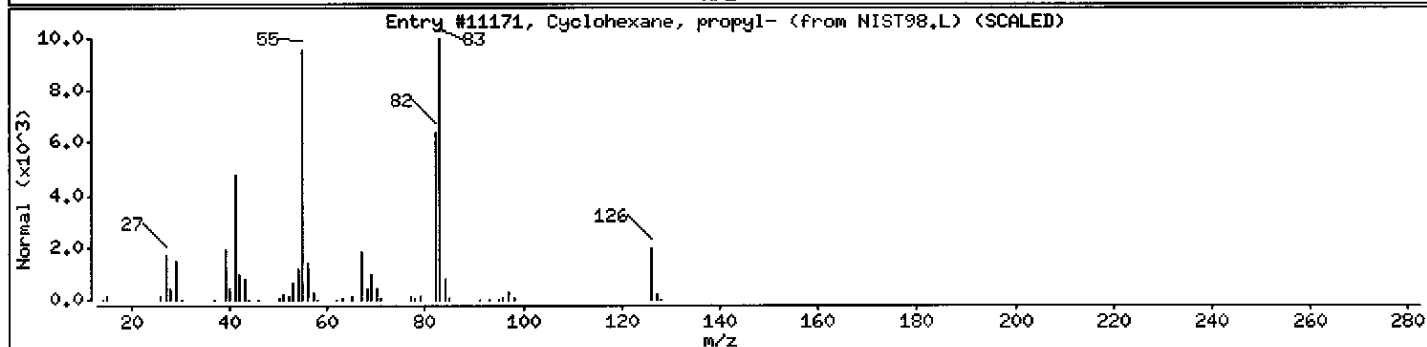
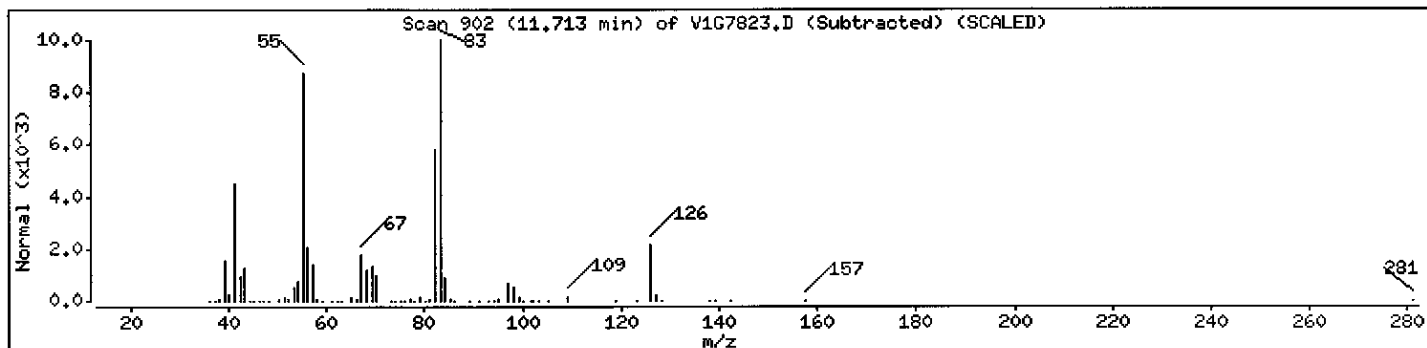
11171

90

C9H18

126

Cyclohexane, propyl-





Data File: \\AVOGADRO\ORGANICS\organic\voa\V1.i\050526,B\167823.D

Date : 26-MAY-2005 18:47

Client ID: B-840

Instrument: V1.i

Sample Info: ,D0603-01A,,18283,

Operator: LG/YD

Column phase: DB-624

Column diameter: 0,25

Library Search Compound Match

CAS Number

Library

Entry

Quality

Formula

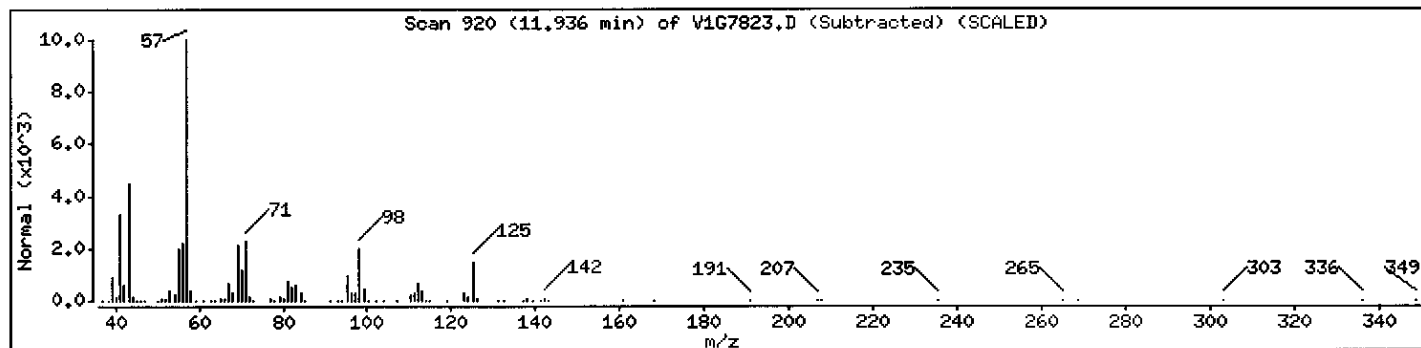
Weight

Unknown

0

0

0



Data File: \\AVOCADRO\ORGANICS\organic\voa\V1.i\050526.B\V1G7823.D

Date : 26-MAY-2005 18:47

Client ID: B-840

Instrument: V1.i

Sample Info: ,D0603-01A,,18283,

Operator: LG/YD

Column phase: DB-624

Column diameter: 0,25

Library Search Compound Match

CAS Number

Library

Entry

Quality

Formula

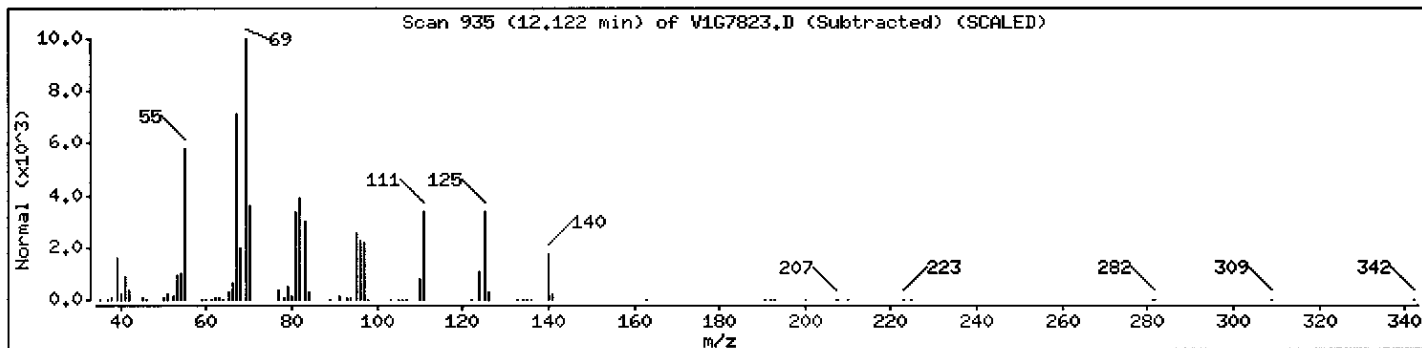
Weight

Unknown

0

0

0



Data File: \\AVOCADRO\ORGANICS\organic\voa\V1.i\050526.B\167823.D

Date : 26-MAY-2005 18:47

Client ID: B-840

Instrument: V1.i

Sample Info: ,D0603-01A,,18283,

Operator: LG/YD

Column phase: DB-624

Column diameter: 0.25

Library Search Compound Match

Unknown

Nonane, 3-methyl-

Octane, 3,6-dimethyl-

CAS Number

Library

Entry

Quality

Formula

Weight

5911-04-6

NIST98.L

18432

83

C10H22

142

15869-94-0

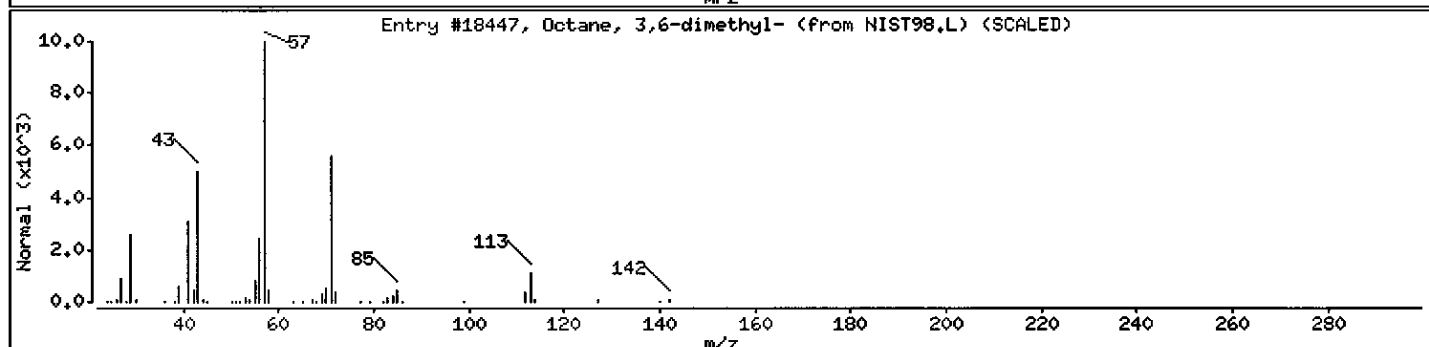
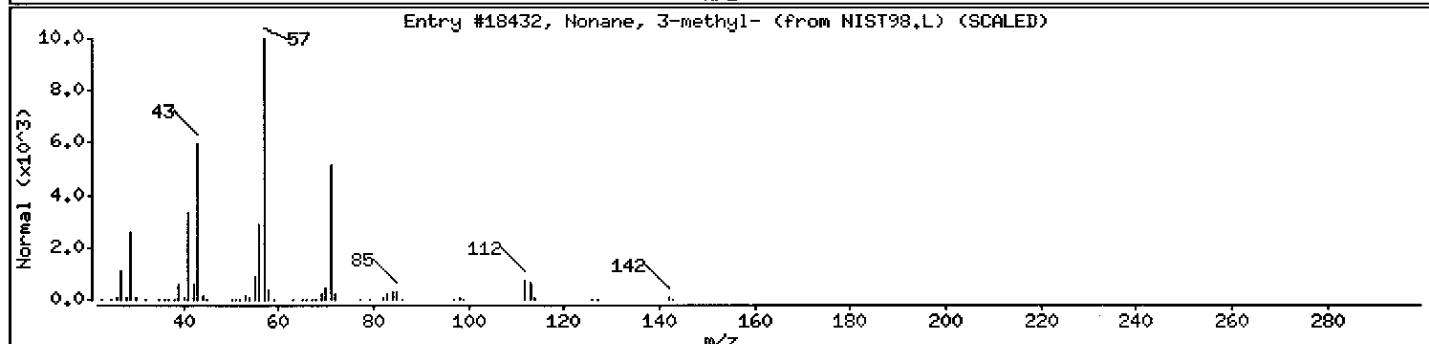
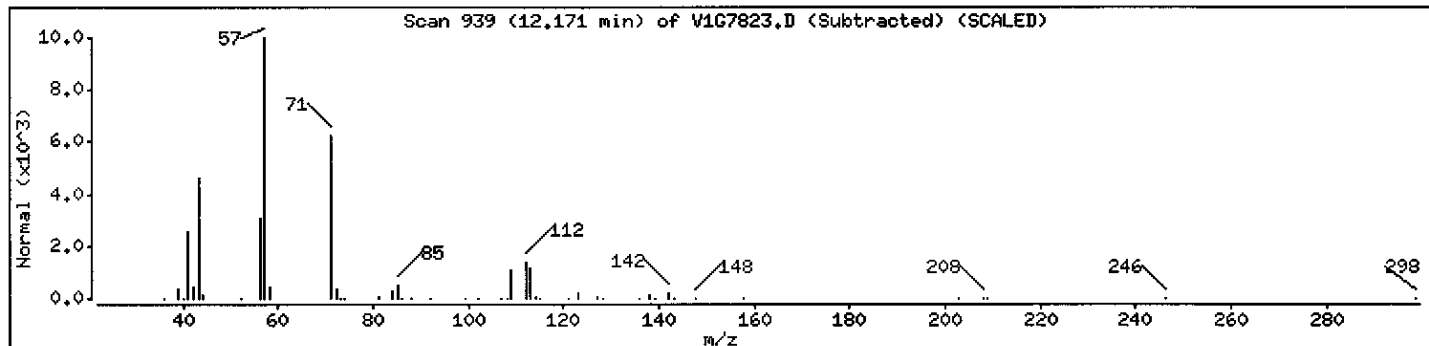
NIST98.L

18447

81

C10H22

142



Data File: \\AVOGADRO\ORGANICS\organic\voa\V1.i\050526.B\V1G7823.D

Date : 26-MAY-2005 18:47

Client ID: B-840

Instrument: V1.i

Sample Info: ,D0603-01A,,18283,

Operator: LG/YD

Column phase: DB-624

Column diameter: 0.25

Library Search Compound Match

CAS Number

Library

Entry

Quality

Formula

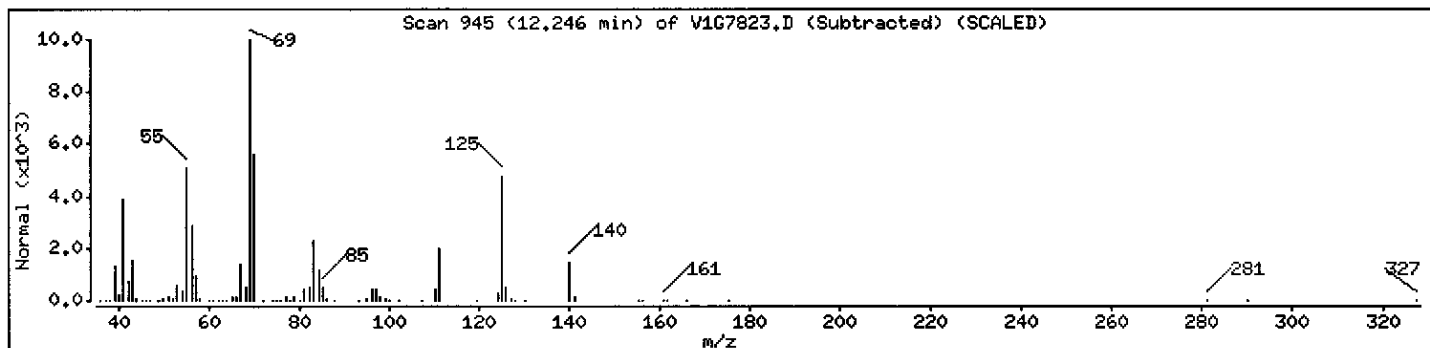
Weight

Unknown

0

0

0



Data File: \\AVOGADRO\ORGANICS\organic\voa\V1.i\050526.B\VI67823.D

Date : 26-MAY-2005 18:47

Client ID: B-840

Instrument: V1.i

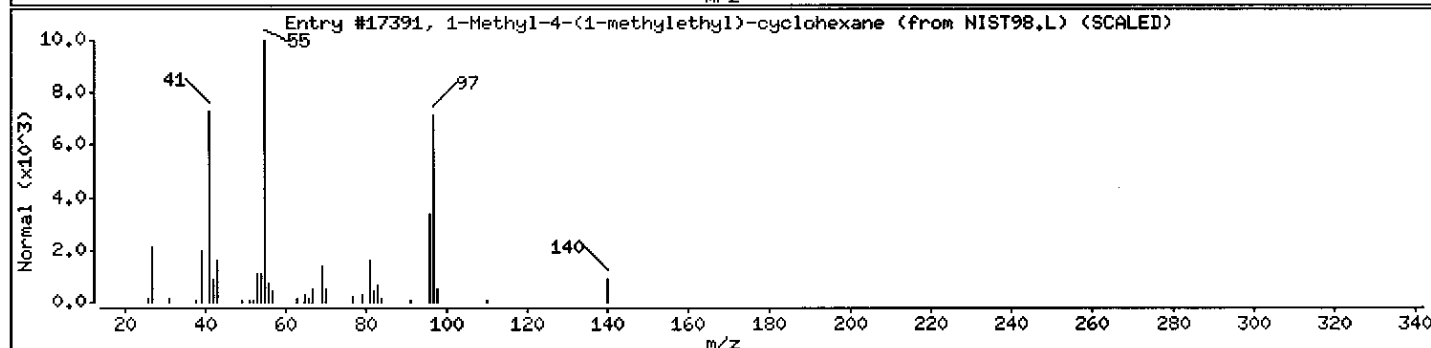
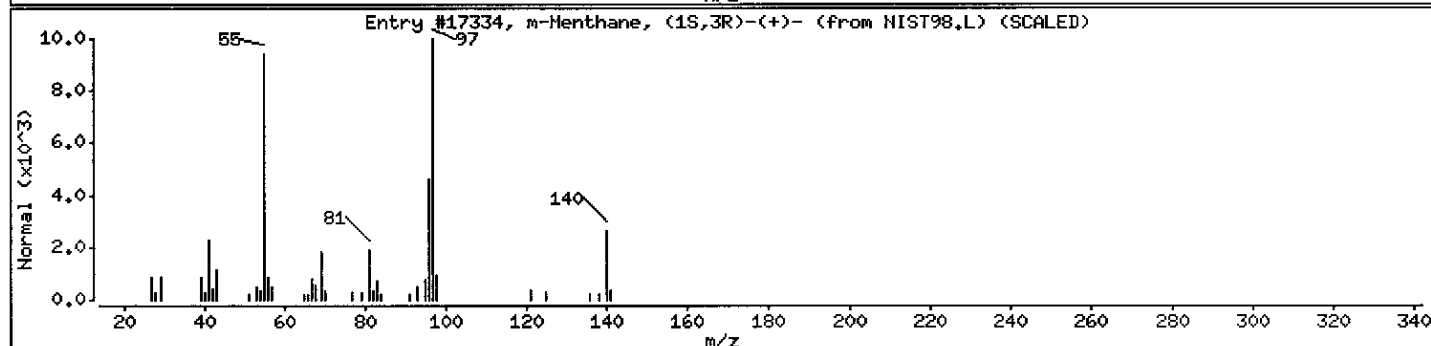
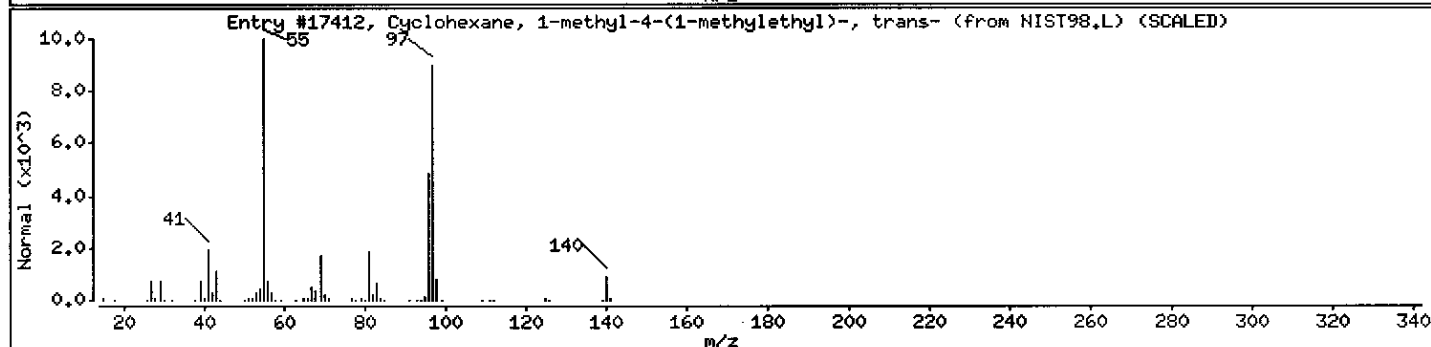
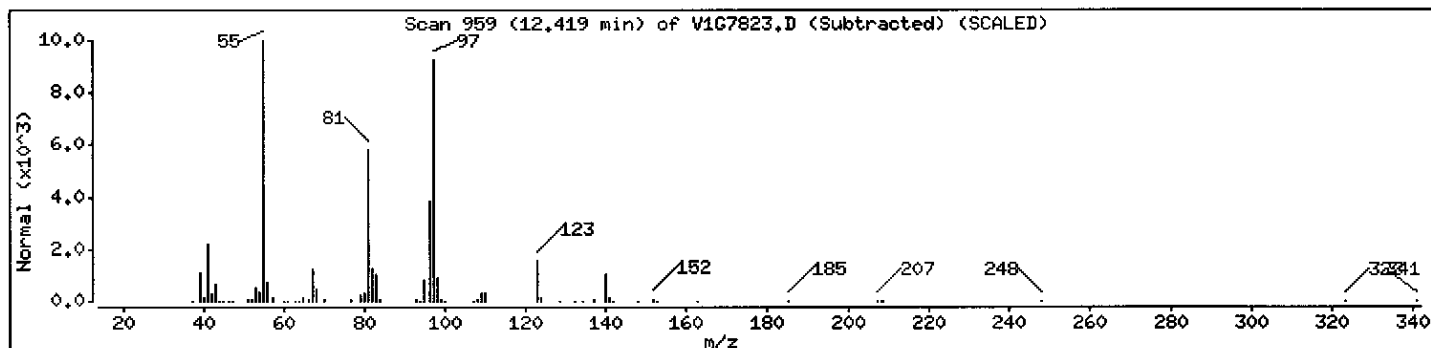
Sample Info: ,D0603-01A,,18283,

Operator: LG/YD

Column phase: DB-624

Column diameter: 0.25

Library Search Compound Match	CAS Number	Library	Entry	Quality	Formula	Weight
Cyclic Alkane						
Cyclohexane, 1-methyl-4-(1-methylethyl)-	1678-82-6	NIST98.L	17412	87	C10H20	140
m-Menthane, (1S,3R)-(+)-	13837-66-6	NIST98.L	17334	78	C10H20	140
1-Methyl-4-(1-methylethyl)-cyclohexane	99-82-1	NIST98.L	17391	78	C10H20	140



Data File: \\AVOGADRO\ORGANICS\organic\voa\V1.i\050526.B\V1G7823.D

Date : 26-MAY-2005 18:47

Client ID: B-840

Instrument: V1.i

Sample Info: ,D0603-01A,,18283,

Operator: LG/YD

Column phase: DB-624

Column diameter: 0.25

Library Search Compound Match

CAS Number

Library

Entry

Quality

Formula

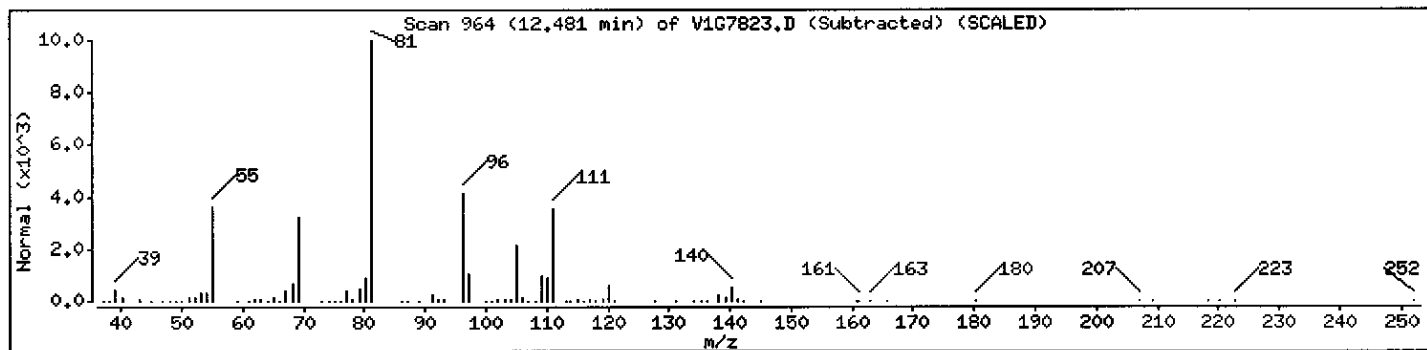
Weight

Unknown

0

0

0



Data File: \\AVOGADRO\ORGANICS\organic\voa\V1.i\050526.B\V1G7823.D

Date : 26-MAY-2005 18:47

Client ID: B-840

Instrument: V1.i

Sample Info: ,D0603-01A,,18283,

Operator: LG/YD

Column phase: DB-624

Column diameter: 0.25

Library Search Compound Match

CAS Number

Library

Entry

Quality

Formula

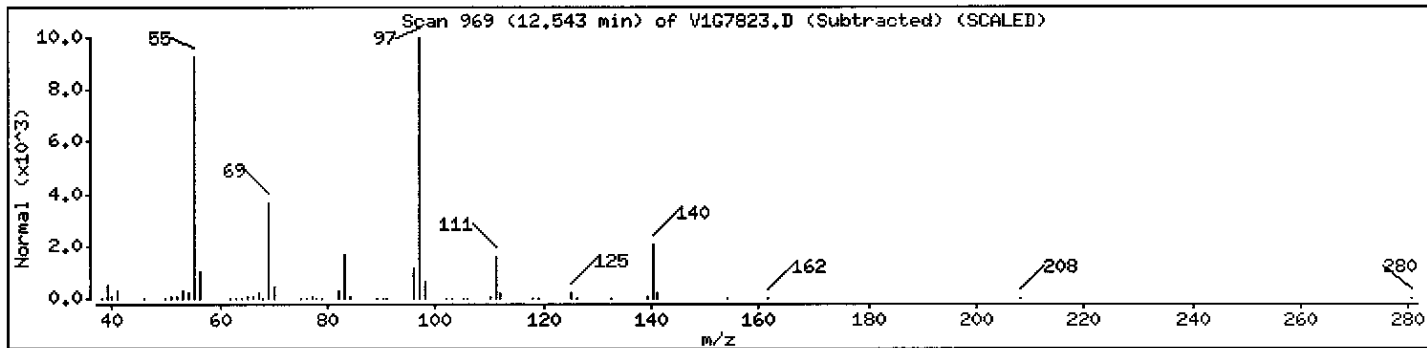
Weight

Unknown

0

0

0



Data File: \\AVOCADRO\ORGANICS\organic\voa\V1.i\050526.B\167823.D

Date : 26-MAY-2005 18:47

Client ID: B-840

Instrument: V1.i

Sample Info: ,D0603-01A,,18283,

Operator: LG/YD

Column phase: DB-624

Column diameter: 0.25

Library Search Compound Match

Straight-chain Alkane

Decane

CAS Number

Library

Entry

Quality

Formula

Weight

124-18-5

NIST98.L

18419

97

C10H22

142

Undecane

1120-21-4

NIST98.L

27118

90

C11H24

156

Tridecane

629-50-5

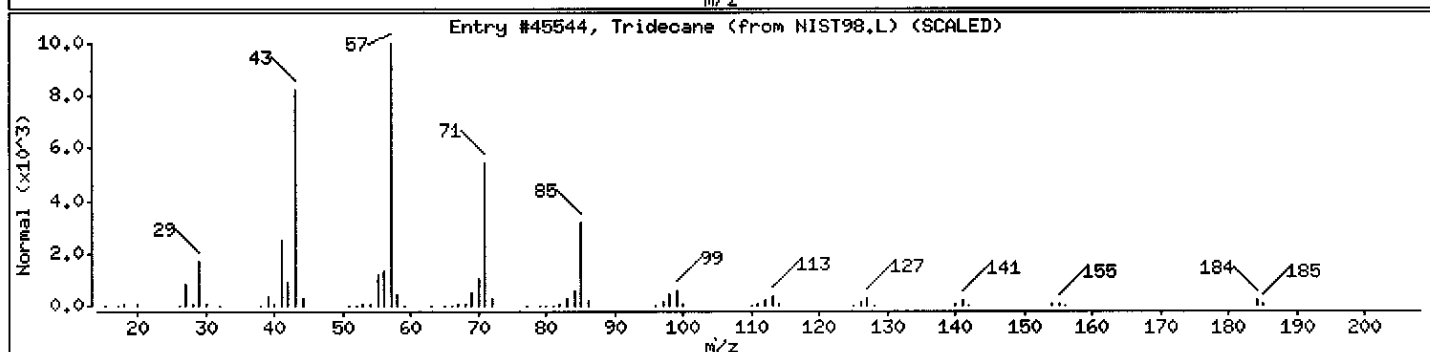
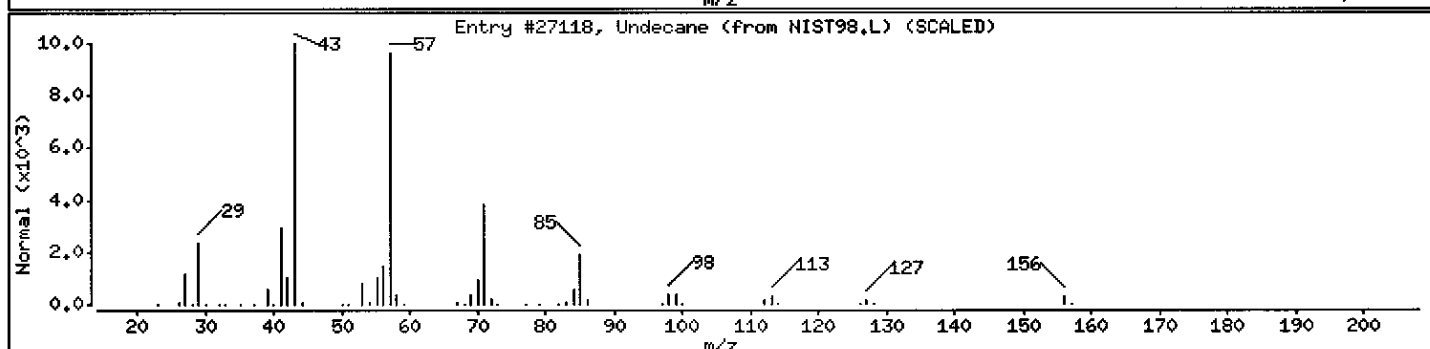
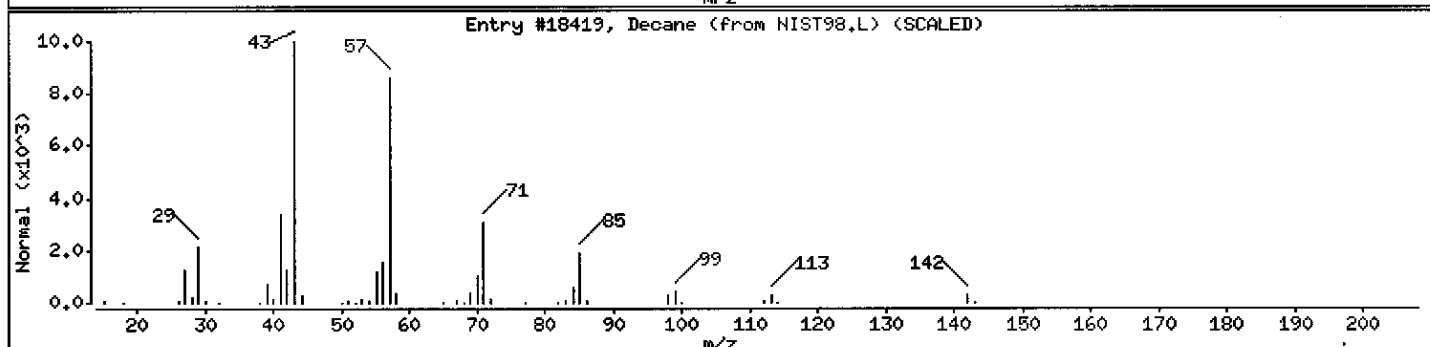
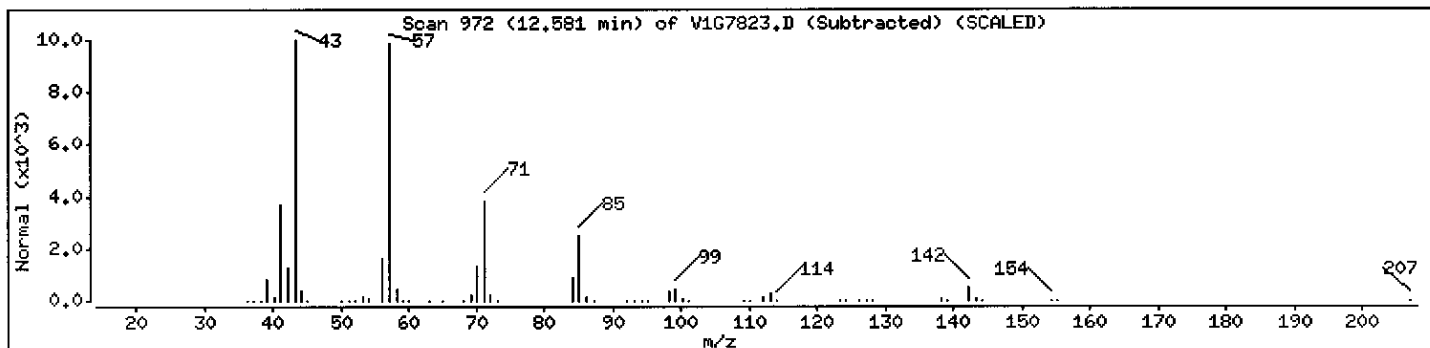
NIST98.L

45544

83

C13H28

184





Data File: \\AVOCADRO\ORGANICS\organic\voa\V1.i\050526.B\V1G7823.D

Date : 26-MAY-2005 18:47

Client ID: B-840

Instrument: V1.i

Sample Info: ,D0603-01A,,18283,

Operator: LG/YD

Column phase: DB-624

Column diameter: 0.25

Library Search Compound Match

CAS Number

Library

Entry

Quality

Formula

Weight

Unknown

Cyclooctane, 1,2-dimethyl-

13151-94-5

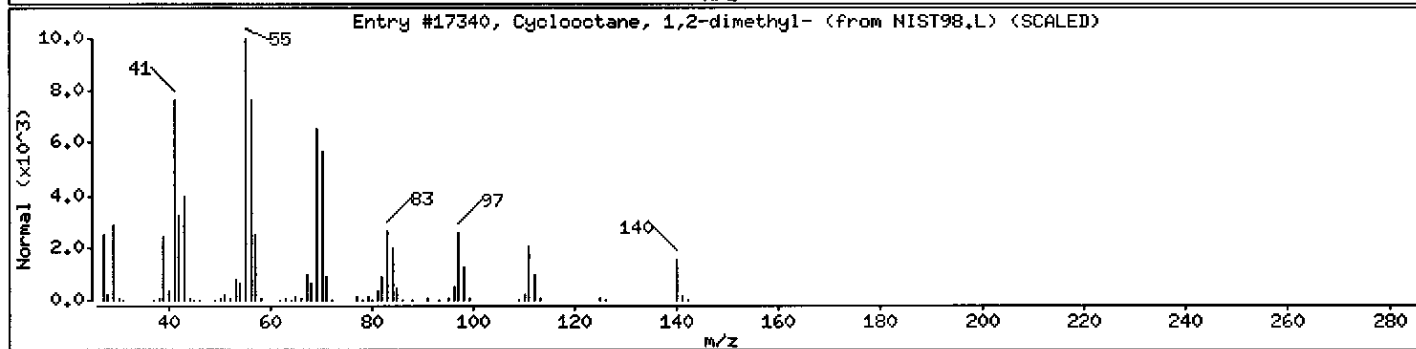
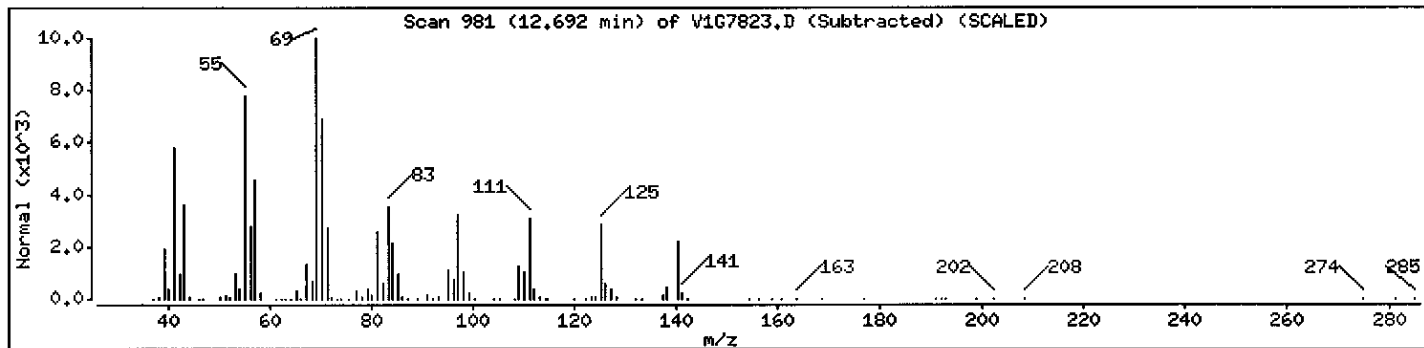
NIST98.L

17340

81

C10H20

140



Data File: \\AVOCADRO\ORGANICS\organic\woa\V1.i\050526.B\V1G7823.D

Date : 26-MAY-2005 18:47

Client ID: B-840

Instrument: V1.i

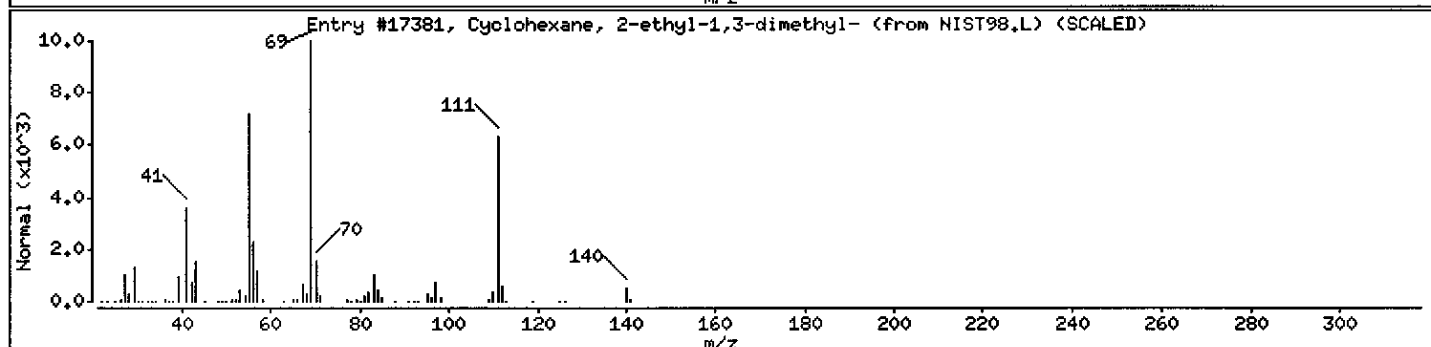
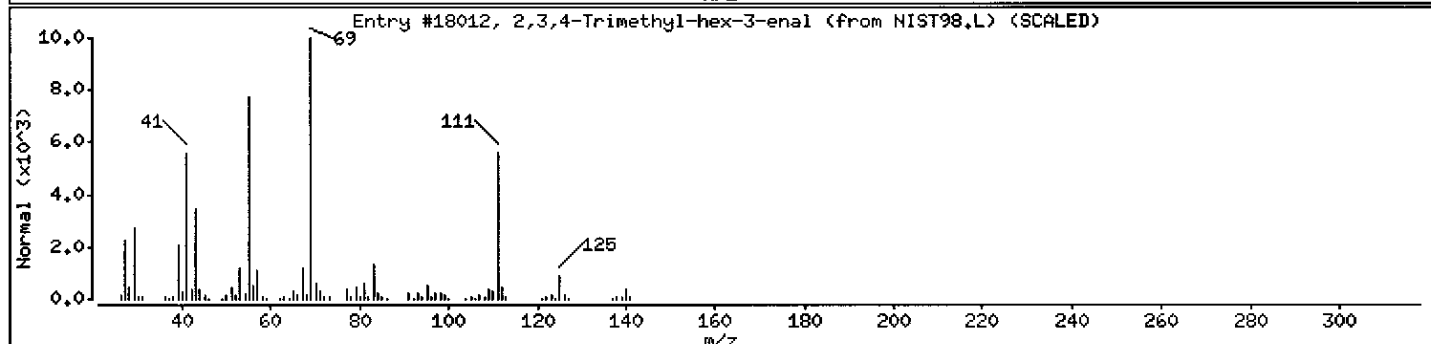
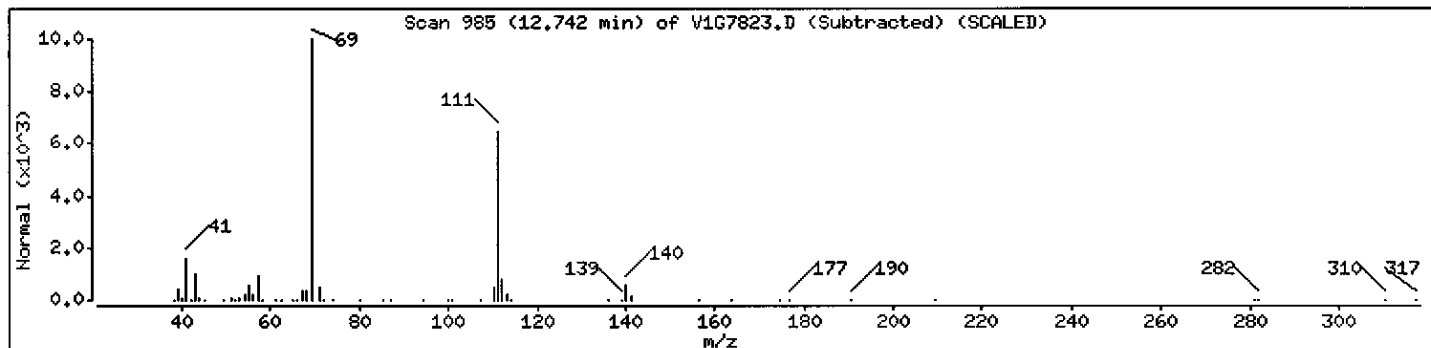
Sample Info: ,D0603-01A,,18283,

Operator: LG/YD

Column phase: DB-624

Column diameter: 0.25

Library Search Compound Match	CAS Number	Library	Entry	Quality	Formula	Weight
Unknown						
2,3,4-Trimethyl-hex-3-enal	1000193-72-9	NIST98.L	18012	78	C <sub>9</sub> H <sub>16</sub> O	140
Cyclohexane, 2-ethyl-1,3-dimethyl-	7045-67-2	NIST98.L	17381	78	C <sub>10</sub> H <sub>20</sub>	140



Data File: \\AVOGADRO\ORGANICS\organic\voa\V1.i\050526.B\V1G7823.D

Date : 26-MAY-2005 18:47

Client ID: B-840

Instrument: V1.i

Sample Info: ,D0603-01A,,18283,

Operator: LG/YD

Column phase: DB-624

Column diameter: 0.25

Library Search Compound Match

CAS Number

Library

Entry

Quality

Formula

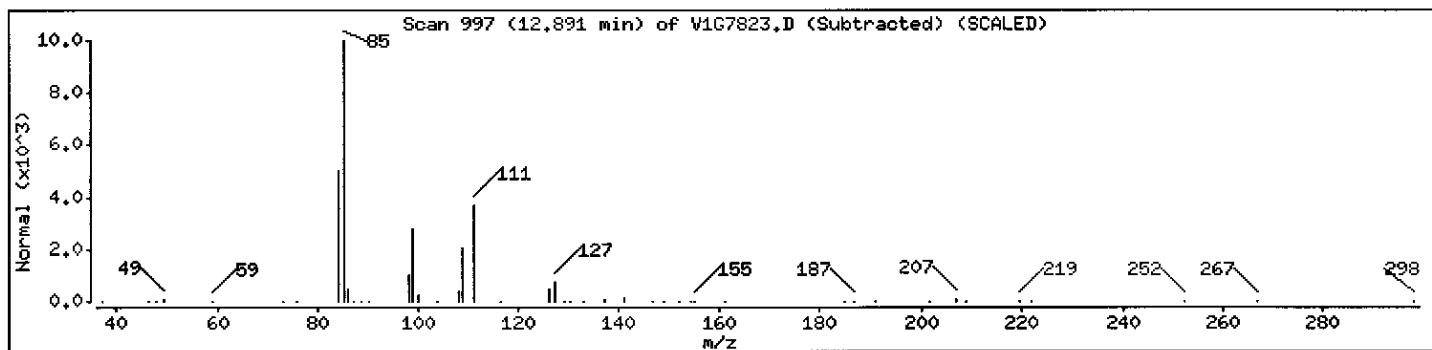
Weight

Unknown

0

0

0



Data File: \\AVOCADRO\ORGANICS\organic\voa\V1.i\050526.B\V1G7823.D

Date : 26-MAY-2005 18:47

Client ID: B-840

Instrument: V1.i

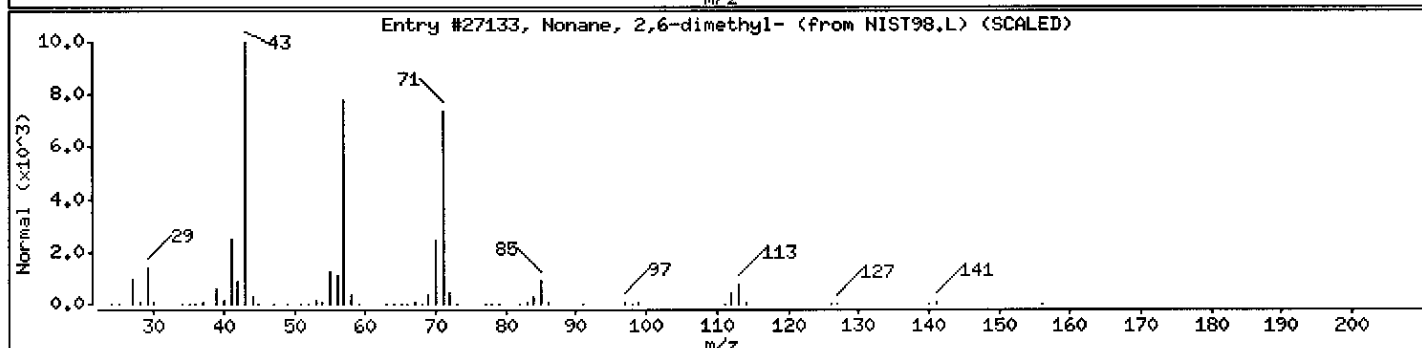
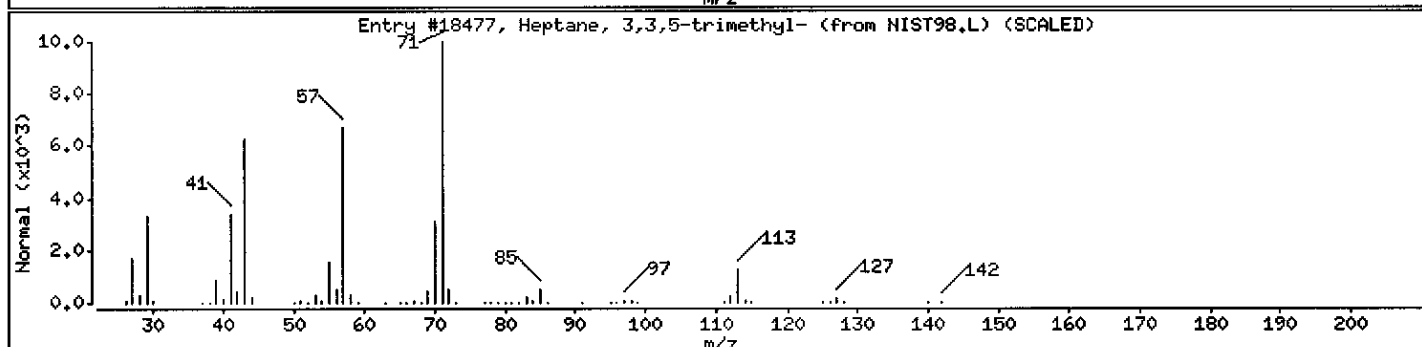
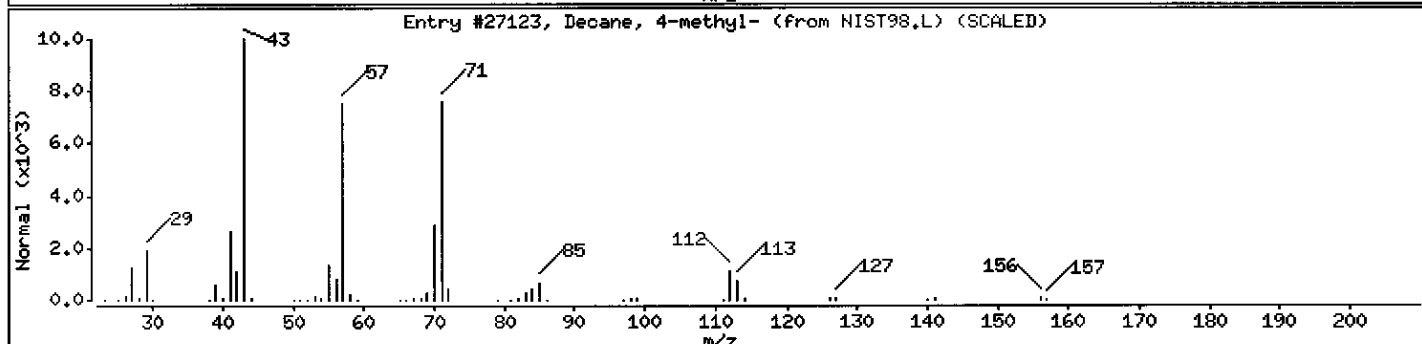
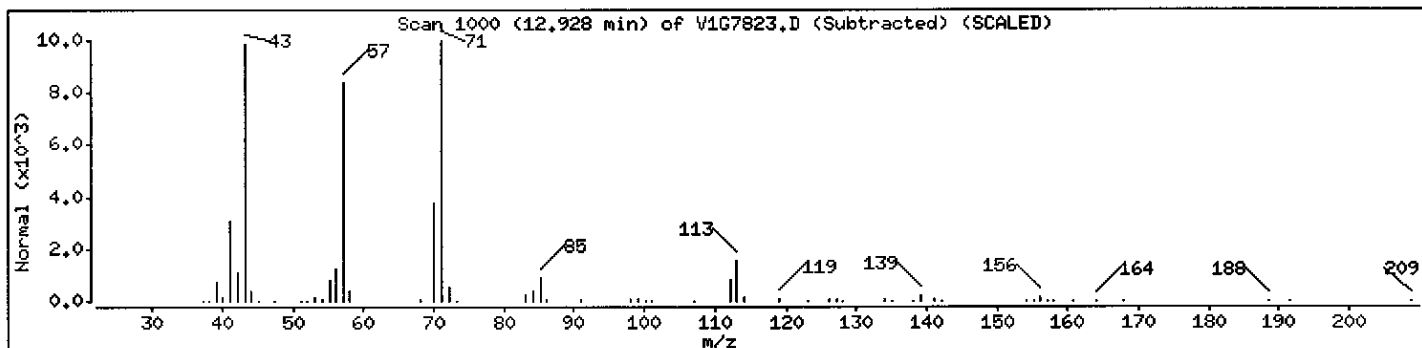
Sample Info: ,D0603-01A,,18283,

Operator: LG/YD

Column phase: DB-624

Column diameter: 0.25

Library Search Compound Match	CAS Number	Library	Entry	Quality	Formula	Weight
Branched Alkane						
Decane, 4-methyl-	2847-72-5	NIST98.L	27123	90	C <sub>11</sub> H <sub>24</sub>	156
Heptane, 3,3,5-trimethyl-	7154-80-5	NIST98.L	18477	78	C <sub>10</sub> H <sub>22</sub>	142
Nonane, 2,6-dimethyl-	17302-28-2	NIST98.L	27133	78	C <sub>11</sub> H <sub>24</sub>	156



Data File: \\AVOGADRO\ORGANICS\organic\voa\V1.i\050526.B\V1G7823.D

Date : 26-MAY-2005 18:47

Client ID: B-840

Instrument: V1.i

Sample Info: ,D0603-01A,,18283,

Operator: LG/YD

Column phase: DB-624

Column diameter: 0.25

Library Search Compound Match

CAS Number

Library

Entry

Quality

Formula

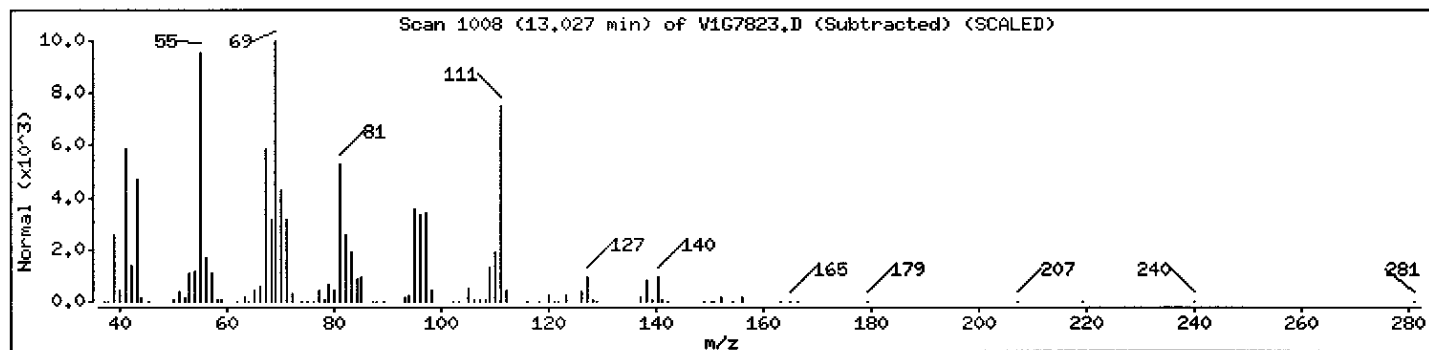
Weight

Unknown

0

0

0



Data File: \\AVOCADRO\ORGANICS\organic\voa\V1.i\050526.B\V1G7823.D

Date : 26-MAY-2005 18:47

Client ID: B-840

Instrument: V1.i

Sample Info: ,D0603-01A,,18283,

Operator: LG/YD

Column phase: DB-624

Column diameter: 0.25

Library Search Compound Match

CAS Number

Library

Entry

Quality

Formula

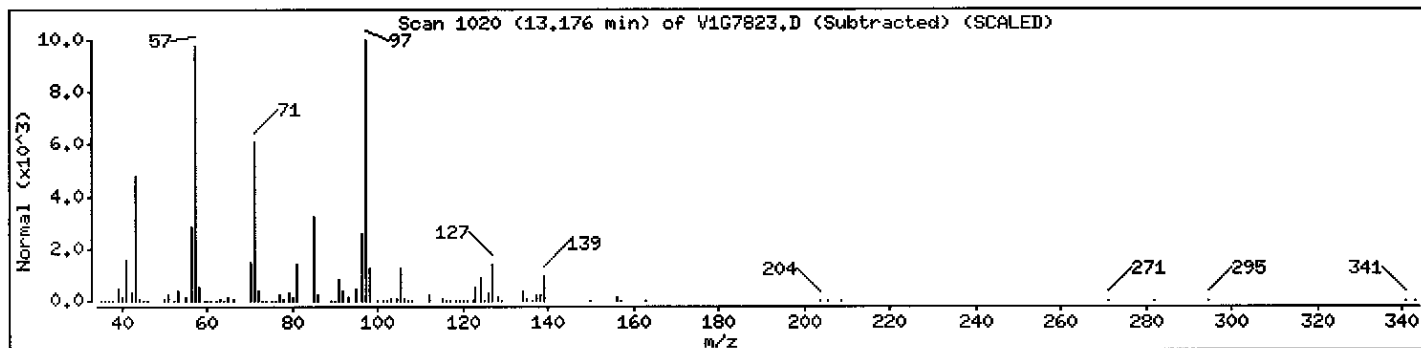
Weight

Unknown

0

0

0



Data File: \\AVOGADRO\ORGANICS\organic\voa\V1.i\050526.B\V1G7823.D

Date : 26-MAY-2005 18:47

Client ID: B-840

Instrument: V1.i

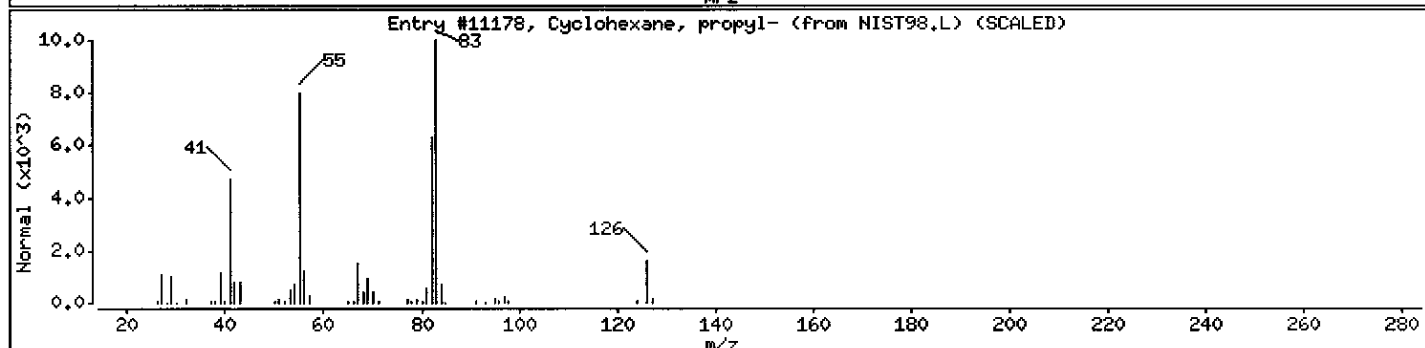
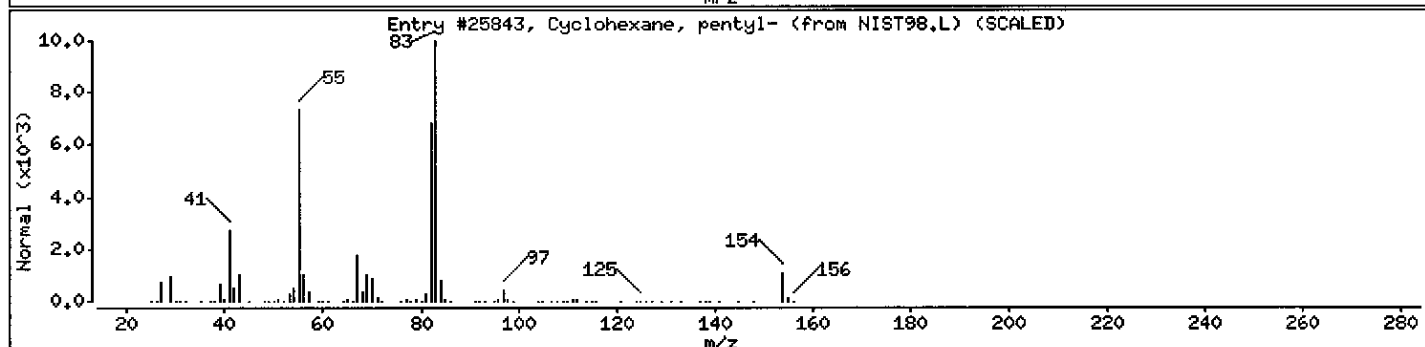
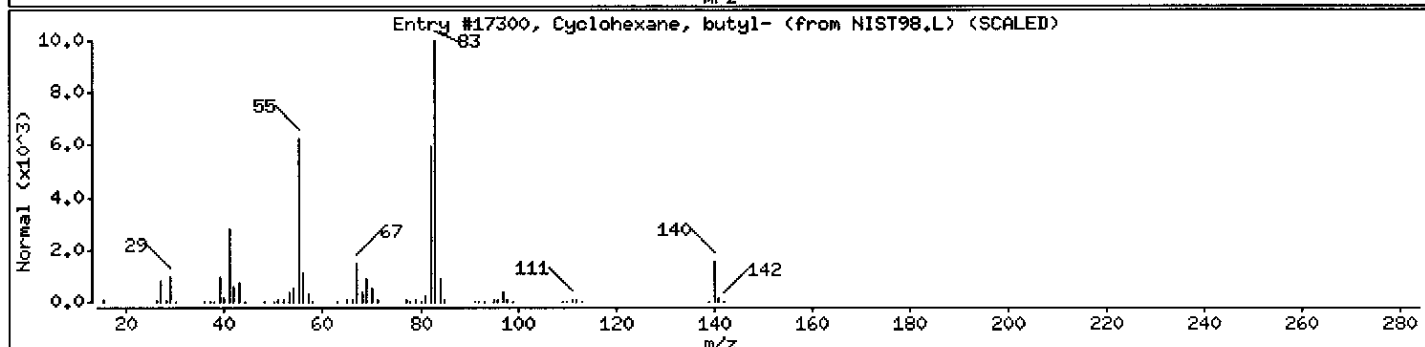
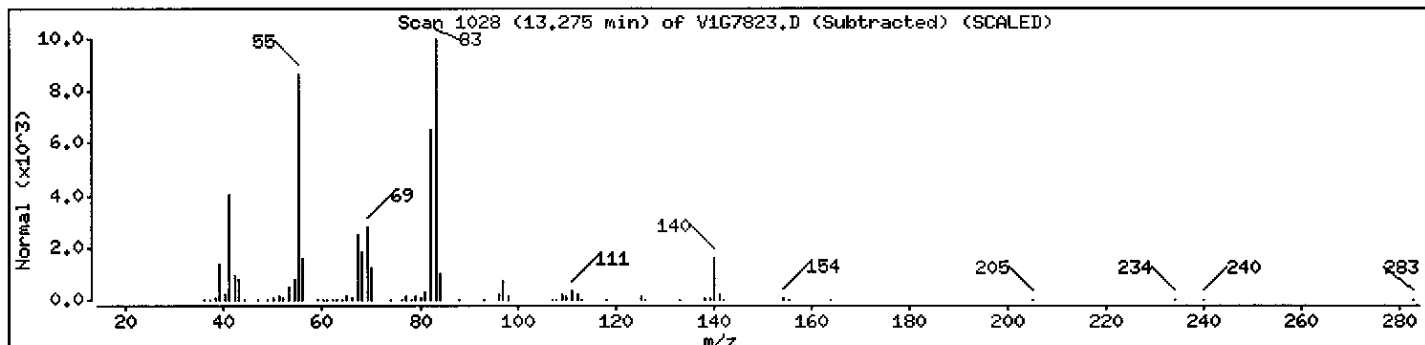
Sample Info: ,D0603-01A,,18283,

Operator: LG/YD

Column phase: DB-624

Column diameter: 0.25

Library Search Compound Match	CAS Number	Library	Entry	Quality	Formula	Weight
Cyclic Alkane						
Cyclohexane, butyl-	1678-93-9	NIST98.L	17300	87	C10H20	140
Cyclohexane, pentyl-	4292-92-6	NIST98.L	25843	72	C11H22	154
Cyclohexane, propyl-	1678-92-8	NIST98.L	11178	72	C9H18	126



Data File: \\AVOGADRO\ORGANICS\organic\voa\V1.1\050526.B\V1G7823.D

Date : 26-MAY-2005 18:47

Client ID: B-840

Instrument: V1.1

Sample Info: ,D0603-01A,,18283,

Operator: LG/YD

Column phase: DB-624

Column diameter: 0.25

Library Search Compound Match

CAS Number

Library

Entry

Quality

Formula

Weight

Unknown

Decane, 5-methyl-

13151-35-4

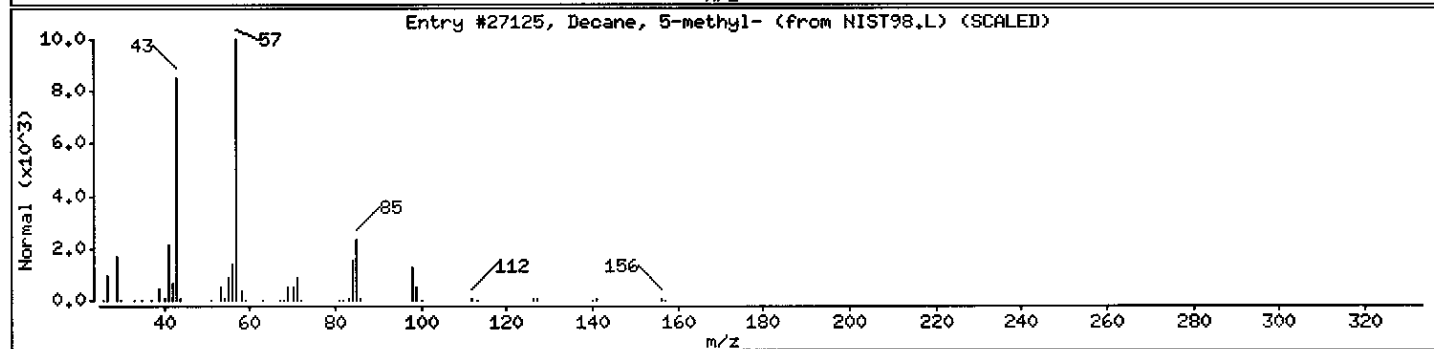
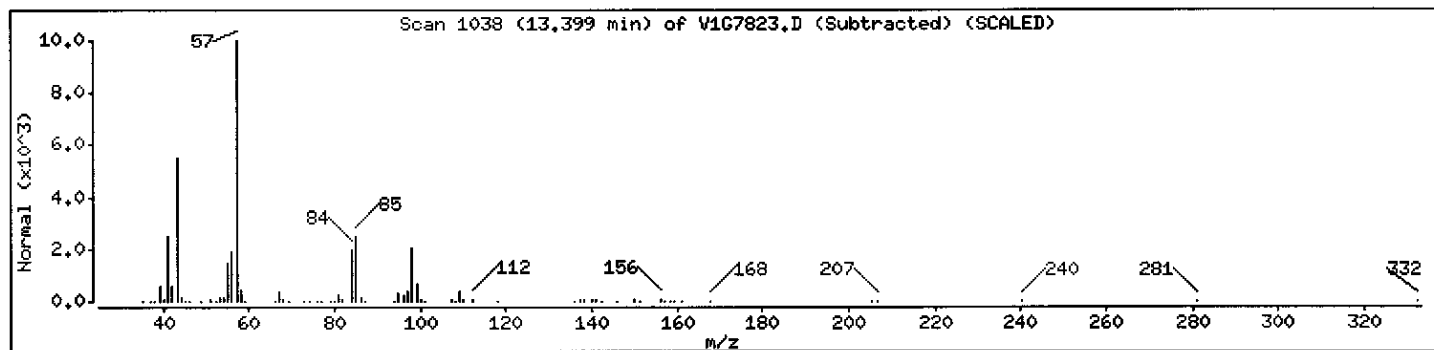
NIST98.L

27125

72

C<sub>11</sub>H<sub>24</sub>

156





Data File: \\AVOCADRO\ORGANICS\organic\voa\V1.i\050526,B\V1G7823.D

Date : 26-MAY-2005 18:47

Client ID: B-840

Instrument: V1.i

Sample Info: ,D0603-01A,,18283,

Operator: LG/YD

Column phase: DB-624

Column diameter: 0.25

Library Search Compound Match

CAS Number

Library

Entry

Quality

Formula

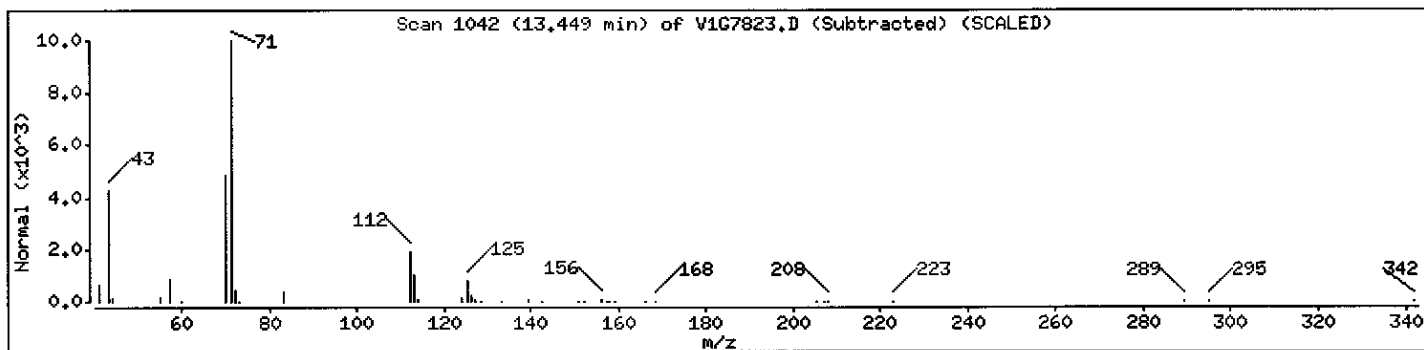
Weight

Unknown

0

0

0



Data File: \\AVOGADRO\ORGANICS\organic\voa\V1.i\050526.B\W1G7823.D

Date : 26-MAY-2005 18:47

Client ID: B-840

Instrument: V1.i

Sample Info: ,D0603-01A,,18283,

Operator: LG/YD

Column phase: DB-624

Column diameter: 0.25

Library Search Compound Match

Unknown

Benzene, 1,3,5-trimethyl-

Benzene, 1,2,3-trimethyl-

CAS Number

Library

Entry

Quality

Formula

Weight

108-67-8

NIST98.L

9114

74

C9H12

120

526-73-8

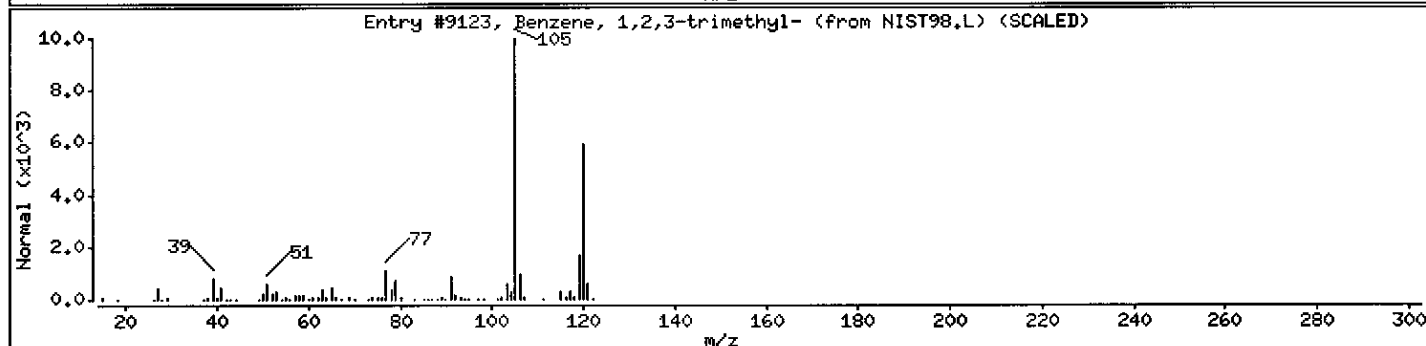
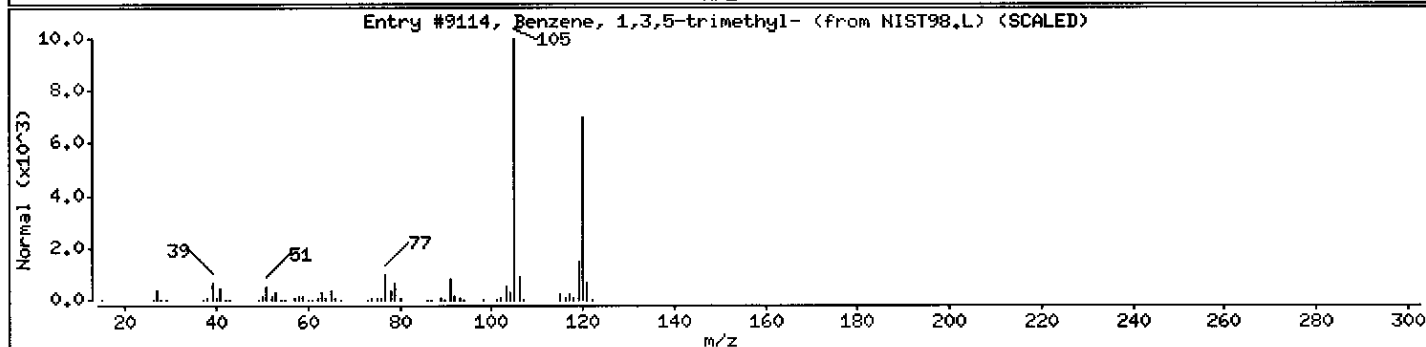
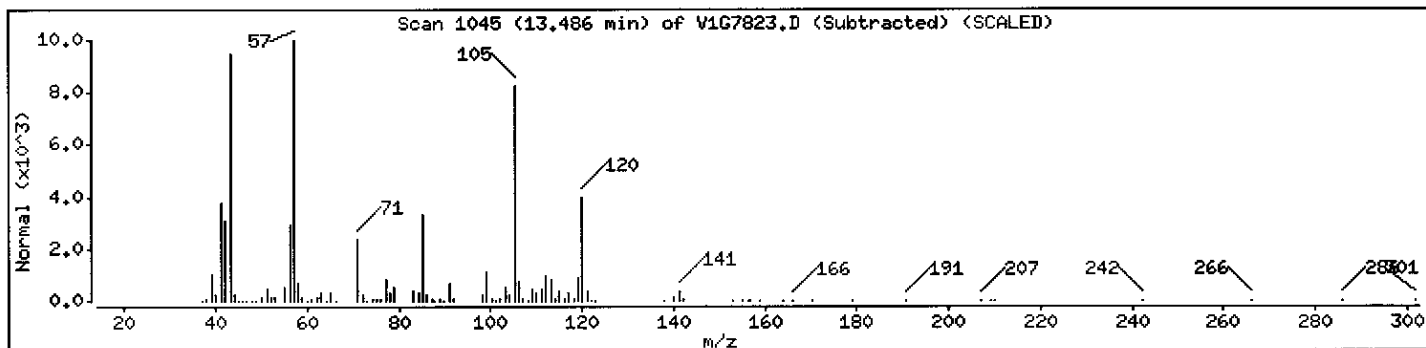
NIST98.L

9123

74

C9H12

120



Data File: \\AVOGADRO\ORGANICS\organic\voa\V1.i\050526.B\V1G7823.D

Date : 26-MAY-2005 18:47

Client ID: B-840

Instrument: V1.i

Sample Info: ,D0603-01A,,18283,

Operator: LG/YD

Column phase: DB-624

Column diameter: 0.25

Library Search Compound Match

CAS Number

Library

Entry

Quality

Formula

Weight

Unknown

13151-34-3

NIST98.L

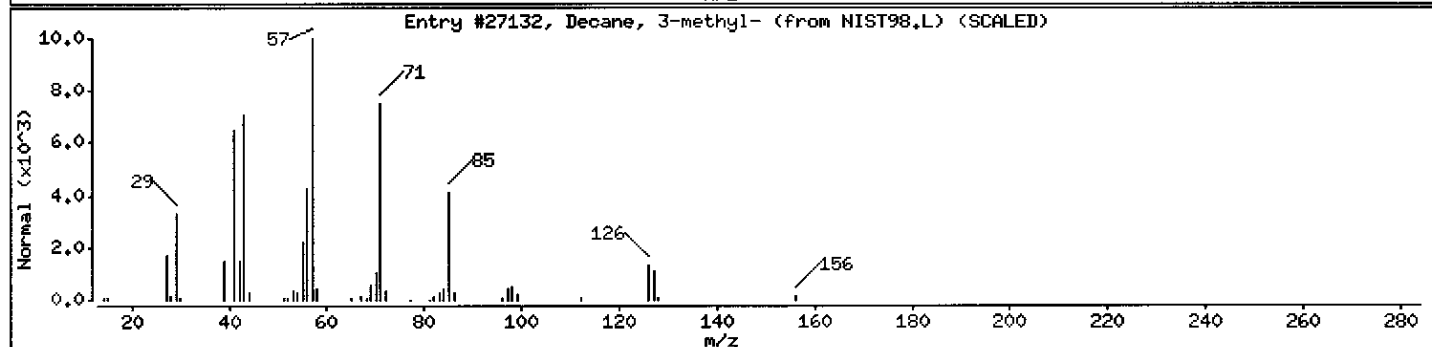
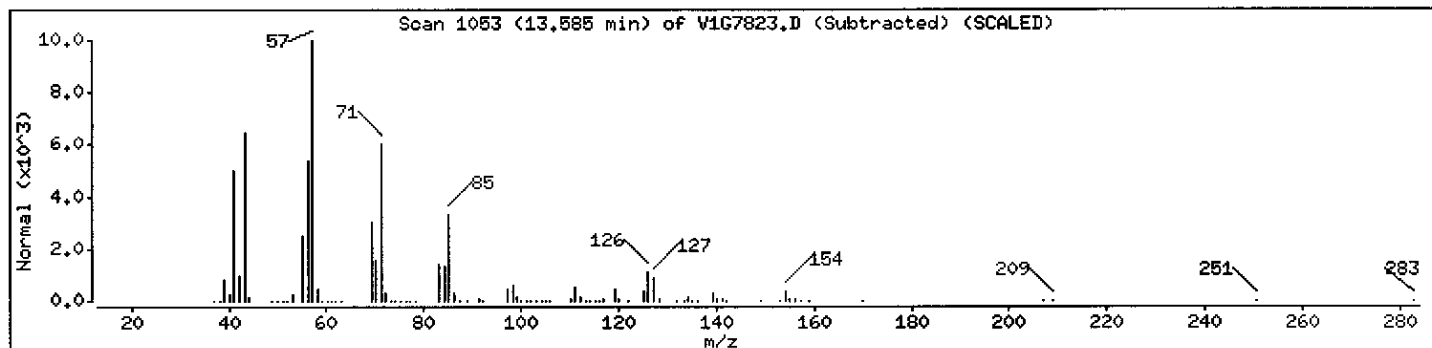
27132

70

C11H24

156

Decane, 3-methyl-



Data File: \\AVOCADRO\ORGANICS\organic\voa\V1.i\050526.B\167823.D

Date : 26-MAY-2005 18:47

Client ID: B-840

Instrument: V1.i

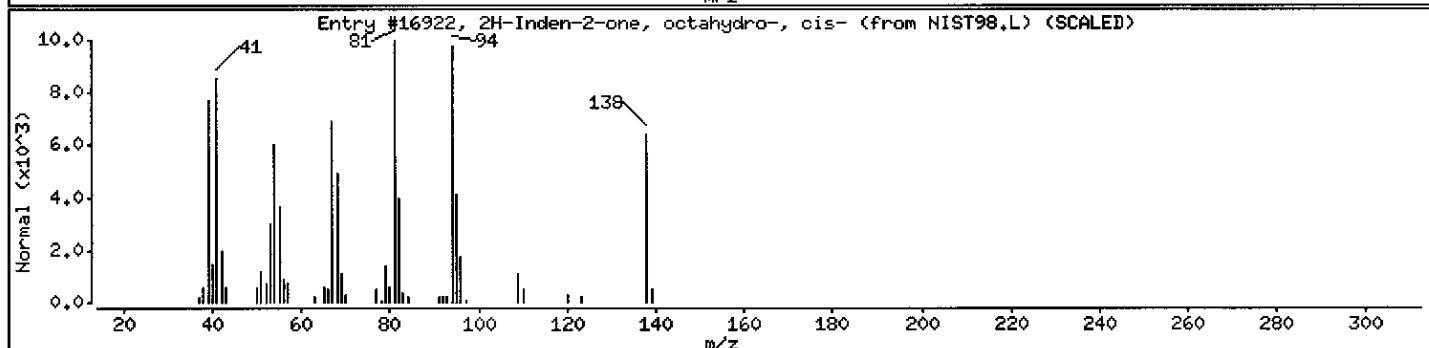
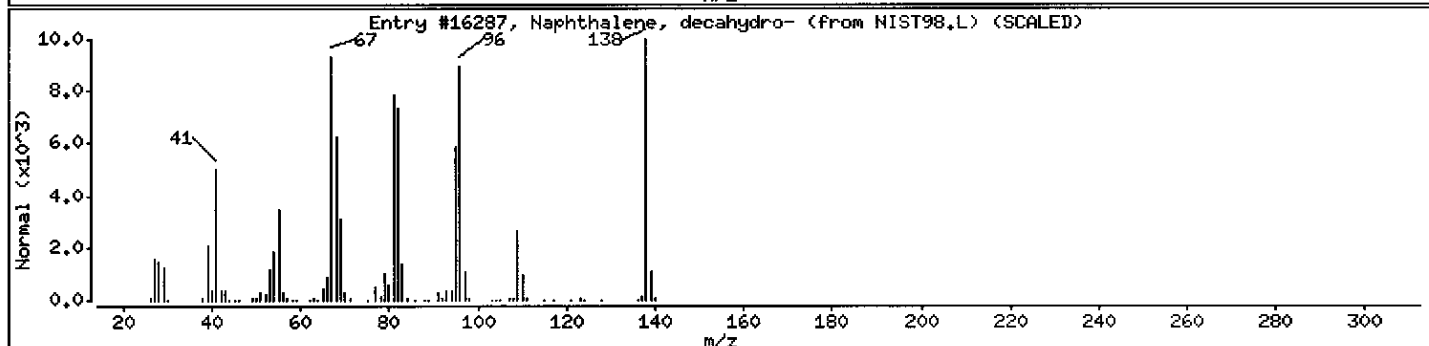
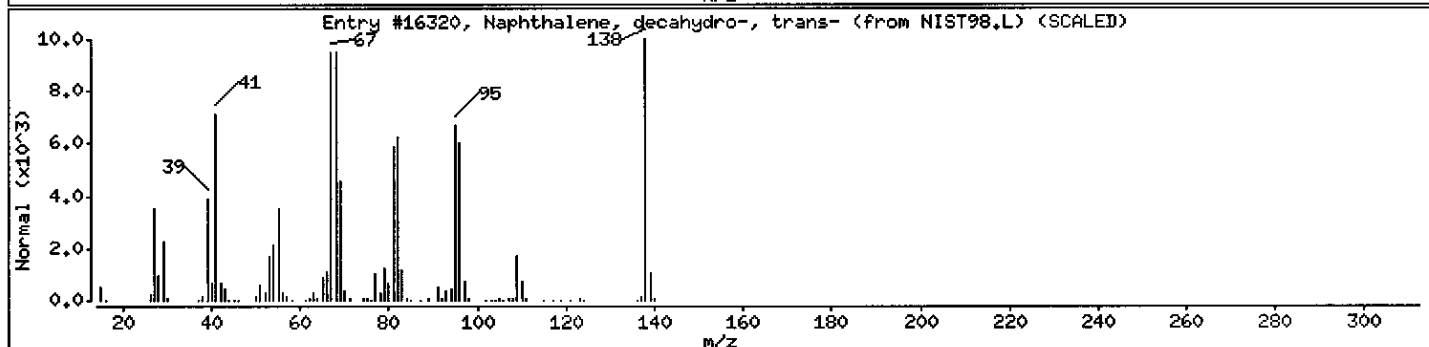
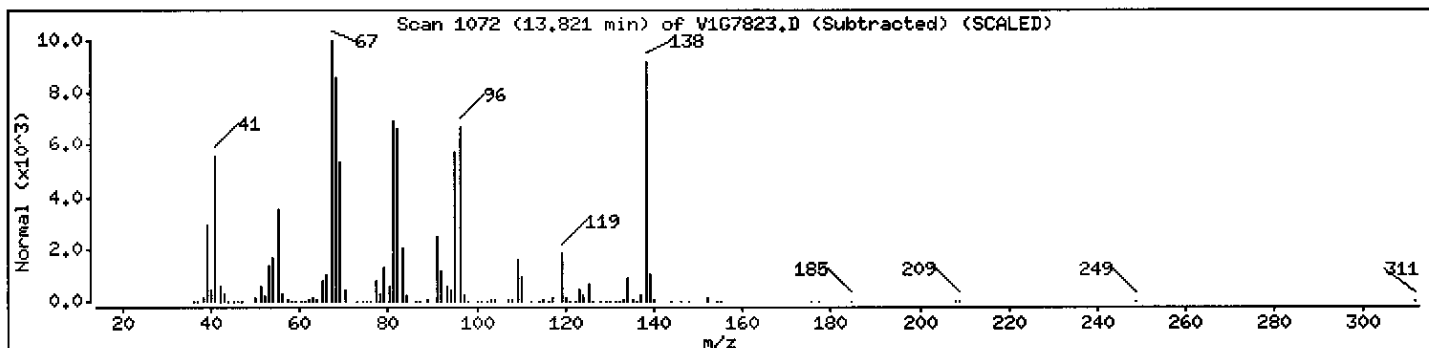
Sample Info: ,D0603-01A,,18283,

Operator: LG/YD

Column phase: DB-624

Column diameter: 0.25

Library Search Compound Match	CAS Number	Library	Entry	Quality	Formula	Weight
Naphthalene, decahydro-, trans-	493-02-7	NIST98.L	16320	95	C10H18	138
Naphthalene, decahydro-	91-17-8	NIST98.L	16287	94	C10H18	138
2H-Inden-2-one, octahydro-, cis-	5689-04-3	NIST98.L	16922	86	C9H14O	138



Data File: \\AVOGADRO\ORGANICS\organic\voa\V1.i\050526.B\V1G7823.D

Date : 26-MAY-2005 18:47

Client ID: B-840

Instrument: V1.i

Sample Info: ,D0603-01A,,18283,

Operator: LG/YD

Column phase: DB-624

Column diameter: 0.25

Library Search Compound Match

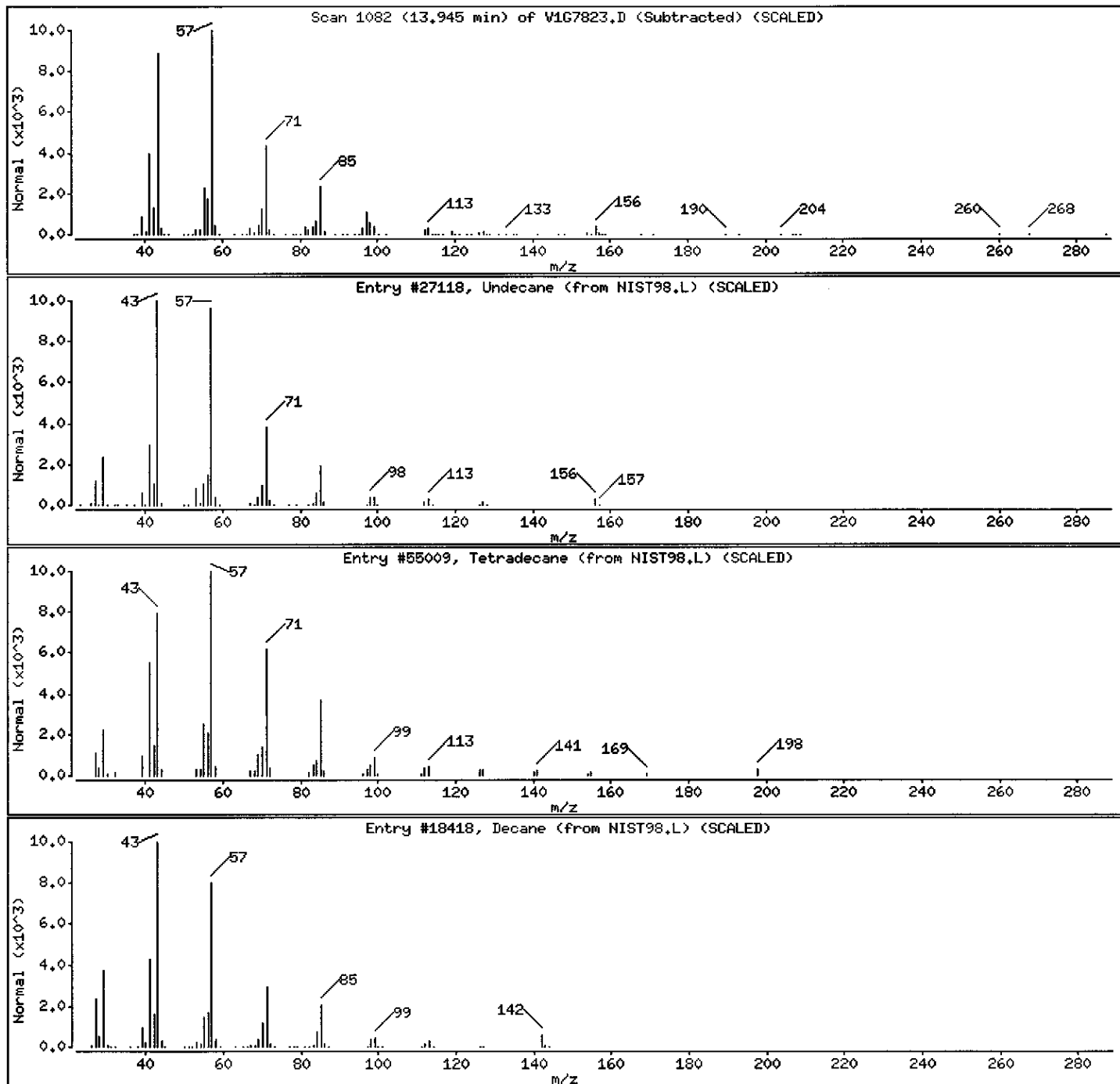
Straight-chain Alkane

Undecane

CAS Number	Library	Entry	Quality	Formula	Weight
1120-21-4	NIST98.L	27118	95	C <sub>11</sub> H <sub>24</sub>	156
629-59-4	NIST98.L	55009	72	C <sub>14</sub> H <sub>30</sub>	198
124-18-5	NIST98.L	18418	72	C <sub>10</sub> H <sub>22</sub>	142

Tetradecane

Decane



Data File: \\AVOGADRO\ORGANICS\organic\voa\W1.i\050526.B\W1G7823.D

Date : 26-MAY-2005 18:47

Client ID: B-840

Instrument: W1.i

Sample Info: ,D0603-01A,,18283,

Operator: LG/YD

Column phase: DB-624

Column diameter: 0.25

Library Search Compound Match

CAS Number

Library

Entry

Quality

Formula

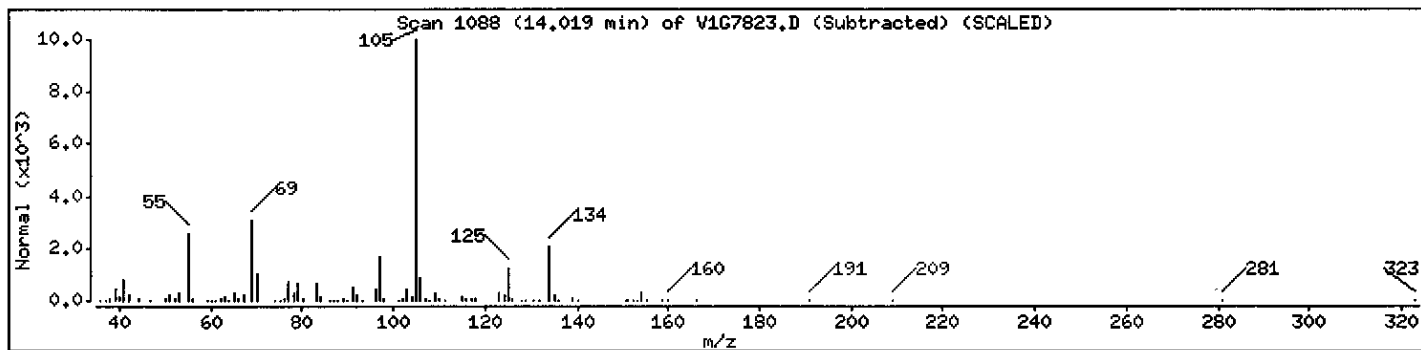
Weight

Unknown

0

0

0



Data File: \\AVOGADRO\ORGANICS\organic\voa\V1.i\050526.B\V1G7823.D

Date : 26-MAY-2005 18:47

Client ID: B-840

Instrument: V1.i

Sample Info: ,D0603-01A,,18283,

Operator: LG/YD

Column phase: DB-624

Column diameter: 0.25

Library Search Compound Match

CAS Number

Library

Entry

Quality

Formula

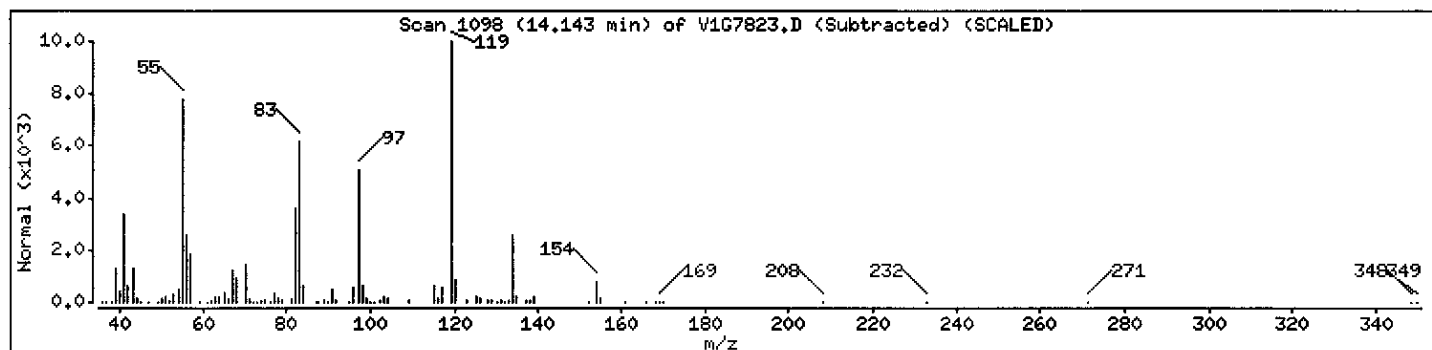
Weight

Unknown

0

0

0



1A  
VOLATILE ORGANICS ANALYSIS DATA SHEET

EPA SAMPLE NO.

B-840DL

Lab Name: MITKEM CORPORATION Contract: \_\_\_\_\_

Lab Code: MITKEM Case No.: \_\_\_\_\_ SAS No.: \_\_\_\_\_ SDG No.: MD0603

Matrix: (soil/water) SOIL Lab Sample ID: D0603-01ADL

Sample wt/vol: 4.0 (g/mL) G Lab File ID: V6D6397

Level: (low/med) MED Date Received: 05/25/05

% Moisture: not dec. 32 Date Analyzed: 06/02/05

GC Column: DB-624 ID: 0.25 (mm) Dilution Factor: 2.0

Soil Extract Volume: 10000 (uL) Soil Aliquot Volume: 100 (uL)

CONCENTRATION UNITS:  
(ug/L or ug/Kg) UG/KG Q

CAS NO.	COMPOUND		
75-71-8	Dichlorodifluoromethane	3700	U
74-87-3	Chloromethane	3700	U
75-01-4	Vinyl Chloride	3700	U
74-83-9	Bromomethane	3700	U
75-00-3	Chloroethane	3700	U
75-69-4	Trichlorofluoromethane	3700	U
75-35-4	1,1-Dichloroethene	3700	U
76-13-1	1,1,2-Trichloro-1,2,2-trifluoroethane	3700	U
67-64-1	Acetone	3700	U
75-15-0	Carbon Disulfide	3700	U
79-20-9	Methyl Acetate	3700	U
75-09-2	Methylene Chloride	3700	U
156-60-5	trans-1,2-Dichloroethene	3700	U
1634-04-4	Methyl tert-Butyl Ether	3700	U
75-34-3	1,1-Dichloroethane	3700	U
156-59-2	cis-1,2-Dichloroethene	890	DJ
78-93-3	2-Butanone	3700	U
67-66-3	Chloroform	3700	U
71-55-6	1,1,1-Trichloroethane	3700	U
110-82-7	Cyclohexane	3700	U
56-23-5	Carbon Tetrachloride	3700	U
71-43-2	Benzene	3700	U
107-06-2	1,2-Dichloroethane	3700	U



1B  
VOLATILE ORGANICS ANALYSIS DATA SHEET

EPA SAMPLE NO.

B-840DL

Lab Name: MITKEM CORPORATION Contract: \_\_\_\_\_

Lab Code: MITKEM Case No.: \_\_\_\_\_ SAS No.: \_\_\_\_\_ SDG No.: MD0603

Matrix: (soil/water) SOIL Lab Sample ID: D0603-01ADL

Sample wt/vol: 4.0 (g/mL) G Lab File ID: V6D6397

Level: (low/med) MED Date Received: 05/25/05

% Moisture: not dec. 32 Date Analyzed: 06/02/05

GC Column: DB-624 ID: 0.25 (mm) Dilution Factor: 2.0

Soil Extract Volume: 10000 (uL) Soil Aliquot Volume: 100 (uL)

CONCENTRATION UNITS:  
(ug/L or ug/Kg) UG/KG Q

CAS NO.	COMPOUND		
79-01-6	Trichloroethene	790	DJ
108-87-2	Methylcyclohexane	3700	U
78-87-5	1,2-Dichloropropane	3700	U
75-27-4	Bromodichloromethane	3700	U
10061-01-5	cis-1,3-Dichloropropene	3700	U
108-10-1	4-Methyl-2-Pentanone	3700	U
108-88-3	Toluene	3700	U
10061-02-6	trans-1,3-Dichloropropene	3700	U
79-00-5	1,1,2-Trichloroethane	3700	U
127-18-4	Tetrachloroethene	25000	D
591-78-6	2-Hexanone	3700	U
124-48-1	Dibromochloromethane	3700	U
106-93-4	1,2-Dibromoethane	3700	U
108-90-7	Chlorobenzene	3700	U
100-41-4	Ethylbenzene	3700	U
1330-20-7	Xylene (Total)	3700	U
100-42-5	Styrene	3700	U
75-25-2	Bromoform	3700	U
98-82-8	Isopropylbenzene	3700	U
79-34-5	1,1,2,2-Tetrachloroethane	3700	U
541-73-1	1,3-Dichlorobenzene	3700	U
106-46-7	1,4-Dichlorobenzene	3700	U
95-50-1	1,2-Dichlorobenzene	3700	U
96-12-8	1,2-Dibromo-3-chloropropane	3700	U
120-82-1	1,2,4-Trichlorobenzene	3700	U

1F  
VOLATILE ORGANICS ANALYSIS DATA SHEET  
TENTATIVELY IDENTIFIED COMPOUNDS

EPA SAMPLE NO.

B-840DL

Lab Name: MITKEM CORPORATION Contract: \_\_\_\_\_

Lab Code: MITKEM Case No.: \_\_\_\_\_ SAS No.: \_\_\_\_\_ SDG No.: MD0603

Matrix: (soil/water) SOIL Lab Sample ID: D0603-01ADL

Sample wt/vol: 4.0 (g/mL) G Lab File ID: V6D6397

Level: (low/med) MED Date Received: 05/25/05

% Moisture: not dec. 32 Date Analyzed: 06/02/05

GC Column: DB-624 ID: 0.25 (mm) Dilution Factor: 2.0

Soil Extract Volume: 10000 (uL) Soil Aliquot Volume: 100 (uL)

Number TICs found: 30 CONCENTRATION UNITS:  
(ug/L or ug/Kg) ug/Kg

CAS NUMBER	COMPOUND NAME	RT	EST. CONC.	Q
1.	STRAIGHT-CHAIN ALKANE	9.74	12000	JD
2.	UNKNOWN	10.10	7100	JD
3.	UNKNOWN	10.23	2700	JD
4.	BRANCHED ALKANE	10.41	11000	JD
5.	UNKNOWN	10.52	6500	JD
6.	BRANCHED ALKANE	10.58	7200	JD
7.	UNKNOWN	10.66	3100	JD
8.	UNKNOWN	10.79	3700	JD
9.	UNKNOWN	10.91	7000	JD
10.	UNKNOWN	11.05	12000	JD
11.	UNKNOWN	11.27	3500	JD
12.	UNKNOWN	11.33	4900	JD
13.	UNKNOWN	11.41	12000	JD
14.	STRAIGHT-CHAIN ALKANE	11.48	43000	JD
15.	UNKNOWN	11.62	2700	JD
16.	UNKNOWN	11.66	4400	JD
17.	UNKNOWN	11.72	6400	JD
18.	UNKNOWN	11.80	5900	JD
19.	BRANCHED ALKANE	11.85	20000	JD
20.	UNKNOWN	11.95	7200	JD
21.	UNKNOWN	12.04	4300	JD
22.	UNKNOWN	12.11	10000	JD
23.	CYCLIC ALKANE	12.18	8600	JD
24.	UNKNOWN	12.23	2700	JD
25.	UNKNOWN	12.34	6500	JD
26.	UNKNOWN	12.39	5400	JD
27.	UNKNOWN	12.43	5300	JD
28.	BRANCHED ALKANE	12.54	4500	JD
29.	STRAIGHT-CHAIN ALKANE	12.91	12000	JD
30.	UNKNOWN	13.08	2900	JD

Data File: \\AVOCADRO\ORGANICS\voa\6.i\050602.B\6D6397.D

Date : 02-JUN-2005 13:28

Client ID: B-840DL

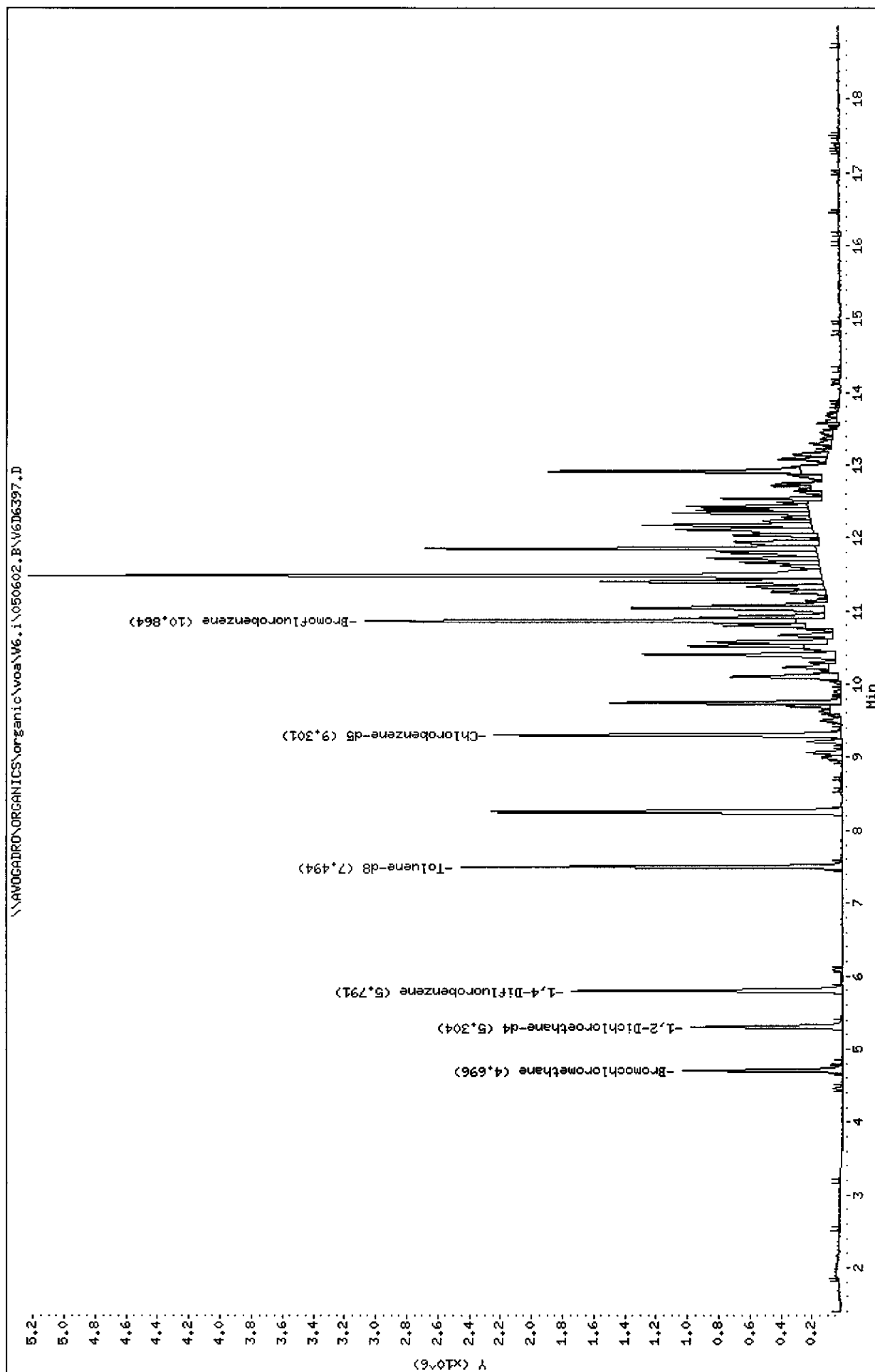
Sample Info: ,D0603-01ADL,18359,2X

Column phase: DB-624

Instrument: V6.i

Operator: SB SRC: SB

Column diameter: 0.25



Data File: \\AVOGADRO\ORGANICS\organic\voa\V6.i\050602.B\V6D6397.D  
 Report Date: 18-Jun-2005 11:11

Mitkem Corporation

CLP OLM4.X - Water and Medium Soils

Data file : \\AVOGADRO\ORGANICS\organic\voa\V6.i\050602.B\V6D6397.D  
 Lab Smp Id: D0603-01ADL Client Smp ID: B-840DL  
 Inj Date : 02-JUN-2005 13:28  
 Operator : SB SRC: SB Inst ID: V6.i  
 Smp Info : ,D0603-01ADL,18359,2X  
 Misc Info : ,2  
 Comment :  
 Method : \\AVOGADRO\ORGANICS\organic\voa\V6.i\050602.B\v6clp4s.m  
 Meth Date : 18-Jun-2005 11:11 mtl Quant Type: ISTD  
 Cal Date : 02-JUN-2005 09:37 Cal File: V6D6391.D ✓  
 Als bottle: 2  
 Dil Factor: 2.00000  
 Integrator: HP RTE Compound Sublist: CLP4.sub  
 Target Version: 4.03  
 Processing Host: TARGET5

Concentration Formula:

$$\text{Amt} * \text{DF} * \text{Uf} * ((\text{Vt} + \text{Ws} * \text{M} / 100) * 5) / (\text{Va} * \text{Ws} * ((100 - \text{M}) / 100))$$

Name	Value	Description
DF	2.000	Dilution Factor ✓
Uf	1.000	ng unit correction factor
Ws	4.000	Weight of sample extracted (g)
M	32.000	% Moisture (not decanted) ✓
Vt	10000.000	Methanol extract volume (uL)
Va	100.000	Aliquot of methanol (uL)

Compounds	QUANT SIG				CONCENTRATIONS		
	MASS	RT	EXP RT	REL RT	RESPONSE	ON-COLUMN ( ug/L)	FINAL (ug/Kg)
*****	----	==	=====	=====	=====	=====	=====
17 cis-1,2-Dichloroethene	96	4.452	4.457	(0.948)	22704	2.43072	890 (a)
* 18 Bromochloromethane	128	4.696	4.695	(1.000)	330812	50.0000	
\$ 23 1,2-Dichloroethane-d4	65	5.304	5.303	(1.130)	881582	48.0518	8800
* 26 1,4-Difluorobenzene	114	5.791	5.796	(1.000)	1472898	50.0000	
27 Trichloroethene	130	6.083	6.088	(1.050)	22964	2.14953	790 (a)
\$ 33 Toluene-d8	98	7.494	7.493	(0.805)	1832372	44.3083	8100
37 Tetrachloroethene	164	8.254	8.253	(0.887)	656519	68.4585	25000
* 42 Chlorobenzene-d5	117	9.307	9.306	(1.000)	1596348	50.0000	
\$ 50 Bromofluorobenzene	95	10.858	10.857	(1.167)	903384	53.2454	9800

AN  
6/18/05

*[Handwritten signature]*

Data File: \\AVOGADRO\ORGANICS\organic\voa\V6.i\050602.B\V6D6397.D  
Report Date: 18-Jun-2005 11:11

#### QC Flag Legend

a - Target compound detected but, quantitated amount  
Below Limit Of Quantitation(BLOQ).

Data File: \\AVOGADRO\ORGANICS\organic\voa\V6.i\050602.B\V6D6397.D  
 Report Date: 18-Jun-2005 11:11

Mitkem Corporation

CLP OLM4.X - Water and Medium Soils

Data file : \\AVOGADRO\ORGANICS\organic\voa\V6.i\050602.B\V6D6397.D  
 Lab Smp Id: D0603-01ADL Client Smp ID: B-840DL  
 Inj Date : 02-JUN-2005 13:28  
 Operator : SB SRC: SB Inst ID: V6.i  
 Smp Info : ,D0603-01ADL,18359,2X  
 Misc Info : ,2  
 Comment :  
 Method : \\AVOGADRO\ORGANICS\organic\voa\V6.i\050602.B\v6clp4s.m  
 Meth Date : 18-Jun-2005 11:11 mtl Quant Type: ISTD  
 Cal Date : 02-JUN-2005 09:37 Cal File: V6D6391.D  
 Als bottle: 2  
 Dil Factor: 2.00000  
 Integrator: HP RTE Compound Sublist: CLP4.sub  
 Target Version: 4.03  
 Processing Host: TARGET5

Concentration Formula:

$$\text{Amt} * \text{DF} * \text{Uf} * ((\text{Vt} + \text{Ws} * \text{M} / 100) * 5) / (\text{Va} * \text{Ws} * ((100 - \text{M}) / 100))$$

Name	Value	Description
DF	2.000	Dilution Factor
Uf	1.000	ng unit correction factor
Ws	4.000	Weight of sample extracted (g)
M	32.000	% Moisture (not decanted)
Vt	10000.000	Methanol extract volume (uL)
Va	100.000	Aliquot of methanol (uL)

ISTD	RT	AREA	AMOUNT
=====	=====	=====	=====
* 42 Chlorobenzene-d5	9.307	4775916	50.000

CONCENTRATIONS					QUANT		
RT	AREA	ON-COL( ug/L)	FINAL(ug/Kg)	QUAL	LIBRARY	LIB ENTRY	CPND #
----	----	-----	-----	----	-----	-----	-----
Straight-chain Alkane					CAS #:		
9.745	3223624	33.7487510	12000	0		0	42
Unknown					CAS #:		
10.104	1849650	19.3643481	7100	0		0	42

RT	AREA	CONCENTRATIONS		QUAL	LIBRARY	QUANT		CPND #
		ON-COL( ug/L)	FINAL(ug/Kg)			LIB ENTRY		
====	====	=====	=====	====	=====	=====		=====
Unknown					CAS #:			
10.232	707871	7.41084014	2700	0		0		42
Branched Alkane					CAS #:			
10.408	2877163	30.1215830	11000	0		0		42
Unknown					CAS #:			
10.524	1675766	17.5439225	6500	0		0		42
Branched Alkane					CAS #:			
10.584	1881168	19.6943162	7200	0		0		42
Unknown					CAS #:			
10.663	801953	8.39580303	3100	0		0		42
Unknown					CAS #:			
10.791	950883	9.95498036	3700	0		0		42
Unknown					CAS #:			
10.913	1811943	18.9695861	7000	0		0		42
Unknown					CAS #:			
11.047	3095073	32.4029254	12000	0		0		42
Unknown					CAS #:			
11.266	909091	9.51745173	3500	0		0		42
Unknown					CAS #:			
11.333	1285809	13.4613863	4900	0		0		42
Unknown					CAS #:			
11.406	3233705	33.8542910	12000	0		0		42
Straight-chain Alkane					CAS #:			
11.485	11116552	116.381360	43000	0		0		42
Unknown					CAS #:			
11.619	696003	7.28659172	2700	0		0		42
Unknown					CAS #:			
11.661	1134814	11.8805900	4400	0		0		42
Unknown					CAS #:			
11.722	1665977	17.4414395	6400	0		0		42

CONCENTRATIONS					QUANT		
RT	AREA	ON-COL( ug/L)	FINAL (ug/Kg)	QUAL	LIBRARY	LIB ENTRY	CPND #
----	----	-----	-----	----	-----	-----	-----
Unknown				CAS #:			
11.801	1543159	16.1556338	5900	0		0	42
Branched Alkane				CAS #:			
11.850	5294015	55.4240799	20000	0		0	42
Unknown				CAS #:			
11.947	1871715	19.5953509	7200	0		0	42
Unknown				CAS #:			
12.038	1122652	11.7532637	4300	0		0	42
Unknown				CAS #:			
12.111	2598064	27.1996409	10000	0		0	42
Cyclic Alkane				CAS #:			
12.178	2225479	23.2989755	8600	0		0	42
Unknown				CAS #:			
12.233	696200	7.28865416	2700	0		0	42
Unknown				CAS #:			
12.342	1692571	17.7198573	6500	0		0	42
Unknown				CAS #:			
12.391	1410027	14.7618488	5400	0		0	42
Unknown				CAS #:			
12.434	1386350	14.5139697	5300	0		0	42
Branched Alkane				CAS #:			
12.543	1160131	12.1456387	4500	0		0	42
Straight-chain Alkane				CAS #:			
12.914	3014005	31.5542087	12000	0		0	42
Unknown				CAS #:			
13.085	756352	7.91839722	2900	0		0	42



Data File: \\AVOGADRO\ORGANICS\organic\voa\V6.i\050602.B\V6D6397.D

Date : 02-JUN-2005 13:28

Client ID: B-840DL

Instrument: V6.i

Sample Info: ,D0603-01ADL,18359,2X

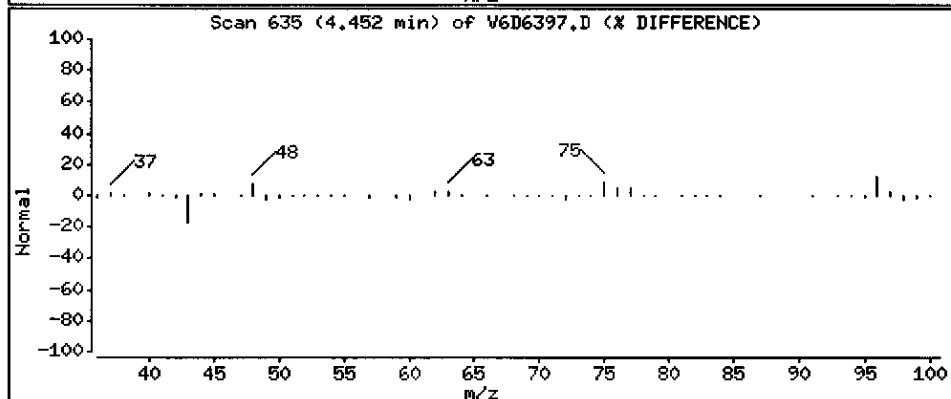
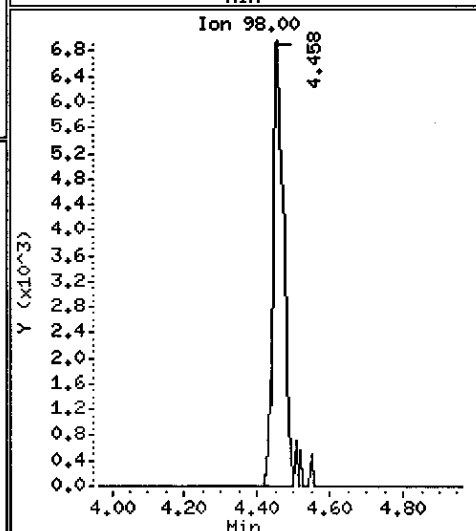
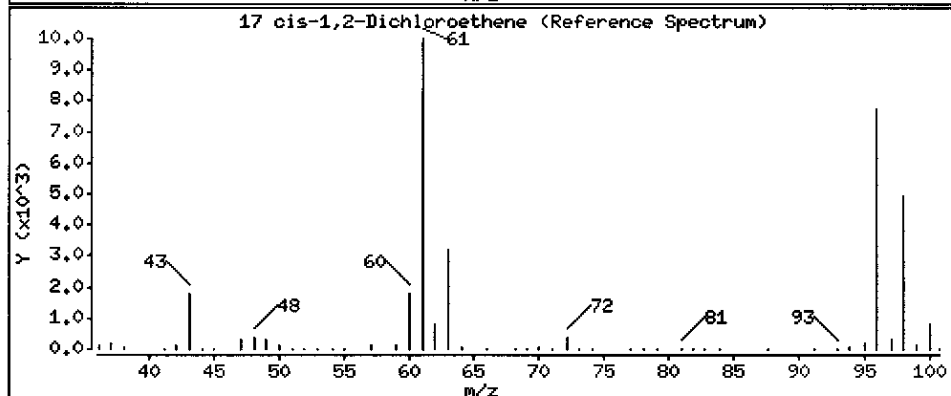
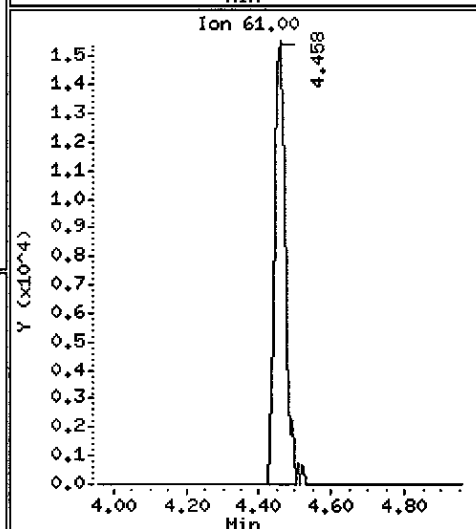
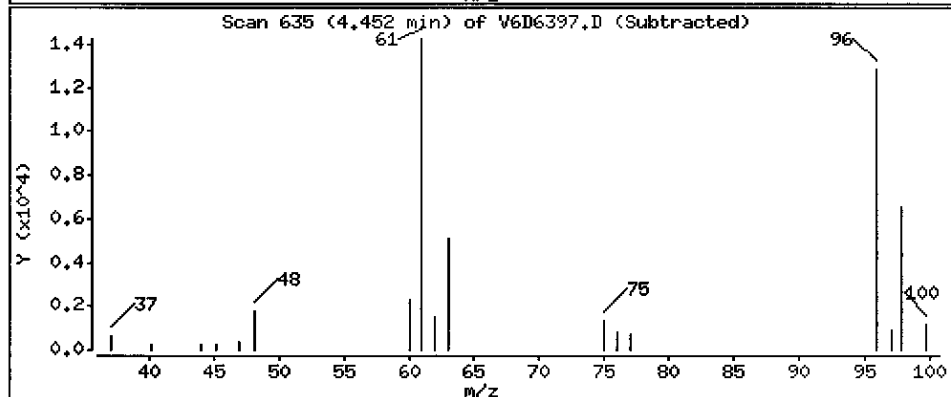
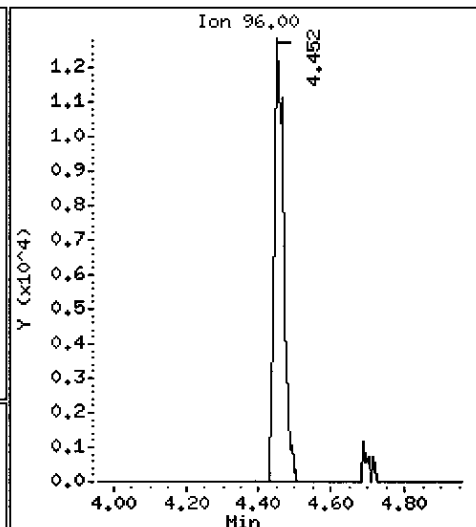
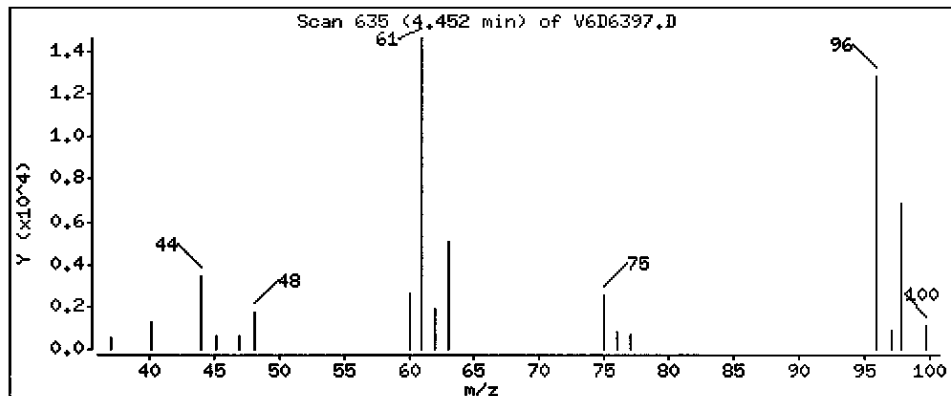
Operator: SB SRC: SB

Column phase: DB-624

Column diameter: 0.25

17 cis-1,2-Dichloroethene

Concentration: 890 ug/Kg



Data File: \\AVOCADRO\ORGANICS\organic\voa\V6.i\050602.B\V6D6397.D

Date : 02-JUN-2005 13:28

Client ID: B-840DL

Instrument: V6.i

Sample Info: ,D0603-01ADL,18359,2X

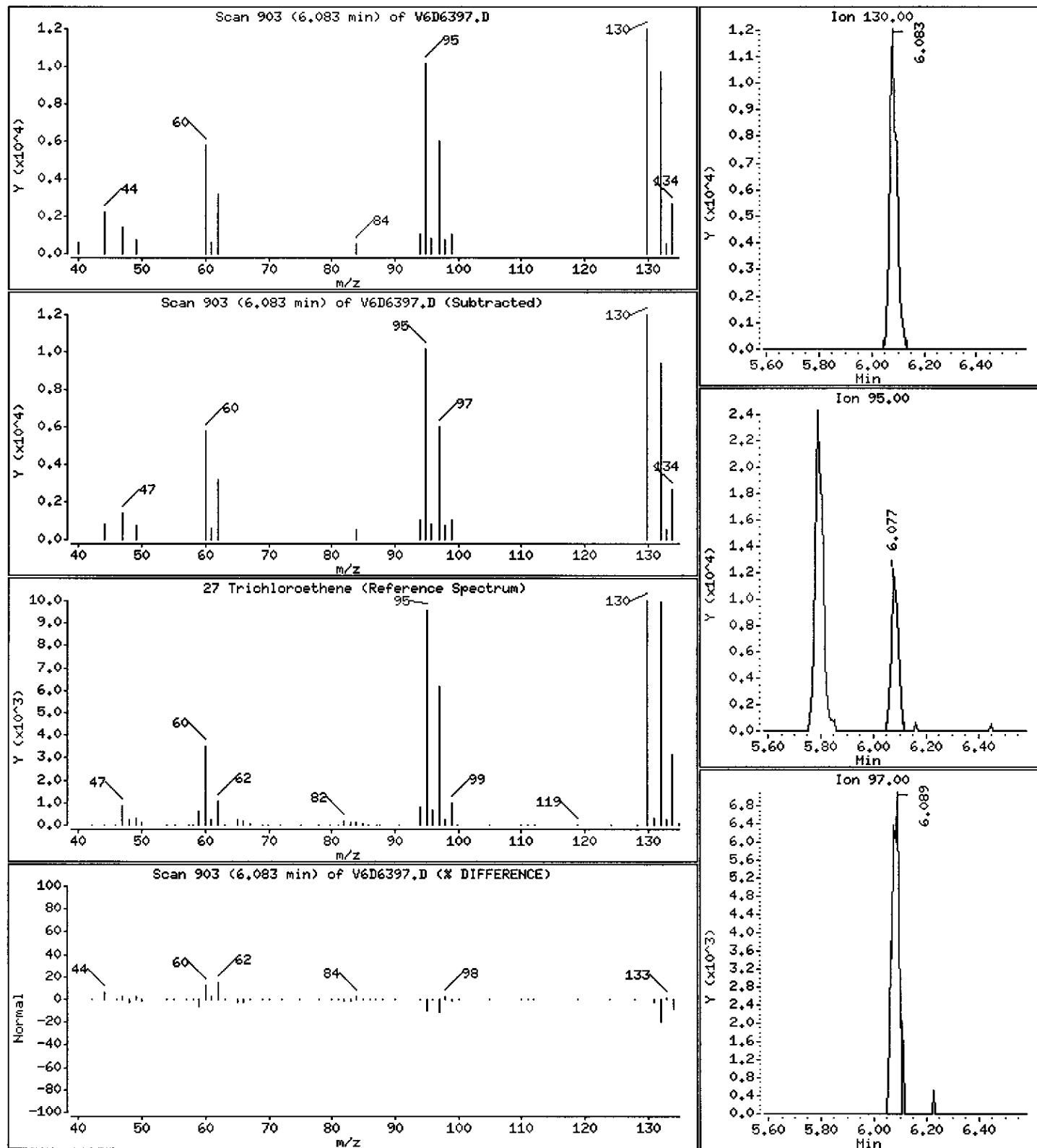
Operator: SB SRC: SB

Column phase: DB-624

Column diameter: 0.25

27 Trichloroethene

Concentration: 790 ug/Kg



Data File: \\AVOGADRO\ORGANICS\organic\voa\V6.i\050602.B\V6D6397.D

Date : 02-JUN-2005 13:28

Client ID: B-840DL

Instrument: V6.i

Sample Info: ,D0603-01ADL,18359,2X

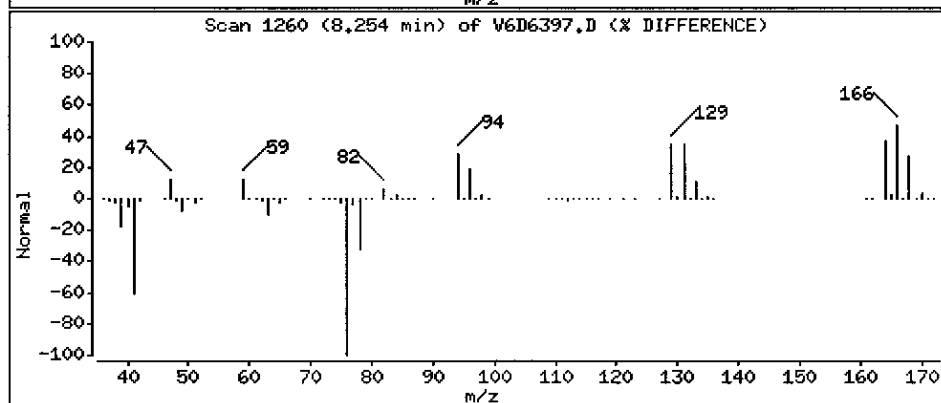
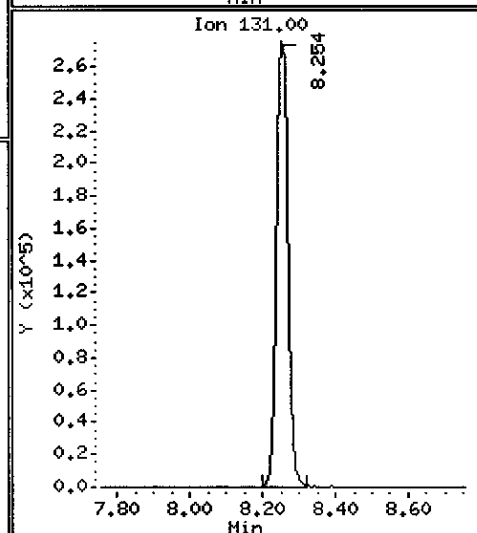
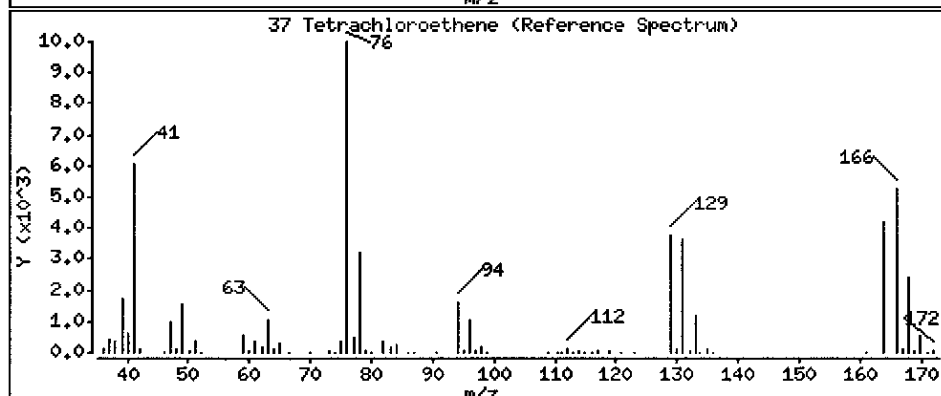
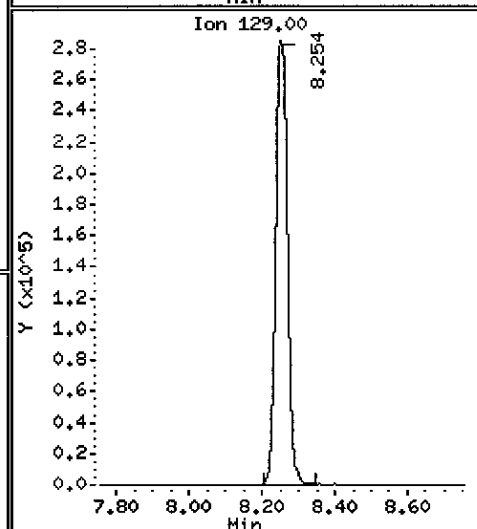
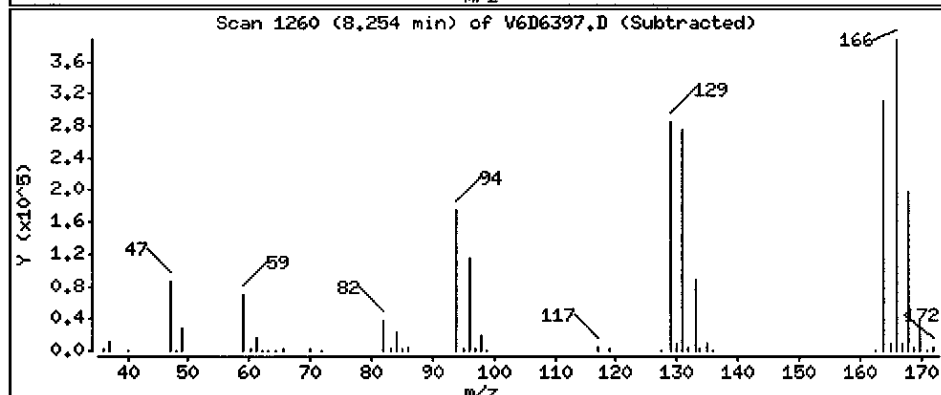
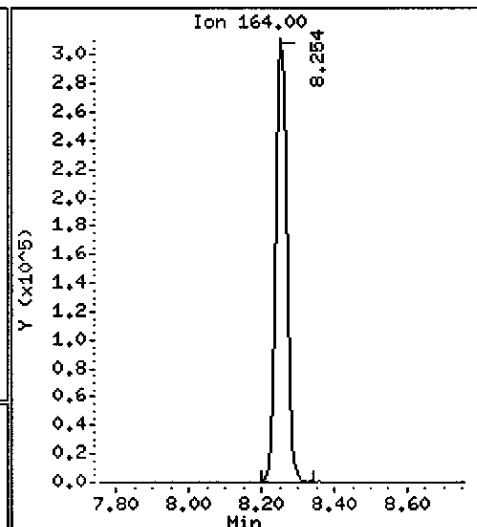
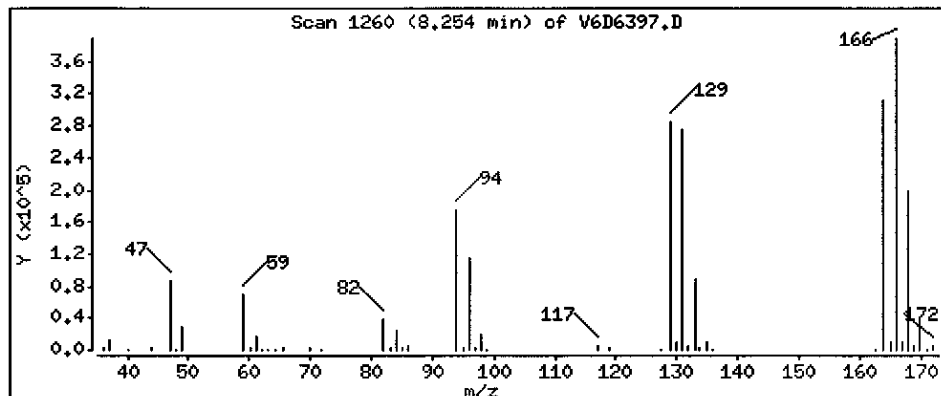
Operator: SB SRC: SB

Column phase: DB-624

Column diameter: 0.25

37 Tetrachloroethene

Concentration: 25000 ug/Kg



Data File: \\AVOGADRO\ORGANICS\organic\voa\V6.i\050602.B\V6D6397.D

Date : 02-JUN-2005 13:28

Client ID: B-840DL

Instrument: V6.i

Sample Info: ,D0603-01ADL,18359,2X

Column phase: DB-624

Operator: SB SRC: SB

Column diameter: 0.25

Library Search Compound Match

CAS Number

Library

Entry

Quality

Formula

Weight

Straight-chain Alkane

Nonane

111-84-2

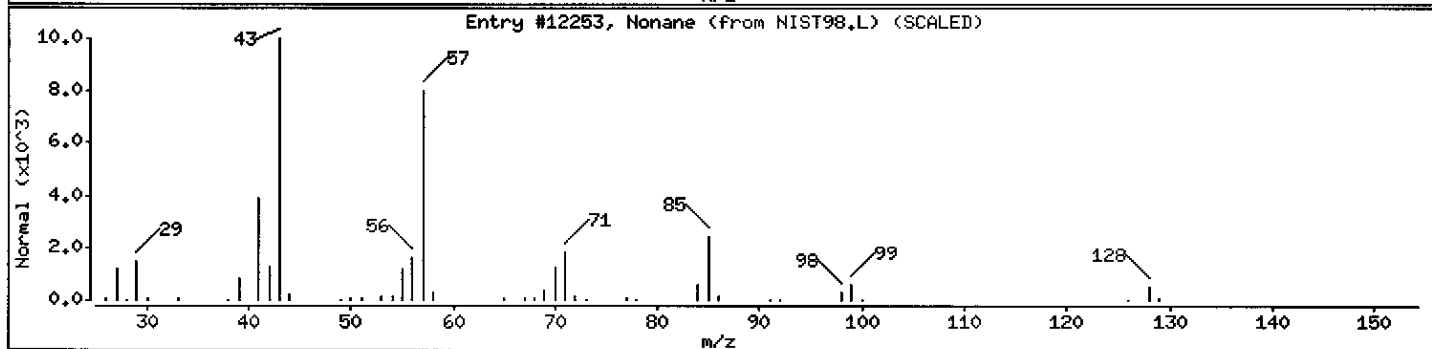
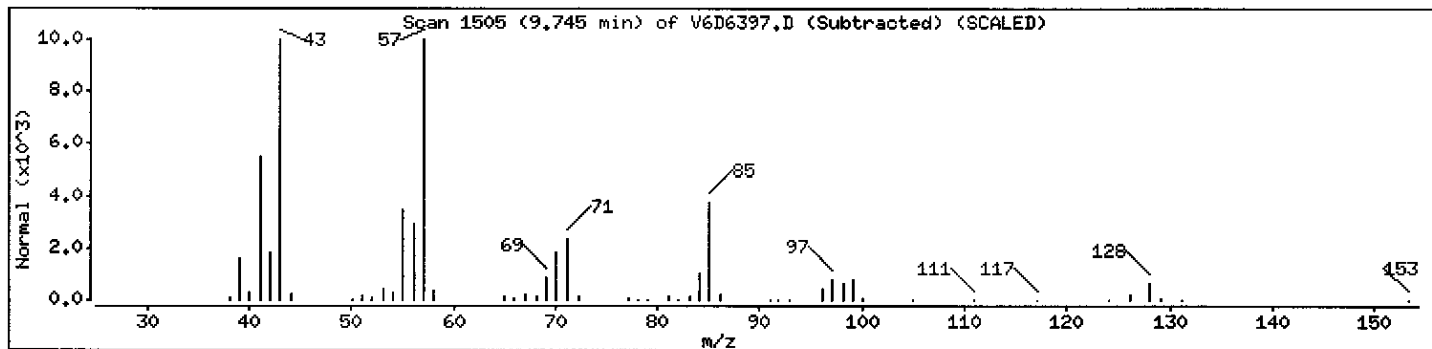
NIST98.L

12253

90

C9H20

128



Data File: \\AVOCADRO\ORGANICS\organic\voa\V6.i\050602.B\V6D6397.D

Date : 02-JUN-2005 13:28

Client ID: B-840DL

Instrument: V6.i

Sample Info: ,D0603-01ADL,18359,2X

Column phase: DB-624

Operator: SB SRC: SB

Column diameter: 0.25

Library Search Compound Match

CAS Number

Library

Entry

Quality

Formula

Weight

Unknown

Cyclohexane, 1,3-dimethyl-, trans-

2207-03-6

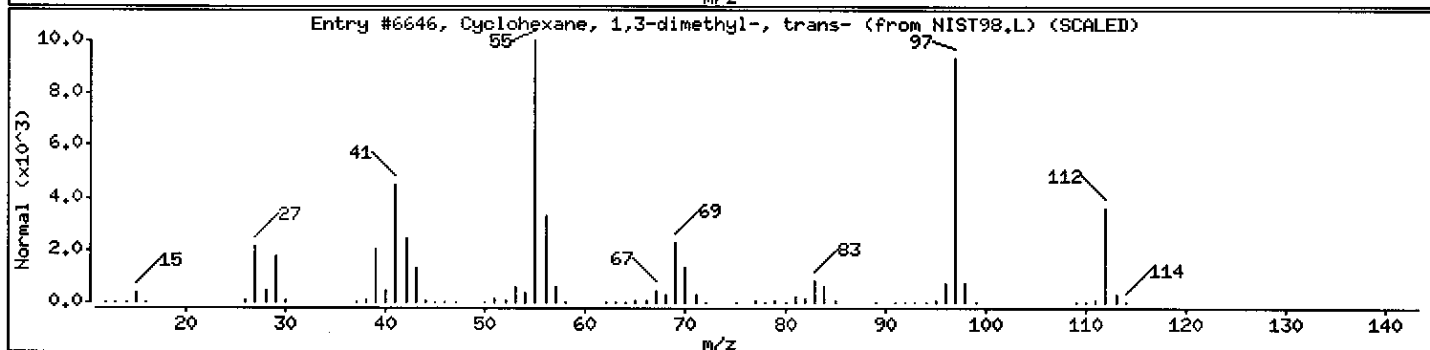
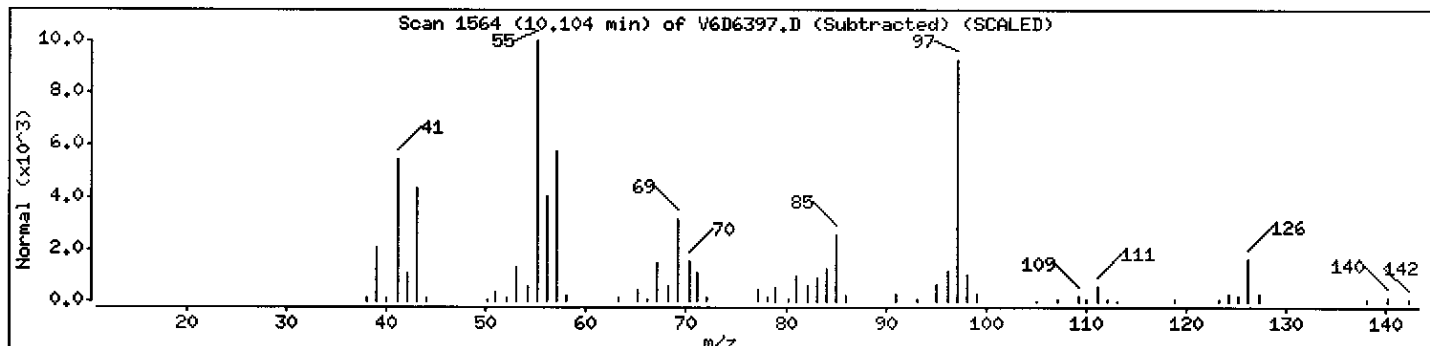
NIST98.L

6646

72

C8H16

112



Data File: \\AVOGADRO\ORGANICS\organic\voa\V6.i\050602.B\V6D6397.D

Date : 02-JUN-2005 13:28

Client ID: B-840DL

Instrument: V6.i

Sample Info: ,D0603-01ADL,18359,2X

Operator: SB SRC: SB

Column phase: DB-624

Column diameter: 0.25

Library Search Compound Match

CAS Number

Library

Entry

Quality

Formula

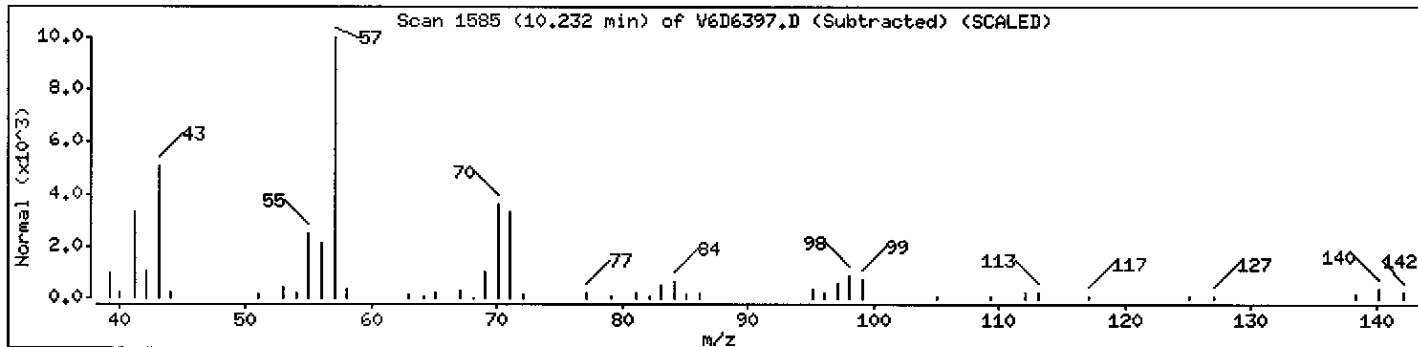
Weight

Unknown

0

0

0



Data File: \\AVOCADRO\ORGANICS\organic\voa\V6.i\050602.B\V6D6397.D

Date : 02-JUN-2005 13:28

Client ID: B-840DL

Instrument: V6.i

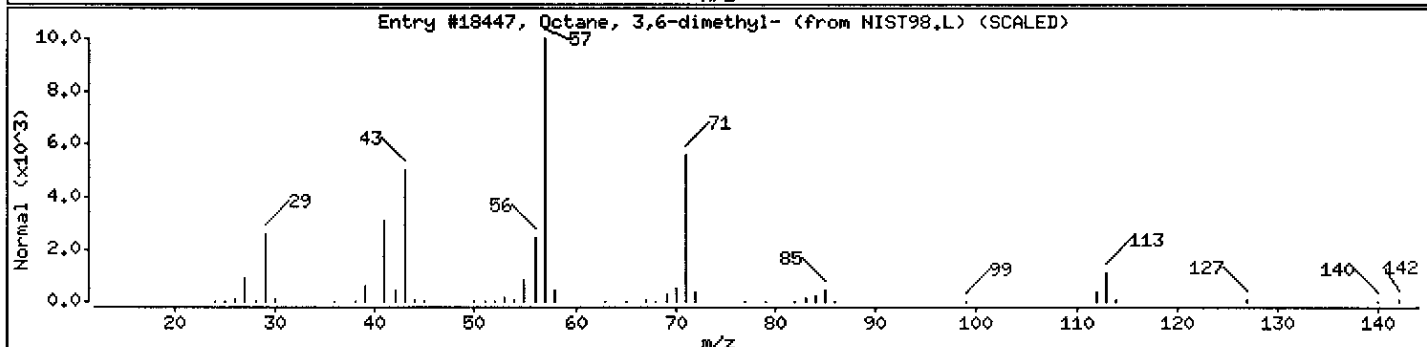
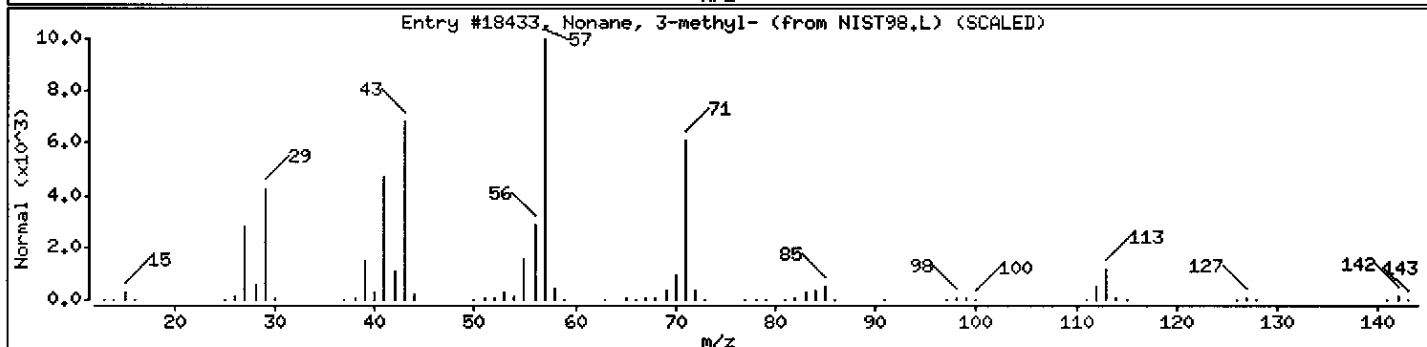
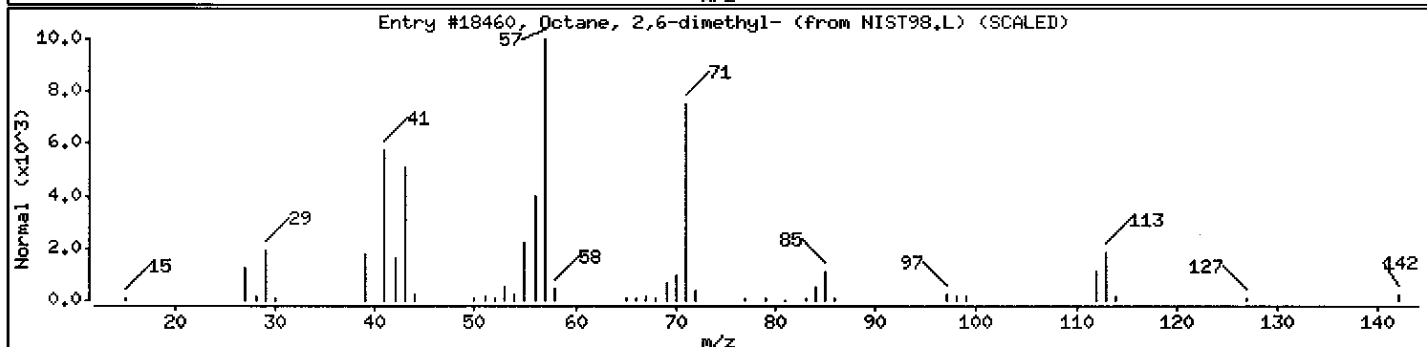
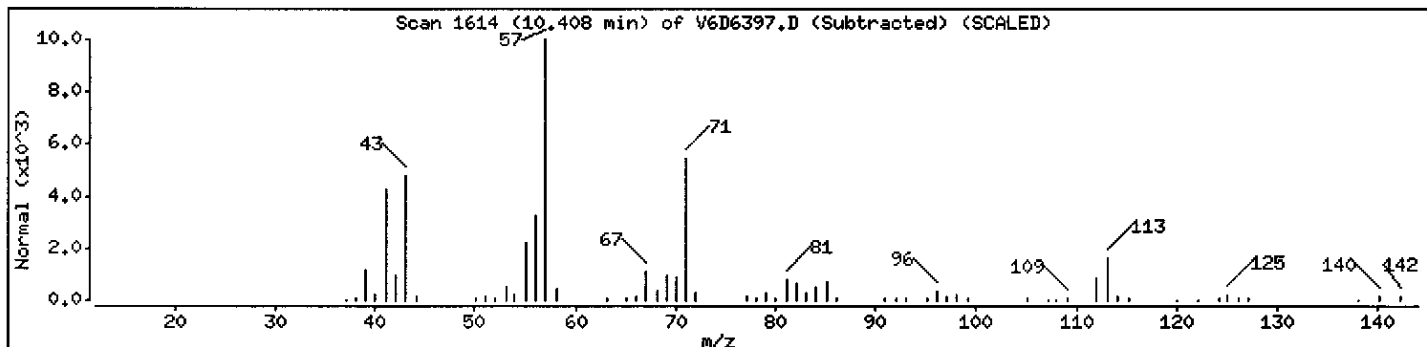
Sample Info: ,D0603-01ADL,18359,2X

Operator: SB SRC: SB

Column phase: DB-624

Column diameter: 0.25

Library Search Compound Match	CAS Number	Library	Entry	Quality	Formula	Weight
Branched Alkane						
Octane, 2,6-dimethyl-	2051-30-1	NIST98.L	18460	93	C <sub>10</sub> H <sub>22</sub>	142
Nonane, 3-methyl-	5911-04-6	NIST98.L	18433	90	C <sub>10</sub> H <sub>22</sub>	142
Octane, 3,6-dimethyl-	15869-94-0	NIST98.L	18447	72	C <sub>10</sub> H <sub>22</sub>	142



Date : 02-JUN-2005 13:28

Client ID: B-840DL

Instrument: V6.i

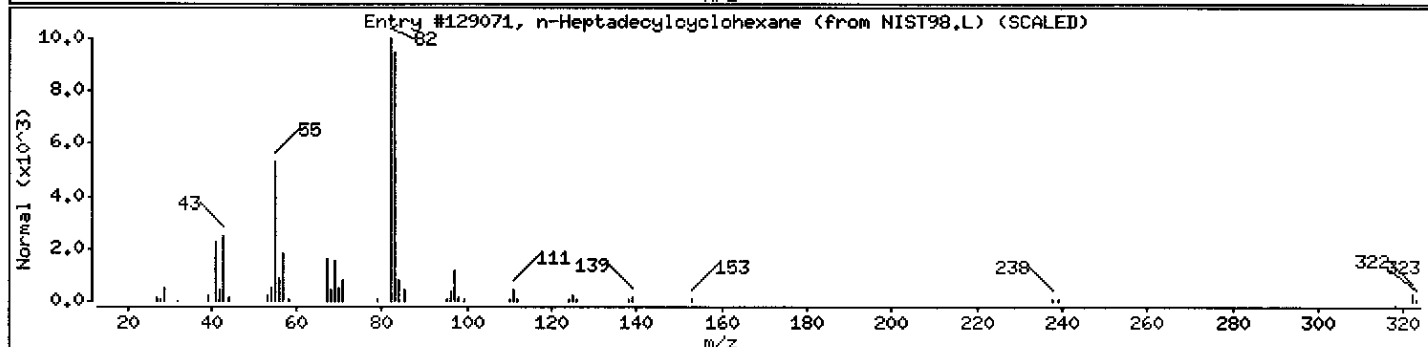
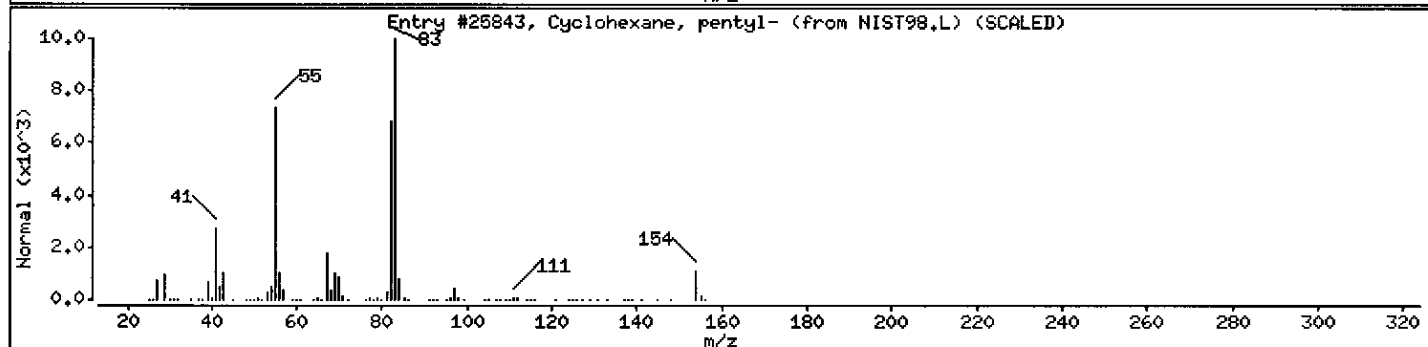
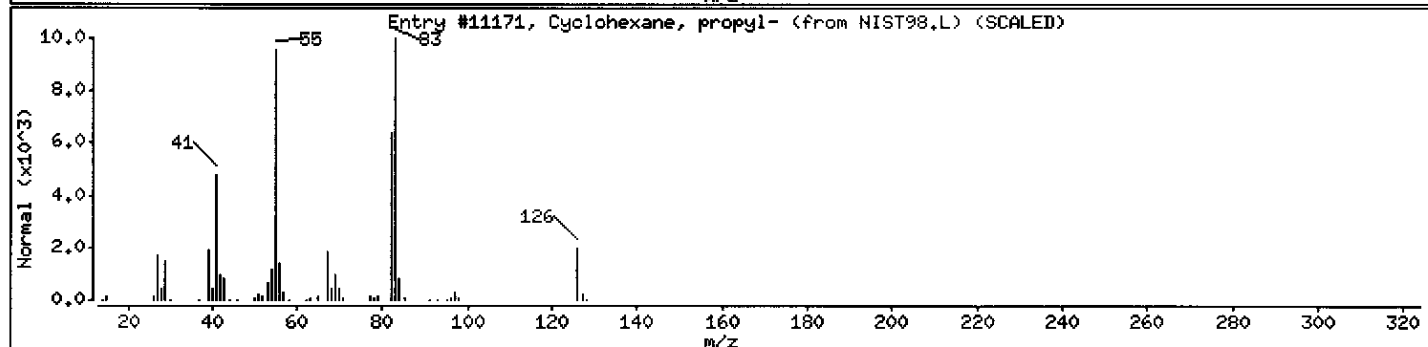
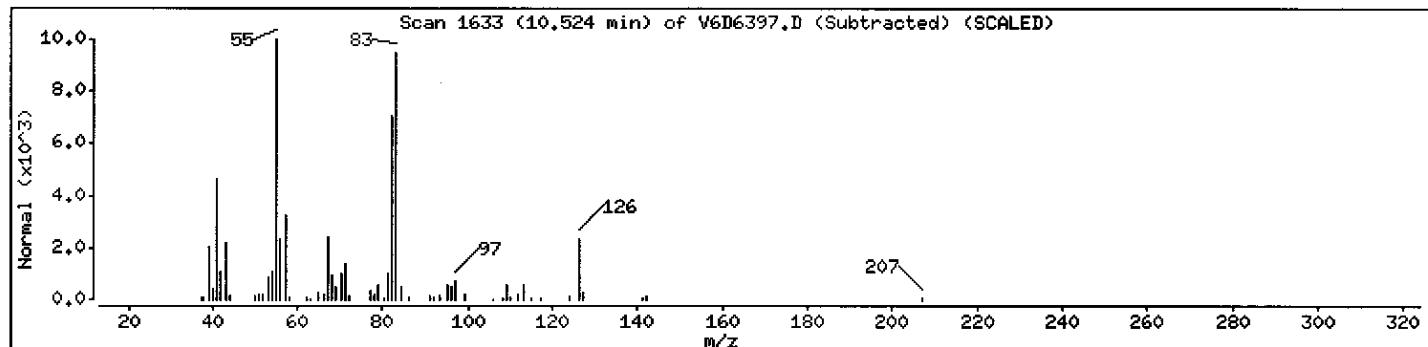
Sample Info: ,D0603-01ADL,18359,2X

Operator: SB SRC: SB

Column phase: DB-624

Column diameter: 0,25

Library Search Compound Match	CAS Number	Library	Entry	Quality	Formula	Weight
Unknown						
Cyclohexane, propyl-	1678-92-8	NIST98.L	11171	83	C9H18	126
Cyclohexane, pentyl-	4292-92-6	NIST98.L	25843	64	C11H22	154
n-Heptadecylcyclohexane	19781-73-8	NIST98.L	129071	64	C23H46	322





Date : 02-JUN-2005 13:28

Client ID: B-840DL

Instrument: V6.i

Sample Info: ,D0603-01ADL,18359,2X

Operator: SB SRC: SB

Column phase: DB-624

Column diameter: 0.25

Library Search Compound Match

Branched Alkane

Heptane, 3-ethyl-2-methyl-

CAS Number

Library

Entry

Quality

Formula

Weight

14676-29-0

NIST98.L

18484

86

C<sub>10</sub>H<sub>22</sub>

142

Heptane, 4-(1-methylethyl)-

52896-87-4

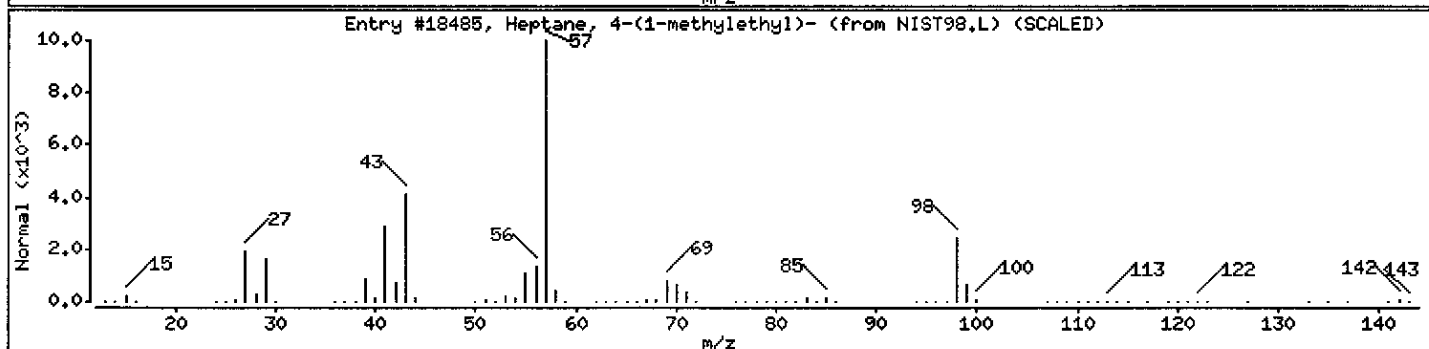
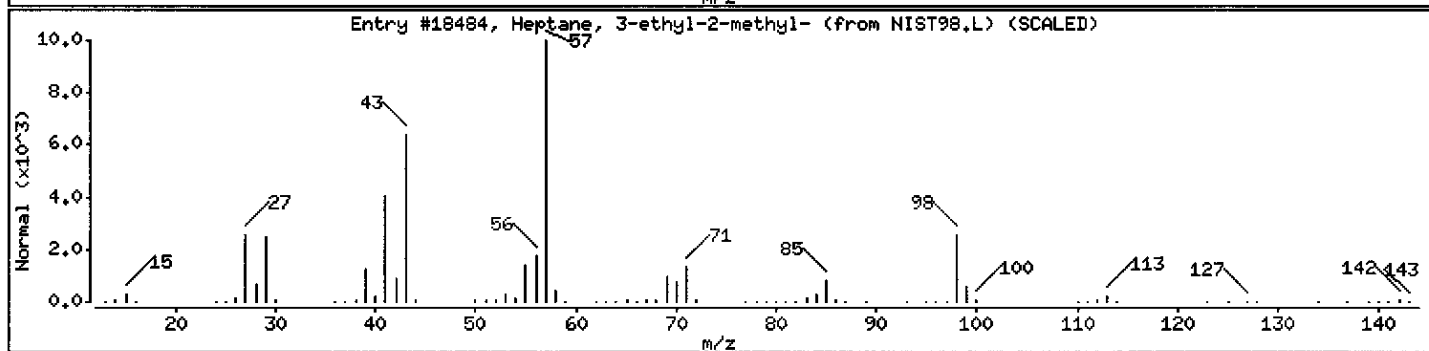
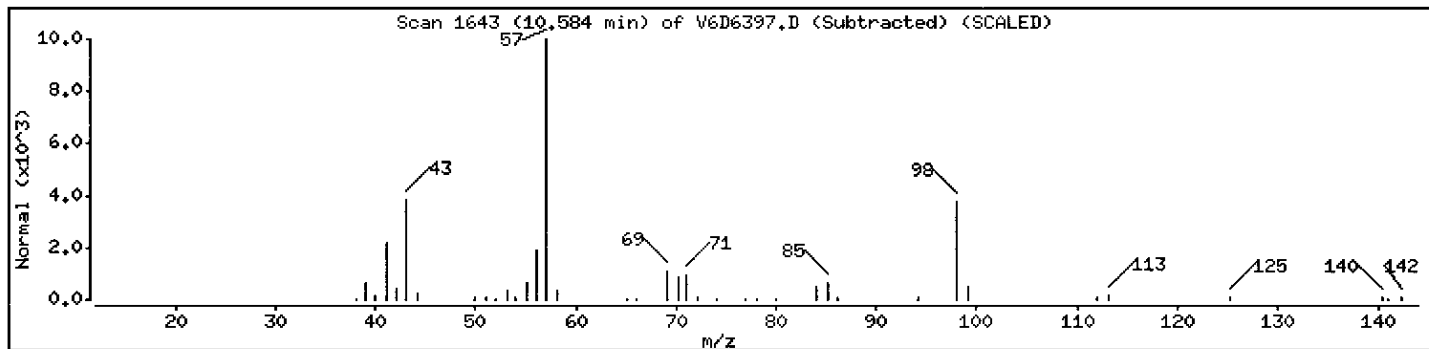
NIST98.L

18485

72

C<sub>10</sub>H<sub>22</sub>

142



Data File: \\AVOGADRO\ORGANICS\organic\voa\V6.i\050602.B\V6D6397.D

Date : 02-JUN-2005 13:28

Client ID: B-840DL

Instrument: V6.i

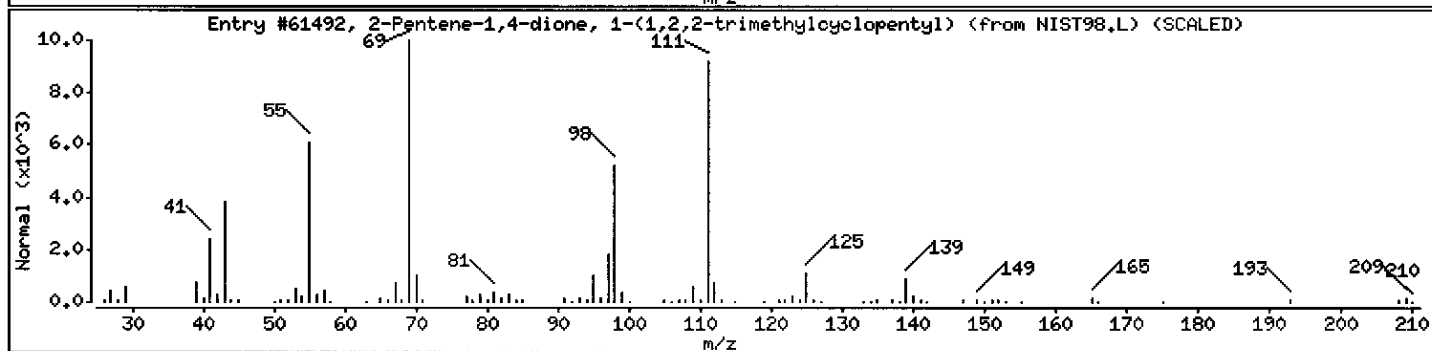
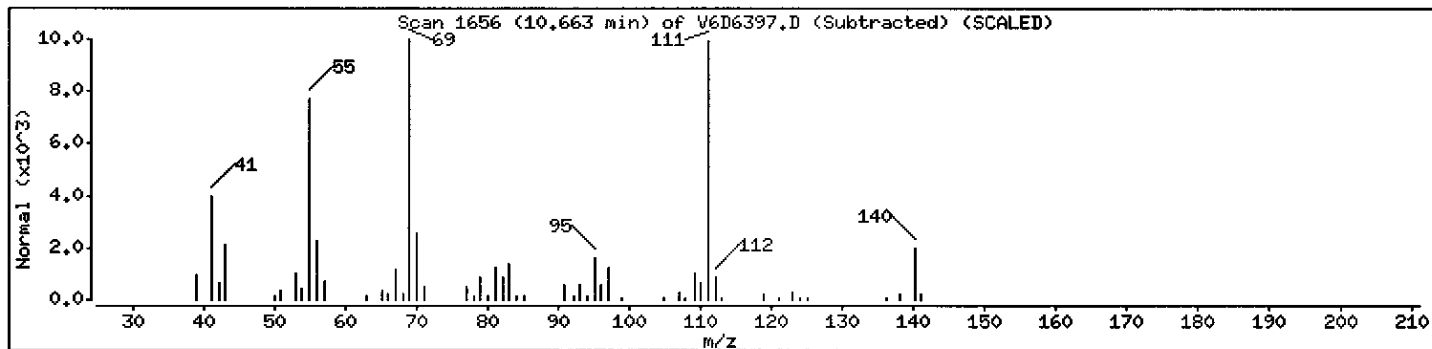
Sample Info: ,D0603-01ADL,18359,2X

Operator: SB SRC: SB

Column phase: DB-624

Column diameter: 0.25

Library Search Compound Match	CAS Number	Library	Entry	Quality	Formula	Weight
Unknown						
2-Pentene-1,4-dione, 1-(1,2,2-trimethylcyclopentyl)	1000196-77-9	NIST98.L	61492	64	C13H20O2	208



Data File: \\AVOGADRO\ORGANICS\organic\voa\V6.i\050602.B\V6D6397.D

Date : 02-JUN-2005 13:28

Client ID: B-840DL

Instrument: V6.i

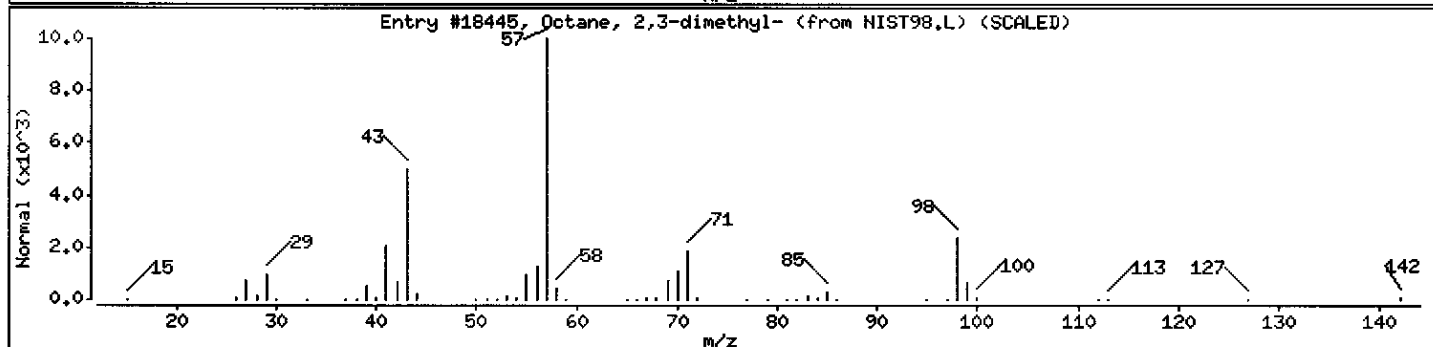
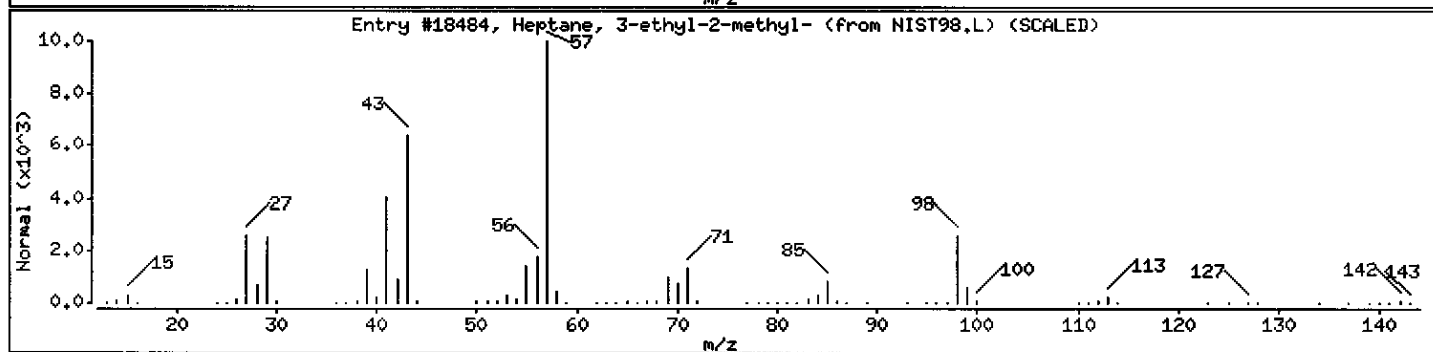
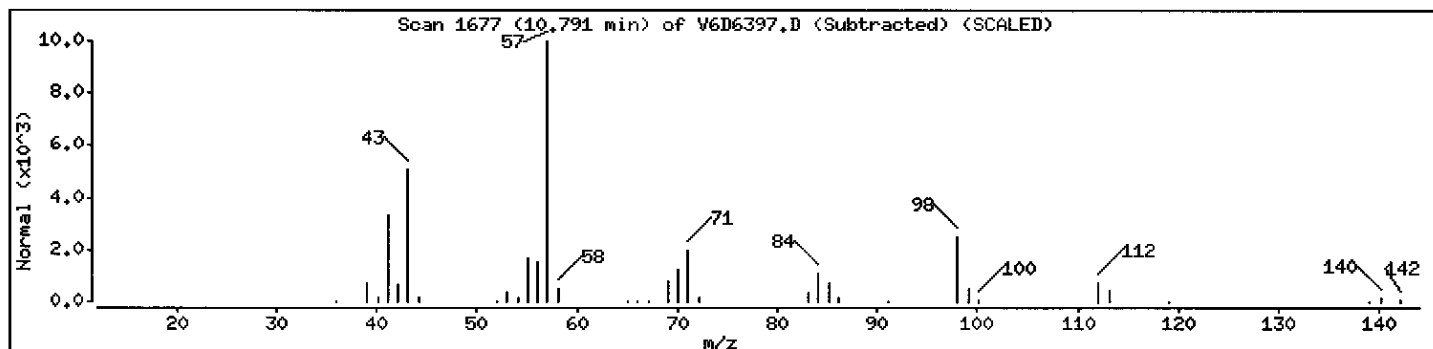
Sample Info: ,D0603-01ADL,18359,2X

Operator: SB SRC: SB

Column phase: DB-624

Column diameter: 0.25

Library Search Compound Match	CAS Number	Library	Entry	Quality	Formula	Weight
Unknown						
Heptane, 3-ethyl-2-methyl-	14676-29-0	NIST98.L	18484	76	C <sub>10</sub> H <sub>22</sub>	142
Octane, 2,3-dimethyl-	7146-60-3	NIST98.L	18445	68	C <sub>10</sub> H <sub>22</sub>	142



Data File: \\AVOGADRO\ORGANICS\organic\voa\V6.i\050602.B\V6D6397.D

Date : 02-JUN-2005 13:28

Client ID: B-840DL

Instrument: V6.i

Sample Info: ,D0603-01ADL,18359,2X

Column phase: DB-624

Operator: SB SRC: SB

Column diameter: 0.25

Library Search Compound Match

CAS Number

Library

Entry

Quality

Formula

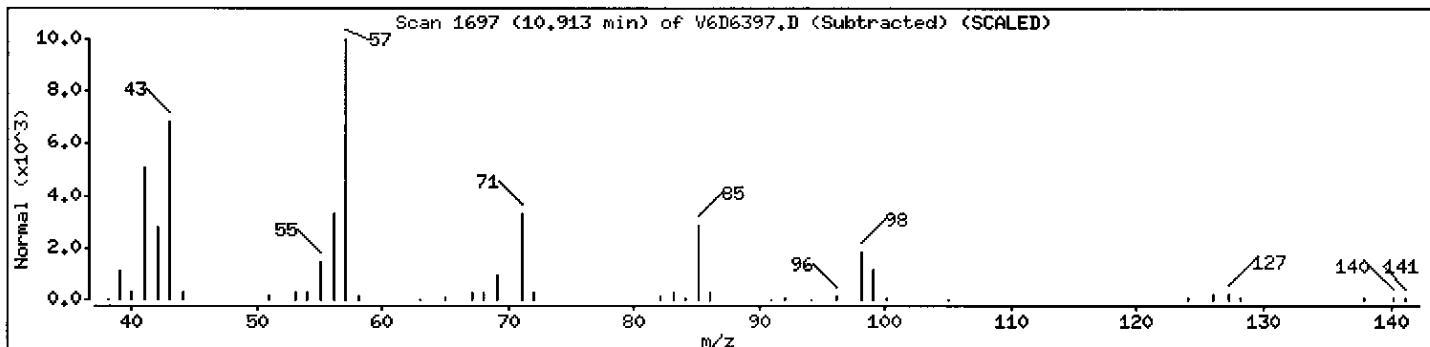
Weight

Unknown

0

0

0



Data File: \\AVOGADRO\ORGANICS\organic\woa\V6.i\050602.B\V6D6397.D

Date : 02-JUN-2005 13:28

Client ID: B-840DL

Instrument: V6.i

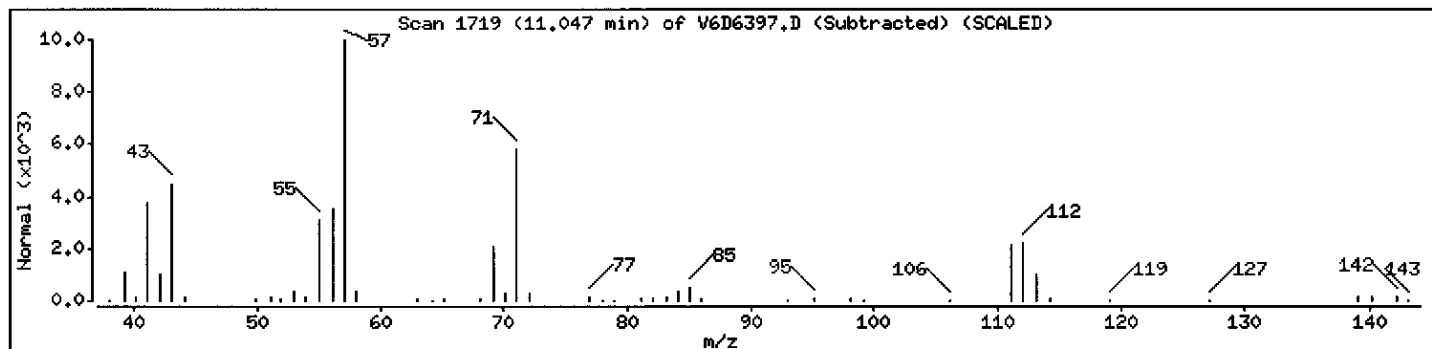
Sample Info: ,D0603-01ADL,18359,2X

Operator: SB SRC: SB

Column phase: DB-624

Column diameter: 0.25

Library Search Compound Match	CAS Number	Library	Entry	Quality	Formula	Weight
Unknown			0	0		0



Data File: \\AVOGADRO\ORGANICS\organic\voa\V6.i\050602.B\V6D6397.D

Date : 02-JUN-2005 13:28

Client ID: B-840DL

Instrument: V6.i

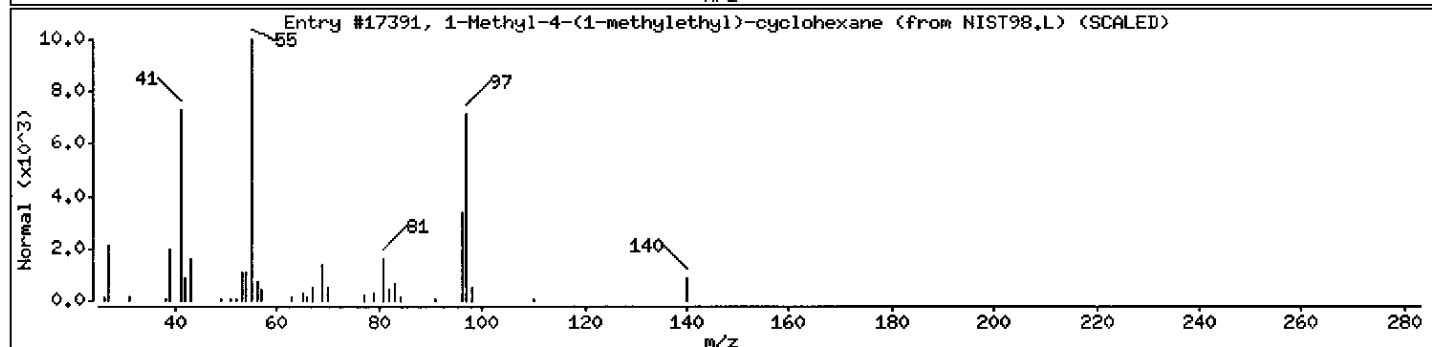
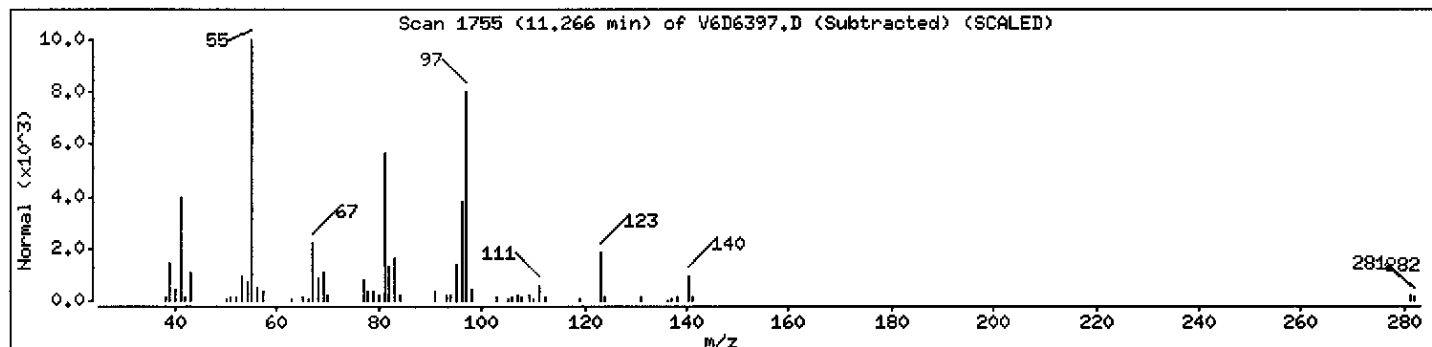
Sample Info: ,D0603-01ADL,18359,2X

Column phase: DB-624

Operator: SB SRC: SB

Column diameter: 0.25

Library Search Compound Match	CAS Number	Library	Entry	Quality	Formula	Weight
Unknown						
1-Methyl-4-(1-methylethyl)-cyclohexane	99-82-1	NIST98.L	17391	64	C <sub>10</sub> H <sub>20</sub>	140



Data File: \\AVOGADRO\ORGANICS\organic\woa\V6.i\050602.B\V6D6397.D

Date : 02-JUN-2005 13:28

Client ID: B-840DL

Instrument: V6.i

Sample Info: ,D0603-01ADL,18359,2X

Operator: SB SRC: SB

Column phase: DB-624

Column diameter: 0.25

Library Search Compound Match

CAS Number

Library

Entry

Quality

Formula

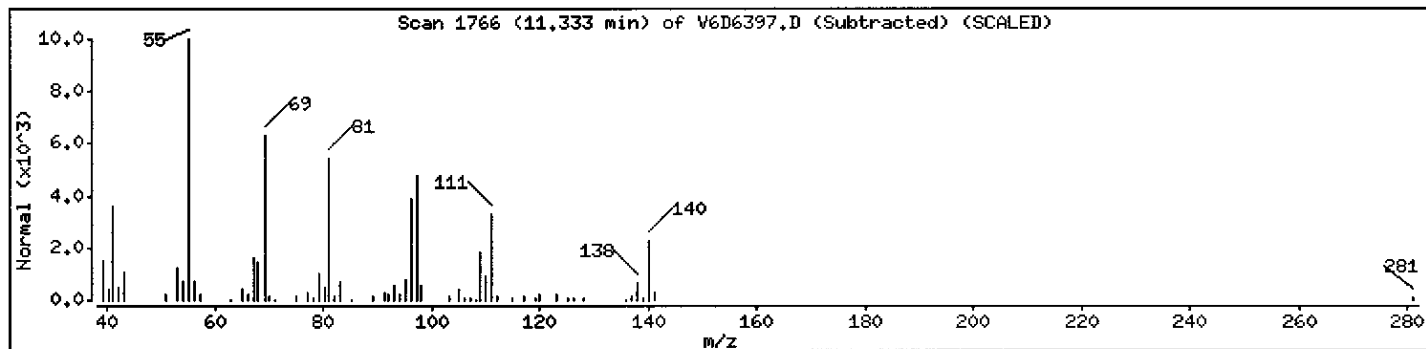
Weight

Unknown

0

0

0



Data File: \\AVOGADRO\ORGANICS\organic\voa\V6.i\050602.B\V6D6397.D

Date : 02-JUN-2005 13:28

Client ID: B-840DL

Instrument: V6.i

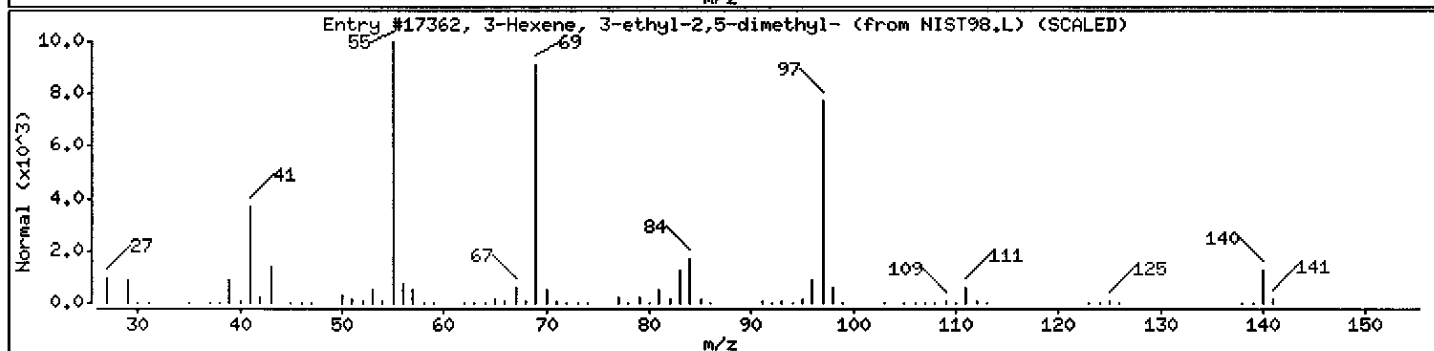
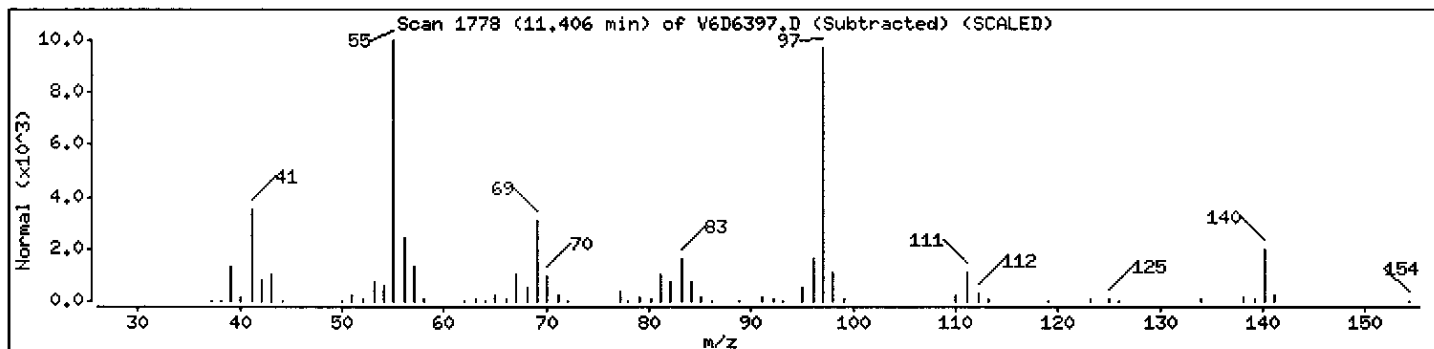
Sample Info: ,D0603-01ADL,18359,2X

Column phase: DB-624

Operator: SB SRC: SB

Column diameter: 0.25

Library Search Compound Match	CAS Number	Library	Entry	Quality	Formula	Weight
Unknown						
3-Hexene, 3-ethyl-2,5-dimethyl-	62338-08-3	NIST98.L	17362	68	C <sub>10</sub> H <sub>20</sub>	140





Data File: \\AVOGADRO\ORGANICS\organic\voa\V6.i\050602.B\V6D6397.D

Date : 02-JUN-2005 13:28

Client ID: B-840DL

Instrument: V6.i

Sample Info: ,D0603-01ADL,18359,2X

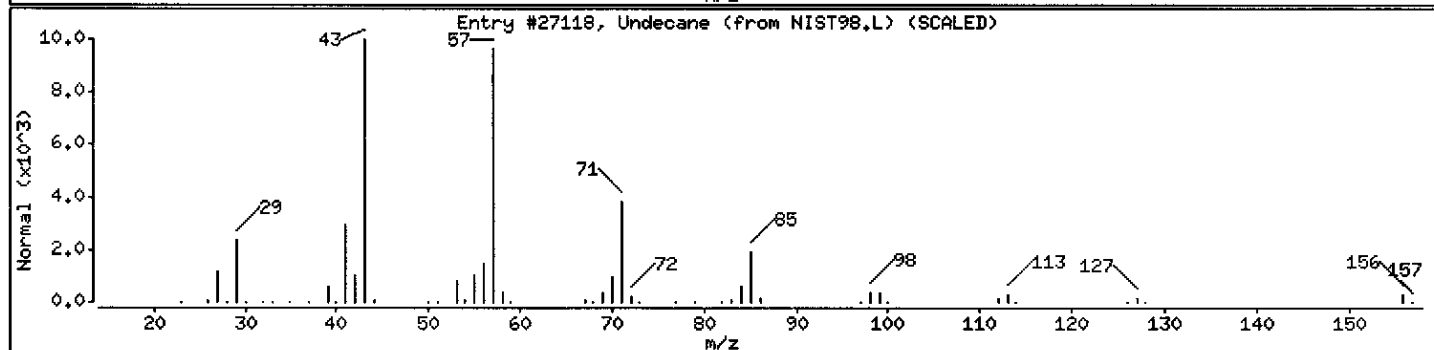
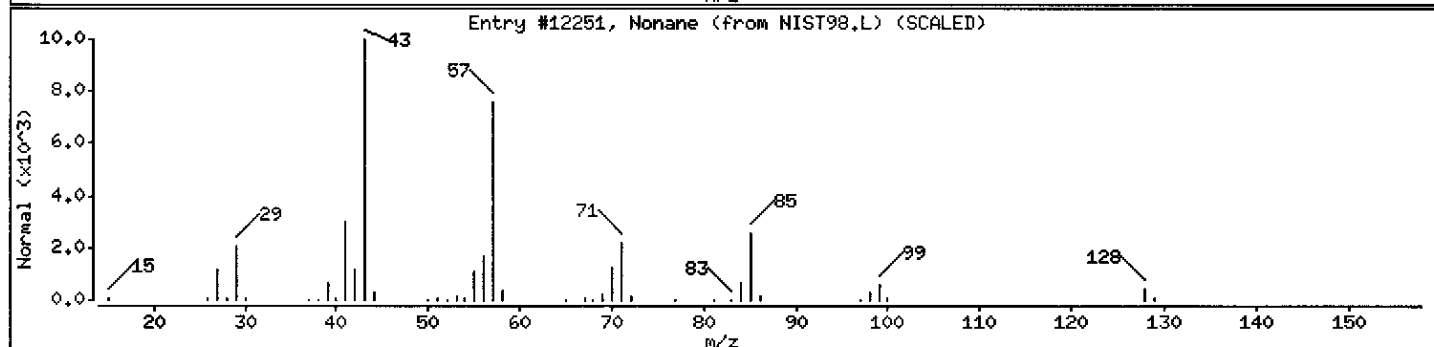
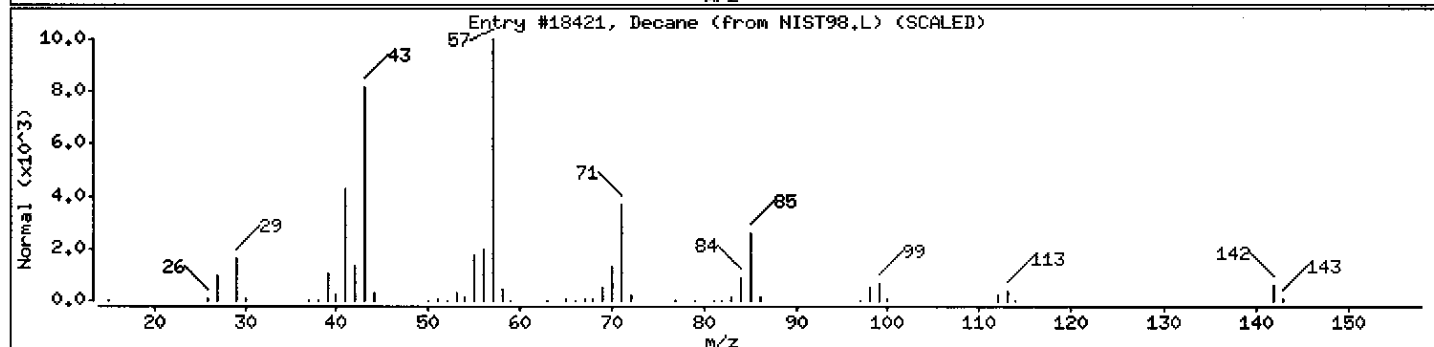
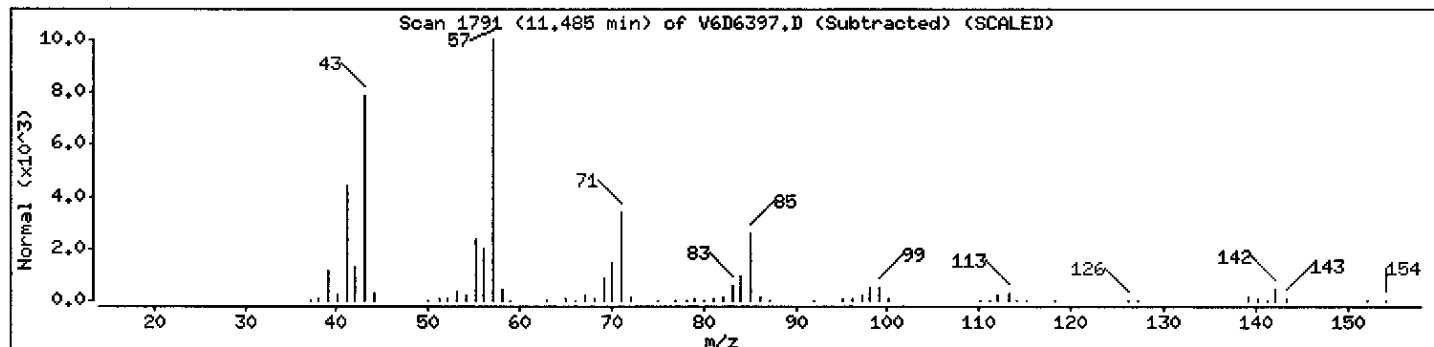
Operator: SB SRC: SB

Column phase: DB-624

Column diameter: 0.25

Library Search Compound Match  
Straight-chain Alkane

Library Search Compound Match	CAS Number	Library	Entry	Quality	Formula	Weight
Decane	124-18-5	NIST98.L	18421	97	C <sub>10</sub> H <sub>22</sub>	142
Nonane	111-84-2	NIST98.L	12251	64	C <sub>9</sub> H <sub>20</sub>	128
Undecane	1120-21-4	NIST98.L	27118	64	C <sub>11</sub> H <sub>24</sub>	156



Data File: \\AVOGADRO\ORGANICS\organic\voa\V6.i\050602.B\V6D6397.D

Date : 02-JUN-2005 13:28

Client ID: B-840DL

Instrument: V6.i

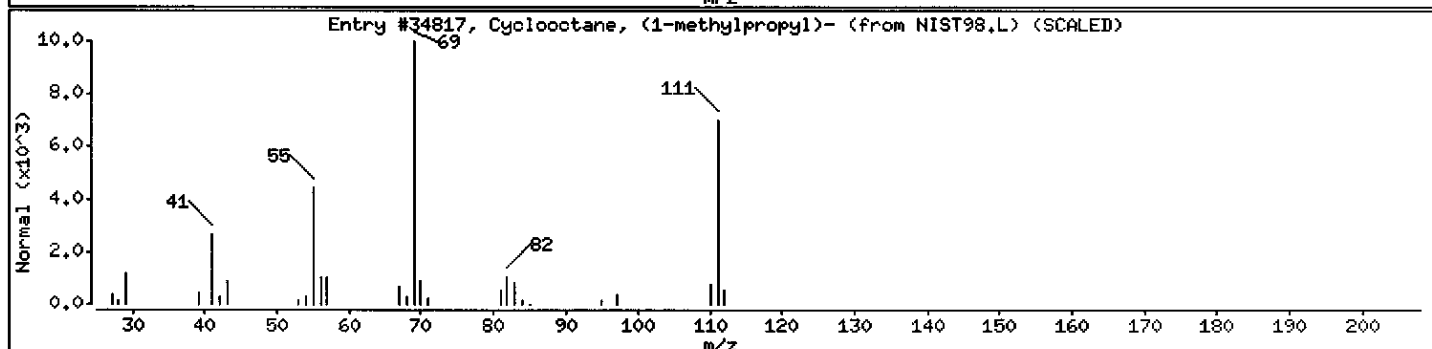
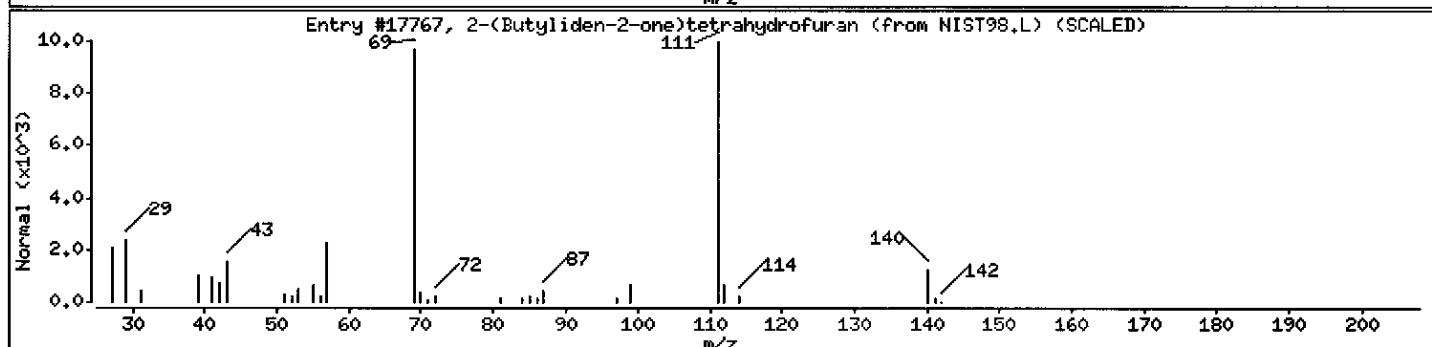
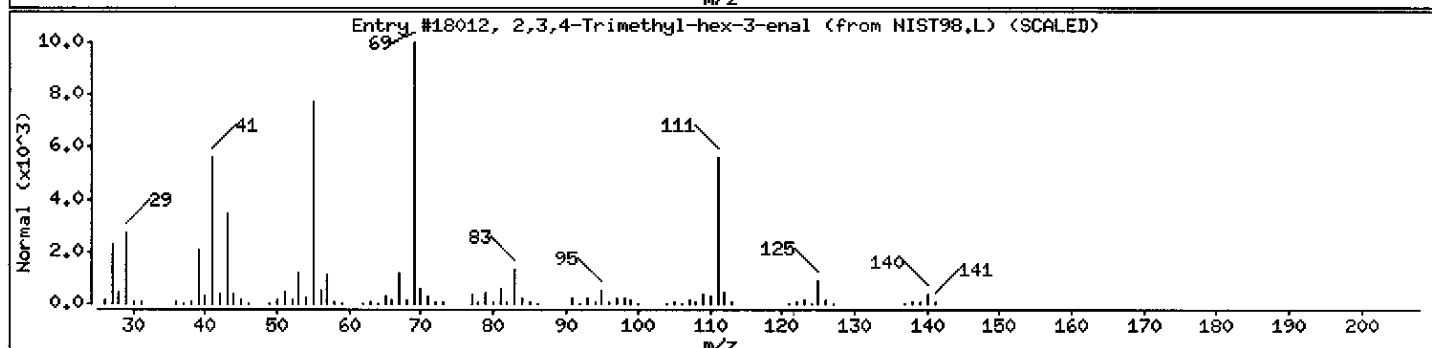
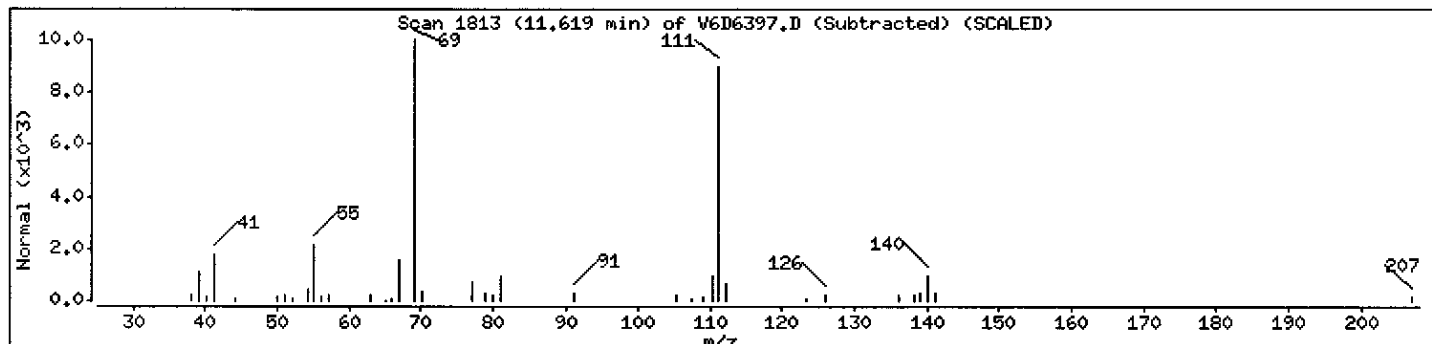
Sample Info: ,D0603-01ADL,18359,2X

Operator: SB SRC: SB

Column phase: DB-624

Column diameter: 0.25

Library Search Compound Match	CAS Number	Library	Entry	Quality	Formula	Weight
Unknown						
2,3,4-Trimethyl-hex-3-enal	1000193-72-9	NIST98.L	18012	64	C9H16O	140
2-(Butyliden-2-one)tetrahydrofuran	343270-50-8	NIST98.L	17767	64	C8H12O2	140
Cyclooctane, (1-methylpropyl)-	16538-89-9	NIST98.L	34817	64	C12H24	168



Data File: \\AVOGADRO\ORGANICS\organic\voa\V6.i\050602.B\V6D6397.D

Date : 02-JUN-2005 13:28

Client ID: B-840DL

Instrument: V6.i

Sample Info: ,D0603-01ADL,18359,2X

Operator: SB SRC: SB

Column phase: DB-624

Column diameter: 0.25

Library Search Compound Match

CAS Number

Library

Entry

Quality

Formula

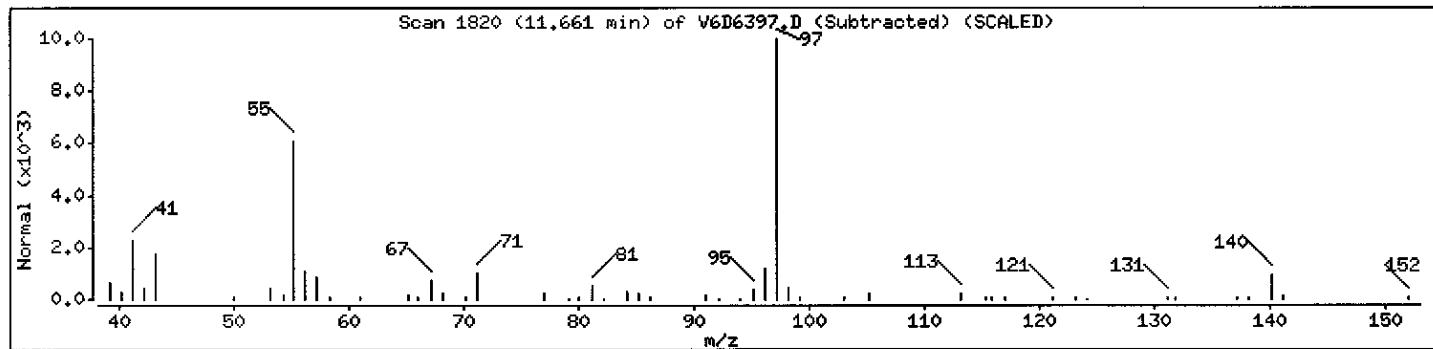
Weight

Unknown

0

0

0



Data File: \\AVOGADRO\ORGANICS\organic\voa\V6.i\050602.B\V6D6397.D

Date : 02-JUN-2005 13:28

Client ID: B-840DL

Instrument: V6.i

Sample Info: ,D0603-01ADL,18359,2X

Operator: SB SRC: SB

Column phase: DB-624

Column diameter: 0.25

Library Search Compound Match

CAS Number

Library

Entry

Quality

Formula

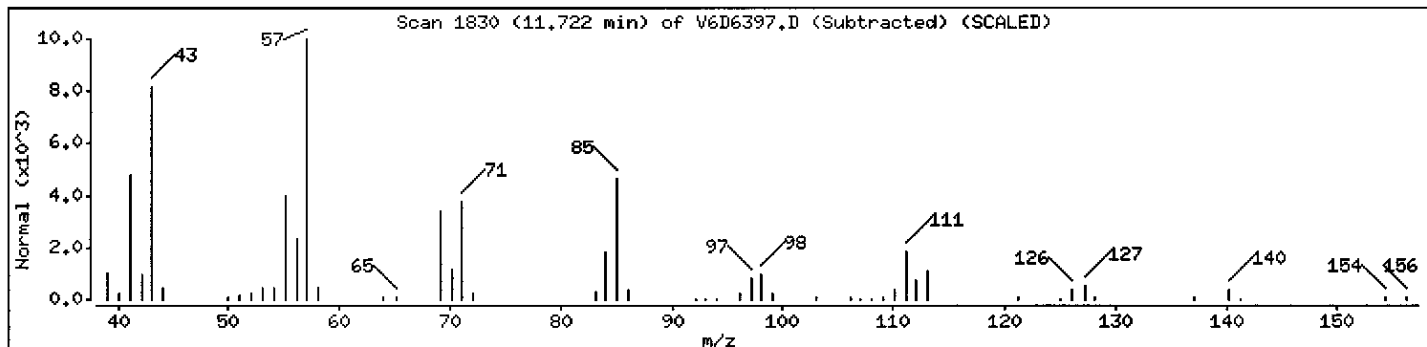
Weight

Unknown

0

0

0



Data File: \\AVOGADRO\ORGANICS\organic\voa\V6.i\050602.B\V6D6397.D

Date : 02-JUN-2005 13:28

Client ID: B-840DL

Instrument: V6.i

Sample Info: ,D0603-01ADL,18359,2X

Operator: SB SRC: SB

Column phase: DB-624

Column diameter: 0.25

Library Search Compound Match

CAS Number

Library

Entry

Quality

Formula

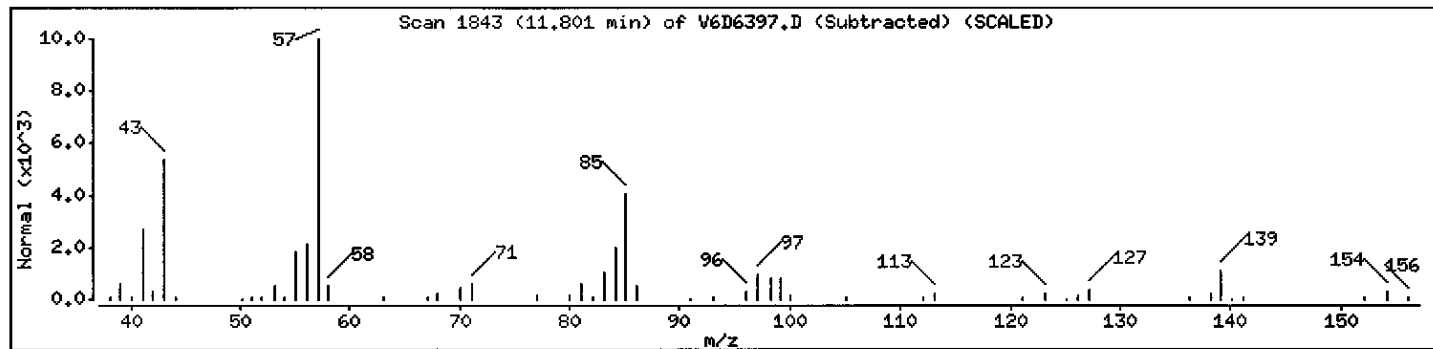
Weight

Unknown

0

0

0



Data File: \\AVOGADRO\ORGANICS\organic\voa\V6.i\050602.B\V6D6397.D

Date : 02-JUN-2005 13:28

Client ID: B-840DL

Instrument: V6.i

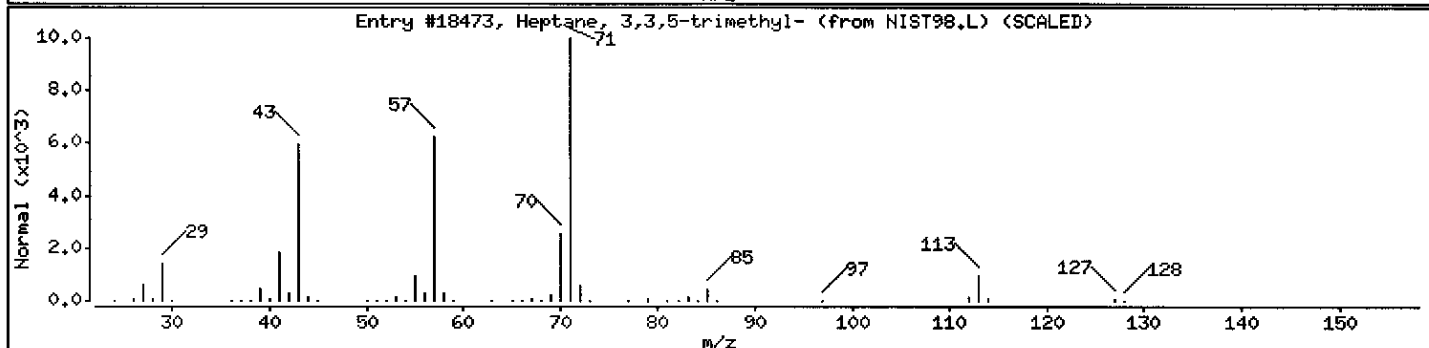
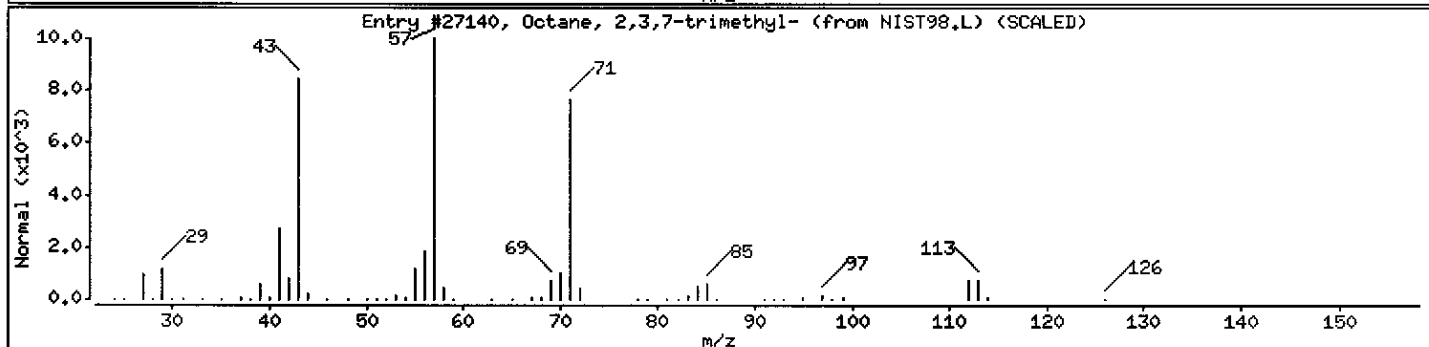
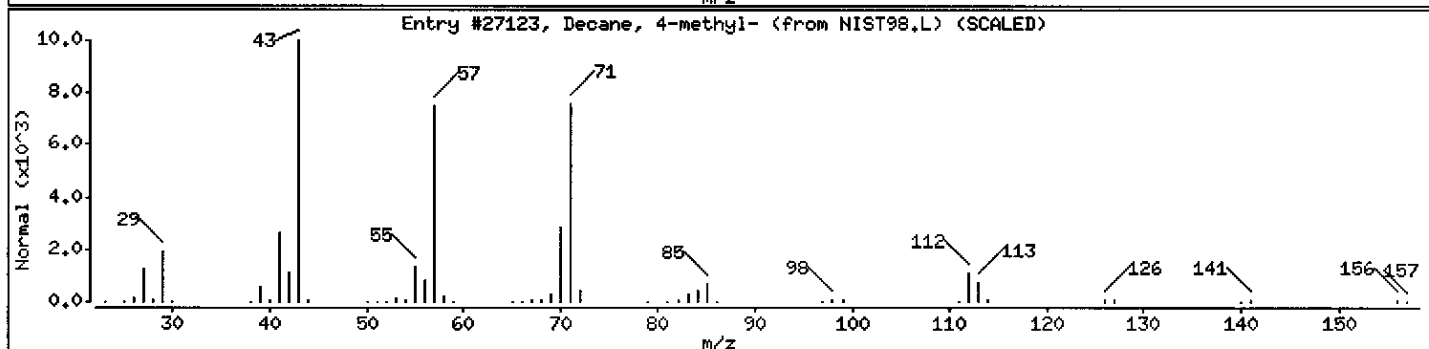
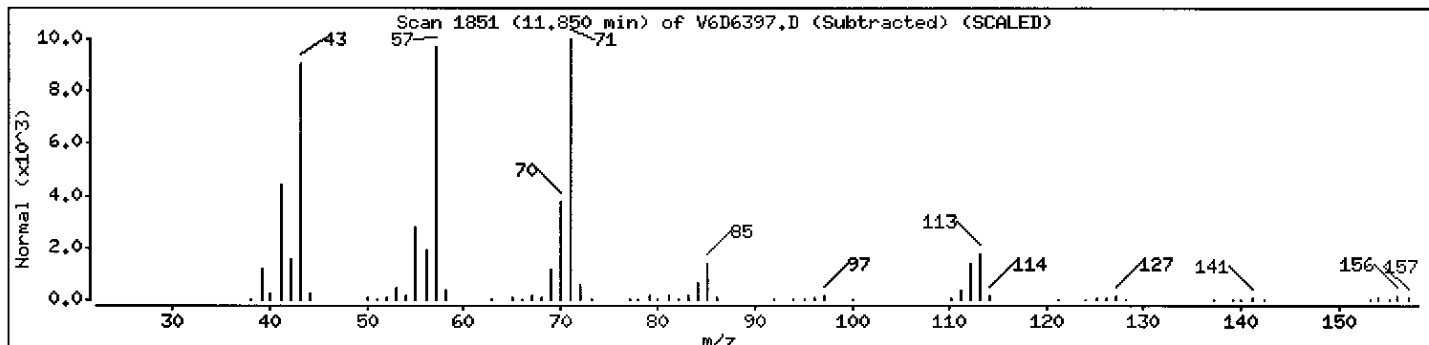
Sample Info: ,D0603-01ADL,18359,2X

Column phase: DB-624

Operator: SB SRC: SB

Column diameter: 0.25

Library Search Compound Match	CAS Number	Library	Entry	Quality	Formula	Weight
Branched Alkane						
Decane, 4-methyl-	2847-72-5	NIST98.L	27123	91	C <sub>11</sub> H <sub>24</sub>	156
Octane, 2,3,7-trimethyl-	62016-34-6	NIST98.L	27140	78	C <sub>11</sub> H <sub>24</sub>	156
Heptane, 3,3,5-trimethyl-	7154-80-5	NIST98.L	18473	72	C <sub>10</sub> H <sub>22</sub>	142



Data File: \\AVOGADRO\ORGANICS\organic\voa\V6.i\050602.B\V6D6397.D

Date : 02-JUN-2005 13:28

Client ID: B-840DL

Instrument: V6.i

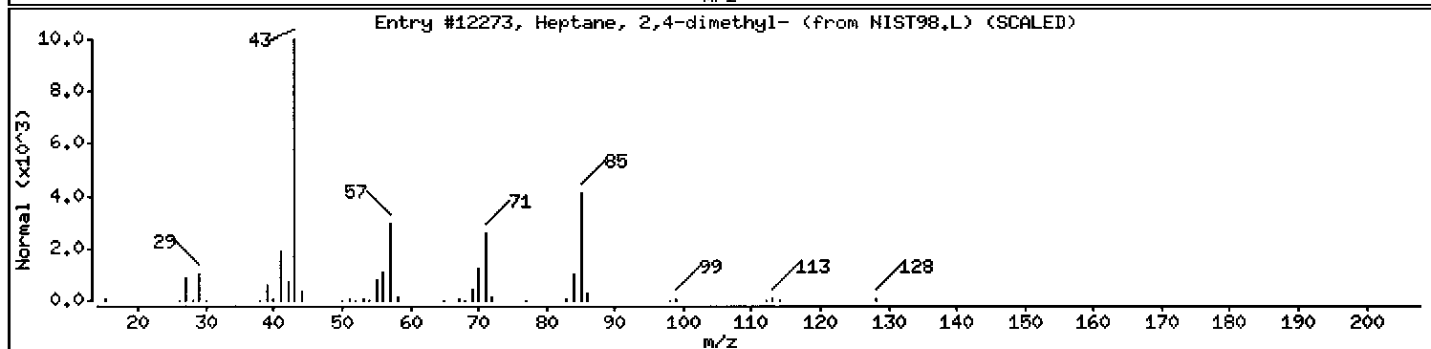
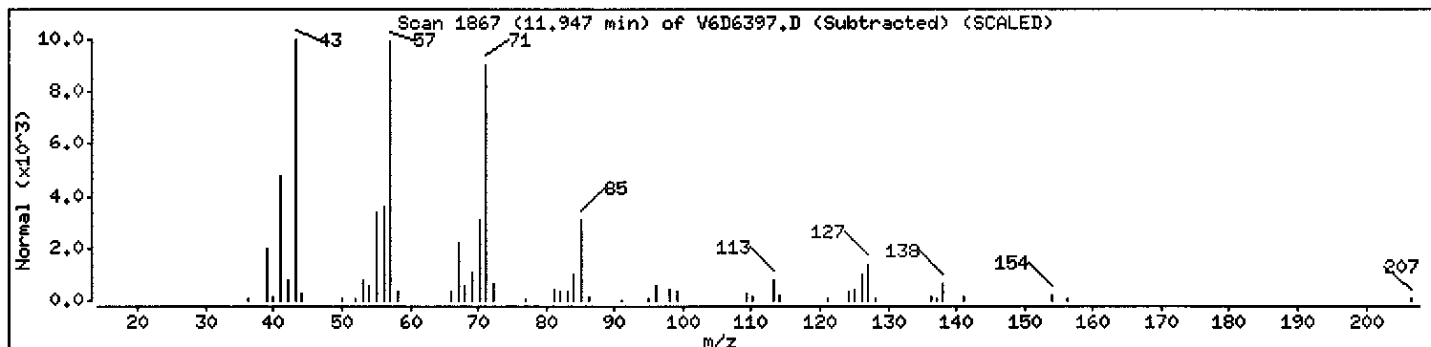
Sample Info: ,D0603-01ADL,18359,2X

Operator: SB SRC: SB

Column phase: DB-624

Column diameter: 0.25

Library Search Compound Match	CAS Number	Library	Entry	Quality	Formula	Weight
Unknown						
Heptane, 2,4-dimethyl-	2213-23-2	NIST98.L	12273	64	C <sub>9</sub> H <sub>20</sub>	128



Data File: \\AVOGADRO\ORGANICS\organic\voa\V6.i\050602.B\V6D6397.D

Date : 02-JUN-2005 13:28

Client ID: B-840DL

Instrument: V6.i

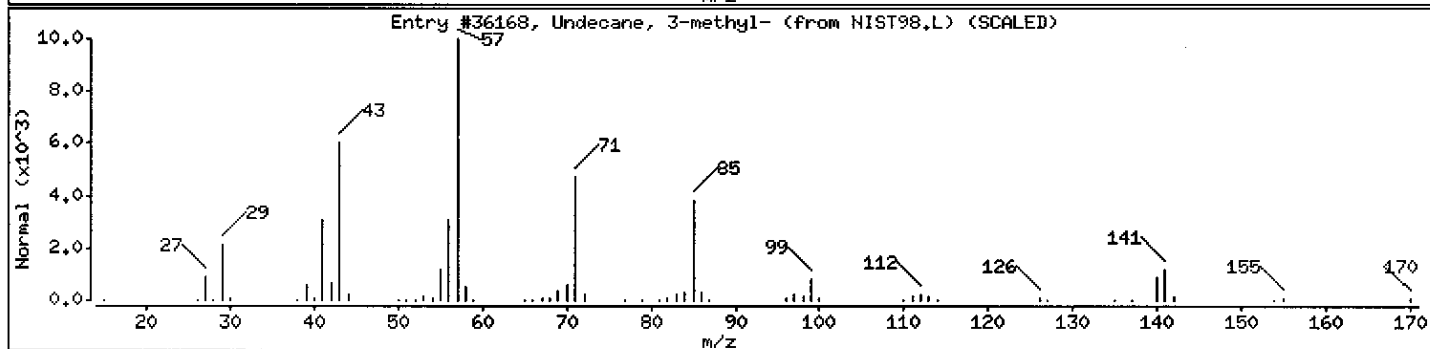
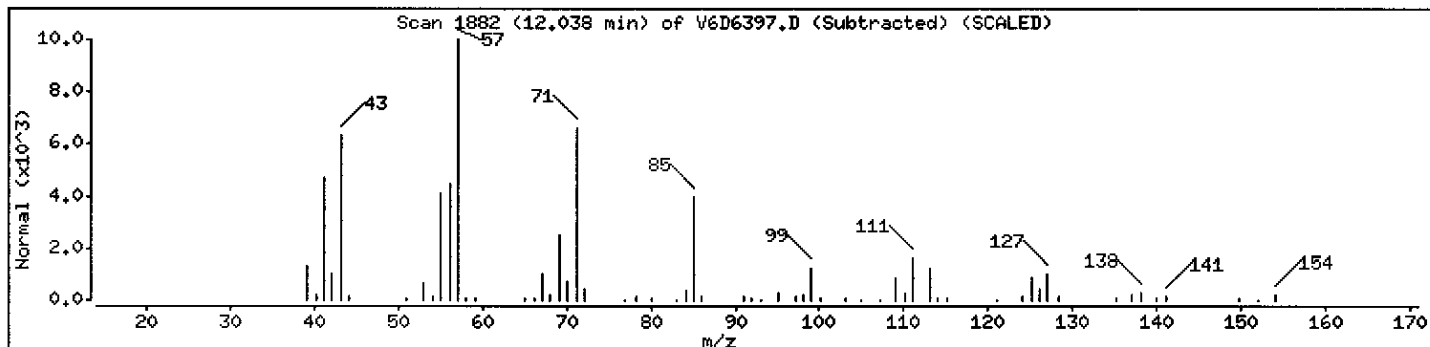
Sample Info: ,D0603-01ADL,18359,2X

Operator: SB SRC: SB

Column phase: DB-624

Column diameter: 0.25

Library Search Compound Match	CAS Number	Library	Entry	Quality	Formula	Weight
Unknown						
Undecane, 3-methyl-	1002-43-3	NIST98.L	36168	64	C <sub>12</sub> H <sub>26</sub>	170





Data File: \\AVOGADRO\ORGANICS\organic\voa\V6.i\050602.B\V6D6397.D

Date : 02-JUN-2005 13:28

Client ID: B-840DL

Instrument: V6.i

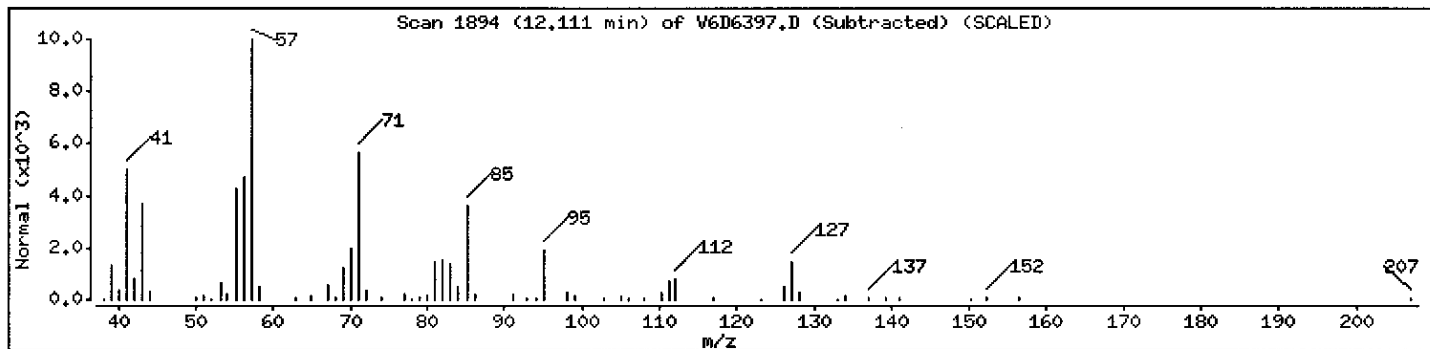
Sample Info: ,D0603-01ADL,18359,2X

Operator: SB SRC: SB

Column phase: DB-624

Column diameter: 0,25

Library Search Compound Match	CAS Number	Library	Entry	Quality	Formula	Weight
Unknown			0	0		0



Date : 02-JUN-2005 13:28

Client ID: B-840DL

Instrument: V6.i

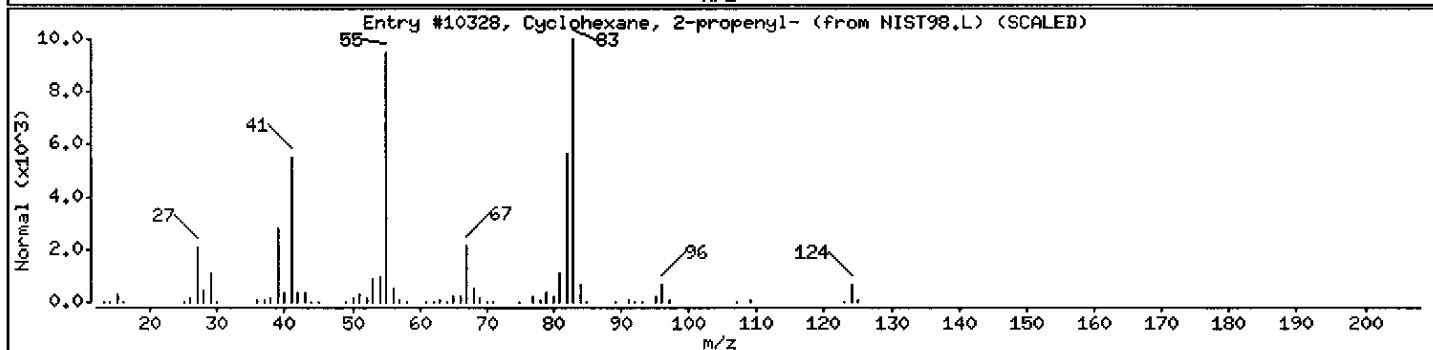
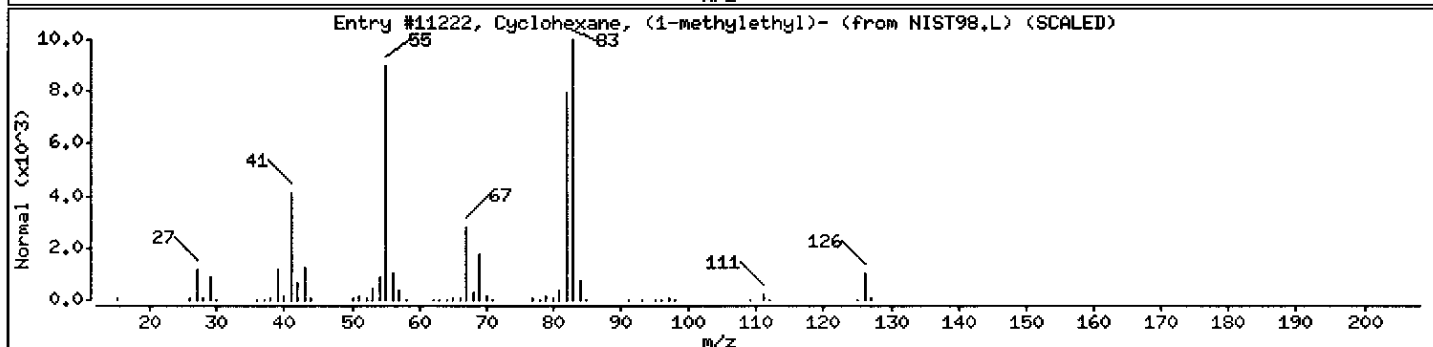
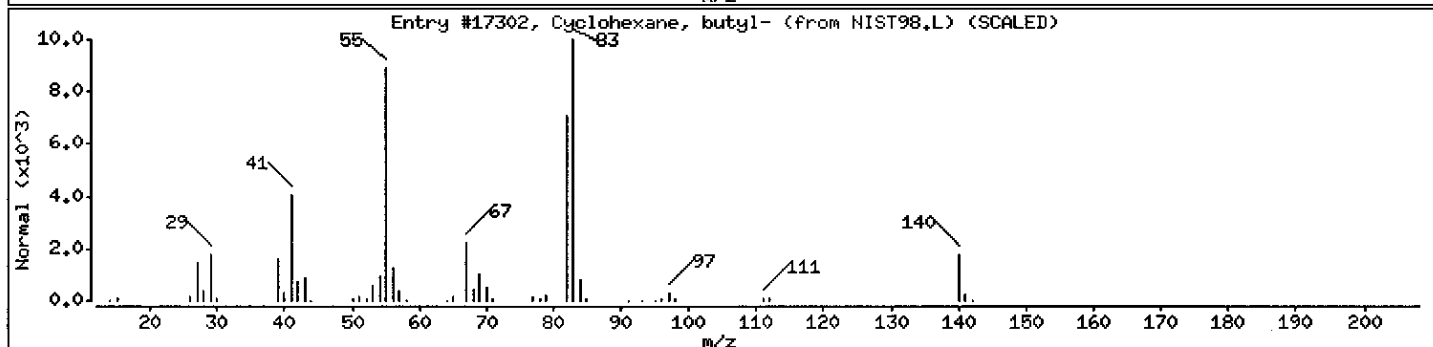
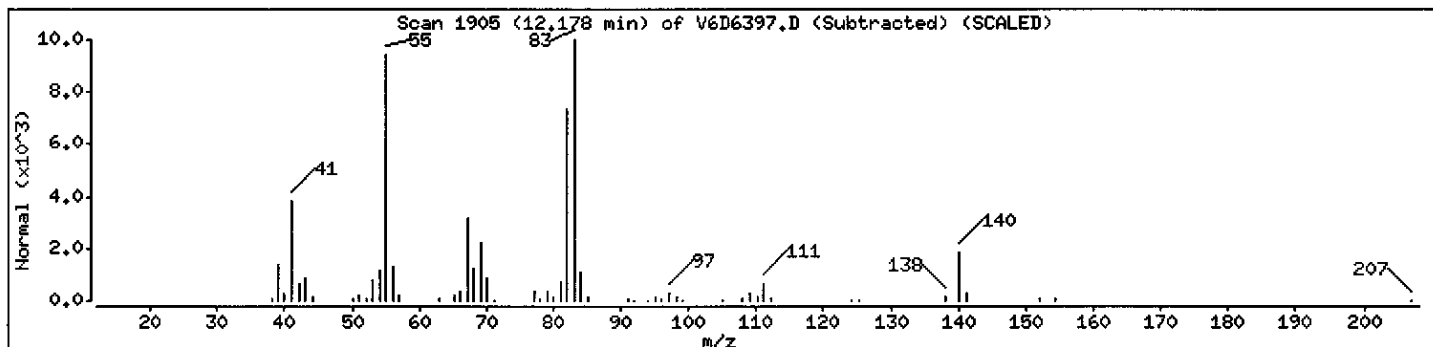
Sample Info: ,D0603-01ADL,18359,2X

Operator: SB SRC: SB

Column phase: DB-624

Column diameter: 0.25

Library Search Compound Match	CAS Number	Library	Entry	Quality	Formula	Weight
Cyclic Alkane						
Cyclohexane, butyl-	1678-93-9	NIST98.L	17302	91	C <sub>10</sub> H <sub>20</sub>	140
Cyclohexane, (1-methylethyl)-	696-29-7	NIST98.L	11222	80	C <sub>9</sub> H <sub>18</sub>	126
Cyclohexane, 2-propenyl-	2114-42-3	NIST98.L	10328	78	C <sub>9</sub> H <sub>16</sub>	124



Data File: \\AVOGADRO\ORGANICS\organic\voa\V6.i\050602.B\V6D6397.D

Date : 02-JUN-2005 13:28

Client ID: B-840DL

Instrument: V6.i

Sample Info: ,D0603-01ADL,18359,2X

Operator: SB SRC: SB

Column phase: DB-624

Column diameter: 0.25

Library Search Compound Match

CAS Number

Library

Entry

Quality

Formula

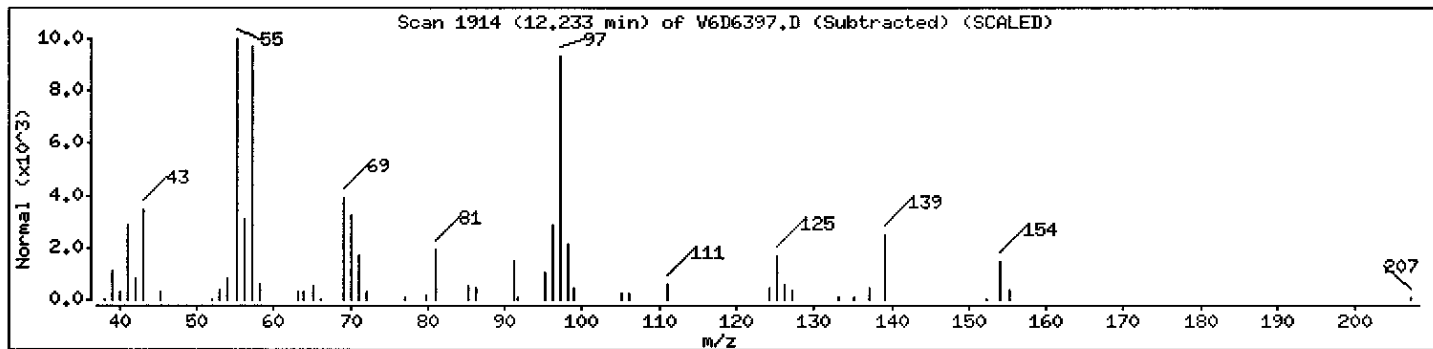
Weight

Unknown

0

0

0



Data File: \\AVOGADRO\ORGANICS\organic\voa\V6.i\050602.B\V6D6397.D

Date : 02-JUN-2005 13:28

Client ID: B-840DL

Instrument: V6.i

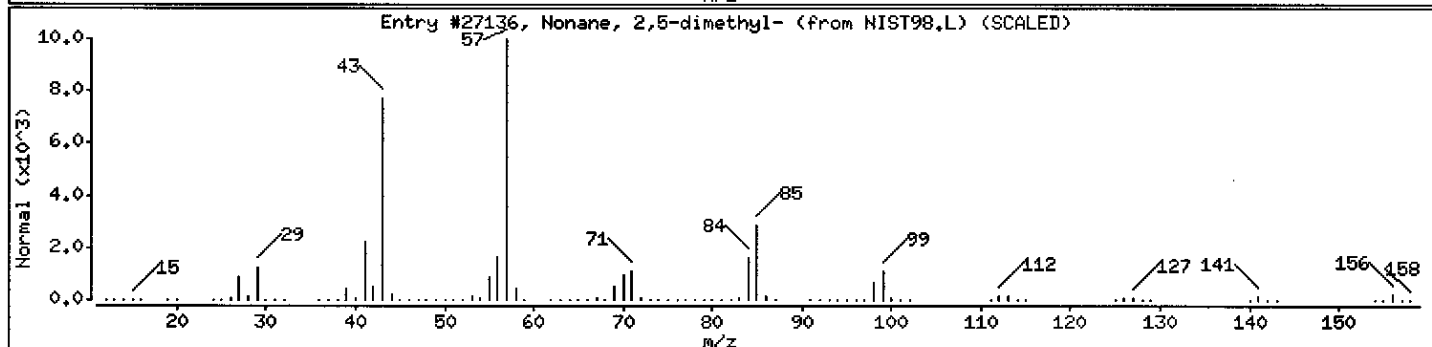
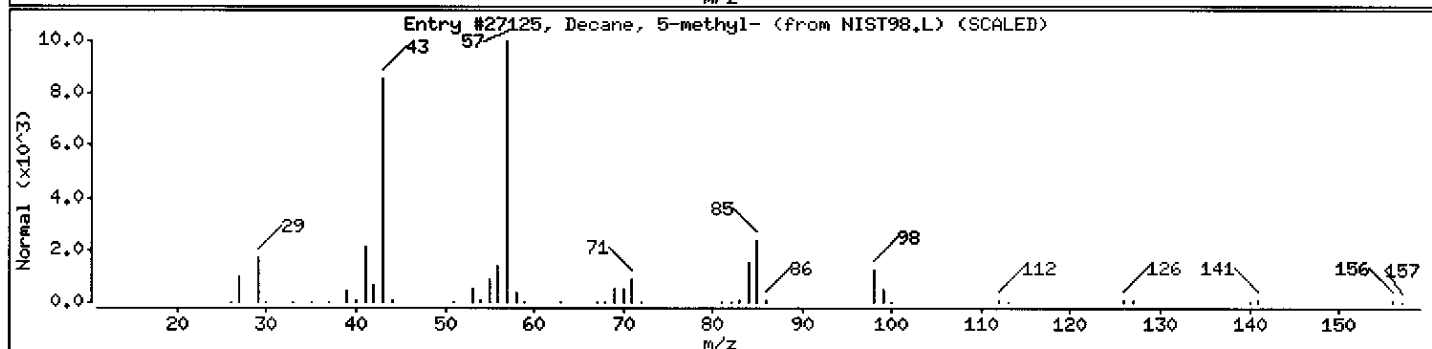
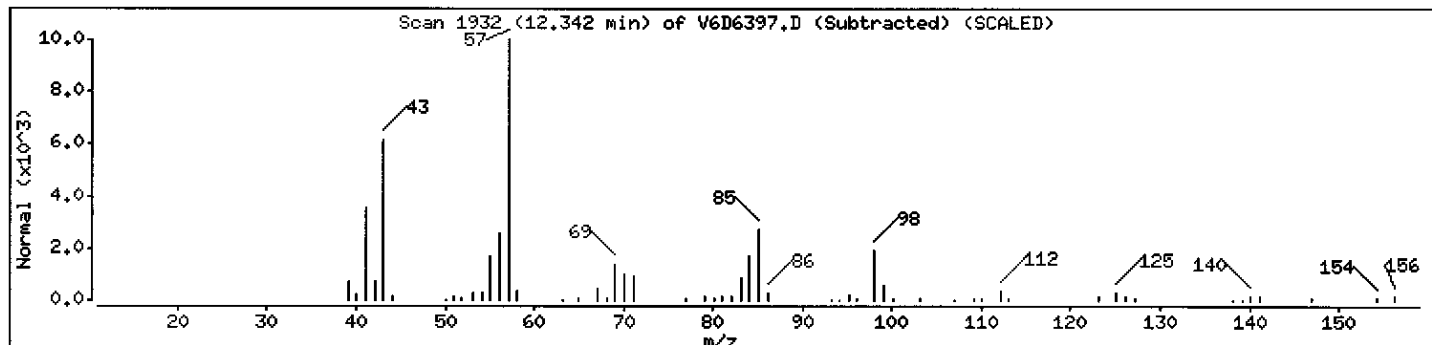
Sample Info: ,D0603-01ADL,18359,2X

Operator: SB SRC: SB

Column phase: DB-624

Column diameter: 0.25

Library Search Compound Match	CAS Number	Library	Entry	Quality	Formula	Weight
Unknown						
Decane, 5-methyl-	13151-35-4	NIST98.L	27125	72	C <sub>11</sub> H <sub>24</sub>	156
Nonane, 2,5-dimethyl-	17302-27-1	NIST98.L	27136	62	C <sub>11</sub> H <sub>24</sub>	156



Data File: \\AVOGADRO\ORGANICS\organic\voa\V6.i\050602.B\V6D6397.D

Date : 02-JUN-2005 13:28

Client ID: B-840DL

Instrument: V6.i

Sample Info: ,D0603-01ADL,18359,2X

Operator: SB SRC: SB

Column phase: DB-624

Column diameter: 0.25

Library Search Compound Match

CAS Number

Library

Entry

Quality

Formula

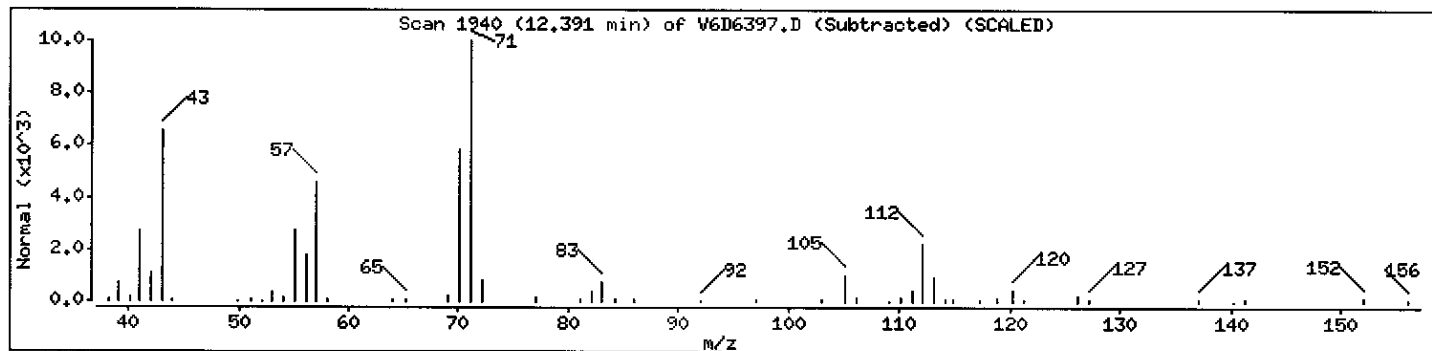
Weight

Unknown

0

0

0



Data File: \\AVOGADRO\ORGANICS\organic\voa\V6.i\050602.B\V6D6397.D

Date : 02-JUN-2005 13:28

Client ID: B-840DL

Instrument: V6.i

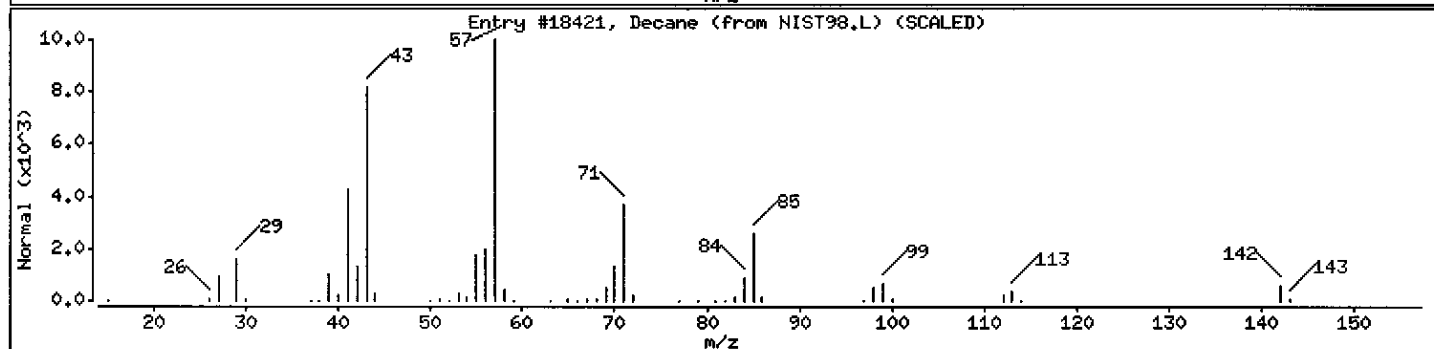
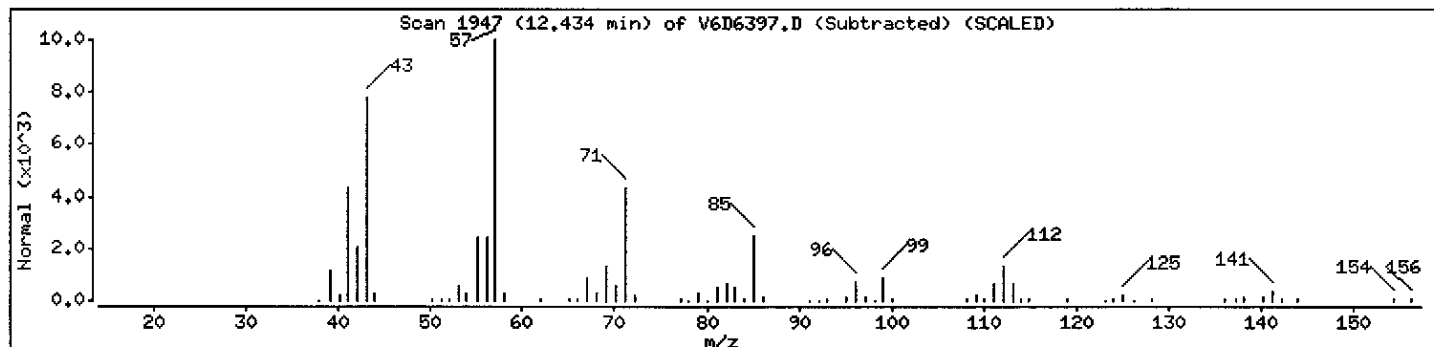
Sample Info: ,D0603-01ADL,18359,2X

Column phase: DB-624

Operator: SB SRC: SB

Column diameter: 0.25

Library Search Compound Match	CAS Number	Library	Entry	Quality	Formula	Weight
Unknown						
Decane	124-18-5	NIST98.L	18421	64	C <sub>10</sub> H <sub>22</sub>	142



Data File: \\AVOGADRO\ORGANICS\organic\voa\V6.i\050602.B\V6D6397.D

Date : 02-JUN-2005 13:28

Client ID: B-840DL

Instrument: V6.i

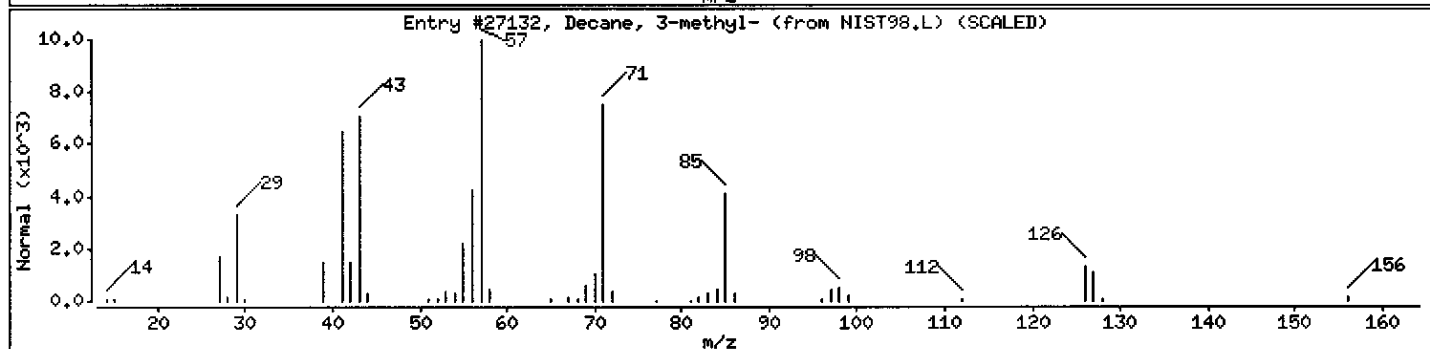
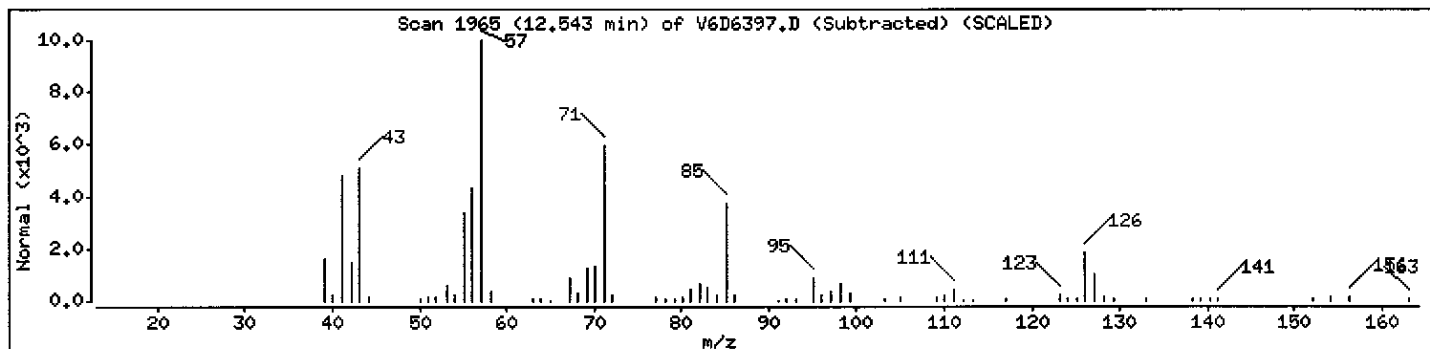
Sample Info: ,D0603-01ADL,18359,2X

Column phase: DB-624

Operator: SB SRC: SB

Column diameter: 0.25

Library Search Compound Match	CAS Number	Library	Entry	Quality	Formula	Weight
Branched Alkane						
Decane, 3-methyl-	13151-34-3	NIST98.L	27132	90	C <sub>11</sub> H <sub>24</sub>	156



Data File: \\AVOGADRO\ORGANICS\organic\voa\V6.i\050602.B\V6D6397.D

Date : 02-JUN-2005 13:28

Client ID: B-840DL

Instrument: V6.i

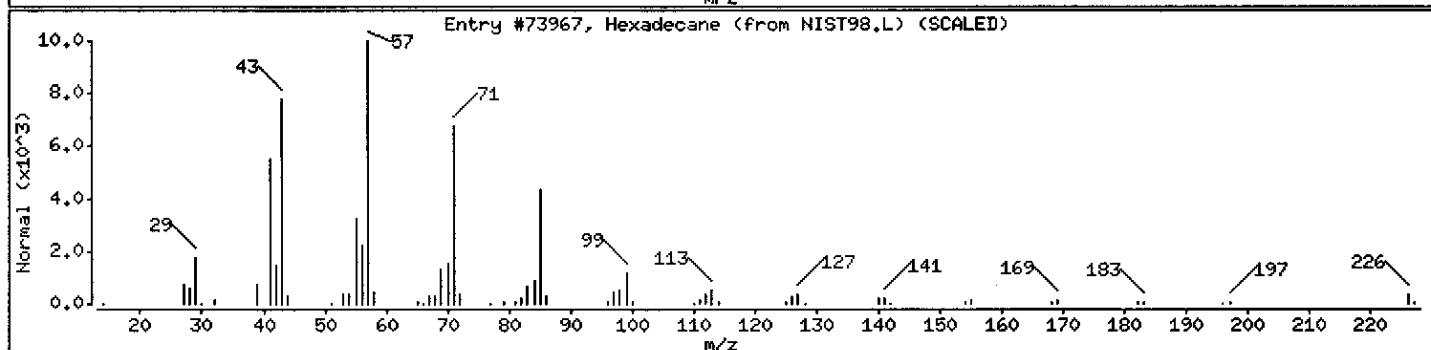
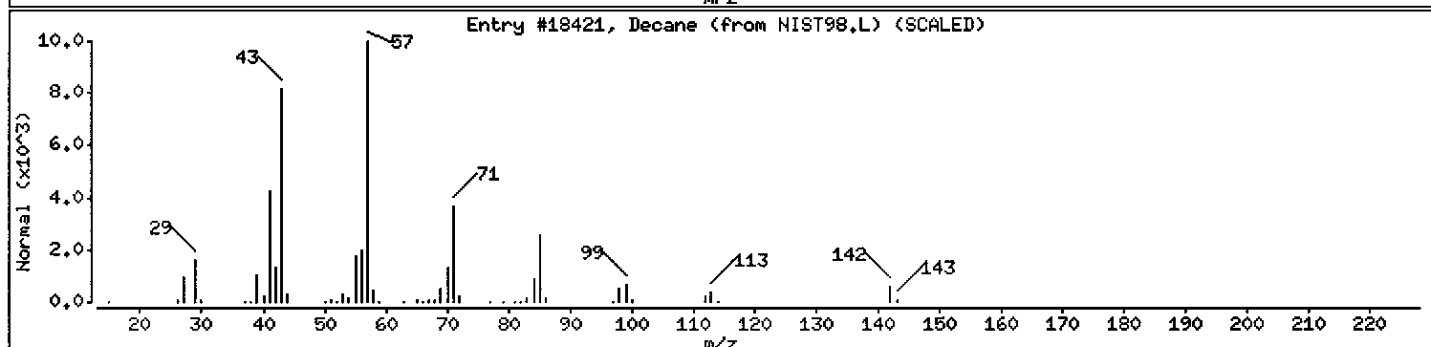
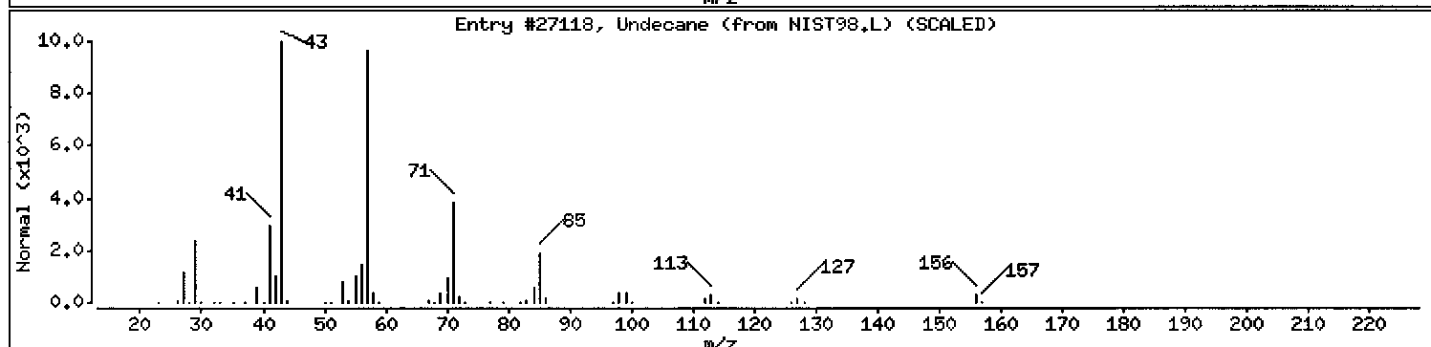
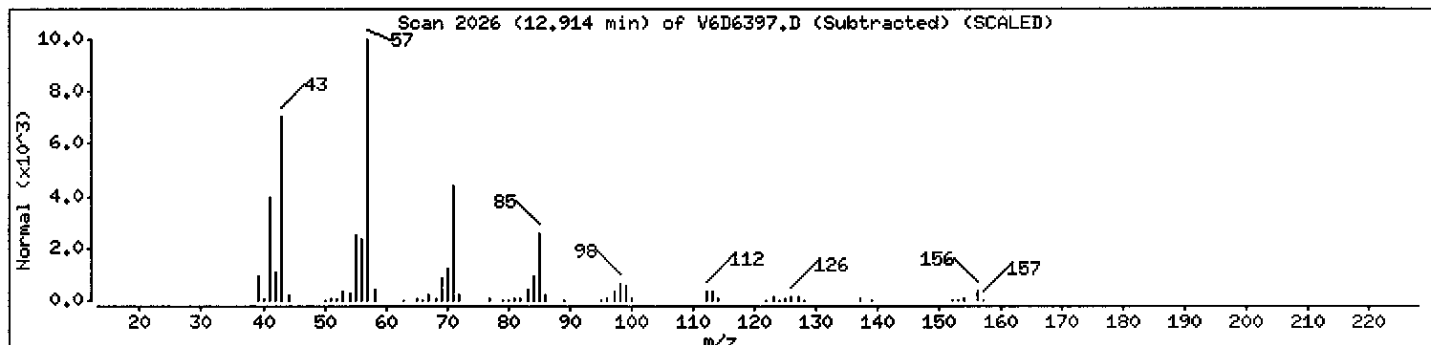
Sample Info: ,D0603-01ADL,18359,2X

Column phase: DB-624

Operator: SB SRC: SB

Column diameter: 0.25

Library Search Compound Match	CAS Number	Library	Entry	Quality	Formula	Weight
Straight-chain Alkane						
Undecane	1120-21-4	NIST98.L	27118	90	C <sub>11</sub> H <sub>24</sub>	156
Decane	124-18-5	NIST98.L	18421	90	C <sub>10</sub> H <sub>22</sub>	142
Hexadecane	544-76-3	NIST98.L	73967	80	C <sub>16</sub> H <sub>34</sub>	226





Data File: \\AVOGADRO\ORGANICS\organic\voa\V6.i\050602.B\V6D6397.D

Date : 02-JUN-2005 13:28

Client ID: B-840DL

Instrument: V6.i

Sample Info: ,D0603-01ADL,18359,2X

Operator: SB SRC: SB

Column phase: DB-624

Column diameter: 0.25

Library Search Compound Match

CAS Number

Library

Entry

Quality

Formula

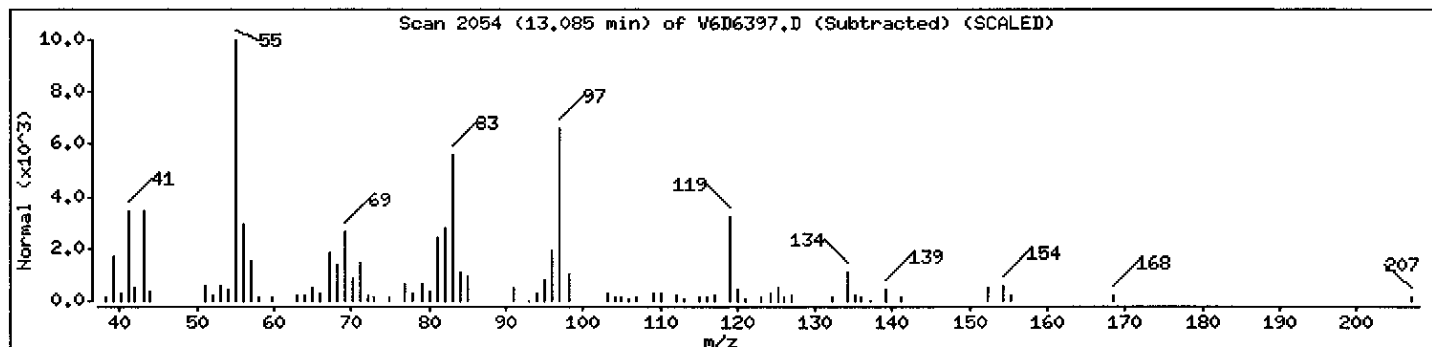
Weight

Unknown

0

0

0



6A  
VOLATILE ORGANICS INITIAL CALIBRATION DATA

Lab Name: MITKEM CORPORATION Contract: \_\_\_\_\_  
 Lab Code: MITKEM Case No.: \_\_\_\_\_ SAS No.: \_\_\_\_\_ SDG No.: MD0603  
 Instrument ID: V1 Calibration Date(s): 05/23/05 05/23/05  
 Heated Purge: (Y/N) Y Calibration Times: 2054 2252  
 GC Column: DB-624 ID: 0.25(mm)

LAB FILE ID:		RRF10 =	V1G7752	RRF20 =	V1G7755		
RRF50 =		V1G7751	RRF100=	V1G7754	RRF200=	V1G7753	
COMPOUND	RRF10	RRF20	RRF50	RRF100	RRF200	RRF	% RSD
Dichlorodifluoromethane	0.752	0.988	1.134	1.166	1.186	1.045	17.4
Chloromethane	2.053	1.824	1.978	1.933	1.939	1.945	4.3
Vinyl Chloride *	1.773	1.486	1.780	1.761	1.773	1.715	7.5*
Bromomethane *	1.139	0.984	1.073	0.955	0.844	0.999	11.3*
Chloroethane	0.988	0.835	0.974	0.909	0.863	0.914	7.3
Trichlorofluoromethane	1.067	1.051	1.247	1.167	0.846	1.076	14.0
1,1-Dichloroethene *	1.069	0.877	1.025	0.970	0.987	0.986	7.3*
1,1,2-Trichloro- 1,2,2-trifluoroethane	0.833	0.917	1.141	1.105	1.103	1.020	13.4
Acetone	0.621	0.617	0.578	0.474	0.424	0.543	16.4
Carbon Disulfide	5.130	4.578	5.272	5.108	5.130	5.044	5.3
Methyl Acetate	1.663	1.334	1.421	1.348	1.355	1.424	9.7
Methylene Chloride	2.036	1.644	1.658	1.580	1.563	1.696	11.5
trans-1,2-Dichloroethene	1.516	1.342	1.440	1.401	1.385	1.417	4.6
Methyl tert-Butyl Ether	4.314	3.671	3.836	3.738	3.776	3.867	6.6
1,1-Dichloroethane *	2.730	2.503	2.708	2.620	2.598	2.632	3.5*
cis-1,2-Dichloroethene	1.663	1.389	1.498	1.487	1.461	1.500	6.7
2-Butanone	1.149	0.990	0.878	0.870	0.895	0.956	12.3
Chloroform *	2.531	2.181	2.258	2.144	2.144	2.252	7.2*
1,1,1-Trichloroethane *	0.308	0.269	0.285	0.281	0.280	0.285	5.0*
Cyclohexane	0.424	0.447	0.521	0.523	0.526	0.488	10.0
Carbon Tetrachloride *	0.242	0.231	0.255	0.251	0.257	0.247	4.3*
Benzene *	1.219	1.055	1.103	1.095	1.073	1.109	5.8*
1,2-Dichloroethane *	1.522	1.412	1.432	1.399	1.344	1.422	4.5*
Trichloroethene *	0.291	0.265	0.283	0.283	0.281	0.281	3.4*
Methylcyclohexane	0.344	0.383	0.453	0.452	0.446	0.416	11.9

\* Compounds with required minimum RRF and maximum %RSD values.  
 All other compounds must meet a minimum RRF of 0.010.

6B  
VOLATILE ORGANICS INITIAL CALIBRATION DATA

Lab Name: MITKEM CORPORATION Contract: \_\_\_\_\_  
 Lab Code: MITKEM Case No.: \_\_\_\_\_ SAS No.: \_\_\_\_\_ SDG No.: MD0603  
 Instrument ID: V1 Calibration Date(s): 05/23/05 05/23/05  
 Heated Purge: (Y/N) Y Calibration Times: 2054 2252  
 GC Column: DB-624 ID: 0.25(mm)

LAB FILE ID:		RRF10 =	V1G7752	RRF20 =	V1G7755		
RRF50 =		V1G7751	RRF100=	V1G7754	RRF200=	V1G7753	
COMPOUND		RRF10	RRF20	RRF50	RRF100	RRF200	% RSD
1,2-Dichloropropane		0.350	0.292	0.311	0.306	0.302	7.2
Bromodichloromethane	*	0.326	0.277	0.301	0.296	0.296	5.8*
cis-1,3-Dichloropropene	*	0.444	0.385	0.398	0.391	0.395	5.9*
4-Methyl-2-Pentanone		0.533	0.433	0.410	0.407	0.417	12.0
Toluene	*	1.294	1.138	1.208	1.183	1.193	4.7*
trans-1,3-Dichloropropene	*	0.383	0.316	0.334	0.325	0.331	7.7*
1,1,2-Trichloroethane	*	0.249	0.215	0.204	0.208	0.210	8.3*
Tetrachloroethene	*	0.253	0.218	0.249	0.236	0.240	5.6*
2-Hexanone		0.325	0.299	0.278	0.277	0.289	6.7
Dibromochloromethane	*	0.291	0.257	0.255	0.258	0.254	6.1*
1,2-Dibromoethane		0.325	0.296	0.294	0.287	0.296	4.9
Chlorobenzene	*	0.909	0.774	0.820	0.805	0.805	6.2*
Ethylbenzene	*	0.428	0.388	0.410	0.403	0.410	3.6*
Xylene (Total)	*	0.533	0.468	0.497	0.489	0.491	4.8*
Styrene	*	0.724	0.632	0.671	0.673	0.668	4.9*
Bromoform	*	0.195	0.149	0.167	0.171	0.171	9.6*
Isopropylbenzene		1.238	1.085	1.195	1.189	1.205	4.9
1,1,2,2-Tetrachloroethane	*	0.444	0.385	0.387	0.380	0.385	6.7*
1,3-Dichlorobenzene	*	0.682	0.595	0.615	0.620	0.620	5.2*
1,4-Dichlorobenzene	*	0.693	0.589	0.652	0.633	0.636	5.9*
1,2-Dichlorobenzene	*	0.639	0.566	0.599	0.587	0.590	4.5*
1,2-Dibromo-3-chloropropane		0.060	0.060	0.056	0.052	0.054	6.4
1,2,4-Trichlorobenzene	*	0.427	0.375	0.400	0.393	0.398	4.7*
Toluene-d8		1.283	1.082	1.212	1.177	1.162	6.2
Bromofluorobenzene	*	0.499	0.423	0.462	0.445	0.438	6.4*
1,2-Dichloroethane-d4		1.551	1.304	1.419	1.349	1.321	7.2

\* Compounds with required minimum RRF and maximum %RSD values.  
 All other compounds must meet a minimum RRF of 0.010.

6A  
VOLATILE ORGANICS INITIAL CALIBRATION DATA

Lab Name: MITKEM CORPORATION Contract: \_\_\_\_\_  
 Lab Code: MITKEM Case No.: \_\_\_\_\_ SAS No.: \_\_\_\_\_ SDG No.: MD0603  
 Instrument ID: V6 Calibration Date(s): 06/01/05 06/01/05  
 Heated Purge: (Y/N) N Calibration Times: 1012 1202  
 GC Column: DB-624 ID: 0.25(mm)

LAB FILE ID:		RRF10 =	V6D6362	RRF20 =	V6D6365		
RRF50 =		V6D6361	RRF100=	V6D6364	RRF200=	V6D6363	
COMPOUND		RRF10	RRF20	RRF50	RRF100	RRF200	% RSD
Dichlorodifluoromethane		1.834	2.037	2.140	2.072	1.835	7.1
Chloromethane		1.775	1.703	1.794	1.765	1.666	3.1
Vinyl Chloride	*	1.597	1.672	1.782	1.869	1.648	6.4*
Bromomethane	*	1.146	1.137	1.174	1.129	1.036	4.6*
Chloroethane		0.818	0.813	0.921	0.859	0.821	5.4
Trichlorofluoromethane		1.669	2.103	2.687	2.443	2.223	17.2
1,1-Dichloroethene	*	0.997	1.384	1.499	1.537	1.434	15.8*
1,1,2-Trichloro- 1,2,2-trifluoroethane		1.093	1.189	1.328	1.339	1.136	9.2
Acetone		0.562	0.545	0.783	0.603	0.609	15.3
Carbon Disulfide		4.108	4.038	4.610	4.506	4.229	5.8
Methyl Acetate		0.854	0.826	1.007	0.923	0.864	8.1
Methylene Chloride		1.558	1.528	1.544	1.502	1.417	3.7
trans-1,2-Dichloroethene		1.716	1.722	1.907	1.738	1.567	7.0
Methyl tert-Butyl Ether		4.017	4.422	4.403	4.284	3.993	4.9
1,1-Dichloroethane	*	3.259	3.287	3.587	3.409	3.137	5.1*
cis-1,2-Dichloroethene		1.456	1.463	1.804	1.735	1.674	9.8
2-Butanone		0.716	0.771	0.924	0.803	0.753	10.0
Chloroform	*	3.578	3.435	3.886	3.564	3.314	6.0*
1,1,1-Trichloroethane	*	0.592	0.611	0.645	0.635	0.555	5.9*
Cyclohexane		0.307	0.385	0.521	0.506	0.441	20.5
Carbon Tetrachloride	*	0.551	0.604	0.650	0.631	0.558	7.3*
Benzene	*	1.151	1.220	1.444	1.337	1.131	10.5*
1,2-Dichloroethane	*	3.311	3.295	3.627	3.310	3.072	6.0*
Trichloroethene	*	0.378	0.397	0.464	0.433	0.385	8.8*
Methylcyclohexane		0.299	0.371	0.443	0.468	0.378	16.9

\* Compounds with required minimum RRF and maximum %RSD values.  
 All other compounds must meet a minimum RRF of 0.010.

6B  
VOLATILE ORGANICS INITIAL CALIBRATION DATA

Lab Name: MITKEM CORPORATION Contract: \_\_\_\_\_  
 Lab Code: MITKEM Case No.: \_\_\_\_\_ SAS No.: \_\_\_\_\_ SDG No.: MD0603  
 Instrument ID: V6 Calibration Date(s): 06/01/05 06/01/05  
 Heated Purge: (Y/N) N Calibration Times: 1012 1202  
 GC Column: DB-624 ID: 0.25 (mm)

LAB FILE ID:		RRF10 =	V6D6362	RRF20 =	V6D6365		
RRF50 =		V6D6361	RRF100=	V6D6364	RRF200=	V6D6363	
COMPOUND		RRF10	RRF20	RRF50	RRF100	RRF200	% RSD
1,2-Dichloropropane		0.346	0.364	0.398	0.372	0.327	7.4
Bromodichloromethane	*	0.522	0.549	0.601	0.568	0.504	7.0*
cis-1,3-Dichloropropene	*	0.356	0.397	0.490	0.526	0.482	15.7*
4-Methyl-2-Pentanone		0.241	0.293	0.348	0.318	0.294	13.1
Toluene	*	1.318	1.439	1.690	1.572	1.353	10.5*
trans-1,3-Dichloropropene	*	0.408	0.477	0.532	0.561	0.515	11.9*
1,1,2-Trichloroethane	*	0.321	0.363	0.373	0.356	0.313	7.8*
Tetrachloroethene	*	0.341	0.349	0.400	0.386	0.334	8.1*
2-Hexanone		0.154	0.186	0.235	0.236	0.218	17.1
Dibromochloromethane	*	0.405	0.442	0.498	0.473	0.425	8.3*
1,2-Dibromoethane		0.355	0.382	0.412	0.411	0.371	6.5
Chlorobenzene	*	1.019	1.076	1.209	1.140	0.998	8.0*
Ethylbenzene	*	0.460	0.506	0.626	0.602	0.535	12.5*
Xylene (Total)	*	0.482	0.591	0.749	0.714	0.632	16.7*
Styrene	*	0.643	0.785	0.967	0.955	0.827	16.0*
Bromoform	*	0.267	0.300	0.332	0.318	0.300	8.0*
Isopropylbenzene		1.251	1.478	1.941	1.903	1.613	17.8
1,1,2,2-Tetrachloroethane	*	0.411	0.469	0.459	0.453	0.403	6.8*
1,3-Dichlorobenzene	*	0.700	0.807	0.989	0.979	0.874	13.9*
1,4-Dichlorobenzene	*	0.740	0.878	1.055	1.034	0.920	13.8*
1,2-Dichlorobenzene	*	0.728	0.805	0.959	0.958	0.846	11.7*
1,2-Dibromo-3-chloropropane		0.076	0.092	0.098	0.105	0.094	11.7
1,2,4-Trichlorobenzene	*	0.293	0.398	0.543	0.595	0.561	26.7*
Toluene-d8		0.975	1.172	1.455	1.425	1.228	15.8
Bromofluorobenzene	*	0.407	0.469	0.611	0.604	0.549	16.7*
1,2-Dichloroethane-d4		2.545	2.543	3.121	2.880	2.758	8.8

\* Compounds with required minimum RRF and maximum %RSD values.  
 All other compounds must meet a minimum RRF of 0.010.

Data File: \\AVOCADRO\ORGANICS\voa\VI.i\050523A.B\VI67752.D

Date : 23-MAY-2005 21:24

Client ID: VSTD0101J

Sample Info: VSTD0101J,VSTD0101J,

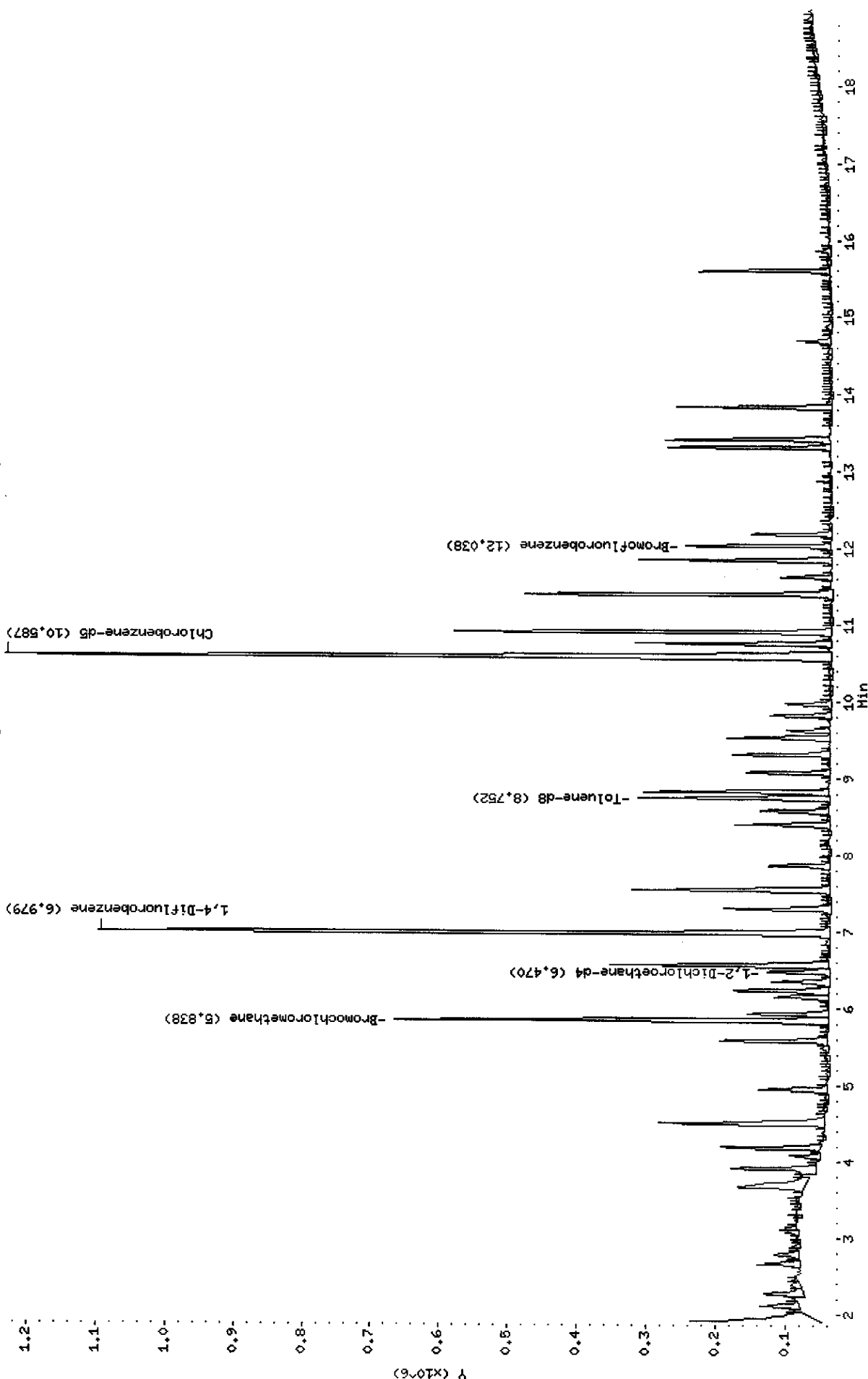
Column Phase: DB-624

Instrument: VI.i

Operator: LG/YD

Column diameter: 0.25

\\AVOCADRO\ORGANICS\voa\VI.i\050523A.B\VI67752.D



Data File: V1G7752.D  
Report Date: 02-Jun-2005 16:15

Mitkem Corporation

CLP OLM 3/4.X / ASP 95-1 Low Soil - Heated Purge  
Data file : \\AVOGADRO\ORGANICS\organic\voa\V1.i\050523A.B\V1G7752.D  
Lab Smp Id: VSTD0101J Client Smp ID: VSTD0101J  
Inj Date : 23-MAY-2005 21:24  
Operator : LG/YD Inst ID: V1.i  
Smp Info : ,VSTD0101J,VSTD0101J,  
Misc Info :  
Comment :  
Method : \\AVOGADRO\ORGANICS\organic\voa\V1.i\050523A.B\v1clp4h.m  
Meth Date : 02-Jun-2005 16:15 mtl Quant Type: ISTD  
Cal Date : 23-MAY-2005 20:54 Cal File: V1G7751.D  
Als bottle: 16 Calibration Sample, Level: 1  
Dil Factor: 1.00000  
Integrator: HP RTE Compound Sublist: CLP4.sub  
Target Version: 4.03  
Processing Host: TARGET6

Concentration Formula:  $\text{Amt} * \text{DF} * \text{Uf} * 5 / (\text{Ws} * (100 - \text{M}) / 100)$

Name	Value	Description
DF	1.000	Dilution Factor
Uf	1.000	ng unit correction factor
Ws	5.000	Weight of sample (g)
M	0.000	% Moisture (not decanted)

Compounds	QUANT SIG	MASS	RT	EXP RT	REL RT	RESPONSE	AMOUNTS	
							CAL-AMT	ON-COL
							( ug/L)	( ug/L)
1 Dichlorodifluoromethane	85	1.956	1.955	(0.335)	33543	10.0000	7 (a)	
2 Chloromethane	50	2.093	2.117	(0.358)	91570	10.0000	11	
3 Vinyl Chloride	62	2.266	2.278	(0.388)	79073	10.0000	10	
4 Bromomethane	94	2.651	2.662	(0.454)	50808	10.0000	11	
5 Chloroethane	64	2.775	2.774	(0.475)	44056	10.0000	11	
6 Trichlorofluoromethane	101	3.134	3.133	(0.537)	47613	10.0000	10	
7 1,1-Dichloroethene	96	3.655	3.667	(0.626)	47676	10.0000	11	
9 Acetone	43	3.705	3.704	(0.635)	27705	10.0000	11	
10 Carbon Disulfide	76	3.903	3.902	(0.669)	228827	10.0000	10	
11 Methyl Acetate	43	4.077	4.076	(0.698)	74184	10.0000	12	
12 Methylene Chloride	84	4.188	4.188	(0.717)	90826	10.0000	12	
13 trans-1,2-Dichloroethene	96	4.498	4.497	(0.771)	67620	10.0000	11	
14 Methyl tert-Butyl Ether	73	4.511	4.510	(0.773)	192447	10.0000	11	
15 1,1-Dichloroethane	63	4.945	4.944	(0.847)	121775	10.0000	10	
16 2-Butanone	43	5.590	5.576	(0.958)	51244	10.0000	12	

Data File: V1G7752.D  
Report Date: 02-Jun-2005 16:15

Compounds	QUANT SIG				RESPONSE	AMOUNTS	
	MASS	RT	EXP RT	REL RT		CAL-AMT ( ug/L)	ON-COL ( ug/L)
=====	=====	==	=====	=====	=====	=====	=====
17 cis-1,2-Dichloroethene	96	5.577	5.576	(0.955)	74189	10.0000	11
* 18 Bromochloromethane	128	5.838	5.837	(1.000)	223044	50.0000	
19 Chloroform	83	5.925	5.924	(1.015)	112890	10.0000	11
20 1,1,1-Trichloroethane	97	6.148	6.147	(0.881)	68724	10.0000	11
21 Cyclohexane	56	6.235	6.234	(0.893)	94685	10.0000	9(a)
22 Carbon Tetrachloride	117	6.346	6.345	(0.909)	54063	10.0000	10
\$ 23 1,2-Dichloroethane-d4	65	6.470	6.482	(1.108)	69182	10.0000	11
24 1,2-Dichloroethane	62	6.557	6.556	(1.123)	67875	10.0000	11
25 Benzene	78	6.557	6.556	(0.940)	271885	10.0000	11
* 26 1,4-Difluorobenzene	114	6.979	6.978	(1.000)	1115454	50.0000	
27 Trichloroethene	130	7.301	7.300	(1.046)	64975	10.0000	10
28 Methylcyclohexane	83	7.549	7.548	(1.082)	76834	10.0000	8(a)
29 1,2-Dichloropropane	63	7.549	7.548	(1.082)	78101	10.0000	11
30 Bromodichloromethane	83	7.859	7.858	(1.126)	72638	10.0000	11
31 cis-1,3-Dichloropropene	75	8.405	8.404	(1.204)	99145	10.0000	11
32 4-Methyl-2-Pentanone	43	8.578	8.577	(0.810)	99316	10.0000	12
\$ 33 Toluene-d8	98	8.752	8.751	(0.827)	239250	10.0000	11
34 Toluene	91	8.826	8.825	(0.834)	241222	10.0000	11
35 trans-1,3-Dichloropropene	75	9.074	9.073	(1.300)	85385	10.0000	11
36 1,1,2-Trichloroethane	97	9.310	9.309	(1.334)	55515	10.0000	11
37 Tetrachloroethene	164	9.533	9.532	(0.900)	47110	10.0000	11
38 2-Hexanone	43	9.632	9.632	(0.910)	60535	10.0000	11
39 Dibromochloromethane	129	9.818	9.830	(1.407)	65011	10.0000	11(T)
40 1,2-Dibromoethane	107	9.980	9.979	(0.943)	60586	10.0000	11
* 42 Chlorobenzene-d5	117	10.587	10.586	(1.000)	932097	50.0000	
43 Chlorobenzene	112	10.624	10.624	(1.004)	169505	10.0000	11
44 Ethylbenzene	106	10.761	10.760	(1.016)	79744	10.0000	10
45 m,p-Xylene	106	10.910	10.909	(1.030)	203877	20.0000	22
46 o-Xylene	106	11.406	11.405	(1.077)	99309	10.0000	11
47 Styrene	104	11.418	11.417	(1.078)	134949	10.0000	11
48 Bromoform	173	11.629	11.628	(1.666)	43471	10.0000	11
49 Isopropylbenzene	105	11.852	11.851	(1.119)	230730	10.0000	10
51 1,1,2,2-Tetrachloroethane	83	12.187	12.198	(1.151)	82703	10.0000	11
M 41 Xylene (Total)	106				303186	10.0000	33
52 1,3-Dichlorobenzene	146	13.315	13.315	(1.258)	127174	10.0000	11
53 1,4-Dichlorobenzene	146	13.427	13.426	(1.268)	129220	10.0000	11
54 1,2-Dichlorobenzene	146	13.849	13.848	(1.308)	119156	10.0000	11
55 1,2-Dibromo-3-chloropropane	75	14.692	14.691	(1.388)	11249	10.0000	11
56 1,2,4-Trichlorobenzene	180	15.610	15.609	(1.474)	79691	10.0000	11

QC Flag Legend

T - Target compound detected outside RT window.  
a - Target compound detected but, quantitated amount  
Below Limit Of Quantitation(BLOQ).

KC  
6/2/05



Data File: \\AVOGADRO\ORGANICS\voa\V1.i\050523A.B\V1G7755.D

Date : 23-MAY-2005 22:52

Client ID: VSTD0201J

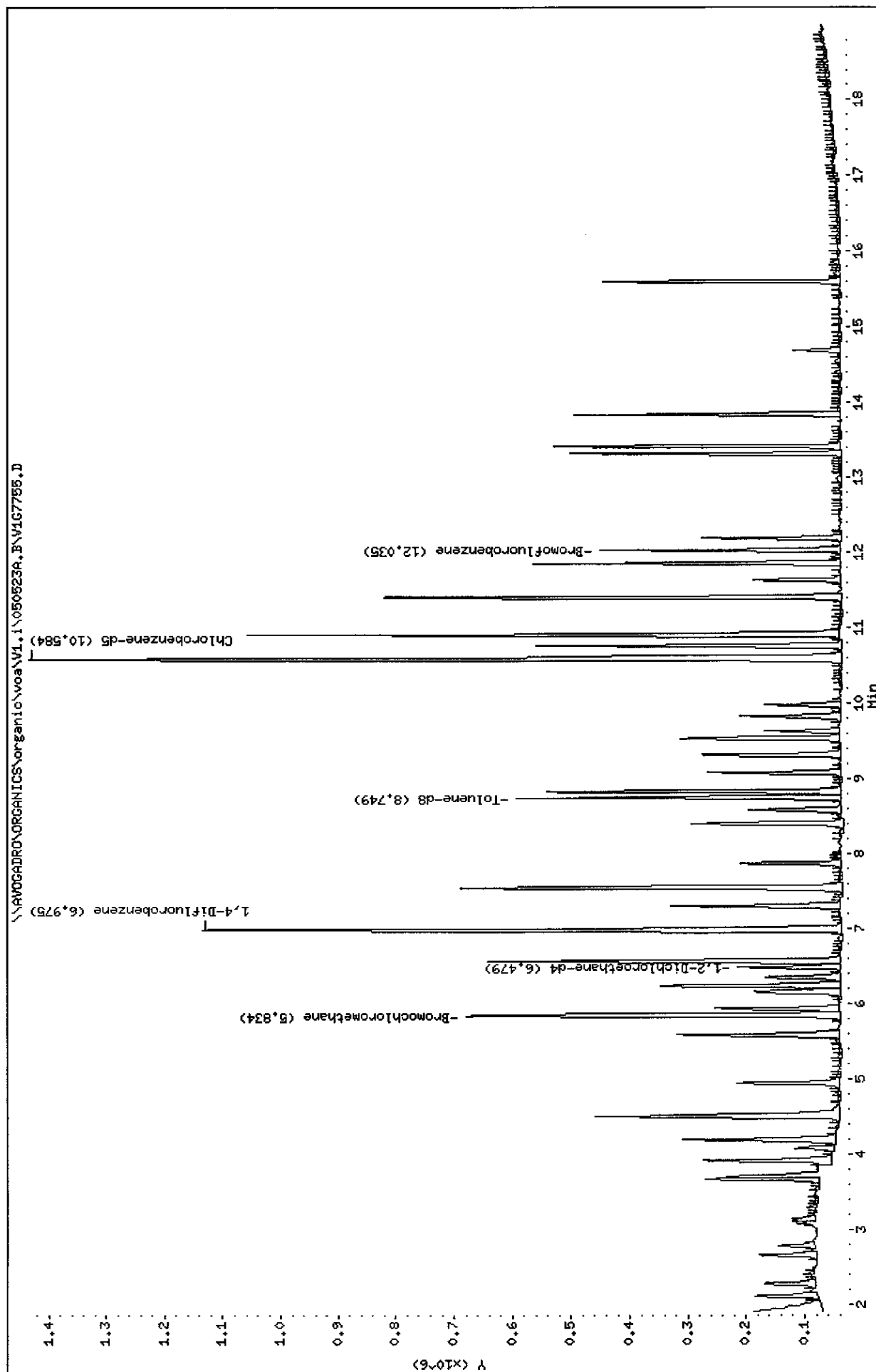
Sample Info: ,VSTD0201J,VSTD0201J,

Column phase: DB-624

Instrument: V1.i

Operator: LG/YD

Column diameter: 0.25



Data File: V1G7755.D  
Report Date: 25-May-2005 10:28

Mitkem Corporation

CLP OLM 3/4.X / ASP 95-1 Low Soil - Heated Purge  
Data file : \\AVOGADRO\ORGANICS\organic\voa\V1.i\050523A.B\V1G7755.D  
Lab Smp Id: VSTD0201J Client Smp ID: VSTD0201J  
Inj Date : 23-MAY-2005 22:52  
Operator : LG/YD Inst ID: V1.i  
Smp Info : ,VSTD0201J,VSTD0201J,  
Misc Info :  
Comment :  
Method : \\AVOGADRO\ORGANICS\organic\voa\V1.i\050523A.B\v1clp4h.m  
Meth Date : 25-May-2005 10:28 mtl Quant Type: ISTD  
Cal Date : 23-MAY-2005 20:54 Cal File: V1G7751.D  
Als bottle: 19 Calibration Sample, Level: 2  
Dil Factor: 1.00000  
Integrator: HP RTE Compound Sublist: CLP4.sub  
Target Version: 4.03  
Processing Host: TARGET8

Concentration Formula:  $\text{Amt} * \text{DF} * \text{Uf} * 5 / (\text{Ws} * (100 - \text{M}) / 100)$

Name	Value	Description
DF	1.000	Dilution Factor
Uf	1.000	ng unit correction factor
Ws	5.000	Weight of sample (g)
M	0.000	% Moisture (not decanted)

Compounds	QUANT SIG		RT	EXP RT	REL RT	RESPONSE	AMOUNTS	
	MASS						CAL-AMT ( ug/L)	ON-COL ( ug/L)
1 Dichlorodifluoromethane	85		1.978	1.955	(0.338)	94451	20.0000	19
2 Chloromethane	50		2.102	2.117	(0.359)	174400	20.0000	19
3 Vinyl Chloride	62		2.263	2.278	(0.387)	142077	20.0000	17
4 Bromomethane	94		2.660	2.662	(0.455)	94077	20.0000	20
5 Chloroethane	64		2.771	2.774	(0.474)	79833	20.0000	18
6 Trichlorofluoromethane	101		3.131	3.133	(0.535)	100503	20.0000	20
7 1,1-Dichloroethene	96		3.664	3.667	(0.627)	83840	20.0000	18
8 1,1,2-Trichloro-1,2,2-trifluo	101		3.701	3.704	(0.633)	87717	20.0000	18
9 Acetone	43		3.701	3.704	(0.633)	59021	20.0000	23
10 Carbon Disulfide	76		3.912	3.902	(0.669)	437759	20.0000	18
11 Methyl Acetate	43		4.073	4.076	(0.697)	127579	20.0000	19
12 Methylene Chloride	84		4.185	4.188	(0.716)	157194	20.0000	19
13 trans-1,2-Dichloroethene	96		4.495	4.497	(0.769)	128345	20.0000	19
14 Methyl tert-Butyl Ether	73		4.507	4.510	(0.771)	351014	20.0000	19
15 1,1-Dichloroethane	63		4.941	4.944	(0.845)	239330	20.0000	19

Data File: V1G7755.D  
Report Date: 25-May-2005 10:28

Compounds	QUANT SIG				AMOUNTS		
	MASS	RT	EXP RT	REL RT	RESPONSE	CAL-AMT ( ug/L)	ON-COL ( ug/L)
=====	=====	==	=====	=====	=====	=====	=====
16 2-Butanone	43	5.586	5.576	(0.955)	94665	20.0000	21
17 cis-1,2-Dichloroethene	96	5.586	5.576	(0.955)	132806	20.0000	19
* 18 Bromochloromethane	128	5.847	5.837	(1.000)	239039	50.0000	
19 Chloroform	83	5.934	5.924	(1.015)	208499	20.0000	19
20 1,1,1-Trichloroethane	97	6.157	6.147	(0.881)	132993	20.0000	19
21 Cyclohexane	56	6.231	6.234	(0.892)	220604	20.0000	18
22 Carbon Tetrachloride	117	6.343	6.345	(0.908)	114041	20.0000	19
\$ 23 1,2-Dichloroethane-d4	65	6.479	6.482	(1.108)	124703	20.0000	19
24 1,2-Dichloroethane	62	6.566	6.556	(1.123)	135024	20.0000	20
25 Benzene	78	6.566	6.556	(0.940)	521102	20.0000	19
* 26 1,4-Difluorobenzene	114	6.988	6.978	(1.000)	1234861	50.0000	
27 Trichloroethene	130	7.298	7.300	(1.044)	130959	20.0000	19
28 Methylcyclohexane	83	7.546	7.548	(1.080)	189161	20.0000	18
29 1,2-Dichloropropane	63	7.546	7.548	(1.080)	144097	20.0000	19
30 Bromodichloromethane	83	7.868	7.858	(1.126)	136929	20.0000	19
31 cis-1,3-Dichloropropene	75	8.401	8.404	(1.202)	189955	20.0000	19
32 4-Methyl-2-Pentanone	43	8.587	8.577	(0.811)	178737	20.0000	20
\$ 33 Toluene-d8	98	8.748	8.751	(0.827)	446290	20.0000	18
34 Toluene	91	8.835	8.825	(0.835)	469453	20.0000	19
35 trans-1,3-Dichloropropene	75	9.083	9.073	(1.300)	156167	20.0000	19
36 1,1,2-Trichloroethane	97	9.307	9.309	(1.332)	106185	20.0000	20
37 Tetrachloroethene	164	9.530	9.532	(0.900)	90063	20.0000	18
38 2-Hexanone	43	9.629	9.632	(0.910)	123482	20.0000	20
39 Dibromochloromethane	129	9.827	9.830	(1.406)	126852	20.0000	20
40 1,2-Dibromoethane	107	9.976	9.979	(0.943)	122174	20.0000	20
* 42 Chlorobenzene-d5	117	10.584	10.586	(1.000)	1031232	50.0000	
43 Chlorobenzene	112	10.621	10.624	(1.004)	319213	20.0000	19
44 Ethylbenzene	106	10.757	10.760	(1.016)	159868	20.0000	19
45 m,p-Xylene	106	10.906	10.909	(1.030)	389063	40.0000	37
46 o-Xylene	106	11.402	11.405	(1.077)	192873	20.0000	19
47 Styrene	104	11.415	11.417	(1.079)	260539	20.0000	19
48 Bromoform	173	11.626	11.628	(1.664)	73493	20.0000	17
49 Isopropylbenzene	105	11.861	11.851	(1.121)	447658	20.0000	18
\$ 50 Bromofluorobenzene	95	12.035	12.037	(1.137)	174540	20.0000	19
51 1,1,2,2-Tetrachloroethane	83	12.196	12.198	(1.152)	158632	20.0000	19
M 41 Xylene (Total)	106				581937	20.0000	57
52 1,3-Dichlorobenzene	146	13.324	13.315	(1.259)	245572	20.0000	19
53 1,4-Dichlorobenzene	146	13.424	13.426	(1.268)	242822	20.0000	18
54 1,2-Dichlorobenzene	146	13.845	13.848	(1.308)	233548	20.0000	19
55 1,2-Dibromo-3-chloropropane	75	14.689	14.691	(1.388)	24614	20.0000	21
56 1,2,4-Trichlorobenzene	180	15.606	15.609	(1.475)	154718	20.0000	19

KC  
6/2/05

Data File: \\AVOGADRO\ORGANICS\organic\voa\V1.i\050523A.B\167751.D

Date : 23-MAY-2005 20:54

Client ID: VSTD0501J

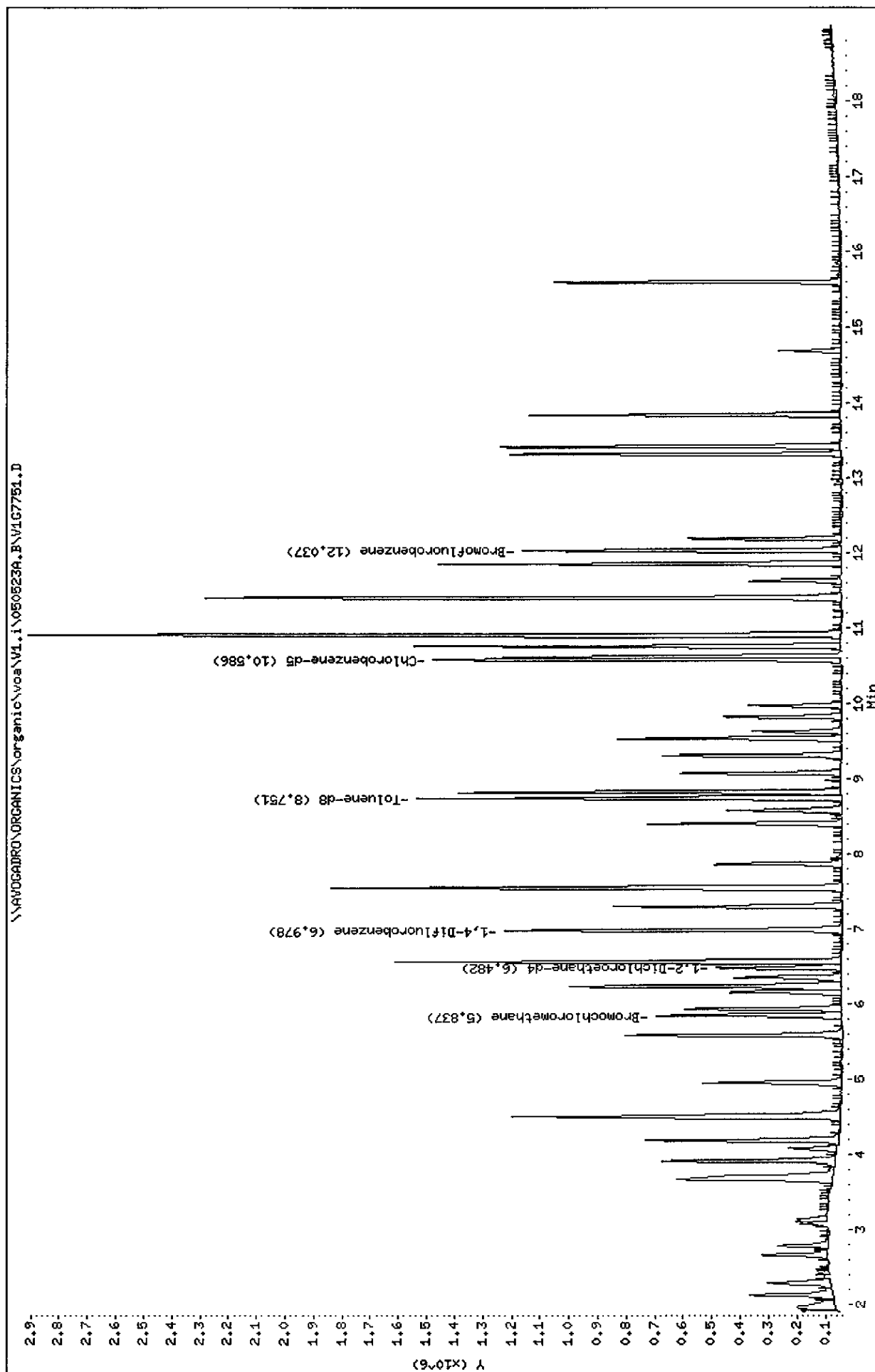
Sample Info: VSTD0501J,VSTD0501J,

Instrument: V1.i

Operator: LG/YD

Column diameter: 0.25

Column phase: DB-624



Data File: V1G7751.D  
Report Date: 25-May-2005 10:22

Mitkem Corporation

CLP OLM 3/4.X / ASP 95-1 Low Soil - Heated Purge  
Data file : \\AVOGADRO\ORGANICS\organic\voa\V1.i\050523A.B\V1G7751.D  
Lab Smp Id: VSTD0501J Client Smp ID: VSTD0501J  
Inj Date : 23-MAY-2005 20:54  
Operator : LG/YD Inst ID: V1.i  
Smp Info : ,VSTD0501J,VSTD0501J,  
Misc Info :  
Comment :  
Method : \\AVOGADRO\ORGANICS\organic\voa\V1.i\050523A.B\v1clp4h.m  
Meth Date : 25-May-2005 10:22 mtl Quant Type: ISTD  
Cal Date : 23-MAY-2005 20:54 Cal File: V1G7751.D  
Als bottle: 15 Calibration Sample, Level: 3  
Dil Factor: 1.00000  
Integrator: HP RTE Compound Sublist: CLP4.sub  
Target Version: 4.03  
Processing Host: TARGET8

Concentration Formula:  $\text{Amt} * \text{DF} * \text{Uf} * 5 / (\text{Ws} * (100 - \text{M}) / 100)$

Name	Value	Description
DF	1.000	Dilution Factor
Uf	1.000	ng unit correction factor
Ws	5.000	Weight of sample (g)
M	0.000	% Moisture (not decanted)

Compounds	QUANT SIG	RT	EXP RT	REL RT	RESPONSE	AMOUNTS	
						CAL-AMT ( ug/L)	ON-COL ( ug/L)
1 Dichlorodifluoromethane	85	1.955	1.955	(0.335)	269039	50.0000	50
2 Chloromethane	50	2.117	2.117	(0.363)	469274	50.0000	50
3 Vinyl Chloride	62	2.278	2.278	(0.390)	422229	50.0000	50
4 Bromomethane	94	2.662	2.662	(0.456)	254578	50.0000	50
5 Chloroethane	64	2.774	2.774	(0.475)	231181	50.0000	50
6 Trichlorofluoromethane	101	3.133	3.133	(0.537)	295833	50.0000	50
7 1,1-Dichloroethene	96	3.667	3.667	(0.628)	243184	50.0000	50
8 1,1,2-Trichloro-1,2,2-trifluo	101	3.704	3.704	(0.635)	270700	50.0000	50
9 Acetone	43	3.704	3.704	(0.635)	137135	50.0000	50
10 Carbon Disulfide	76	3.902	3.902	(0.669)	1250850	50.0000	50
11 Methyl Acetate	43	4.076	4.076	(0.698)	337079	50.0000	50
12 Methylene Chloride	84	4.188	4.188	(0.717)	393257	50.0000	50
13 trans-1,2-Dichloroethene	96	4.497	4.497	(0.771)	341687	50.0000	50
14 Methyl tert-Butyl Ether	73	4.510	4.510	(0.773)	910186	50.0000	50
15 1,1-Dichloroethane	63	4.944	4.944	(0.847)	642580	50.0000	50


Data File: V1G7751.D  
Report Date: 25-May-2005 10:22

Compounds	QUANT SIG				AMOUNTS		
	MASS	RT	EXP RT	REL RT	RESPONSE	CAL-AMT ( ug/L)	ON-COL ( ug/L)
=====	=====	==	=====	=====	=====	=====	=====
16 2-Butanone	43	5.576	5.576	(0.955)	208238	50.0000	50
17 cis-1,2-Dichloroethene	96	5.576	5.576	(0.955)	355446	50.0000	50
* 18 Bromochloromethane	128	5.837	5.837	(1.000)	237258	50.0000	
19 Chloroform	83	5.924	5.924	(1.015)	535825	50.0000	50
20 1,1,1-Trichloroethane	97	6.147	6.147	(0.881)	356700	50.0000	50
21 Cyclohexane	56	6.234	6.234	(0.893)	652912	50.0000	50
22 Carbon Tetrachloride	117	6.345	6.345	(0.909)	319488	50.0000	50
\$ 23 1,2-Dichloroethane-d4	65	6.482	6.482	(1.110)	336611	50.0000	50
24 1,2-Dichloroethane	62	6.556	6.556	(1.123)	339791	50.0000	50
25 Benzene	78	6.556	6.556	(0.940)	1380881	50.0000	50
* 26 1,4-Difluorobenzene	114	6.978	6.978	(1.000)	1252052	50.0000	
27 Trichloroethene	130	7.300	7.300	(1.046)	354898	50.0000	50
28 Methylcyclohexane	83	7.548	7.548	(1.082)	566771	50.0000	50
29 1,2-Dichloropropane	63	7.548	7.548	(1.082)	389459	50.0000	50
30 Bromodichloromethane	83	7.858	7.858	(1.126)	376445	50.0000	50
31 cis-1,3-Dichloropropene	75	8.404	8.404	(1.204)	498936	50.0000	50
32 4-Methyl-2-Pentanone	43	8.577	8.577	(0.810)	422699	50.0000	50
\$ 33 Toluene-d8	98	8.751	8.751	(0.827)	1248297	50.0000	50
34 Toluene	91	8.825	8.825	(0.834)	1244514	50.0000	50
35 trans-1,3-Dichloropropene	75	9.073	9.073	(1.300)	417562	50.0000	50
36 1,1,2-Trichloroethane	97	9.309	9.309	(1.334)	255817	50.0000	50
37 Tetrachloroethene	164	9.532	9.532	(0.900)	256349	50.0000	50
38 2-Hexanone	43	9.632	9.632	(0.910)	286796	50.0000	50
39 Dibromochloromethane	129	9.830	9.830	(1.409)	319192	50.0000	50
40 1,2-Dibromoethane	107	9.979	9.979	(0.943)	303023	50.0000	50
* 42 Chlorobenzene-d5	117	10.586	10.586	(1.000)	1030311	50.0000	
43 Chlorobenzene	112	10.624	10.624	(1.004)	844764	50.0000	50
44 Ethylbenzene	106	10.760	10.760	(1.016)	422907	50.0000	50
45 m,p-Xylene	106	10.909	10.909	(1.030)	1065003	100.000	100
46 o-Xylene	106	11.405	11.405	(1.077)	512428	50.0000	50
47 Styrene	104	11.417	11.417	(1.078)	691761	50.0000	50
48 Bromoform	173	11.628	11.628	(1.666)	209656	50.0000	50
49 Isopropylbenzene	105	11.851	11.851	(1.119)	1231236	50.0000	50
\$ 50 Bromofluorobenzene	95	12.037	12.037	(1.137)	476485	50.0000	50
51 1,1,2,2-Tetrachloroethane	83	12.198	12.198	(1.152)	398932	50.0000	50
M 41 Xylene (Total)	106				1577431	50.0000	150
52 1,3-Dichlorobenzene	146	13.315	13.315	(1.258)	634022	50.0000	50
53 1,4-Dichlorobenzene	146	13.426	13.426	(1.268)	671971	50.0000	50
54 1,2-Dichlorobenzene	146	13.848	13.848	(1.308)	617069	50.0000	50
55 1,2-Dibromo-3-chloropropane	75	14.691	14.691	(1.388)	57641	50.0000	50
56 1,2,4-Trichlorobenzene	180	15.609	15.609	(1.474)	412482	50.0000	50

KC  
6/2/05

Data File: \\AVOCADRO\ORGANICS\organic\voa\VL.i\050523A.B\VLG7754.D  
Date : 23-MAY-2005 22:23  
Client ID: VSTD1001J  
Sample Info: ,VSTD1001J,VSTD1001J,  
Column phase: DB-624

Instrument: V1.i  
Operator: LG/YD  
Column diameter: 0.25



Data File: V1G7754.D  
Report Date: 25-May-2005 10:28

Mitkem Corporation

CLP OLM 3/4.X / ASP 95-1 Low Soil - Heated Purge  
Data file : \\AVOGADRO\ORGANICS\organic\voa\V1.i\050523A.B\V1G7754.D  
Lab Smp Id: VSTD1001J Client Smp ID: VSTD1001J  
Inj Date : 23-MAY-2005 22:23  
Operator : LG/YD Inst ID: V1.i  
Smp Info : ,VSTD1001J,VSTD1001J,  
Misc Info :  
Comment :  
Method : \\AVOGADRO\ORGANICS\organic\voa\V1.i\050523A.B\v1clp4h.m  
Meth Date : 25-May-2005 10:28 mtl Quant Type: ISTD  
Cal Date : 23-MAY-2005 20:54 Cal File: V1G7751.D  
Als bottle: 18 Calibration Sample, Level: 4  
Dil Factor: 1.00000  
Integrator: HP RTE Compound Sublist: CLP4.sub  
Target Version: 4.03  
Processing Host: TARGET8

Concentration Formula:  $\text{Amt} * \text{DF} * \text{Uf} * 5 / (\text{Ws} * (100 - \text{M}) / 100)$

Name	Value	Description
DF	1.000	Dilution Factor
Uf	1.000	ng unit correction factor
Ws	5.000	Weight of sample (g)
M	0.000	% Moisture (not decanted)

Compounds	QUANT SIG						AMOUNTS	
	MASS	RT	EXP RT	RBL RT	RESPONSE		CAL-AMT ( ug/L)	ON-COL ( ug/L)
1 Dichlorodifluoromethane	85	1.956	1.955 (0.335)		555302	100.000	110	
2 Chloromethane	50	2.117	2.117 (0.363)		921049	100.000	98	
3 Vinyl Chloride	62	2.291	2.278 (0.392)		838882	100.000	99	
4 Bromomethane	94	2.651	2.662 (0.454)		454854	100.000	95	
5 Chloroethane	64	2.775	2.774 (0.475)		433032	100.000	97	
6 Trichlorofluoromethane	101	3.122	3.133 (0.535)		556095	100.000	110	
7 1,1-Dichloroethene	96	3.655	3.667 (0.626)		462102	100.000	96	
8 1,1,2-Trichloro-1,2,2-trifluo	101	3.692	3.704 (0.632)		526516	100.000	110	
9 Acetone	43	3.692	3.704 (0.632)		225592	100.000	90	
10 Carbon Disulfide	76	3.903	3.902 (0.669)		2433425	100.000	99	
11 Methyl Acetate	43	4.077	4.076 (0.698)		641963	100.000	93	
12 Methylene Chloride	84	4.176	4.188 (0.715)		752720	100.000	92	
13 trans-1,2-Dichloroethene	96	4.486	4.497 (0.768)		667556	100.000	98	
14 Methyl tert-Butyl Ether	73	4.511	4.510 (0.773)		1781019	100.000	95	
15 1,1-Dichloroethane	63	4.945	4.944 (0.847)		1248179	100.000	98	



Data File: V1G7754.D  
Report Date: 25-May-2005 10:28

						AMOUNTS	
		QUANT SIG				CAL-AMT	ON-COL
Compounds	MASS	RT	EXP RT	REL RT	RESPONSE	( ug/L)	( ug/L)
=====	=====	==	=====	=====	=====	=====	=====
16 2-Butanone	43	5.577	5.576	(0.955)	414259	100.000	92
17 cis-1,2-Dichloroethene	96	5.577	5.576	(0.955)	708196	100.000	97
* 18 Bromochloromethane	128	5.838	5.837	(1.000)	238200	50.0000	
19 Chloroform	83	5.924	5.924	(1.015)	1021269	100.000	94
20 1,1,1-Trichloroethane	97	6.148	6.147	(0.881)	690410	100.000	97
21 Cyclohexane	56	6.234	6.234	(0.893)	1283257	100.000	100
22 Carbon Tetrachloride	117	6.346	6.345	(0.909)	615608	100.000	100
\$ 23 1,2-Dichloroethane-d4	65	6.470	6.482	(1.108)	642857	100.000	96
24 1,2-Dichloroethane	62	6.557	6.556	(1.123)	666609	100.000	98
25 Benzene	78	6.557	6.556	(0.940)	2685326	100.000	98
* 26 1,4-Difluorobenzene	114	6.979	6.978	(1.000)	1226588	50.0000	
27 Trichloroethene	130	7.301	7.300	(1.046)	694409	100.000	99
28 Methylcyclohexane	83	7.537	7.548	(1.080)	1108912	100.000	110
29 1,2-Dichloropropane	63	7.537	7.548	(1.080)	750453	100.000	96
30 Bromodichloromethane	83	7.859	7.858	(1.126)	726001	100.000	97
31 cis-1,3-Dichloropropene	75	8.405	8.404	(1.204)	959662	100.000	96
32 4-Methyl-2-Pentanone	43	8.578	8.577	(0.810)	825457	100.000	92
\$ 33 Toluene-d8	98	8.739	8.751	(0.825)	2390187	100.000	97
34 Toluene	91	8.826	8.825	(0.834)	2400948	100.000	97
35 trans-1,3-Dichloropropene	75	9.074	9.073	(1.300)	798500	100.000	95
36 1,1,2-Trichloroethane	97	9.310	9.309	(1.334)	510775	100.000	96
37 Tetrachloroethene	164	9.533	9.532	(0.900)	480007	100.000	97
38 2-Hexanone	43	9.620	9.632	(0.909)	562220	100.000	95
39 Dibromochloromethane	129	9.818	9.830	(1.407)	632062	100.000	97
40 1,2-Dibromoethane	107	9.979	9.979	(0.943)	582658	100.000	96
* 42 Chlorobenzene-d5	117	10.587	10.586	(1.000)	1015093	50.0000	
43 Chlorobenzene	112	10.624	10.624	(1.004)	1634851	100.000	96
44 Ethylbenzene	106	10.761	10.760	(1.016)	818109	100.000	98
45 m,p-Xylene	106	10.910	10.909	(1.030)	2041277	200.000	190
46 o-Xylene	106	11.406	11.405	(1.077)	992047	100.000	97
47 Styrene	104	11.418	11.417	(1.078)	1366740	100.000	98
48 Bromoform	173	11.629	11.628	(1.666)	418563	100.000	97
49 Isopropylbenzene	105	11.852	11.851	(1.119)	2414560	100.000	99
\$ 50 Bromofluorobenzene	95	12.038	12.037	(1.137)	904319	100.000	97
51 1,1,2,2-Tetrachloroethane	83	12.187	12.198	(1.151)	772062	100.000	95
M 41 Xylene (Total)	106				3033324	100.000	300
52 1,3-Dichlorobenzene	146	13.315	13.315	(1.258)	1257832	100.000	98
53 1,4-Dichlorobenzene	146	13.427	13.426	(1.268)	1284202	100.000	97
54 1,2-Dichlorobenzene	146	13.849	13.848	(1.308)	1191668	100.000	97
55 1,2-Dibromo-3-chloropropane	75	14.692	14.691	(1.388)	105227	100.000	93
56 1,2,4-Trichlorobenzene	180	15.609	15.609	(1.474)	797350	100.000	97

KL  
6/2/05

Data File: \\AVOCADRO\ORGANICS\organic\voa\V1.i\050523A.B\VLG7753.D

Date : 23-MAY-2005 21:53

Client ID: VSTD2001J

Sample Info: VSTD2001J.VSTD2001J,


Column phase: DB-624

Instrument: V1.i

Operator: LG/YD

Column diameter: 0.25

\\AVOCADRO\ORGANICS\organic\voa\V1.i\050523A.B\VLG7753.D



Data File: V1G7753.D  
Report Date: 25-May-2005 10:28

Mitkem Corporation

CLP OLM 3/4.X / ASP 95-1 Low Soil - Heated Purge  
Data file : \\AVOGADRO\ORGANICS\organic\voa\V1.i\050523A.B\V1G7753.D  
Lab Smp Id: VSTD2001J Client Smp ID: VSTD2001J  
Inj Date : 23-MAY-2005 21:53  
Operator : LG/YD Inst ID: V1.i  
Smp Info : ,VSTD2001J,VSTD2001J,  
Misc Info :  
Comment :  
Method : \\AVOGADRO\ORGANICS\organic\voa\V1.i\050523A.B\v1clp4h.m  
Meth Date : 25-May-2005 10:28 mtl Quant Type: ISTD  
Cal Date : 23-MAY-2005 20:54 Cal File: V1G7751.D  
Als bottle: 17 Calibration Sample, Level: 5  
Dil Factor: 1.00000  
Integrator: HP RTE Compound Sublist: CLP4.sub  
Target Version: 4.03  
Processing Host: TARGET8

Concentration Formula:  $\text{Amt} * \text{DF} * \text{Uf} * 5 / (\text{Ws} * (100 - \text{M}) / 100)$

Name	Value	Description
DF	1.000	Dilution Factor
Uf	1.000	ng unit correction factor
Ws	5.000	Weight of sample (g)
M	0.000	% Moisture (not decanted)

Compounds	QUANT SIG	RT	EXP RT	REL RT	RESPONSE	AMOUNTS	
						CAL-AMT ( ug/L)	ON-COL ( ug/L)
1 Dichlorodifluoromethane	85	1.954	1.955	(0.335)	1119848	200.000	230 (A)
2 Chloromethane	50	2.128	2.117	(0.365)	1830174	200.000	190
3 Vinyl Chloride	62	2.289	2.278	(0.392)	1673796	200.000	200
4 Bromomethane	94	2.648	2.662	(0.454)	797010	200.000	170
5 Chloroethane	64	2.773	2.774	(0.475)	814152	200.000	180
6 Trichlorofluoromethane	101	3.132	3.133	(0.537)	798719	200.000	160
7 1,1-Dichloroethene	96	3.653	3.667	(0.626)	931943	200.000	190
8 1,1,2-Trichloro-1,2,2-trifluo	101	3.690	3.704	(0.632)	1040962	200.000	220 (A)
9 Acetone	43	3.703	3.704	(0.634)	400215	200.000	160
10 Carbon Disulfide	76	3.901	3.902	(0.668)	4842297	200.000	200
11 Methyl Acetate	43	4.075	4.076	(0.698)	1279122	200.000	180
12 Methylene Chloride	84	4.186	4.188	(0.717)	1475375	200.000	180
13 trans-1,2-Dichloroethene	96	4.496	4.497	(0.770)	1307044	200.000	190
14 Methyl tert-Butyl Ether	73	4.509	4.510	(0.773)	3564082	200.000	190
15 1,1-Dichloroethane	63	4.943	4.944	(0.847)	2451748	200.000	190

Compounds	QUANT SIG				RESPONSE	AMOUNTS	
	MASS	RT	EXP RT	REL RT		CAL-AMT ( ug/L)	ON-COL ( ug/L)
=====	=====	==	=====	=====	=====	=====	=====
16 2-Butanone	43	5.575	5.576	(0.955)	844560	200.000	180
17 cis-1,2-Dichloroethane	96	5.575	5.576	(0.955)	1378898	200.000	190
* 18 Bromochloromethane	128	5.835	5.837	(1.000)	235961	50.0000	
19 Chloroform	83	5.922	5.924	(1.015)	2023222	200.000	190
20 1,1,1-Trichloroethane	97	6.146	6.147	(0.881)	1362315	200.000	190
21 Cyclohexane	56	6.232	6.234	(0.893)	2555640	200.000	210 (A)
22 Carbon Tetrachloride	117	6.344	6.345	(0.909)	1247499	200.000	200 (A)
\$ 23 1,2-Dichloroethane-d4	65	6.480	6.482	(1.111)	1246589	200.000	180
24 1,2-Dichloroethane	62	6.555	6.556	(1.123)	1268881	200.000	190
25 Benzene	78	6.555	6.556	(0.940)	5214665	200.000	190
* 26 1,4-Difluorobenzene	114	6.976	6.978	(1.000)	1214538	50.0000	
27 Trichloroethene	130	7.299	7.300	(1.046)	1363583	200.000	200
28 Methylcyclohexane	83	7.547	7.548	(1.082)	2164484	200.000	220 (A)
29 1,2-Dichloropropane	63	7.547	7.548	(1.082)	1467732	200.000	190
30 Bromodichloromethane	83	7.857	7.858	(1.126)	1439516	200.000	190
31 cis-1,3-Dichloropropene	75	8.402	8.404	(1.204)	1917268	200.000	190
32 4-Methyl-2-Pentanone	43	8.576	8.577	(0.810)	1652164	200.000	180
\$ 33 Toluene-d8	98	8.750	8.751	(0.827)	4599115	200.000	190
34 Toluene	91	8.824	8.825	(0.834)	4723471	200.000	190
35 trans-1,3-Dichloropropene	75	9.072	9.073	(1.300)	1608652	200.000	190
36 1,1,2-Trichloroethane	97	9.308	9.309	(1.334)	1020268	200.000	190
37 Tetrachloroethene	164	9.531	9.532	(0.900)	949948	200.000	190
38 2-Hexanone	43	9.630	9.632	(0.910)	1142403	200.000	190
39 Dibromochloromethane	129	9.829	9.830	(1.409)	1231692	200.000	190
40 1,2-Dibromoethane	107	9.977	9.979	(0.943)	1170189	200.000	190
* 42 Chlorobenzene-d5	117	10.585	10.586	(1.000)	989786	50.0000	
43 Chlorobenzene	112	10.622	10.624	(1.004)	3188837	200.000	190
44 Ethylbenzene	106	10.759	10.760	(1.016)	1621442	200.000	200
45 m,p-Xylene	106	10.907	10.909	(1.030)	3937156	400.000	380
46 o-Xylene	106	11.404	11.405	(1.077)	1941962	200.000	190
47 Styrene	104	11.416	11.417	(1.078)	2643628	200.000	190
48 Bromoform	173	11.627	11.628	(1.667)	830525	200.000	190
49 Isopropylbenzene	105	11.850	11.851	(1.119)	4771565	200.000	200
\$ 50 Bromofluorobenzene	95	12.036	12.037	(1.137)	1734144	200.000	190
51 1,1,2,2-Tetrachloroethane	83	12.197	12.198	(1.152)	1525544	200.000	190
M 41 Xylene (Total)	106				5879119	200.000	590
52 1,3-Dichlorobenzene	146	13.326	13.315	(1.259)	2456616	200.000	190
53 1,4-Dichlorobenzene	146	13.425	13.426	(1.268)	2517993	200.000	190
54 1,2-Dichlorobenzene	146	13.846	13.848	(1.308)	2335450	200.000	190
55 1,2-Dibromo-3-chloropropane	75	14.690	14.691	(1.388)	215006	200.000	190
56 1,2,4-Trichlorobenzene	180	15.607	15.609	(1.474)	1573977	200.000	190

#### QC Flag Legend

A - Target compound detected but, quantitated amount exceeded maximum amount.

KC  
6/2/05

COPY

Original Documents Are Included in CSF

Signed: \_\_\_\_\_ Date: \_\_\_\_\_

Data File: \\AVOCADRO\ORGANICS\voa\6.i\050601.B\6D6362.D

Date: 01-JUN-2005 10:39

Client ID: VSTD0106Q

Sample Info: VSTD0106Q.VSTD0106Q

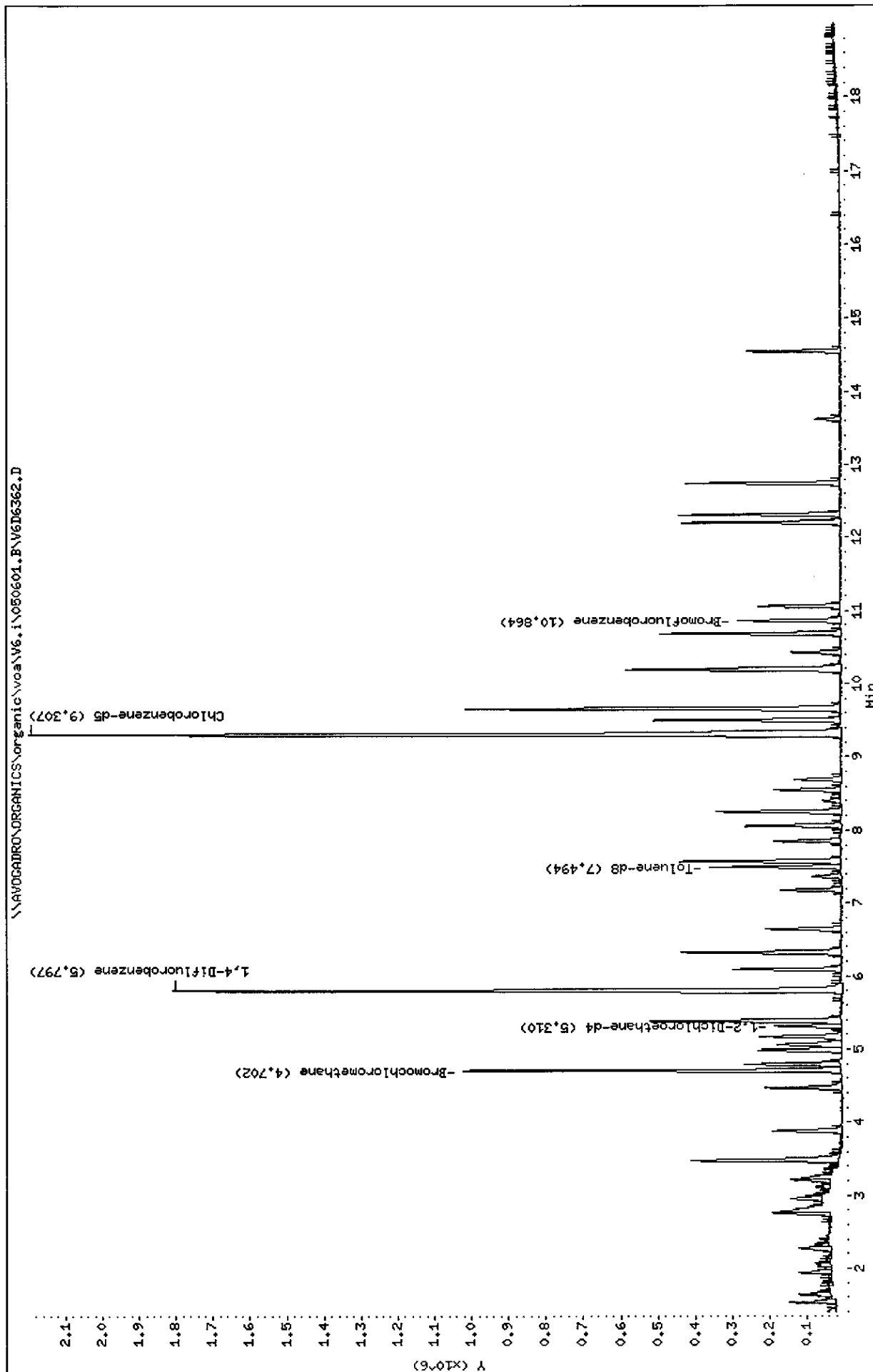
Purge Volume: 5.0

Column phase: DB-624

Instrument: V6.i

Operator: SB SRC: SB

Column diameter: 0.25



Mitkem Corporation

CLP OLM4.X - Water and Medium Soils

Data file : \\AVOGADRO\ORGANICS\organic\voa\V6.i\050601.B\V6D6362.D  
 Lab Smp Id: VSTD0106Q Client Smp ID: VSTD0106Q  
 Inj Date : 01-JUN-2005 10:39  
 Operator : SB SRC: SB Inst ID: V6.i  
 Smp Info : ,VSTD0106Q,VSTD0106Q  
 Misc Info : ,1,1  
 Comment :  
 Method : \\AVOGADRO\ORGANICS\organic\voa\V6.i\050601.B\v6clp4s.m  
 Meth Date : 01-Jun-2005 12:38 mtl Quant Type: ISTD  
 Cal Date : 01-JUN-2005 10:12 Cal File: V6D6361.D  
 Als bottle: 2 Calibration Sample, Level: 1  
 Dil Factor: 1.00000  
 Integrator: HP RTE Compound Sublist: CLP4.sub  
 Target Version: 4.03  
 Processing Host: TARGET3

Concentration Formula: Amt \* DF \* Uf \* 5/Vo

Name	Value	Description
DF	1.000	Dilution Factor
Uf	1.000	ng unit correction factor
Vo	5.000	Sample Volume purged (mL)

Compounds	QUANT SIG						AMOUNTS	
	MASS	RT	EXP RT	REL RT	RESPONSE		CAL-AMT ( ug/L)	ON-COL ( ug/L)
1 Dichlorodifluoromethane	85	1.368	1.372	(0.291)	117436		10.0000	9 (a)
2 Chloromethane	50	1.526	1.530	(0.324)	113671		10.0000	10
3 Vinyl Chloride	62	1.636	1.628	(0.347)	102266		10.0000	9 (a)
4 Bromomethane	94	1.940	1.938	(0.412)	73378		10.0000	10
5 Chloroethane	64	2.050	2.035	(0.435)	52413		10.0000	10
6 Trichlorofluoromethane	101	2.281	2.266	(0.484)	106869		10.0000	8 (a)
7 1,1-Dichloroethene	96	2.761	2.747	(0.587)	63853		10.0000	7 (a)
9 Acetone	43	2.786	2.790	(0.592)	35971		10.0000	9 (a)
8 1,1,2-Trichloro-1,2,2-trifluo	101	2.761	2.771	(0.587)	70017		10.0000	9 (a)
10 Carbon Disulfide	76	2.956	2.954	(0.628)	263096		10.0000	10
11 Methyl Acetate	43	3.114	3.112	(0.661)	54674		10.0000	10
12 Methylene Chloride	84	3.211	3.203	(0.682)	99806		10.0000	10
13 trans-1,2-Dichloroethene	96	3.473	3.471	(0.738)	109867		10.0000	10
14 Methyl tert-Butyl Ether	73	3.491	3.483	(0.742)	257259		10.0000	10
15 1,1-Dichloroethane	63	3.881	3.872	(0.824)	208725		10.0000	10
16 2-Butanone	43	4.483	4.481	(0.952)	45863		10.0000	9 (a)

COPY

Original Documents Are Included in CSF \_\_\_\_\_  
 Signed: \_\_\_\_\_ Date: \_\_\_\_\_

Compounds	QUANT SIG				RESPONSE	AMOUNTS	
	MASS	RT	EXP RT	REL RT		CAL-AMT ( ug/L)	ON-COL ( ug/L)
-----	----	==	=====	=====	=====	=====	=====
17 cis-1,2-Dichloroethene	96	4.465	4.463	(0.948)	93265	10.0000	9(a)
* 18 Bromochloromethane	128	4.708	4.700	(1.000)	320217	50.0000	
19 Chloroform	83	4.793	4.791	(1.018)	229128	10.0000	10
20 1,1,1-Trichloroethane	97	4.988	4.986	(0.860)	178589	10.0000	10
21 Cyclohexane	56	5.061	5.053	(0.873)	92625	10.0000	7(a)
22 Carbon Tetrachloride	117	5.170	5.162	(0.892)	166196	10.0000	9(a)
\$ 23 1,2-Dichloroethane-d4	65	5.310	5.302	(1.128)	162965	10.0000	9(a)
25 Benzene	78	5.377	5.375	(0.928)	346972	10.0000	9(a)
24 1,2-Dichloroethane	62	5.389	5.381	(1.145)	212045	10.0000	10
* 26 1,4-Difluorobenzene	114	5.797	5.795	(1.000)	1507267	50.0000	
27 Trichloroethene	130	6.089	6.087	(1.050)	114055	10.0000	9(a)
28 Methylcyclohexane	83	6.302	6.312	(1.087)	90278	10.0000	8(a)
29 1,2-Dichloropropane	63	6.326	6.324	(1.091)	104386	10.0000	10
30 Bromodichloromethane	83	6.643	6.640	(1.146)	157362	10.0000	10
31 cis-1,3-Dichloropropene	75	7.172	7.164	(1.237)	107192	10.0000	8(a)
32 4-Methyl-2-Pentanone	43	7.366	7.358	(0.791)	70204	10.0000	8(a)
\$ 33 Toluene-d8	98	7.494	7.492	(0.805)	284042	10.0000	8(a)
34 Toluene	91	7.573	7.571	(0.814)	384116	10.0000	9(a)
35 trans-1,3-Dichloropropene	75	7.847	7.839	(1.354)	122913	10.0000	8(a)
36 1,1,2-Trichloroethane	97	8.066	8.064	(1.391)	96674	10.0000	9(a)
37 Tetrachloroethene	164	8.255	8.259	(0.887)	99438	10.0000	9(a)
38 2-Hexanone	43	8.401	8.393	(0.903)	44948	10.0000	7(a)
39 Dibromochloromethane	129	8.553	8.551	(1.475)	121988	10.0000	9(a)
40 1,2-Dibromoethane	107	8.693	8.684	(0.934)	103402	10.0000	9(a)
* 42 Chlorobenzene-d5	117	9.307	9.305	(1.000)	1457062	50.0000	
43 Chlorobenzene	112	9.344	9.341	(1.004)	297005	10.0000	9(a)
44 Ethylbenzene	106	9.502	9.500	(1.021)	133929	10.0000	8(a)
45 m,p-Xylene	106	9.666	9.664	(1.039)	364026	20.0000	18
46 o-Xylene	106	10.189	10.187	(1.095)	140460	10.0000	8(a)
47 Styrene	104	10.207	10.205	(1.097)	187354	10.0000	8(a)
48 Bromoform	173	10.426	10.424	(1.799)	80511	10.0000	9(a)
49 Isopropylbenzene	105	10.682	10.680	(1.148)	364601	10.0000	8(a)
\$ 50 Bromofluorobenzene	95	10.864	10.862	(1.167)	118511	10.0000	8(a)
51 1,1,2,2-Tetrachloroethane	83	11.059	11.051	(1.188)	119644	10.0000	9(a)
M 41 Xylene (Total)	106				504486	10.0000	26
52 1,3-Dichlorobenzene	146	12.203	12.207	(1.311)	204003	10.0000	8(a)
53 1,4-Dichlorobenzene	146	12.312	12.310	(1.323)	215548	10.0000	8(a)
54 1,2-Dichlorobenzene	146	12.738	12.742	(1.369)	212182	10.0000	8(a)
55 1,2-Dibromo-3-chloropropane	75	13.626	13.624	(1.464)	22067	10.0000	8(a)
56 1,2,4-Trichlorobenzene	180	14.551	14.549	(1.563)	85506	10.0000	6(a)

#### QC Flag Legend

a - Target compound detected but, quantitated amount  
Below Limit Of Quantitation(BLOQ).

④  
6/1/05

Data File: \\AVOCADRO\ORGANICS\voa\6.i\050601.B\6D6365.D

Date : 01-JUN-2005 12:02

Client ID: VSTD0206Q

Sample Info: ,VSTD0206Q,VSTD0206Q

Purge Volume: 5.0

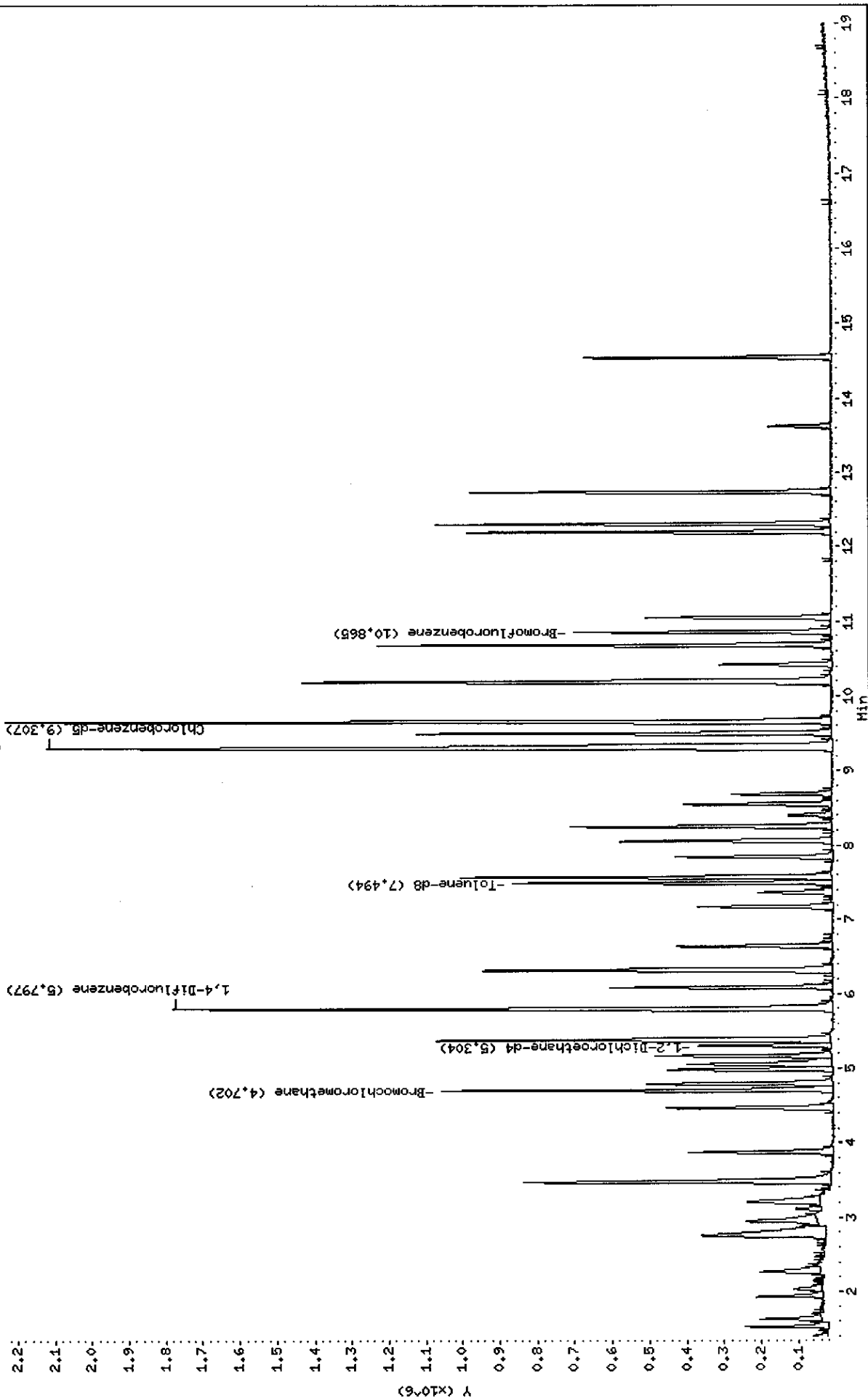
Column phase: DB-624

Instrument: V6.i

Operator: SB SRC: SB

Column diameter: 0.25

\\AVOCADRO\ORGANICS\voa\6.i\050601.B\6D6365.D





Data File: \\AVOGADRO\ORGANICS\organic\voa\V6.i\050601.B\V6D6365.D  
 Report Date: 01-Jun-2005 12:38

Mitkem Corporation

CLP OLM4.X - Water and Medium Soils

Data file : \\AVOGADRO\ORGANICS\organic\voa\V6.i\050601.B\V6D6365.D  
 Lab Smp Id: VSTD0206Q Client Smp ID: VSTD0206Q  
 Inj Date : 01-JUN-2005 12:02  
 Operator : SB SRC: SB Inst ID: V6.i  
 Smp Info : ,VSTD0206Q,VSTD0206Q  
 Misc Info : ,1,2  
 Comment :  
 Method : \\AVOGADRO\ORGANICS\organic\voa\V6.i\050601.B\v6clp4s.m  
 Meth Date : 01-Jun-2005 12:38 mtl Quant Type: ISTD  
 Cal Date : 01-JUN-2005 10:12 Cal File: V6D6361.D  
 Als bottle: 5 Calibration Sample, Level: 2  
 Dil Factor: 1.00000  
 Integrator: HP RTE Compound Sublist: CLP4.sub  
 Target Version: 4.03  
 Processing Host: TARGET3

Concentration Formula: Amt \* DF \* Uf \* 5/Vo

Name	Value	Description
DF	1.000	Dilution Factor
Uf	1.000	ng unit correction factor
Vo	5.000	Sample Volume purged (mL)

Compounds	QUANT SIG	RT	EXP RT	REL RT	RESPONSE	AMOUNTS	
						CAL-AMT	ON-COL
	MASS					( ug/L)	( ug/L)
=====	=====	==	=====	=====	=====	=====	=====
1 Dichlorodifluoromethane	85	1.368	1.372	(0.291)	264715	20.0000	21
2 Chloromethane	50	1.527	1.530	(0.325)	221344	20.0000	20
3 Vinyl Chloride	62	1.630	1.628	(0.347)	217262	20.0000	20
4 Bromomethane	94	1.934	1.938	(0.411)	147754	20.0000	20
5 Chloroethane	64	2.031	2.035	(0.432)	105605	20.0000	19
6 Trichlorofluoromethane	101	2.263	2.266	(0.481)	273336	20.0000	19
7 1,1-Dichloroethene	96	2.749	2.747	(0.585)	179879	20.0000	20
9 Acetone	43	2.804	2.790	(0.596)	70801	20.0000	18
8 1,1,2-Trichloro-1,2,2-trifluo	101	2.774	2.771	(0.590)	154454	20.0000	20
10 Carbon Disulfide	76	2.950	2.954	(0.627)	524720	20.0000	19
11 Methyl Acetate	43	3.120	3.112	(0.664)	107331	20.0000	18
12 Methylene Chloride	84	3.206	3.203	(0.682)	198595	20.0000	20
13 trans-1,2-Dichloroethene	96	3.473	3.471	(0.739)	223830	20.0000	20
14 Methyl tert-Butyl Ether	73	3.485	3.483	(0.741)	574676	20.0000	21
15 1,1-Dichloroethane	63	3.875	3.872	(0.824)	427211	20.0000	20
16 2-Butanone	43	4.483	4.481	(0.953)	100178	20.0000	19

						AMOUNTS	
QUANT SIG						CAL-AMT	ON-COL
Compounds	MASS	RT	EXP RT	REL RT	RESPONSE	( ug/L)	( ug/L)
=====	----	--	-----	-----	-----	-----	-----
17 cis-1,2-Dichloroethene	96	4.465	4.463	(0.950)	190166	20.0000	18
* 18 Bromochloromethane	128	4.702	4.700	(1.000)	324886	50.0000	
19 Chloroform	83	4.793	4.791	(1.019)	446418	20.0000	19
20 1,1,1-Trichloroethane	97	4.988	4.986	(0.860)	365589	20.0000	20
21 Cyclohexane	56	5.055	5.053	(0.872)	230356	20.0000	18
22 Carbon Tetrachloride	117	5.164	5.162	(0.891)	361735	20.0000	20
\$ 23 1,2-Dichloroethane-d4	65	5.310	5.302	(1.129)	330478	20.0000	18
25 Benzene	78	5.377	5.375	(0.928)	730750	20.0000	19
24 1,2-Dichloroethane	62	5.390	5.381	(1.146)	428165	20.0000	20
* 26 1,4-Difluorobenzene	114	5.797	5.795	(1.000)	1496877	50.0000	
27 Trichloroethene	130	6.089	6.087	(1.050)	237637	20.0000	19
28 Methylcyclohexane	83	6.308	6.312	(1.088)	221878	20.0000	19
29 1,2-Dichloropropane	63	6.326	6.324	(1.091)	217646	20.0000	20
30 Bromodichloromethane	83	6.643	6.640	(1.146)	328871	20.0000	20
31 cis-1,3-Dichloropropene	75	7.166	7.164	(1.236)	237947	20.0000	18
32 4-Methyl-2-Pentanone	43	7.361	7.358	(0.791)	171907	20.0000	20
\$ 33 Toluene-d8	98	7.494	7.492	(0.805)	686787	20.0000	19
34 Toluene	91	7.574	7.571	(0.814)	843217	20.0000	20
35 trans-1,3-Dichloropropene	75	7.841	7.839	(1.353)	285636	20.0000	19
36 1,1,2-Trichloroethane	97	8.066	8.064	(1.391)	217107	20.0000	21
37 Tetrachloroethene	164	8.255	8.259	(0.887)	204677	20.0000	19
38 2-Hexanone	43	8.407	8.393	(0.903)	109096	20.0000	18
39 Dibromochloromethane	129	8.553	8.551	(1.475)	264508	20.0000	20
40 1,2-Dibromoethane	107	8.693	8.684	(0.934)	224185	20.0000	20
* 42 Chlorobenzene-d5	117	9.307	9.305	(1.000)	1465268	50.0000	
43 Chlorobenzene	112	9.344	9.341	(1.004)	630378	20.0000	20
44 Ethylbenzene	106	9.502	9.500	(1.021)	296687	20.0000	19
45 m,p-Xylene	106	9.660	9.664	(1.038)	773732	40.0000	38
46 o-Xylene	106	10.189	10.187	(1.095)	346509	20.0000	19
47 Styrene	104	10.202	10.205	(1.096)	460136	20.0000	19
48 Bromoform	173	10.421	10.424	(1.798)	179374	20.0000	20
49 Isopropylbenzene	105	10.682	10.680	(1.148)	866018	20.0000	18
\$ 50 Bromofluorobenzene	95	10.859	10.862	(1.167)	275162	20.0000	18
51 1,1,2,2-Tetrachloroethane	83	11.053	11.051	(1.188)	274936	20.0000	21
M 41 Xylene (Total)	106				1120241	20.0000	57
52 1,3-Dichlorobenzene	146	12.203	12.207	(1.311)	472993	20.0000	19
53 1,4-Dichlorobenzene	146	12.313	12.310	(1.323)	514348	20.0000	19
54 1,2-Dichlorobenzene	146	12.744	12.742	(1.369)	471791	20.0000	19
55 1,2-Dibromo-3-chloropropane	75	13.620	13.624	(1.463)	53655	20.0000	20
56 1,2,4-Trichlorobenzene	180	14.551	14.549	(1.563)	233549	20.0000	17

SD  
6/1/05

Data File: \\AVOGADRO\ORGANICS\organic\voa\V6.i\050601.B\V6D6361.D

Date : 01-JUN-2005 10:12

Client ID: VSTD0506Q

Sample Info: ,VSTD0506Q,VSTD0506Q

Purge Volume: 5.0


Column phase: DB-624

Instrument: V6.i

Operator: SB SRC: SB

Column diameter: 0.25

\\AVOGADRO\ORGANICS\organic\voa\V6.i\050601.B\V6D6361.D



Data File: \\AVOGADRO\ORGANICS\organic\voa\V6.i\050601.B\V6D6361.D  
 Report Date: 01-Jun-2005 12:38

Mitkem Corporation

CLP OLM4.X - Water and Medium Soils

Data file : \\AVOGADRO\ORGANICS\organic\voa\V6.i\050601.B\V6D6361.D  
 Lab Smp Id: VSTD0506Q Client Smp ID: VSTD0506Q  
 Inj Date : 01-JUN-2005 10:12  
 Operator : SB SRC: SB Inst ID: V6.i  
 Smp Info : ,VSTD0506Q,VSTD0506Q  
 Misc Info : ,2  
 Comment :  
 Method : \\AVOGADRO\ORGANICS\organic\voa\V6.i\050601.B\v6clp4s.m  
 Meth Date : 01-Jun-2005 12:38 mtl Quant Type: ISTD  
 Cal Date : 01-JUN-2005 10:12 Cal File: V6D6361.D  
 Als bottle: 1 Calibration Sample, Level: 3  
 Dil Factor: 1.00000  
 Integrator: HP RTE Compound Sublist: CLP4.sub  
 Target Version: 4.03  
 Processing Host: TARGET3

Concentration Formula: Amt \* DF \* Uf \* 5/Vo

Name	Value	Description
DF	1.000	Dilution Factor
Uf	1.000	ng unit correction factor
Vo	5.000	Sample Volume purged (mL)

Compounds	QUANT SIG	RT	EXP RT	REL RT	RESPONSE	AMOUNTS	
						CAL-AMT ( ug/L)	ON-COL ( ug/L)
1 Dichlorodifluoromethane	85	1.372	1.372	(0.292)	643739	50.0000	54
2 Chloromethane	50	1.530	1.530	(0.326)	539647	50.0000	52
3 Vinyl Chloride	62	1.628	1.628	(0.346)	536061	50.0000	52
4 Bromomethane	94	1.938	1.938	(0.412)	352990	50.0000	52
5 Chloroethane	64	2.035	2.035	(0.433)	277035	50.0000	54
6 Trichlorofluoromethane	101	2.266	2.266	(0.482)	808120	50.0000	60
7 1,1-Dichloroethene	96	2.747	2.747	(0.584)	450872	50.0000	55
9 Acetone	43	2.790	2.790	(0.594)	235404	50.0000	63
8 1,1,2-Trichloro-1,2,2-trifluo	101	2.771	2.771	(0.590)	399526	50.0000	55
10 Carbon Disulfide	76	2.954	2.954	(0.629)	1386610	50.0000	54
11 Methyl Acetate	43	3.112	3.112	(0.662)	302867	50.0000	56
12 Methylene Chloride	84	3.203	3.203	(0.682)	464282	50.0000	51
13 trans-1,2-Dichloroethene	96	3.471	3.471	(0.739)	573503	50.0000	55
14 Methyl tert-Butyl Ether	73	3.483	3.483	(0.741)	1324485	50.0000	52
15 1,1-Dichloroethane	63	3.872	3.872	(0.824)	1079068	50.0000	54
16 2-Butanone	43	4.481	4.481	(0.953)	277940	50.0000	58

						AMOUNTS	
QUANT SIG						CAL-AMT	ON-COL
Compounds	MASS	RT	EXP RT	REL RT	RESPONSE	( ug/L)	( ug/L)
=====	=====	==	=====	=====	=====	=====	=====
17 cis-1,2-Dichloroethene	96	4.463	4.463	(0.950)	542582	50.0000	55
* 18 Bromochloromethane	128	4.700	4.700	(1.000)	300788	50.0000	
19 Chloroform	83	4.791	4.791	(1.019)	1168793	50.0000	55
20 1,1,1-Trichloroethane	97	4.986	4.986	(0.860)	905382	50.0000	53
21 Cyclohexane	56	5.053	5.053	(0.872)	731988	50.0000	60
22 Carbon Tetrachloride	117	5.162	5.162	(0.891)	912667	50.0000	54
\$ 23 1,2-Dichloroethane-d4	65	5.302	5.302	(1.128)	938615	50.0000	56
25 Benzene	78	5.375	5.375	(0.928)	2026947	50.0000	57
24 1,2-Dichloroethane	62	5.381	5.381	(1.145)	1090985	50.0000	55
* 26 1,4-Difluorobenzene	114	5.795	5.795	(1.000)	1403800	50.0000	
27 Trichloroethene	130	6.087	6.087	(1.050)	651726	50.0000	56
28 Methylcyclohexane	83	6.312	6.312	(1.089)	621594	50.0000	56
29 1,2-Dichloropropane	63	6.324	6.324	(1.091)	558717	50.0000	55
30 Bromodichloromethane	83	6.640	6.640	(1.146)	843254	50.0000	55
31 cis-1,3-Dichloropropene	75	7.164	7.164	(1.236)	688509	50.0000	54
32 4-Methyl-2-Pentanone	43	7.358	7.358	(0.791)	473465	50.0000	58
\$ 33 Toluene-d8	98	7.492	7.492	(0.805)	1981151	50.0000	58
34 Toluene	91	7.571	7.571	(0.814)	2300727	50.0000	57
35 trans-1,3-Dichloropropene	75	7.839	7.839	(1.353)	747072	50.0000	53
36 1,1,2-Trichloroethane	97	8.064	8.064	(1.392)	524267	50.0000	54
37 Tetrachloroethene	164	8.259	8.259	(0.888)	544565	50.0000	55
38 2-Hexanone	43	8.393	8.393	(0.902)	319559	50.0000	57
39 Dibromochloromethane	129	8.551	8.551	(1.476)	698601	50.0000	56
40 1,2-Dibromoethane	107	8.684	8.684	(0.933)	561266	50.0000	53
* 42 Chlorobenzene-d5	117	9.305	9.305	(1.000)	1361255	50.0000	
43 Chlorobenzene	112	9.341	9.341	(1.004)	1646396	50.0000	56
44 Ethylbenzene	106	9.500	9.500	(1.021)	851560	50.0000	57
45 m,p-Xylene	106	9.664	9.664	(1.039)	2149403	100.0000	110
46 o-Xylene	106	10.187	10.187	(1.095)	1019673	50.0000	59
47 Styrene	104	10.205	10.205	(1.097)	1315912	50.0000	58
48 Bromoform	173	10.424	10.424	(1.799)	466048	50.0000	55
49 Isopropylbenzene	105	10.680	10.680	(1.148)	2642584	50.0000	59
\$ 50 Bromofluorobenzene	95	10.862	10.862	(1.167)	831400	50.0000	58
51 1,1,2,2-Tetrachloroethane	83	11.051	11.051	(1.188)	624910	50.0000	52
M 41 Xylene (Total)	106				3169076	50.0000	170
52 1,3-Dichlorobenzene	146	12.207	12.207	(1.312)	1345807	50.0000	57
53 1,4-Dichlorobenzene	146	12.310	12.310	(1.323)	1436122	50.0000	57
54 1,2-Dichlorobenzene	146	12.742	12.742	(1.369)	1305975	50.0000	56
55 1,2-Dibromo-3-chloropropane	75	13.624	13.624	(1.464)	134026	50.0000	53
56 1,2,4-Trichlorobenzene	180	14.549	14.549	(1.564)	739748	50.0000	57

Ⓟ  
6/1/05

Data File: \\AVOCADRO\ORGANICS\organic\voa\6.i\050601.B\6D6364.D

Date : 01-JUN-2005 11:34

Client ID: VSTD1006Q

Sample Info: VSTD1006Q,VSTD1006Q

Purge Volume: 5.0

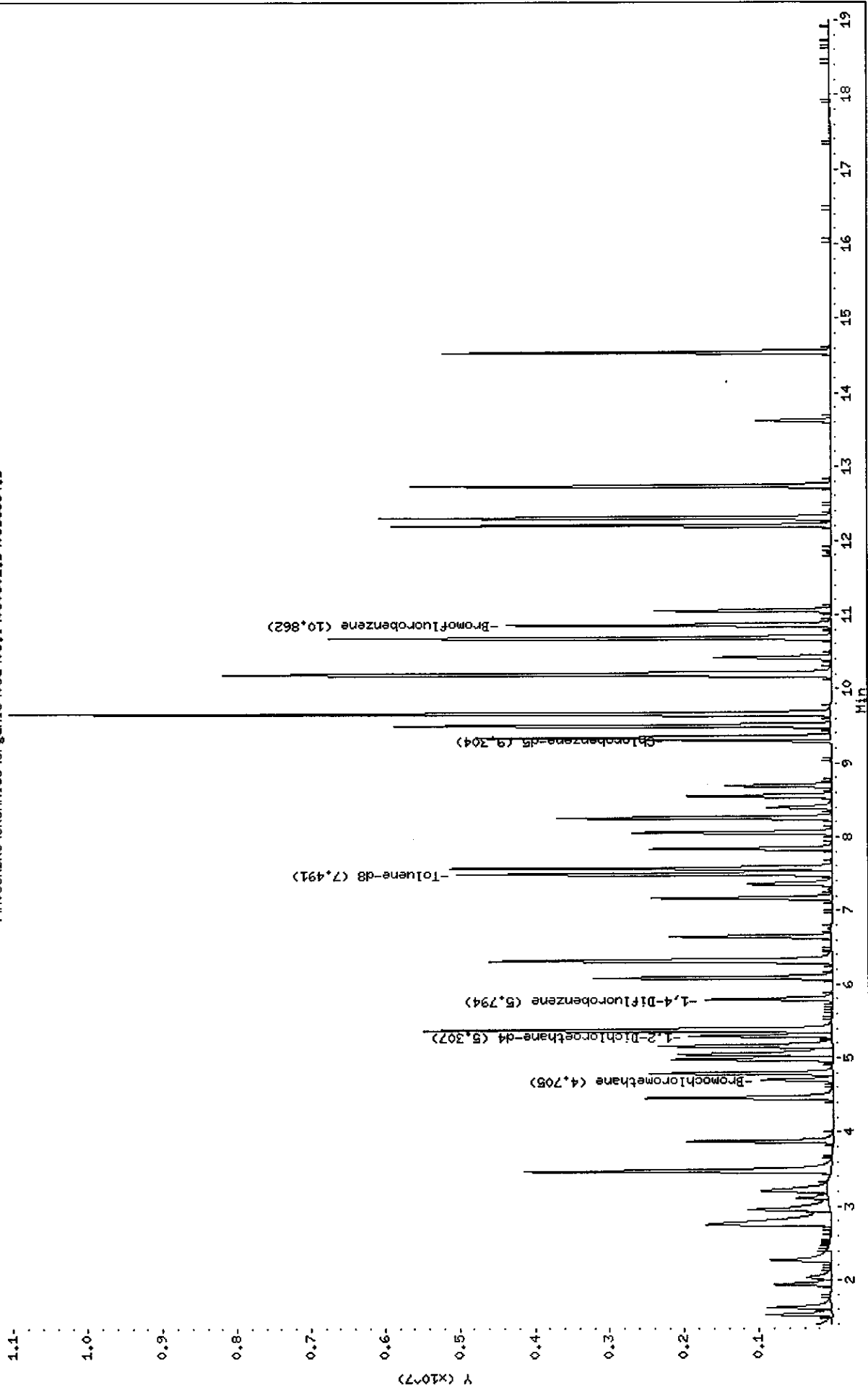
Column phase: DB-624

Instrument: V6.i

Operator: SB SRC: SB

Column diameter: 0.25

\\AVOCADRO\ORGANICS\organic\voa\6.i\050601.B\6D6364.D



Data File: \\AVOGADRO\ORGANICS\organic\voa\V6.i\050601.B\V6D6364.D  
 Report Date: 01-Jun-2005 12:38

Mitkem Corporation

CLP OLM4.X - Water and Medium Soils

Data file : \\AVOGADRO\ORGANICS\organic\voa\V6.i\050601.B\V6D6364.D  
 Lab Smp Id: VSTD1006Q Client Smp ID: VSTD1006Q  
 Inj Date : 01-JUN-2005 11:34  
 Operator : SB SRC: SB Inst ID: V6.i  
 Smp Info : ,VSTD1006Q,VSTD1006Q  
 Misc Info : ,1,4  
 Comment :  
 Method : \\AVOGADRO\ORGANICS\organic\voa\V6.i\050601.B\v6clp4s.m  
 Meth Date : 01-Jun-2005 12:38 mtl Quant Type: ISTD  
 Cal Date : 01-JUN-2005 10:12 Cal File: V6D6361.D  
 Als bottle: 4 Calibration Sample, Level: 4  
 Dil Factor: 1.00000  
 Integrator: HP RTE Compound Sublist: CLP4.sub  
 Target Version: 4.03  
 Processing Host: TARGET3

Concentration Formula: Amt \* DF \* Uf \* 5/Vo

Name	Value	Description
DF	1.000	Dilution Factor
Uf	1.000	ng unit correction factor
Vo	5.000	Sample Volume purged (mL)

Compounds	QUANT SIG	MASS	RT	EXP RT	REL RT	RESPONSE	AMOUNTS	
							CAL-AMT	ON-COL
							( ug/L)	( ug/L)
1 Dichlorodifluoromethane	85	1.371	1.372	(0.291)	1287966	100.000	100	
2 Chloromethane	50	1.530	1.530	(0.325)	1097019	100.000	100	
3 Vinyl Chloride	62	1.627	1.628	(0.346)	1161741	100.000	110	
4 Bromomethane	94	1.937	1.938	(0.412)	701919	100.000	100	
5 Chloroethane	64	2.035	2.035	(0.432)	533689	100.000	100	
6 Trichlorofluoromethane	101	2.272	2.266	(0.483)	1518620	100.000	110	
7 1,1-Dichloroethene	96	2.752	2.747	(0.585)	955417	100.000	110	
9 Acetone	43	2.789	2.790	(0.593)	374932	100.000	97	
8 1,1,2-Trichloro-1,2,2-trifluo	101	2.777	2.771	(0.590)	832079	100.000	110	
10 Carbon Disulfide	76	2.953	2.954	(0.628)	2801300	100.000	100	
11 Methyl Acetate	43	3.111	3.112	(0.661)	573801	100.000	100	
12 Methylene Chloride	84	3.215	3.203	(0.683)	933560	100.000	99	
13 trans-1,2-Dichloroethene	96	3.470	3.471	(0.738)	1080687	100.000	100	
14 Methyl tert-Butyl Ether	73	3.488	3.483	(0.741)	2663118	100.000	100	
15 1,1-Dichloroethane	63	3.878	3.872	(0.824)	2118952	100.000	100	
16 2-Butanone	43	4.480	4.481	(0.952)	499029	100.000	100	

						AMOUNTS	
		QUANT SIG				CAL-AMT	ON-COL
Compounds	MASS	RT	EXP RT	REL RT	RESPONSE	( ug/L)	( ug/L)
=====	=====	==	=====	=====	=====	=====	=====
17 cis-1,2-Dichloroethene	96	4.462	4.463	(0.948)	1078604	100.000	110
* 18 Bromochloromethane	128	4.705	4.700	(1.000)	310813	50.0000	
19 Chloroform	83	4.790	4.791	(1.018)	2215679	100.000	100
20 1,1,1-Trichloroethane	97	4.985	4.986	(0.860)	1822100	100.000	100
21 Cyclohexane	56	5.058	5.053	(0.873)	1452173	100.000	120
22 Carbon Tetrachloride	117	5.167	5.162	(0.892)	1808661	100.000	110
\$ 23 1,2-Dichloroethane-d4	65	5.307	5.302	(1.128)	1790279	100.000	100
25 Benzene	78	5.374	5.375	(0.928)	3835306	100.000	110
24 1,2-Dichloroethane	62	5.386	5.381	(1.145)	2057732	100.000	100
* 26 1,4-Difluorobenzene	114	5.794	5.795	(1.000)	1434097	50.0000	
27 Trichloroethene	130	6.086	6.087	(1.050)	1241917	100.000	110
28 Methylcyclohexane	83	6.311	6.312	(1.089)	1343492	100.000	120
29 1,2-Dichloropropane	63	6.323	6.324	(1.091)	1066244	100.000	100
30 Bromodichloromethane	83	6.640	6.640	(1.146)	1630562	100.000	100
31 cis-1,3-Dichloropropene	75	7.169	7.164	(1.237)	1508176	100.000	120
32 4-Methyl-2-Pentanone	43	7.357	7.358	(0.791)	887604	100.000	110
\$ 33 Toluene-d8	98	7.491	7.492	(0.805)	3982517	100.000	110
34 Toluene	91	7.577	7.571	(0.814)	4392899	100.000	110
35 trans-1,3-Dichloropropene	75	7.838	7.839	(1.353)	1609766	100.000	110
36 1,1,2-Trichloroethane	97	8.063	8.064	(1.392)	1019672	100.000	100
37 Tetrachloroethene	164	8.258	8.259	(0.888)	1077720	100.000	110
38 2-Hexanone	43	8.392	8.393	(0.902)	659428	100.000	110
39 Dibromochloromethane	129	8.550	8.551	(1.476)	1356076	100.000	110
40 1,2-Dibromoethane	107	8.690	8.684	(0.934)	1149744	100.000	110
* 42 Chlorobenzene-d5	117	9.304	9.305	(1.000)	1397118	50.0000	
43 Chlorobenzene	112	9.341	9.341	(1.004)	3184541	100.000	100
44 Ethylbenzene	106	9.499	9.500	(1.021)	1682084	100.000	110
45 m,p-Xylene	106	9.663	9.664	(1.039)	4143322	200.000	220
46 o-Xylene	106	10.186	10.187	(1.095)	1995594	100.000	110
47 Styrene	104	10.205	10.205	(1.097)	2668093	100.000	110
48 Bromoform	173	10.424	10.424	(1.799)	911918	100.000	100
49 Isopropylbenzene	105	10.679	10.680	(1.148)	5316487	100.000	120
\$ 50 Bromofluorobenzene	95	10.862	10.862	(1.167)	1688297	100.000	110
51 1,1,2,2-Tetrachloroethane	83	11.056	11.051	(1.188)	1264718	100.000	100
M 41 Xylene (Total)	106				6138916	100.000	330
52 1,3-Dichlorobenzene	146	12.200	12.207	(1.311)	2736269	100.000	110
53 1,4-Dichlorobenzene	146	12.309	12.310	(1.323)	2889513	100.000	110
54 1,2-Dichlorobenzene	146	12.741	12.742	(1.369)	2676866	100.000	110
55 1,2-Dibromo-3-chloropropane	75	13.623	13.624	(1.464)	293008	100.000	110
56 1,2,4-Trichlorobenzene	180	14.548	14.549	(1.564)	1663306	100.000	120

SB  
6/1/05



Data File: \\AVOGADRO\ORGANICS\organic\voa\6.i\050601.B\6D6363.D

Date : 01-JUN-2005 11:07

Client ID: VSTD2006Q

Sample Info: ,VSTD2006Q,VSTD2006Q

Purge Volume: 5.0


Column phase: DB-624

Instrument: V6.i

Operator: SB SRC: SB

Column diameter: 0.25

\\AVOGADRO\ORGANICS\organic\voa\6.i\050601.B\6D6363.D



Data File: \\AVOGADRO\ORGANICS\organic\voa\V6.i\050601.B\V6D6363.D  
 Report Date: 01-Jun-2005 12:38

Mitkem Corporation

CLP OLM4.X - Water and Medium Soils

Data file : \\AVOGADRO\ORGANICS\organic\voa\V6.i\050601.B\V6D6363.D  
 Lab Smp Id: VSTD2006Q Client Smp ID: VSTD2006Q  
 Inj Date : 01-JUN-2005 11:07  
 Operator : SB SRC: SB Inst ID: V6.i  
 Smp Info : ,VSTD2006Q,VSTD2006Q  
 Misc Info : ,1,5  
 Comment :  
 Method : \\AVOGADRO\ORGANICS\organic\voa\V6.i\050601.B\v6clp4s.m  
 Meth Date : 01-Jun-2005 12:38 mtl Quant Type: ISTD  
 Cal Date : 01-JUN-2005 10:12 Cal File: V6D6361.D  
 Als bottle: 3 Calibration Sample, Level: 5  
 Dil Factor: 1.00000  
 Integrator: HP RTE Compound Sublist: CLP4.sub  
 Target Version: 4.03  
 Processing Host: TARGET3

Concentration Formula: Amt \* DF \* Uf \* 5/Vo

Name	Value	Description
DF	1.000	Dilution Factor
Uf	1.000	ng unit correction factor
Vo	5.000	Sample Volume purged (mL)

Compounds	QUANT SIG	MASS	RT	EXP RT	REL RT	RESPONSE	AMOUNTS	
							CAL-AMT	ON-COL
							( ug/L)	( ug/L)
1 Dichlorodifluoromethane	85	1.369	1.372	(0.291)	2418397	200.000	190	
2 Chloromethane	50	1.528	1.530	(0.325)	2194491	200.000	190	
3 Vinyl Chloride	62	1.631	1.628	(0.347)	2170807	200.000	190	
4 Bromomethane	94	1.929	1.938	(0.410)	1365478	200.000	180	
5 Chloroethane	64	2.033	2.035	(0.432)	1081508	200.000	190	
6 Trichlorofluoromethane	101	2.270	2.266	(0.483)	2928716	200.000	200	
7 1,1-Dichloroethene	96	2.757	2.747	(0.586)	1890034	200.000	210 (A)	
9 Acetone	43	2.787	2.790	(0.593)	802348	200.000	200	
8 1,1,2-Trichloro-1,2,2-trifluo	101	2.769	2.771	(0.589)	1496583	200.000	190	
10 Carbon Disulfide	76	2.951	2.954	(0.627)	5571931	200.000	200	
11 Methyl Acetate	43	3.109	3.112	(0.661)	1137954	200.000	190	
12 Methylene Chloride	84	3.219	3.203	(0.684)	1867437	200.000	190	
13 trans-1,2-Dichloroethene	96	3.468	3.471	(0.737)	2065222	200.000	180	
14 Methyl tert-Butyl Ether	73	3.481	3.483	(0.740)	5260633	200.000	190	
15 1,1-Dichloroethane	63	3.876	3.872	(0.824)	4133344	200.000	190	
16 2-Butanone	43	4.472	4.481	(0.951)	992561	200.000	190	

Compounds	QUANT SIG				RESPONSE	AMOUNTS	
	MASS	RT	EXP RT	REL RT		CAL-AMT ( ug/L)	ON-COL ( ug/L)
=====	----	---	-----	-----	-----	-----	-----
17 cis-1,2-Dichloroethene	96	4.460	4.463	(0.948)	2205493	200.000	210 (A)
* 18 Bromochloromethane	128	4.703	4.700	(1.000)	329396	50.0000	
19 Chloroform	83	4.788	4.791	(1.018)	4366546	200.000	190
20 1,1,1-Trichloroethane	97	4.983	4.986	(0.859)	3596552	200.000	180
21 Cyclohexane	56	5.050	5.053	(0.871)	2860120	200.000	200
22 Carbon Tetrachloride	117	5.166	5.162	(0.891)	3618234	200.000	190
\$ 23 1,2-Dichloroethane-d4	65	5.306	5.302	(1.128)	3634087	200.000	200
25 Benzene	78	5.372	5.375	(0.927)	7335493	200.000	180
24 1,2-Dichloroethane	62	5.385	5.381	(1.145)	4047434	200.000	180
* 26 1,4-Difluorobenzene	114	5.798	5.795	(1.000)	1621061	50.0000	
27 Trichloroethene	130	6.084	6.087	(1.049)	2495967	200.000	190
28 Methylcyclohexane	83	6.309	6.312	(1.088)	2451505	200.000	190
29 1,2-Dichloropropane	63	6.322	6.324	(1.090)	2117796	200.000	180
30 Bromodichloromethane	83	6.644	6.640	(1.146)	3265953	200.000	180
31 cis-1,3-Dichloropropene	75	7.167	7.164	(1.236)	3125492	200.000	210 (A)
32 4-Methyl-2-Pentanone	43	7.356	7.358	(0.791)	1864531	200.000	200
\$ 33 Toluene-d8	98	7.496	7.492	(0.806)	7777107	200.000	200
34 Toluene	91	7.575	7.571	(0.814)	8570287	200.000	180
35 trans-1,3-Dichloropropene	75	7.842	7.839	(1.353)	3339871	200.000	210 (A)
36 1,1,2-Trichloroethane	97	8.061	8.064	(1.390)	2027015	200.000	180
37 Tetrachloroethene	164	8.256	8.259	(0.888)	2113624	200.000	180
38 2-Hexanone	43	8.390	8.393	(0.902)	1379028	200.000	210 (A)
39 Dibromochloromethane	129	8.554	8.551	(1.475)	2752780	200.000	190
40 1,2-Dibromoethane	107	8.688	8.684	(0.934)	2349834	200.000	190
* 42 Chlorobenzene-d5	117	9.302	9.305	(1.000)	1583876	50.0000	
43 Chlorobenzene	112	9.345	9.341	(1.005)	6325235	200.000	180
44 Ethylbenzene	106	9.503	9.500	(1.022)	3386499	200.000	200
45 m,p-Xylene	106	9.661	9.664	(1.039)	7967002	400.000	370
46 o-Xylene	106	10.184	10.187	(1.095)	4004032	200.000	200
47 Styrene	104	10.203	10.205	(1.097)	5238757	200.000	200
48 Bromoform	173	10.422	10.424	(1.797)	1948422	200.000	200
49 Isopropylbenzene	105	10.677	10.680	(1.148)	10220468	200.000	200
\$ 50 Bromofluorobenzene	95	10.860	10.862	(1.167)	3479589	200.000	210 (A)
51 1,1,2,2-Tetrachloroethane	83	11.054	11.051	(1.188)	2556241	200.000	180
M 41 Xylene (Total)	106				11971034	200.000	560
52 1,3-Dichlorobenzene	146	12.204	12.207	(1.312)	5536532	200.000	200
53 1,4-Dichlorobenzene	146	12.308	12.310	(1.323)	5828366	200.000	200
54 1,2-Dichlorobenzene	146	12.740	12.742	(1.369)	5360125	200.000	200
55 1,2-Dibromo-3-chloropropane	75	13.622	13.624	(1.464)	593744	200.000	200
56 1,2,4-Trichlorobenzene	180	14.546	14.549	(1.564)	3556254	200.000	230 (A)

# QC Flag Legend

A - Target compound detected but, quantitated amount exceeded maximum amount.

SB  
6/1/05

7A  
VOLATILE CONTINUING CALIBRATION CHECK

Lab Name: MITKEM CORPORATION Contract: \_\_\_\_\_  
 Lab Code: MITKEM Case No.: \_\_\_\_\_ SAS No.: \_\_\_\_\_ SDG No.: MD0603  
 Instrument ID: V1 Calibration Date: 05/26/05 Time: 1049  
 Lab File ID: V1G7811 Init. Calib. Date(s): 05/23/05 05/23/05  
 EPA Sample No. (VSTD050##): VSTD0501M Init. Calib. Times: 2054 2252  
 Heated Purge: (Y/N) Y  
 GC Column: DB-624 ID: 0.25 (mm)

COMPOUND	RRF	RRF50	MIN RRF	%D	MAX %D
=====	=====	=====	=====	=====	=====
Dichlorodifluoromethane	1.045	1.102		5.5	
Chloromethane	1.945	1.936		-0.5	
Vinyl Chloride	1.715	1.713	0.100	-0.1	25.0
Bromomethane	0.999	1.035	0.100	3.6	25.0
Chloroethane	0.914	0.942		3.1	
Trichlorofluoromethane	1.076	1.132		5.2	
1,1-Dichloroethene	0.986	1.000	0.100	1.4	25.0
1,1,2-Trichloro-1,2,2-trifluoroethane	1.020	1.014		-0.6	
Acetone	0.543	0.740		36.3	
Carbon Disulfide	5.044	4.981		-1.2	
Methyl Acetate	1.424	1.471		3.3	
Methylene Chloride	1.696	1.598		-5.8	
trans-1,2-Dichloroethene	1.417	1.337		-5.6	
Methyl tert-Butyl Ether	3.867	3.797		-1.8	
1,1-Dichloroethane	2.632	2.598	0.200	-1.3	25.0
cis-1,2-Dichloroethene	1.500	1.410		-6.0	
2-Butanone	0.956	1.082		13.2	
Chloroform	2.252	2.177	0.200	-3.3	25.0
1,1,1-Trichloroethane	0.285	0.267	0.100	-6.3	25.0
Cyclohexane	0.488	0.479		-1.8	
Carbon Tetrachloride	0.247	0.239	0.100	-3.2	25.0
Benzene	1.109	1.042	0.500	-6.0	25.0
1,2-Dichloroethane	1.422	1.385	0.100	-2.6	25.0
Trichloroethene	0.281	0.265	0.300	-5.7	25.0
Methylcyclohexane	0.416	0.400		-3.8	

<-

All other compounds must meet a minimum RRF of 0.010.

## VOLATILE CONTINUING CALIBRATION CHECK

Lab Name: MITKEM CORPORATION Contract: \_\_\_\_\_

Lab Code: MITKEM Case No.: \_\_\_\_\_ SAS No.: \_\_\_\_\_ SDG No.: MD0603

Instrument ID: V1 Calibration Date: 05/26/05 Time: 1049

Lab File ID: V1G7811 Init. Calib. Date(s): 05/23/05 05/23/05

EPA Sample No. (VSTD050##): VSTD0501M Init. Calib. Times: 2054 2252

Heated Purge: (Y/N) Y

GC Column: DB-624 ID: 0.25 (mm)

COMPOUND	RRF	RRF50	MIN RRF	%D	MAX %D
=====	=====	=====	=====	=====	=====
1,2-Dichloropropane	0.312	0.293		-6.1	
Bromodichloromethane	0.299	0.276	0.200	-7.7	25.0
cis-1,3-Dichloropropene	0.403	0.374	0.200	-7.2	25.0
4-Methyl-2-Pentanone	0.440	0.430		-2.3	
Toluene	1.203	1.145	0.400	-4.8	25.0
trans-1,3-Dichloropropene	0.338	0.313	0.100	-7.4	25.0
1,1,2-Trichloroethane	0.217	0.197	0.100	-9.2	25.0
Tetrachloroethene	0.239	0.225	0.200	-5.9	25.0
2-Hexanone	0.294	0.320		8.8	
Dibromochloromethane	0.263	0.235	0.100	-10.6	25.0
1,2-Dibromoethane	0.300	0.280		-6.7	
Chlorobenzene	0.823	0.751	0.500	-8.7	25.0
Ethylbenzene	0.408	0.387	0.100	-5.1	25.0
Xylene (Total)	0.496	0.479	0.300	-3.4	25.0
Styrene	0.674	0.619	0.300	-8.2	25.0
Bromoform	0.171	0.156	0.100	-8.8	25.0
Isopropylbenzene	1.182	1.132		-4.2	
1,1,2,2-Tetrachloroethane	0.396	0.370	0.300	-6.6	25.0
1,3-Dichlorobenzene	0.626	0.573	0.600	-8.5	25.0
1,4-Dichlorobenzene	0.641	0.584	0.500	-8.9	25.0
1,2-Dichlorobenzene	0.596	0.544	0.400	-8.7	25.0
1,2-Dibromo-3-chloropropane	0.056	0.052		-7.1	
1,2,4-Trichlorobenzene	0.399	0.352	0.200	-11.8	25.0
=====	=====	=====	=====	=====	=====
Toluene-d8	1.183	1.242		5.0	
Bromofluorobenzene	0.453	0.457	0.200	0.9	25.0
1,2-Dichloroethane-d4	1.389	1.444		4.0	

All other compounds must meet a minimum RRF of 0.010.

7A  
VOLATILE CONTINUING CALIBRATION CHECK

Lab Name: MITKEM CORPORATION Contract: \_\_\_\_\_  
 Lab Code: MITKEM Case No.: \_\_\_\_\_ SAS No.: \_\_\_\_\_ SDG No.: MD0603  
 Instrument ID: V1 Calibration Date: 05/27/05 Time: 1013  
 Lab File ID: V1G7831 Init. Calib. Date(s): 05/23/05 05/23/05  
 EPA Sample No. (VSTD050##): VSTD0501N Init. Calib. Times: 2054 2252  
 Heated Purge: (Y/N) Y  
 GC Column: DB-624 ID: 0.25 (mm)

COMPOUND	RRF	RRF50	MIN RRF	%D	MAX %D
=====	=====	=====	=====	=====	=====
Dichlorodifluoromethane	1.045	1.067		2.1	
Chloromethane	1.945	2.090		7.5	
Vinyl Chloride	1.715	1.845	0.100	7.6	25.0
Bromomethane	0.999	1.104	0.100	10.5	25.0
Chloroethane	0.914	1.024		12.0	
Trichlorofluoromethane	1.076	1.155		7.3	
1,1-Dichloroethene	0.986	0.989	0.100	0.3	25.0
1,1,2-Trichloro-1,2,2-trifluoroethane	1.020	1.038		1.8	
Acetone	0.543	0.713		31.3	
Carbon Disulfide	5.044	5.129		1.7	
Methyl Acetate	1.424	1.345		-5.5	
Methylene Chloride	1.696	1.680		-0.9	
trans-1,2-Dichloroethene	1.417	1.443		1.8	
Methyl tert-Butyl Ether	3.867	3.942		1.9	
1,1-Dichloroethane	2.632	2.786	0.200	5.9	25.0
cis-1,2-Dichloroethene	1.500	1.533		2.2	
2-Butanone	0.956	1.053		10.1	
Chloroform	2.252	2.238	0.200	-0.6	25.0
1,1,1-Trichloroethane	0.285	0.288	0.100	1.1	25.0
Cyclohexane	0.488	0.510		4.5	
Carbon Tetrachloride	0.247	0.255	0.100	3.2	25.0
Benzene	1.109	1.140	0.500	2.8	25.0
1,2-Dichloroethane	1.422	1.403	0.100	-1.3	25.0
Trichloroethene	0.281	0.274	0.300	-2.5	25.0
Methylcyclohexane	0.416	0.413		-0.7	

<-

All other compounds must meet a minimum RRF of 0.010.

## VOLATILE CONTINUING CALIBRATION CHECK

Lab Name: MITKEM CORPORATION Contract: \_\_\_\_\_

Lab Code: MITKEM Case No.: \_\_\_\_\_ SAS No.: \_\_\_\_\_ SDG No.: MD0603

Instrument ID: V1 Calibration Date: 05/27/05 Time: 1013

Lab File ID: V1G7831 Init. Calib. Date(s): 05/23/05 05/23/05

EPA Sample No. (VSTD050##): VSTD0501N Init. Calib. Times: 2054 2252

Heated Purge: (Y/N) Y

GC Column: DB-624 ID: 0.25 (mm)

COMPOUND	RRF	RRF50	MIN RRF	%D	MAX %D
=====	=====	=====	=====	=====	=====
1,2-Dichloropropane	0.312	0.320		2.6	
Bromodichloromethane	0.299	0.307	0.200	2.7	25.0
cis-1,3-Dichloropropene	0.403	0.403	0.200	0.0	25.0
4-Methyl-2-Pentanone	0.440	0.395		-10.2	
Toluene	1.203	1.251	0.400	4.0	25.0
trans-1,3-Dichloropropene	0.338	0.331	0.100	-2.1	25.0
1,1,2-Trichloroethane	0.217	0.207	0.100	-4.6	25.0
Tetrachloroethene	0.239	0.246	0.200	2.9	25.0
2-Hexanone	0.294	0.311		5.8	
Dibromochloromethane	0.263	0.243	0.100	-7.6	25.0
1,2-Dibromoethane	0.300	0.291		-3.0	
Chlorobenzene	0.823	0.847	0.500	2.9	25.0
Ethylbenzene	0.408	0.413	0.100	1.2	25.0
Xylene (Total)	0.496	0.502	0.300	1.2	25.0
Styrene	0.674	0.673	0.300	-0.1	25.0
Bromoform	0.171	0.152	0.100	-11.1	25.0
Isopropylbenzene	1.182	1.225		3.6	
1,1,2,2-Tetrachloroethane	0.396	0.380	0.300	-4.0	25.0
1,3-Dichlorobenzene	0.626	0.605	0.600	-3.4	25.0
1,4-Dichlorobenzene	0.641	0.595	0.500	-7.2	25.0
1,2-Dichlorobenzene	0.596	0.573	0.400	-3.9	25.0
1,2-Dibromo-3-chloropropane	0.056	0.048		-14.3	
1,2,4-Trichlorobenzene	0.399	0.358	0.200	-10.3	25.0
=====	=====	=====	=====	=====	=====
Toluene-d8	1.183	1.182		-0.1	
Bromofluorobenzene	0.453	0.440	0.200	-2.9	25.0
1,2-Dichloroethane-d4	1.389	1.316		-5.3	

All other compounds must meet a minimum RRF of 0.010.

7A  
VOLATILE CONTINUING CALIBRATION CHECK

Lab Name: MITKEM CORPORATION Contract: \_\_\_\_\_

Lab Code: MITKEM Case No.: \_\_\_\_\_ SAS No.: \_\_\_\_\_ SDG No.: MD0603

Instrument ID: V6 Calibration Date: 06/02/05 Time: 0937

Lab File ID: V6D6391 Init. Calib. Date(s): 06/01/05 06/01/05

EPA Sample No. (VSTD050##): VSTD0506T Init. Calib. Times: 1012 1202

Heated Purge: (Y/N) N

GC Column: DB-624 ID: 0.25 (mm)

COMPOUND	RRF	RRF50	MIN RRF	%D	MAX %D
=====	=====	=====	=====	=====	=====
Dichlorodifluoromethane	1.984	1.573		-20.7	
Chloromethane	1.741	1.443		-17.1	
Vinyl Chloride	1.714	1.336	0.100	-22.1	25.0
Bromomethane	1.124	0.907	0.100	-19.3	25.0
Chloroethane	0.846	0.715		-15.5	
Trichlorofluoromethane	2.225	1.795		-19.3	
1,1-Dichloroethene	1.370	1.161	0.100	-15.3	25.0
1,1,2-Trichloro-1,2,2-trifluoroethane	1.217	1.009		-17.1	
Acetone	0.620	0.411		-33.7	
Carbon Disulfide	4.298	3.301		-23.2	
Methyl Acetate	0.895	0.813		-9.2	
Methylene Chloride	1.510	1.230		-18.5	
trans-1,2-Dichloroethene	1.730	1.425		-17.6	
Methyl tert-Butyl Ether	4.224	3.771		-10.7	
1,1-Dichloroethane	3.336	2.817	0.200	-15.6	25.0
cis-1,2-Dichloroethene	1.626	1.412		-13.2	
2-Butanone	0.793	0.624		-21.3	
Chloroform	3.555	3.101	0.200	-12.8	25.0
1,1,1-Trichloroethane	0.608	0.473	0.100	-22.2	25.0
Cyclohexane	0.432	0.347		-19.7	
Carbon Tetrachloride	0.599	0.469	0.100	-21.7	25.0
Benzene	1.257	1.115	0.500	-11.3	25.0
1,2-Dichloroethane	3.323	2.971	0.100	-10.6	25.0
Trichloroethene	0.411	0.363	0.300	-11.7	25.0
Methylcyclohexane	0.392	0.331		-15.6	

All other compounds must meet a minimum RRF of 0.010.



## VOLATILE CONTINUING CALIBRATION CHECK

Lab Name: MITKEM CORPORATION Contract: \_\_\_\_\_

Lab Code: MITKEM Case No.: \_\_\_\_\_ SAS No.: \_\_\_\_\_ SDG No.: MD0603

Instrument ID: V6 Calibration Date: 06/02/05 Time: 0937

Lab File ID: V6D6391 Init. Calib. Date(s): 06/01/05 06/01/05

EPA Sample No. (VSTD050##): VSTD0506T Init. Calib. Times: 1012 1202

Heated Purge: (Y/N) N

GC Column: DB-624 ID: 0.25 (mm)

COMPOUND	RRF	RRF50	MIN RRF	%D	MAX %D
=====	=====	=====	=====	=====	=====
1,2-Dichloropropane	0.361	0.335		-7.2	
Bromodichloromethane	0.549	0.484	0.200	-11.8	25.0
cis-1,3-Dichloropropene	0.450	0.401	0.200	-10.9	25.0
4-Methyl-2-Pentanone	0.299	0.288		-3.7	
Toluene	1.474	1.328	0.400	-9.9	25.0
trans-1,3-Dichloropropene	0.499	0.438	0.100	-12.2	25.0
1,1,2-Trichloroethane	0.345	0.328	0.100	-4.9	25.0
Tetrachloroethene	0.362	0.300	0.200	-17.1	25.0
2-Hexanone	0.206	0.179		-13.1	
Dibromochloromethane	0.449	0.415	0.100	-7.6	25.0
1,2-Dibromoethane	0.386	0.349		-9.6	
Chlorobenzene	1.088	0.971	0.500	-10.8	25.0
Ethylbenzene	0.546	0.477	0.100	-12.6	25.0
Xylene (Total)	0.634	0.594	0.300	-6.3	25.0
Styrene	0.835	0.786	0.300	-5.9	25.0
Bromoform	0.303	0.287	0.100	-5.3	25.0
Isopropylbenzene	1.637	1.470		-10.2	
1,1,2,2-Tetrachloroethane	0.439	0.376	0.300	-14.4	25.0
1,3-Dichlorobenzene	0.870	0.780	0.600	-10.3	25.0
1,4-Dichlorobenzene	0.925	0.860	0.500	-7.0	25.0
1,2-Dichlorobenzene	0.859	0.799	0.400	-7.0	25.0
1,2-Dibromo-3-chloropropane	0.093	0.080		-14.0	
1,2,4-Trichlorobenzene	0.478	0.439	0.200	-8.2	25.0
=====	=====	=====	=====	=====	=====
Toluene-d8	1.251	1.295		3.5	
Bromofluorobenzene	0.528	0.531	0.200	0.6	25.0
1,2-Dichloroethane-d4	2.769	2.773		0.1	

All other compounds must meet a minimum RRF of 0.010.

Data File: \\AVOGADRO\ORGANICS\organic\voa\V1.i\050526.B\167811.D

Date : 26-MAY-2005 10:49

Client ID: VSTD0501H

Sample Info: ,VSTD0501H,VSTD0501H,

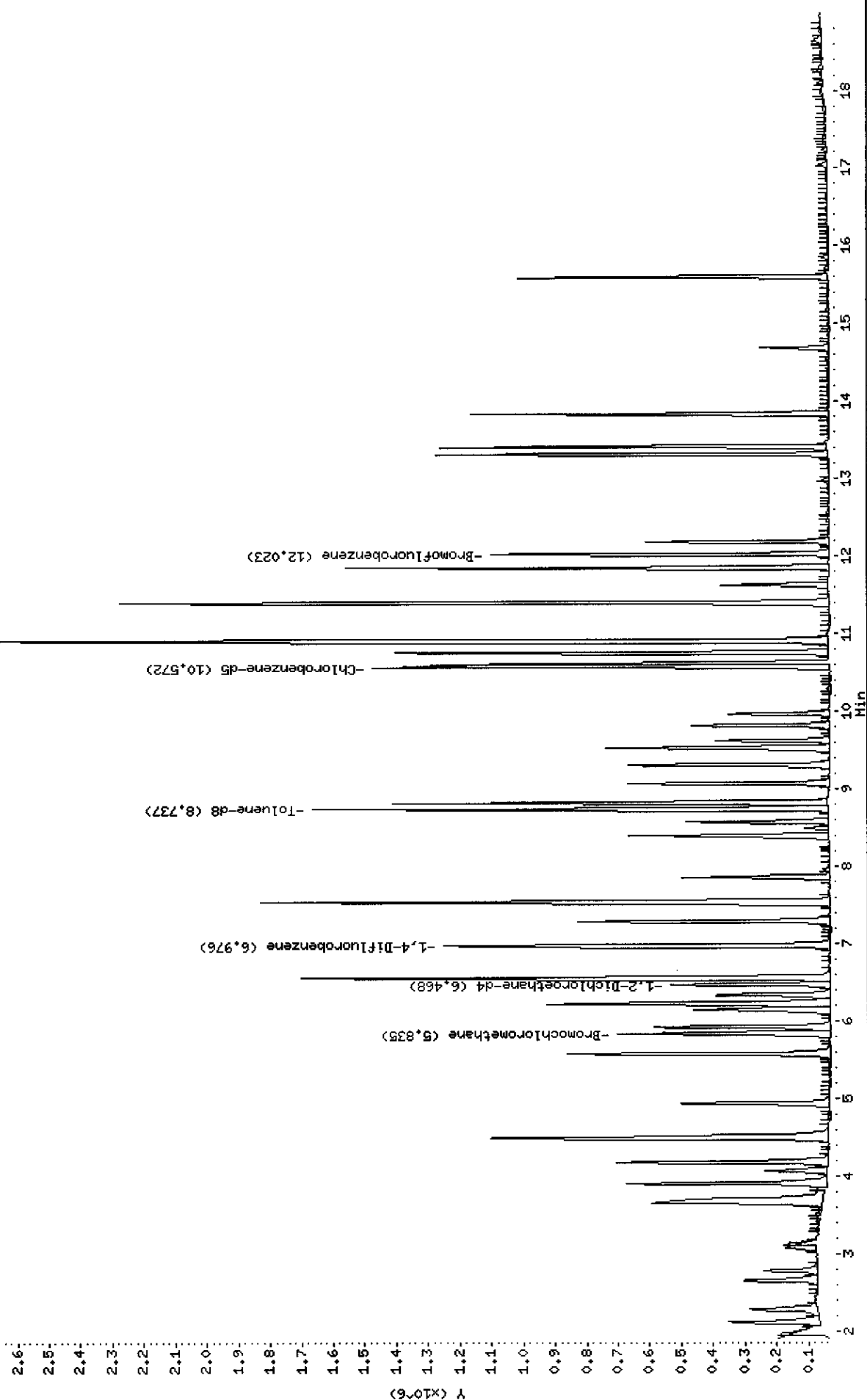
Column phase: DB-624

Instrument: V1.i

Operator: LG/YD

Column diameter: 0.25

\\AVOGADRO\ORGANICS\organic\voa\V1.i\050526.B\167811.D



Data File: \\AVOGADRO\ORGANICS\organic\voa\V1.i\050526.B\V1G7811.D  
 Report Date: 18-Jun-2005 09:44

Mitkem Corporation

CLP OLM 3/4.X / ASP 95-1 Low Soil - Heated Purge  
 Data file : \\AVOGADRO\ORGANICS\organic\voa\V1.i\050526.B\V1G7811.D  
 Lab Smp Id: VSTD0501M Client Smp ID: VSTD0501M  
 Inj Date : 26-MAY-2005 10:49  
 Operator : LG/YD Inst ID: V1.i  
 Smp Info : ,VSTD0501M,VSTD0501M,  
 Misc Info : ,3  
 Comment :  
 Method : \\AVOGADRO\ORGANICS\organic\voa\V1.i\050526.B\v1clp4h.m  
 Meth Date : 18-Jun-2005 09:28 mtl Quant Type: ISTD  
 Cal Date : 26-MAY-2005 10:49 Cal File: V1G7811.D  
 Als bottle: 1 Continuing Calibration Sample  
 Dil Factor: 1.00000  
 Integrator: HP RTE Compound Sublist: CLP4.sub  
 Target Version: 4.03  
 Processing Host: TARGET5

Concentration Formula:  $\text{Amt} * \text{DF} * \text{Uf} * 5 / (\text{Ws} * (100 - \text{M}) / 100)$

Name	Value	Description
DF	1.000	Dilution Factor
Uf	1.000	ng unit correction factor
Ws	5.000	Weight of sample (g)
M	0.000	% Moisture (not decanted)

Compounds	QUANT SIG	RT	EXP RT	REL RT	RESPONSE	AMOUNTS	
						CAL-AMT ( ug/L)	ON-COL ( ug/L)
1 Dichlorodifluoromethane	85	1.954	1.954	(0.335)	274675	50.0000	53
2 Chloromethane	50	2.115	2.115	(0.362)	482324	50.0000	50
3 Vinyl Chloride	62	2.276	2.276	(0.390)	426946	50.0000	50
4 Bromomethane	94	2.648	2.648	(0.454)	257897	50.0000	52
5 Chloroethane	64	2.772	2.772	(0.475)	234727	50.0000	52
6 Trichlorofluoromethane	101	3.070	3.070	(0.526)	281960	50.0000	53
7 1,1-Dichloroethene	96	3.653	3.653	(0.626)	249266	50.0000	51
8 1,1,2-Trichloro-1,2,2-trifluo	101	3.690	3.690	(0.632)	252657	50.0000	50
9 Acetone	43	3.690	3.690	(0.632)	184462	50.0000	68
10 Carbon Disulfide	76	3.901	3.901	(0.668)	1241051	50.0000	49
11 Methyl Acetate	43	4.062	4.062	(0.696)	366639	50.0000	52
12 Methylene Chloride	84	4.173	4.173	(0.715)	398213	50.0000	47
13 trans-1,2-Dichloroethene	96	4.484	4.484	(0.768)	333154	50.0000	47
14 Methyl tert-Butyl Ether	73	4.508	4.508	(0.773)	946190	50.0000	49
15 1,1-Dichloroethane	63	4.942	4.942	(0.847)	647428	50.0000	49

Compounds	QUANT SIG					AMOUNTS	
	MASS	RT	EXP RT	REL RT	RESPONSE	CAL-AMT ( ug/L)	ON-COL ( ug/L)
-----	----	==	-----	-----	-----	-----	-----
16 2-Butanone	43	5.575	5.575	(0.955)	269570	50.0000	57
17 cis-1,2-Dichloroethene	96	5.575	5.575	(0.955)	351407	50.0000	47
* 18 Bromochloromethane	128	5.835	5.835	(1.000)	249168	50.0000	
19 Chloroform	83	5.922	5.922	(1.015)	542372	50.0000	48
20 1,1,1-Trichloroethane	97	6.145	6.145	(0.881)	354231	50.0000	47
21 Cyclohexane	56	6.220	6.220	(0.892)	635164	50.0000	49
22 Carbon Tetrachloride	117	6.331	6.331	(0.908)	316550	50.0000	48
\$ 23 1,2-Dichloroethane-d4	65	6.468	6.468	(1.108)	359789	50.0000	52
24 1,2-Dichloroethane	62	6.554	6.554	(1.123)	345146	50.0000	49
25 Benzene	78	6.554	6.554	(0.940)	1382315	50.0000	47
* 26 1,4-Difluorobenzene	114	6.976	6.976	(1.000)	1326262	50.0000	
27 Trichloroethene	130	7.286	7.286	(1.044)	352106	50.0000	47
28 Methylcyclohexane	83	7.534	7.534	(1.080)	530113	50.0000	48
29 1,2-Dichloropropane	63	7.534	7.534	(1.080)	388268	50.0000	47
30 Bromodichloromethane	83	7.856	7.856	(1.126)	365904	50.0000	46
31 cis-1,3-Dichloropropene	75	8.390	8.390	(1.203)	495729	50.0000	46
32 4-Methyl-2-Pentanone	43	8.576	8.576	(0.811)	458210	50.0000	49
\$ 33 Toluene-d8	98	8.737	8.737	(0.826)	1321922	50.0000	52
34 Toluene	91	8.824	8.824	(0.835)	1218742	50.0000	48
35 trans-1,3-Dichloropropene	75	9.072	9.072	(1.300)	415245	50.0000	46
36 1,1,2-Trichloroethane	97	9.307	9.307	(1.334)	260893	50.0000	45
37 Tetrachloroethene	164	9.531	9.531	(0.901)	239711	50.0000	47
38 2-Hexanone	43	9.617	9.617	(0.910)	340413	50.0000	54
39 Dibromochloromethane	129	9.816	9.816	(1.407)	311489	50.0000	45
40 1,2-Dibromoethane	107	9.965	9.965	(0.943)	298518	50.0000	47
* 42 Chlorobenzene-d5	117	10.572	10.572	(1.000)	1064408	50.0000	
43 Chlorobenzene	112	10.610	10.610	(1.004)	799901	50.0000	46
44 Ethylbenzene	106	10.758	10.758	(1.018)	411397	50.0000	47
45 m,p-Xylene	106	10.907	10.907	(1.032)	1050395	100.000	97
46 o-Xylene	106	11.391	11.391	(1.077)	510170	50.0000	48
47 Styrene	104	11.403	11.403	(1.079)	659015	50.0000	46
48 Bromoform	173	11.626	11.626	(1.667)	207434	50.0000	46
49 Isopropylbenzene	105	11.850	11.850	(1.121)	1205439	50.0000	48
\$ 50 Bromofluorobenzene	95	12.023	12.023	(1.137)	485935	50.0000	50
51 1,1,2,2-Tetrachloroethane	83	12.184	12.184	(1.152)	394217	50.0000	47
M 41 Xylene (Total)	106				1560565	50.0000	150
52 1,3-Dichlorobenzene	146	13.313	13.313	(1.259)	609742	50.0000	46
53 1,4-Dichlorobenzene	146	13.412	13.412	(1.269)	621160	50.0000	46
54 1,2-Dichlorobenzene	146	13.834	13.834	(1.308)	579298	50.0000	46
55 1,2-Dibromo-3-chloropropane	75	14.689	14.689	(1.389)	55615	50.0000	46
56 1,2,4-Trichlorobenzene	180	15.595	15.595	(1.475)	375145	50.0000	44

AW  
6/18/05

Data File: \\AVOGADRO\ORGANICS\organic\voa\vl.i\050527.B\VL07831.D

Date : 27-MAY-2005 10:13

Client ID: VSTD0501N

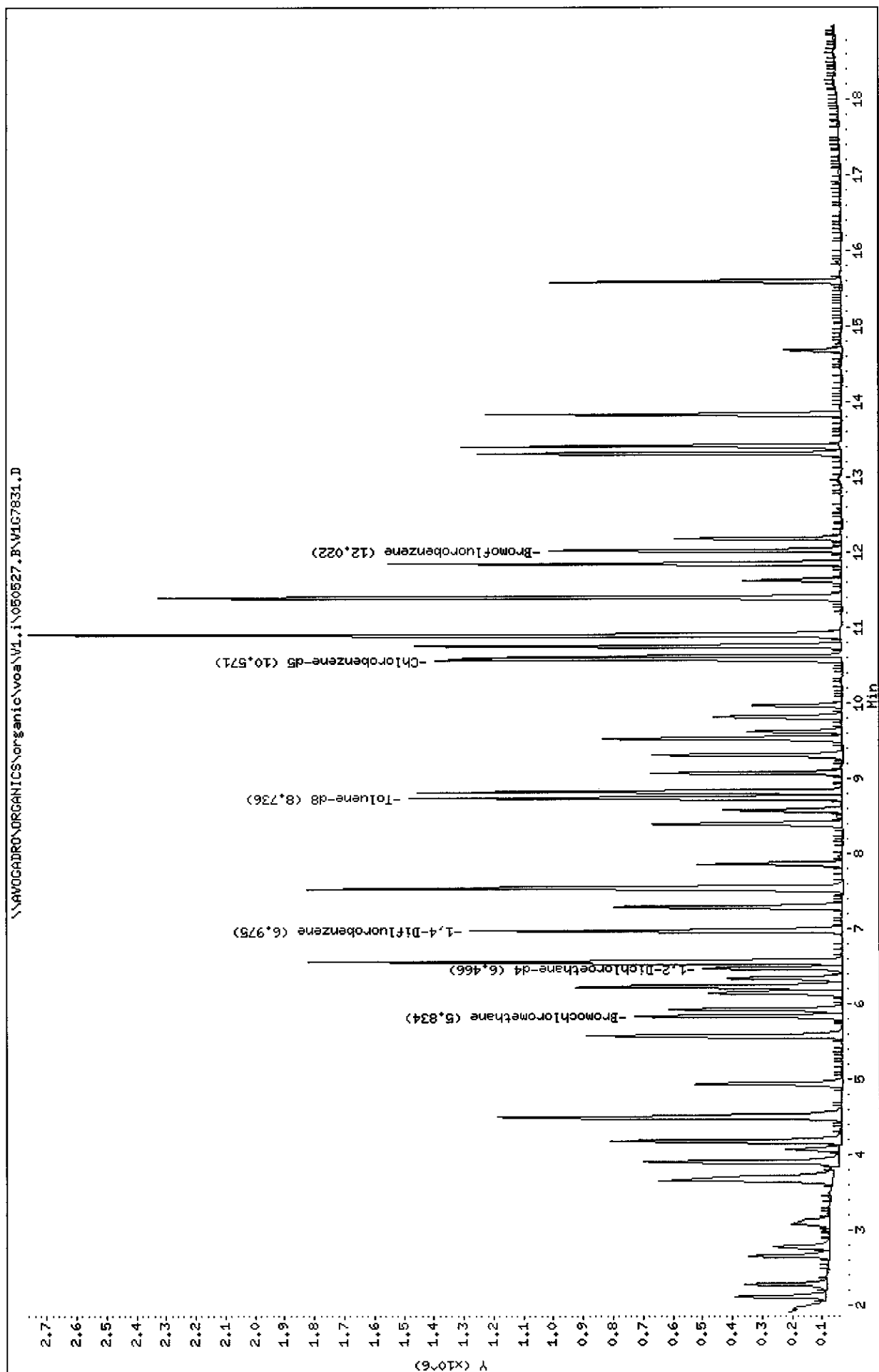
Sample Info: ,VSTD0501N,VSTD0501N,

Instrument: V1.i

Operator: LG/YD

Column diameter: 0.25

Column phase: DB-624



Data File: \\AVOGADRO\ORGANICS\organic\voa\V1.i\050527.B\V1G7831.D  
 Report Date: 18-Jun-2005 09:26

Mitkem Corporation

CLP OLM 3/4.X / ASP 95-1 Low Soil - Heated Purge  
 Data file : \\AVOGADRO\ORGANICS\organic\voa\V1.i\050527.B\V1G7831.D  
 Lab Smp Id: VSTD0501N Client Smp ID: VSTD0501N  
 Inj Date : 27-MAY-2005 10:13  
 Operator : LG/YD Inst ID: V1.i  
 Smp Info : ,VSTD0501N,VSTD0501N,  
 Misc Info : ,3  
 Comment :  
 Method : \\AVOGADRO\ORGANICS\organic\voa\V1.i\050527.B\v1clp4h.m  
 Meth Date : 18-Jun-2005 09:19 mtl Quant Type: ISTD  
 Cal Date : 27-MAY-2005 10:13 Cal File: V1G7831.D  
 Als bottle: 1 Continuing Calibration Sample  
 Dil Factor: 1.00000  
 Integrator: HP RTE Compound Sublist: CLP4.sub  
 Target Version: 4.03  
 Processing Host: TARGET5

Concentration Formula:  $\text{Amt} * \text{DF} * \text{Uf} * 5 / (\text{Ws} * (100 - \text{M}) / 100)$

Name	Value	Description
DF	1.000	Dilution Factor
Uf	1.000	ng unit correction factor
Ws	5.000	Weight of sample (g)
M	0.000	% Moisture (not decanted)

Compounds	QUANT SIG	RT	EXP RT	REL RT	RESPONSE	AMOUNTS	
						CAL-AMT ( ug/L)	ON-COL ( ug/L)
1 Dichlorodifluoromethane	85	1.952	1.952	(0.335)	264061	50.0000	51
2 Chloromethane	50	2.101	2.101	(0.360)	517333	50.0000	54
3 Vinyl Chloride	62	2.263	2.263	(0.388)	456712	50.0000	54
4 Bromomethane	94	2.647	2.647	(0.454)	273343	50.0000	55
5 Chloroethane	64	2.771	2.771	(0.475)	253605	50.0000	56
6 Trichlorofluoromethane	101	3.069	3.069	(0.526)	285953	50.0000	54
7 1,1-Dichloroethene	96	3.651	3.651	(0.626)	244824	50.0000	50
8 1,1,2-Trichloro-1,2,2-trifluo	101	3.689	3.689	(0.632)	256988	50.0000	51
9 Acetone	43	3.689	3.689	(0.632)	176625	50.0000	66
10 Carbon Disulfide	76	3.900	3.900	(0.668)	1269784	50.0000	51
11 Methyl Acetate	43	4.061	4.061	(0.696)	333032	50.0000	47
12 Methylene Chloride	84	4.172	4.172	(0.715)	416067	50.0000	50
13 trans-1,2-Dichloroethene	96	4.482	4.482	(0.768)	357252	50.0000	51
14 Methyl tert-Butyl Ether	73	4.495	4.495	(0.770)	975915	50.0000	51
15 1,1-Dichloroethane	63	4.929	4.929	(0.845)	689732	50.0000	53

Compounds	QUANT SIG					AMOUNTS	
	MASS	RT	EXP RT	REL RT	RESPONSE	CAL-AMT ( ug/L)	ON-COL ( ug/L)
=====	=====	==	=====	=====	=====	=====	=====
16 2-Butanone	43	5.574	5.574	(0.955)	260709	50.0000	55
17 cis-1,2-Dichloroethene	96	5.574	5.574	(0.955)	379561	50.0000	51
* 18 Bromochloromethane	128	5.834	5.834	(1.000)	247586	50.0000	
19 Chloroform	83	5.921	5.921	(1.015)	554179	50.0000	50
20 1,1,1-Trichloroethane	97	6.144	6.144	(0.881)	365086	50.0000	50
21 Cyclohexane	56	6.218	6.218	(0.892)	647346	50.0000	52
22 Carbon Tetrachloride	117	6.342	6.342	(0.909)	323998	50.0000	52
\$ 23 1,2-Dichloroethane-d4	65	6.466	6.466	(1.108)	325874	50.0000	47
24 1,2-Dichloroethane	62	6.553	6.553	(1.123)	347472	50.0000	49
25 Benzene	78	6.553	6.553	(0.940)	1446595	50.0000	51
* 26 1,4-Difluorobenzene	114	6.975	6.975	(1.000)	1269418	50.0000	
27 Trichloroethene	130	7.285	7.285	(1.044)	348396	50.0000	49
28 Methylcyclohexane	83	7.533	7.533	(1.080)	523697	50.0000	50
29 1,2-Dichloropropane	63	7.533	7.533	(1.080)	406398	50.0000	51
30 Bromodichloromethane	83	7.855	7.855	(1.126)	389802	50.0000	51
31 cis-1,3-Dichloropropene	75	8.401	8.401	(1.204)	512064	50.0000	50
32 4-Methyl-2-Pentanone	43	8.575	8.575	(0.811)	398175	50.0000	45
\$ 33 Toluene-d8	98	8.736	8.736	(0.826)	1190419	50.0000	50
34 Toluene	91	8.823	8.823	(0.835)	1259622	50.0000	52
35 trans-1,3-Dichloropropene	75	9.071	9.071	(1.300)	420215	50.0000	49
36 1,1,2-Trichloroethane	97	9.306	9.306	(1.334)	262578	50.0000	48
37 Tetrachloroethene	164	9.530	9.530	(0.901)	247819	50.0000	51
38 2-Hexanone	43	9.616	9.616	(0.910)	313370	50.0000	53
39 Dibromochloromethane	129	9.815	9.815	(1.407)	308646	50.0000	46
40 1,2-Dibromoethane	107	9.963	9.963	(0.943)	292596	50.0000	48
* 42 Chlorobenzene-d5	117	10.571	10.571	(1.000)	1007154	50.0000	
43 Chlorobenzene	112	10.608	10.608	(1.004)	852838	50.0000	51
44 Ethylbenzene	106	10.757	10.757	(1.018)	415480	50.0000	51
45 m,p-Xylene	106	10.906	10.906	(1.032)	1053351	100.0000	100
46 o-Xylene	106	11.402	11.402	(1.079)	505949	50.0000	51
47 Styrene	104	11.402	11.402	(1.079)	677333	50.0000	50
48 Bromoform	173	11.625	11.625	(1.667)	193340	50.0000	45
49 Isopropylbenzene	105	11.848	11.848	(1.121)	1233961	50.0000	52
\$ 50 Bromofluorobenzene	95	12.022	12.022	(1.137)	443630	50.0000	49
51 1,1,2,2-Tetrachloroethane	83	12.183	12.183	(1.153)	382613	50.0000	48
M 41 Xylene (Total)	106				1559300	50.0000	160
52 1,3-Dichlorobenzene	146	13.312	13.312	(1.259)	609283	50.0000	48
53 1,4-Dichlorobenzene	146	13.411	13.411	(1.269)	599003	50.0000	46
54 1,2-Dichlorobenzene	146	13.833	13.833	(1.309)	577388	50.0000	48
55 1,2-Dibromo-3-chloropropane	75	14.688	14.688	(1.389)	48724	50.0000	43
56 1,2,4-Trichlorobenzene	180	15.593	15.593	(1.475)	360861	50.0000	45

21  
8/18/05

Data File: \\AVOCADRO\ORGANICS\organic\voa\V6.i\050602.B\V6D6391.D

Date : 02-JUN-2005 09:37

Client ID: VSTD0506T

Sample Info: ,VSTD0506T,VSTD0506T

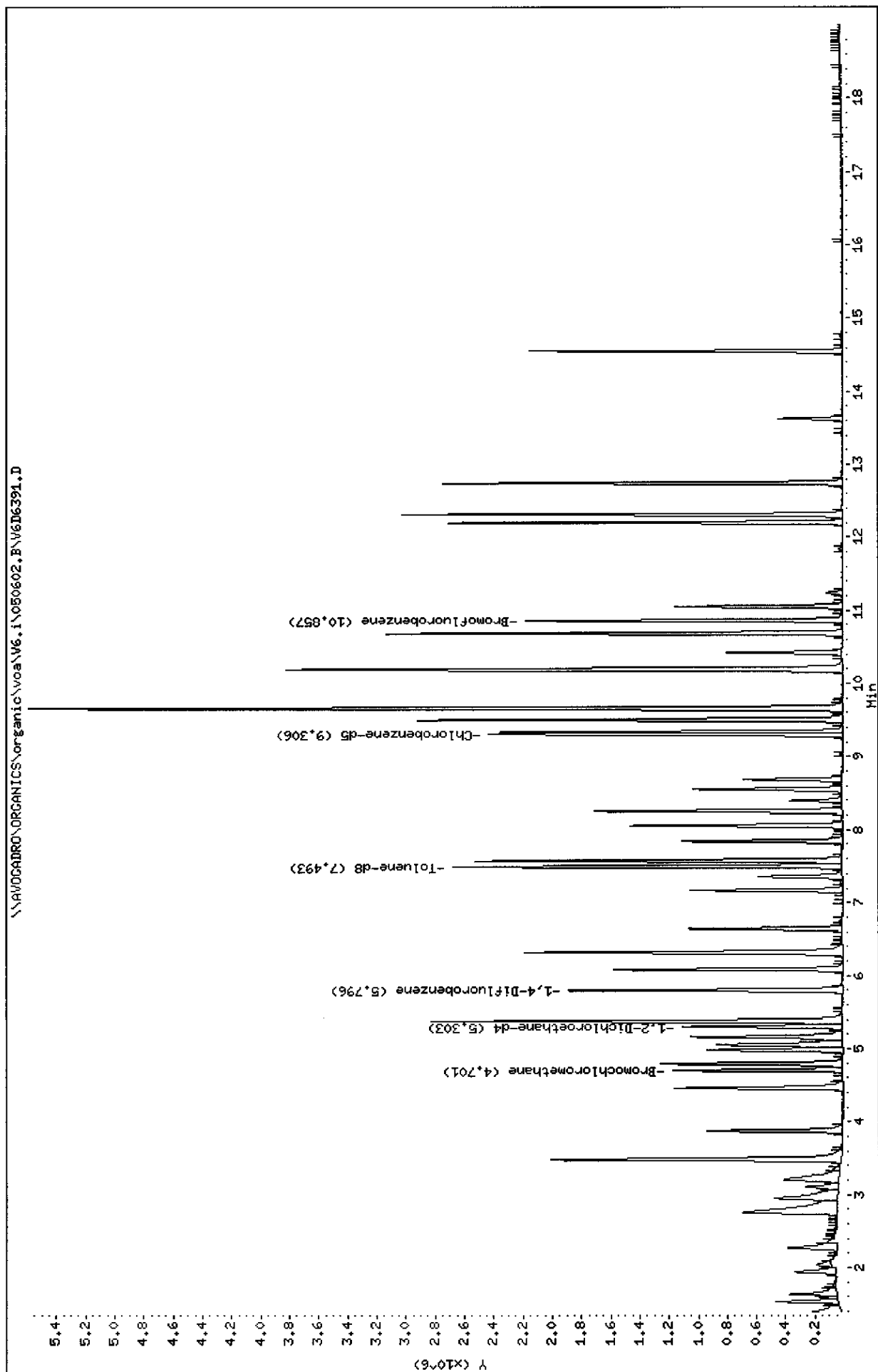
Purge Volume: 5.0

Column phase: DB-624

Instrument: V6.i

Operator: SB SRC: SB

Column diameter: 0.25





Data File: \\AVOGADRO\ORGANICS\organic\voa\V6.i\050602.B\V6D6391.D  
 Report Date: 18-Jun-2005 10:33

Mitkem Corporation

CLP OLM4.X - Water and Medium Soils

Data file : \\AVOGADRO\ORGANICS\organic\voa\V6.i\050602.B\V6D6391.D  
 Lab Smp Id: VSTD0506T Client Smp ID: VSTD0506T  
 Inj Date : 02-JUN-2005 09:37  
 Operator : SB SRC: SB Inst ID: V6.i  
 Smp Info : ,VSTD0506T,VSTD0506T  
 Misc Info : ,2  
 Comment :  
 Method : \\AVOGADRO\ORGANICS\organic\voa\V6.i\050602.B\v6clp4s.m  
 Meth Date : 18-Jun-2005 10:29 mtl Quant Type: ISTD  
 Cal Date : 02-JUN-2005 09:37 Cal File: V6D6391.D  
 Als bottle: 1 Continuing Calibration Sample  
 Dil Factor: 1.00000  
 Integrator: HP RTE Compound Sublist: CLP4.sub  
 Target Version: 4.03  
 Processing Host: TARGET5

Concentration Formula: Amt \* DF \* Uf \* 5/Vo

Name	Value	Description
DF	1.000	Dilution Factor
Uf	1.000	ng unit correction factor
Vo	5.000	Sample Volume purged (mL)

Compounds	QUANT SIG	RT	EXP RT	REL RT	RESPONSE	AMOUNTS	
						CAL-AMT	ON-COL
	MASS					( ug/L)	( ug/L)
1 Dichlorodifluoromethane	85	1.373	1.373	(0.292)	570268	50.0000	40
2 Chloromethane	50	1.531	1.531	(0.326)	523085	50.0000	41
3 Vinyl Chloride	62	1.635	1.635	(0.348)	484313	50.0000	39
4 Bromomethane	94	1.945	1.945	(0.414)	328880	50.0000	40
5 Chloroethane	64	2.036	2.036	(0.434)	259111	50.0000	42
6 Trichlorofluoromethane	101	2.267	2.267	(0.483)	650705	50.0000	40
7 1,1-Dichloroethene	96	2.754	2.754	(0.587)	420809	50.0000	42
9 Acetone	43	2.791	2.791	(0.594)	148992	50.0000	33
8 1,1,2-Trichloro-1,2,2-trifluo	101	2.766	2.766	(0.589)	365655	50.0000	41
10 Carbon Disulfide	76	2.955	2.955	(0.629)	1196402	50.0000	38
11 Methyl Acetate	43	3.107	3.107	(0.662)	294584	50.0000	45
12 Methylene Chloride	84	3.210	3.210	(0.684)	445759	50.0000	41
13 trans-1,2-Dichloroethene	96	3.472	3.472	(0.740)	516415	50.0000	41
14 Methyl tert-Butyl Ether	73	3.484	3.484	(0.742)	1366917	50.0000	45
15 1,1-Dichloroethane	63	3.873	3.873	(0.825)	1021186	50.0000	42
16 2-Butanone	43	4.482	4.482	(0.955)	226064	50.0000	39

Compounds	QUANT SIG						AMOUNTS	
		MASS	RT	EXP RT	REL RT	RESPONSE	CAL-AMT ( ug/L)	ON-COL ( ug/L)
=====	=====	==	=====	=====	=====	=====	=====	=====
17 cis-1,2-Dichloroethene	96		4.457	4.457	(0.949)	511683	50.0000	43
* 18 Bromochloromethane	128		4.695	4.695	(1.000)	362447	50.0000	
19 Chloroform	83		4.786	4.786	(1.019)	1123870	50.0000	44
20 1,1,1-Trichloroethane	97		4.981	4.981	(0.859)	796626	50.0000	39
21 Cyclohexane	56		5.053	5.053	(0.872)	584383	50.0000	40
22 Carbon Tetrachloride	117		5.163	5.163	(0.891)	791017	50.0000	39
\$ 23 1,2-Dichloroethane-d4	65		5.303	5.303	(1.130)	1005048	50.0000	50
25 Benzene	78		5.376	5.376	(0.928)	1880228	50.0000	44
24 1,2-Dichloroethane	62		5.382	5.382	(1.146)	1076944	50.0000	45
* 26 1,4-Difluorobenzene	114		5.796	5.796	(1.000)	1685950	50.0000	
27 Trichloroethene	130		6.088	6.088	(1.050)	611428	50.0000	44
28 Methylcyclohexane	83		6.307	6.307	(1.088)	558683	50.0000	42
29 1,2-Dichloropropane	63		6.325	6.325	(1.091)	564203	50.0000	46
30 Bromodichloromethane	83		6.635	6.635	(1.145)	816706	50.0000	44
31 cis-1,3-Dichloropropene	75		7.171	7.171	(1.237)	676157	50.0000	45
32 4-Methyl-2-Pentanone	43		7.359	7.359	(0.791)	468119	50.0000	48
\$ 33 Toluene-d8	98		7.493	7.493	(0.805)	2103946	50.0000	52
34 Toluene	91		7.572	7.572	(0.814)	2157742	50.0000	45
35 trans-1,3-Dichloropropene	75		7.840	7.840	(1.353)	738487	50.0000	44
36 1,1,2-Trichloroethane	97		8.059	8.059	(1.390)	553496	50.0000	48
37 Tetrachloroethene	164		8.253	8.253	(0.887)	487894	50.0000	41
38 2-Hexanone	43		8.393	8.393	(0.902)	291184	50.0000	44
39 Dibromochloromethane	129		8.552	8.552	(1.475)	699469	50.0000	46
40 1,2-Dibromoethane	107		8.691	8.691	(0.934)	566960	50.0000	45
* 42 Chlorobenzene-d5	117		9.306	9.306	(1.000)	1624290	50.0000	
43 Chlorobenzene	112		9.342	9.342	(1.004)	1577903	50.0000	45
44 Ethylbenzene	106		9.501	9.501	(1.021)	775302	50.0000	44
45 m,p-Xylene	106		9.659	9.659	(1.038)	2038284	100.000	91
46 o-Xylene	106		10.188	10.188	(1.095)	965346	50.0000	47
47 Styrene	104		10.206	10.206	(1.097)	1277167	50.0000	47
48 Bromoform	173		10.419	10.419	(1.798)	483118	50.0000	47
49 Isopropylbenzene	105		10.681	10.681	(1.148)	2387001	50.0000	45
\$ 50 Bromofluorobenzene	95		10.857	10.857	(1.167)	863170	50.0000	50
51 1,1,2,2-Tetrachloroethane	83		11.052	11.052	(1.188)	611265	50.0000	43
M 41 Xylene (Total)	106					3003630	50.0000	140
52 1,3-Dichlorobenzene	146		12.202	12.202	(1.311)	1267079	50.0000	45
53 1,4-Dichlorobenzene	146		12.311	12.311	(1.323)	1396820	50.0000	46
54 1,2-Dichlorobenzene	146		12.743	12.743	(1.369)	1297173	50.0000	46
55 1,2-Dibromo-3-chloropropane	75		13.625	13.625	(1.464)	129227	50.0000	43
56 1,2,4-Trichlorobenzene	180		14.550	14.550	(1.564)	713775	50.0000	46

AN  
6/18/05

Date : 23-MAY-2005 20:25

Client ID: BFB1J

Instrument: V1.i

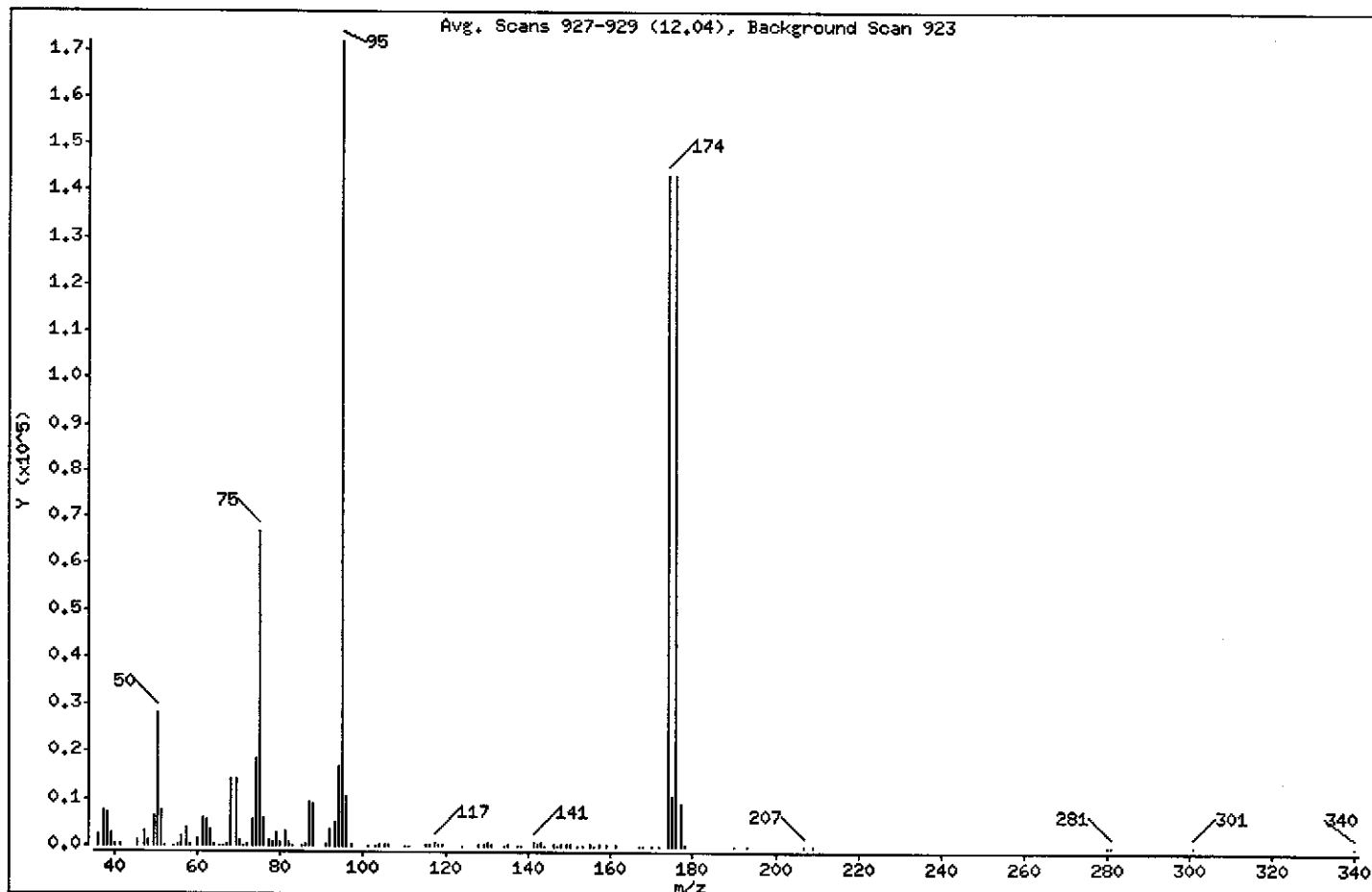
Sample Info: ,BFB1J,BFB1J,

Operator: LG/YD

Column phase: DB-624

Column diameter: 0.25

1 bfb



m/e	ION ABUNDANCE CRITERIA	% RELATIVE ABUNDANCE
95	Base Peak, 100% relative abundance	100.00
50	8.00 - 40.00% of mass 95	16.26
75	30.00 - 66.00% of mass 95	39.05
96	5.00 - 9.00% of mass 95	6.18
173	Less than 2.00% of mass 174	0.00 ( 0.00)
174	50.00 - 120.00% of mass 95	83.31
175	4.00 - 9.00% of mass 174	6.13 ( 7.36)
176	93.00 - 101.00% of mass 174	83.31 (100.00)
177	5.00 - 9.00% of mass 176	5.29 ( 6.35)

Date : 23-MAY-2005 20:25

Client ID: BFB1J

Instrument: V1.i

Sample Info: ,BFB1J,BFB1J,

Operator: LG/YD

Column phase: DB-624

Column diameter: 0.25

Data File: W1G7750.D

Spectrum: Avg. Scans 927-929 (12.04), Background Scan 923

Location of Maximum: 95.00

Number of points: 107

m/z	Y	m/z	Y	m/z	Y	m/z	Y
-----							
36.00	2231	69.00	14095	103.00	132	149.00	273
37.00	7338	70.00	1009	104.00	387	150.00	200
38.00	6987	71.00	155	105.00	308	152.00	36
39.00	2669	72.00	490	106.00	253	153.00	38
40.00	465	73.00	5354	110.00	88	155.00	358
-----							
41.00	206	74.00	18616	111.00	44	156.00	77
45.00	1292	75.00	67112	115.00	248	157.00	228
47.00	3286	76.00	6053	116.00	467	159.00	323
48.00	991	77.00	1148	117.00	628	161.00	248
49.00	6148	78.00	822	118.00	369	167.00	44
-----							
50.00	27936	79.00	2678	119.00	530	168.00	35
51.00	7377	80.00	845	124.00	134	170.00	53
52.00	98	81.00	2986	128.00	416	172.00	179
54.00	52	82.00	625	129.00	262	174.00	143168
55.00	307	83.00	87	130.00	624	175.00	10539
-----							
56.00	1961	85.00	46	131.00	211	176.00	143168
57.00	3899	86.00	376	134.00	33	177.00	9096
58.00	264	87.00	9599	135.00	360	178.00	243
60.00	1386	88.00	9085	137.00	117	190.00	48
61.00	5865	91.00	356	138.00	33	193.00	81
-----							
62.00	5499	92.00	3443	141.00	899	207.00	96
63.00	3511	93.00	5042	142.00	355	209.00	73
64.00	471	94.00	16976	143.00	725	280.00	42
65.00	95	95.00	171840	144.00	43	281.00	97
66.00	159	96.00	10616	146.00	290	301.00	48
-----							
67.00	279	97.00	205	147.00	97	340.00	37
68.00	14179	101.00	42	148.00	297		
-----							

Date : 23-MAY-2005 20:25

Client ID: BFB1J

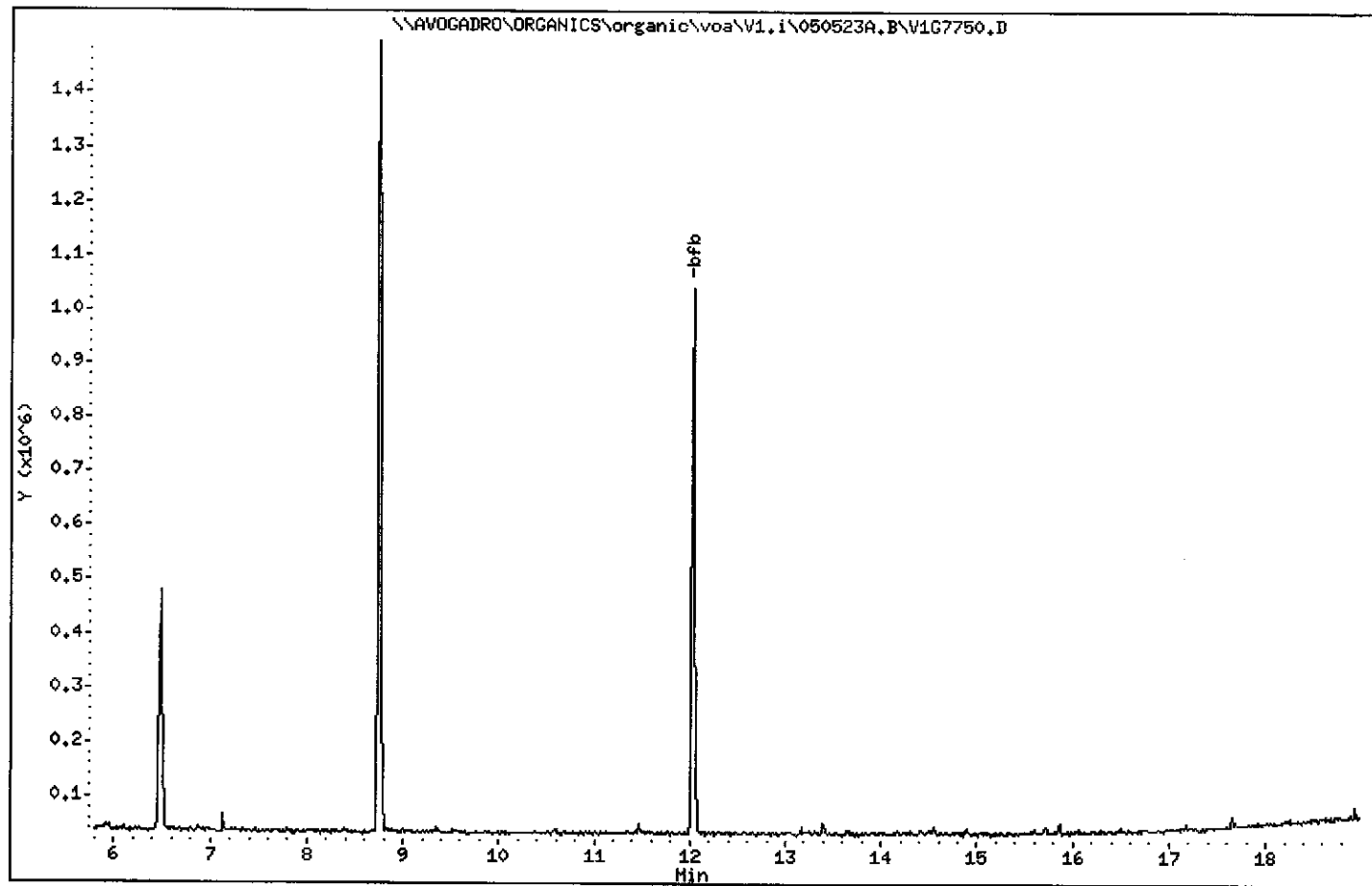
Instrument: V1.i

Sample Info: ,BFB1J,BFB1J,

Operator: LG/YD

Column phase: DB-624

Column diameter: 0.25



Date : 26-MAY-2005 10:22

Client ID: BFB1M

Instrument: V1.i

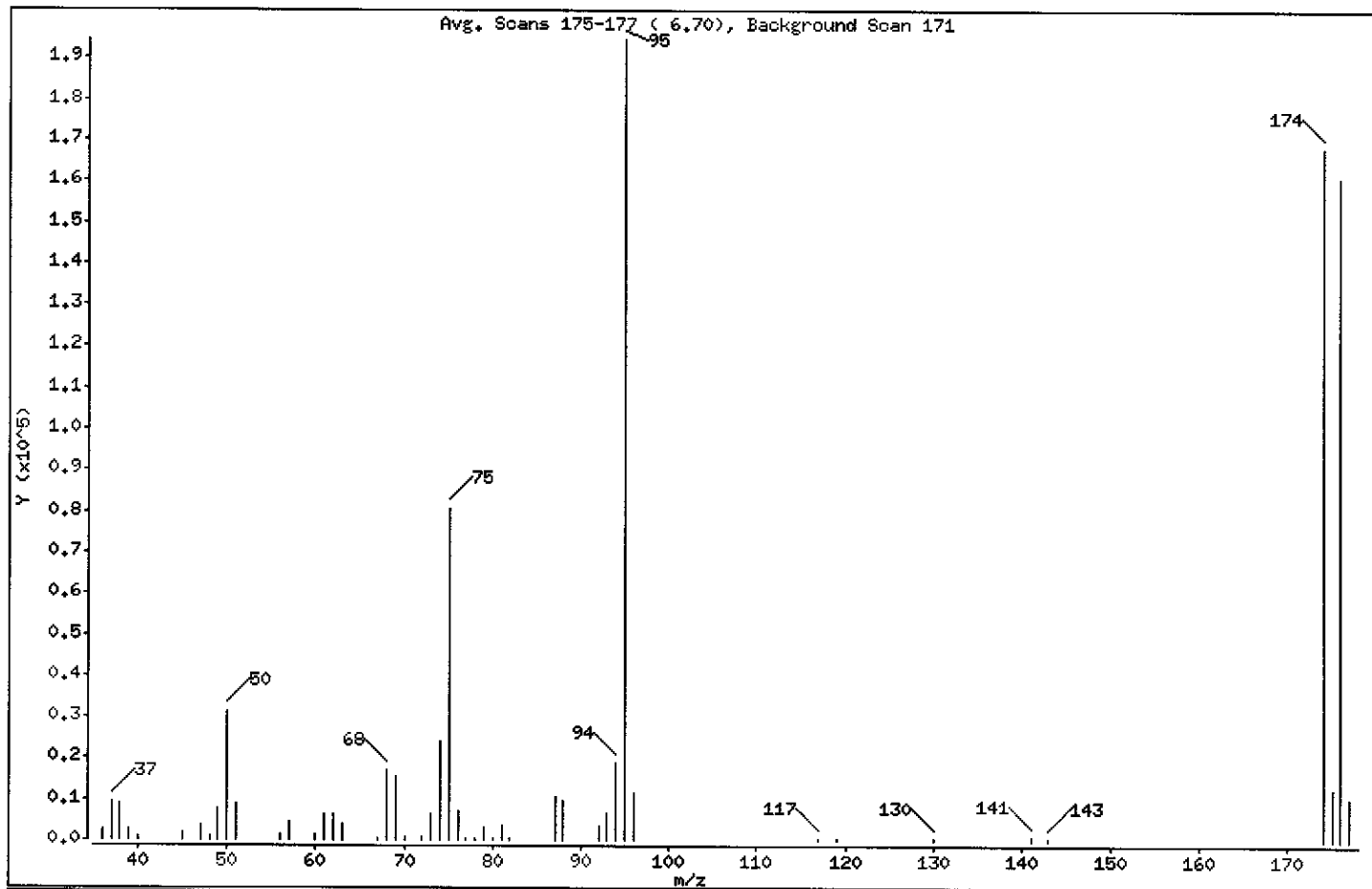
Sample Info: ,BFB1M,BFB1M,

Operator: LG/YD

Column phase: DB-624

Column diameter: 0.25

1 bfb



m/e	ION ABUNDANCE CRITERIA	% RELATIVE ABUNDANCE
95	Base Peak, 100% relative abundance	100.00
50	8.00 - 40.00% of mass 95	16.15
75	30.00 - 66.00% of mass 95	41.51
96	5.00 - 9.00% of mass 95	6.10
173	Less than 2.00% of mass 174	0.00 ( 0.00)
174	50.00 - 120.00% of mass 95	86.45
175	4.00 - 9.00% of mass 174	6.56 ( 7.58)
176	93.00 - 101.00% of mass 174	82.70 ( 95.66)
177	5.00 - 9.00% of mass 176	5.36 ( 6.48)

Date : 26-MAY-2005 10:22

Client ID: BFB1M

Instrument: W1.i

Sample Info: ,BFB1M,BFB1M,

Operator: LG/YD

Column phase: DB-624

Column diameter: 0.25

Data File: W1G7810.D

Spectrum: Avg. Scans 175-177 ( 6.70), Background Scan 171

Location of Maximum: 95.00

Number of points: 48

m/z	Y	m/z	Y	m/z	Y	m/z	Y
36.00	2902	60.00	1167	77.00	496	117.00	376
37.00	9460	61.00	6366	78.00	628	119.00	369
38.00	8927	62.00	6456	79.00	3306	130.00	383
39.00	2830	63.00	4184	80.00	397	141.00	882
40.00	805	67.00	362	81.00	3689	143.00	496
45.00	1702	68.00	17144	82.00	371	174.00	168256
47.00	3472	69.00	15673	87.00	10684	175.00	12759
48.00	1043	70.00	937	88.00	9995	176.00	160960
49.00	7467	72.00	819	92.00	3756	177.00	10431
50.00	31424	73.00	6271	93.00	6589		
51.00	9053	74.00	24128	94.00	18800		
56.00	1392	75.00	80784	95.00	194624		
57.00	4642	76.00	7046	96.00	11864		

Date : 26-MAY-2005 10:22

Client ID: BFB1M

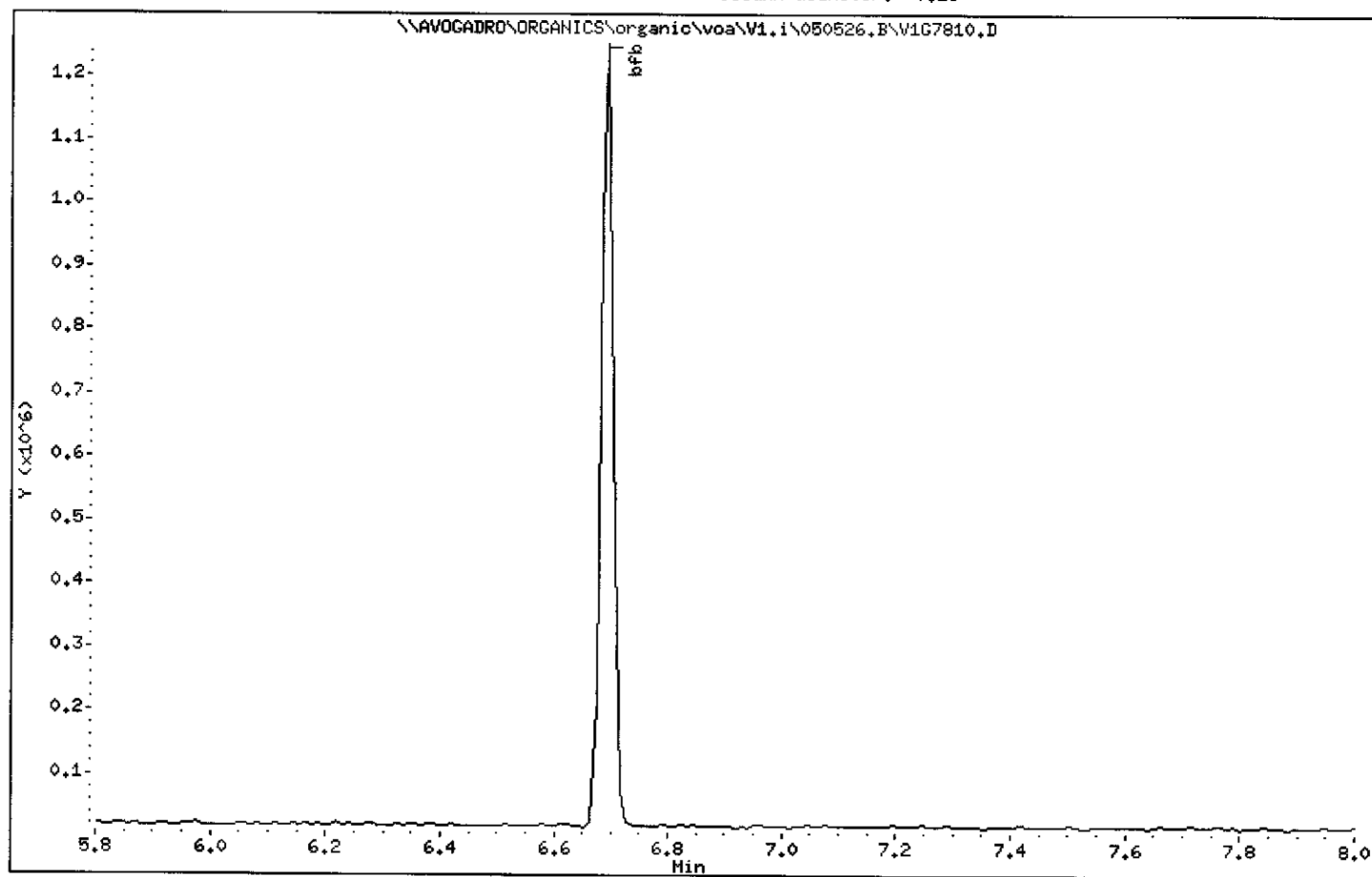
Instrument: V1.i

Sample Info: ,BFB1M,BFB1M,

Operator: LG/YD

Column phase: DB-624

Column diameter: 0.25





Date : 27-MAY-2005 09:49

Client ID: BFB1N

Instrument: V1.i

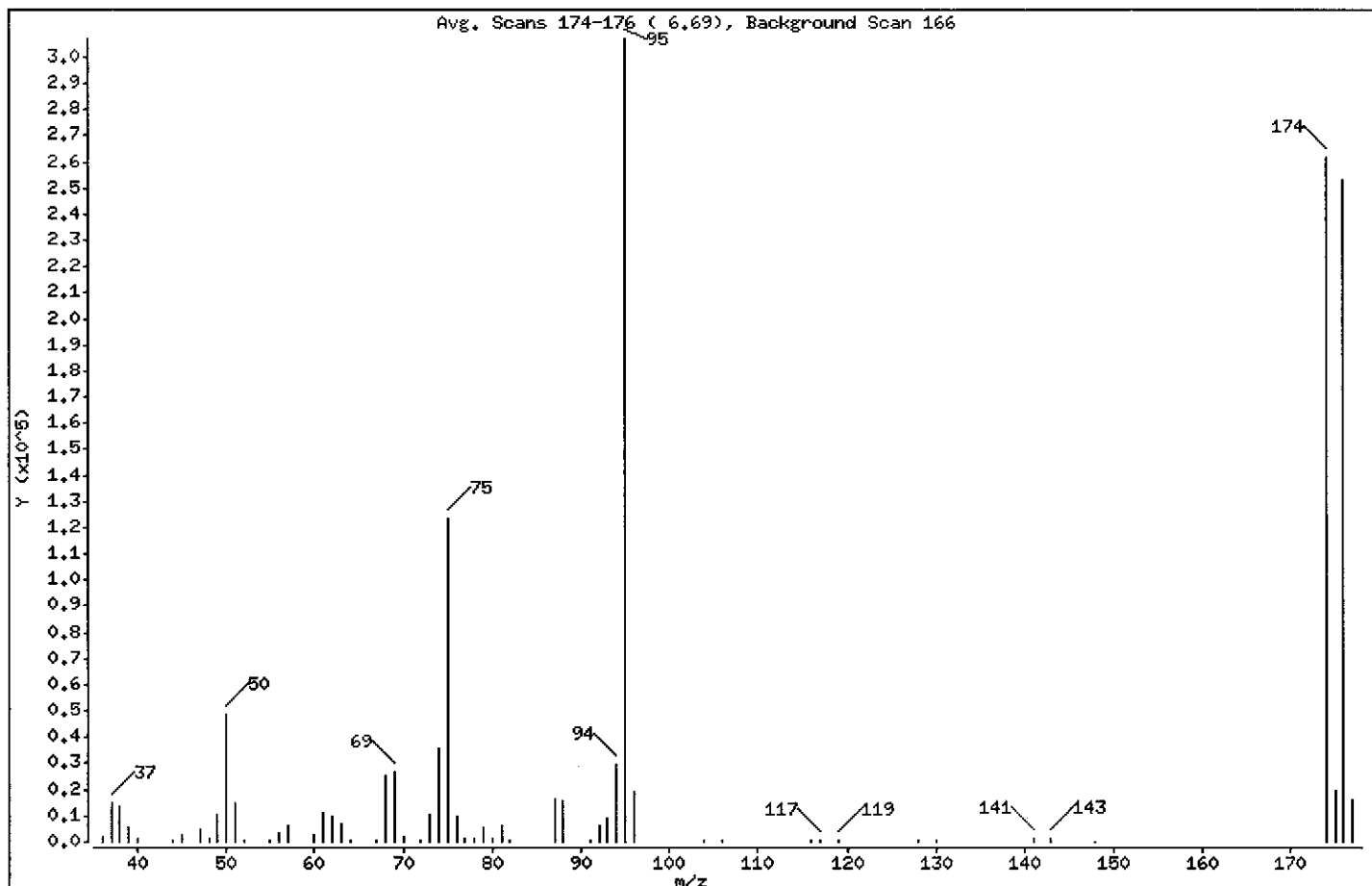
Sample Info: ,BFB1N,BFB1N,

Operator: LG/YD

Column phase: DB-624

Column diameter: 0.25

1 bfb



m/e	ION ABUNDANCE CRITERIA	% RELATIVE ABUNDANCE
95	Base Peak, 100% relative abundance	100.00
50	8.00 - 40.00% of mass 95	15.87
75	30.00 - 66.00% of mass 95	40.18
96	5.00 - 9.00% of mass 95	6.18
173	Less than 2.00% of mass 174	0.00 ( 0.00)
174	50.00 - 120.00% of mass 95	85.35
175	4.00 - 9.00% of mass 174	6.49 ( 7.61)
176	93.00 - 101.00% of mass 174	82.55 ( 96.73)
177	5.00 - 9.00% of mass 176	5.21 ( 6.31)

Date : 27-MAY-2005 09:49

Client ID: BFB1N

Instrument: V1.i

Sample Info: ,BFB1N,BFB1N,

Operator: LG/YD

Column phase: DB-624

Column diameter: 0.25

Data File: V1G7830.D  
Spectrum: Avg. Scans 174-176 ( 6.69), Background Scan 166  
Location of Maximum: 95.00  
Number of points: 58

m/z	Y	m/z	Y	m/z	Y	m/z	Y
36.00	2076	57.00	6326	77.00	1759	106.00	485
37.00	14720	60.00	2752	78.00	1280	116.00	441
38.00	13244	61.00	11157	79.00	5725	117.00	1042
39.00	5468	62.00	9753	80.00	1252	119.00	929
40.00	1501	63.00	7070	81.00	6210	128.00	401
44.00	1048	64.00	371	82.00	775	130.00	383
45.00	2809	67.00	823	87.00	16128	141.00	1484
47.00	5174	68.00	25368	88.00	15738	143.00	1166
48.00	1534	69.00	27040	91.00	390	148.00	336
49.00	10656	70.00	1880	92.00	6511	174.00	262016
50.00	48720	72.00	967	93.00	9319	175.00	19928
51.00	15021	73.00	10526	94.00	29784	176.00	253440
52.00	751	74.00	35648	95.00	307008	177.00	15991
55.00	921	75.00	123368	96.00	18968		
56.00	3565	76.00	10021	104.00	886		

Date : 27-MAY-2005 09:49

Client ID: BFB1N

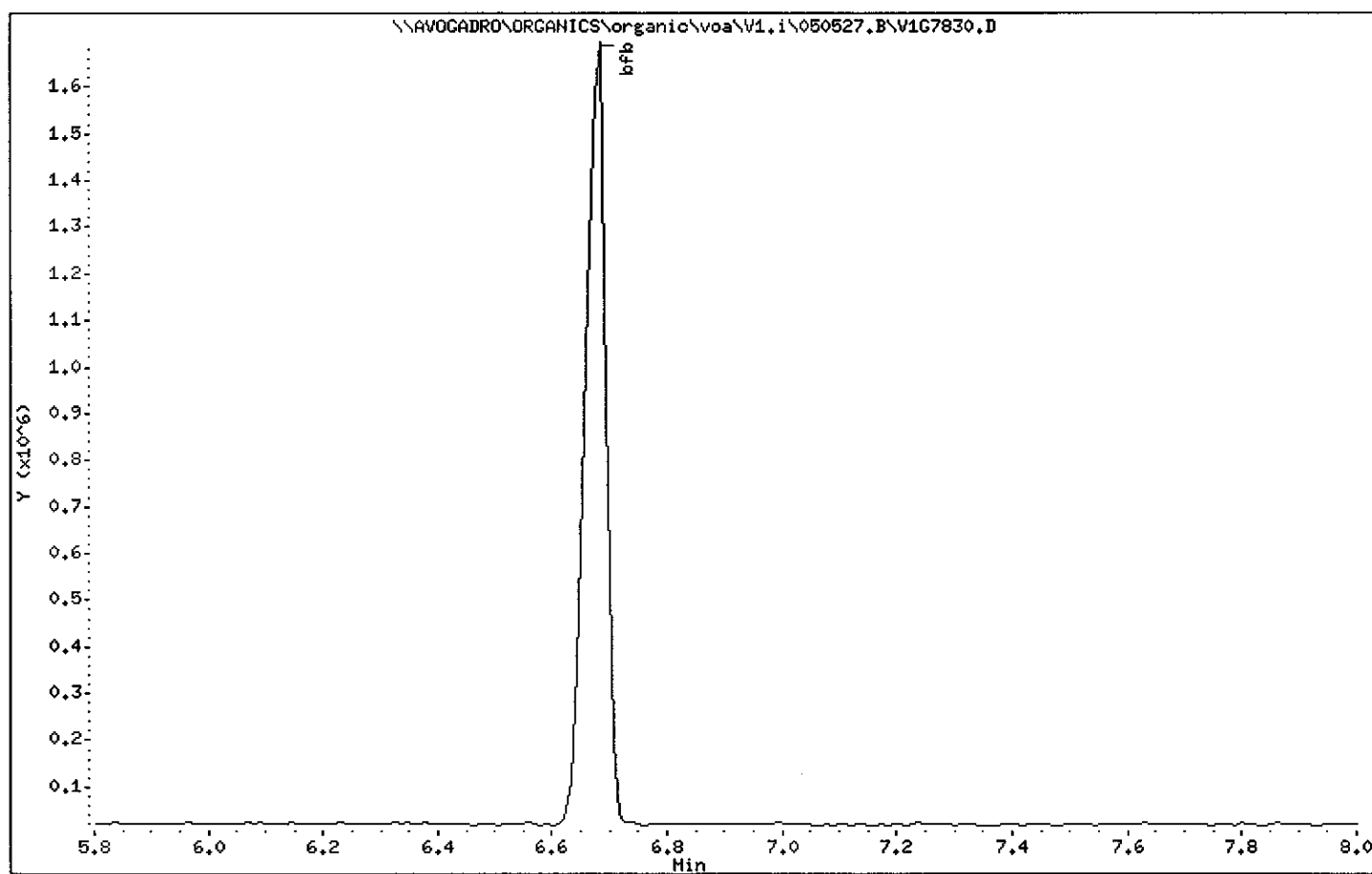
Instrument: V1.i

Sample Info: ,BFB1N,BFB1N,

Operator: LG/YD

Column phase: DB-624

Column diameter: 0.25



Date : 01-JUN-2005 09:42

Client ID: BFB6Q

Instrument: v6.i

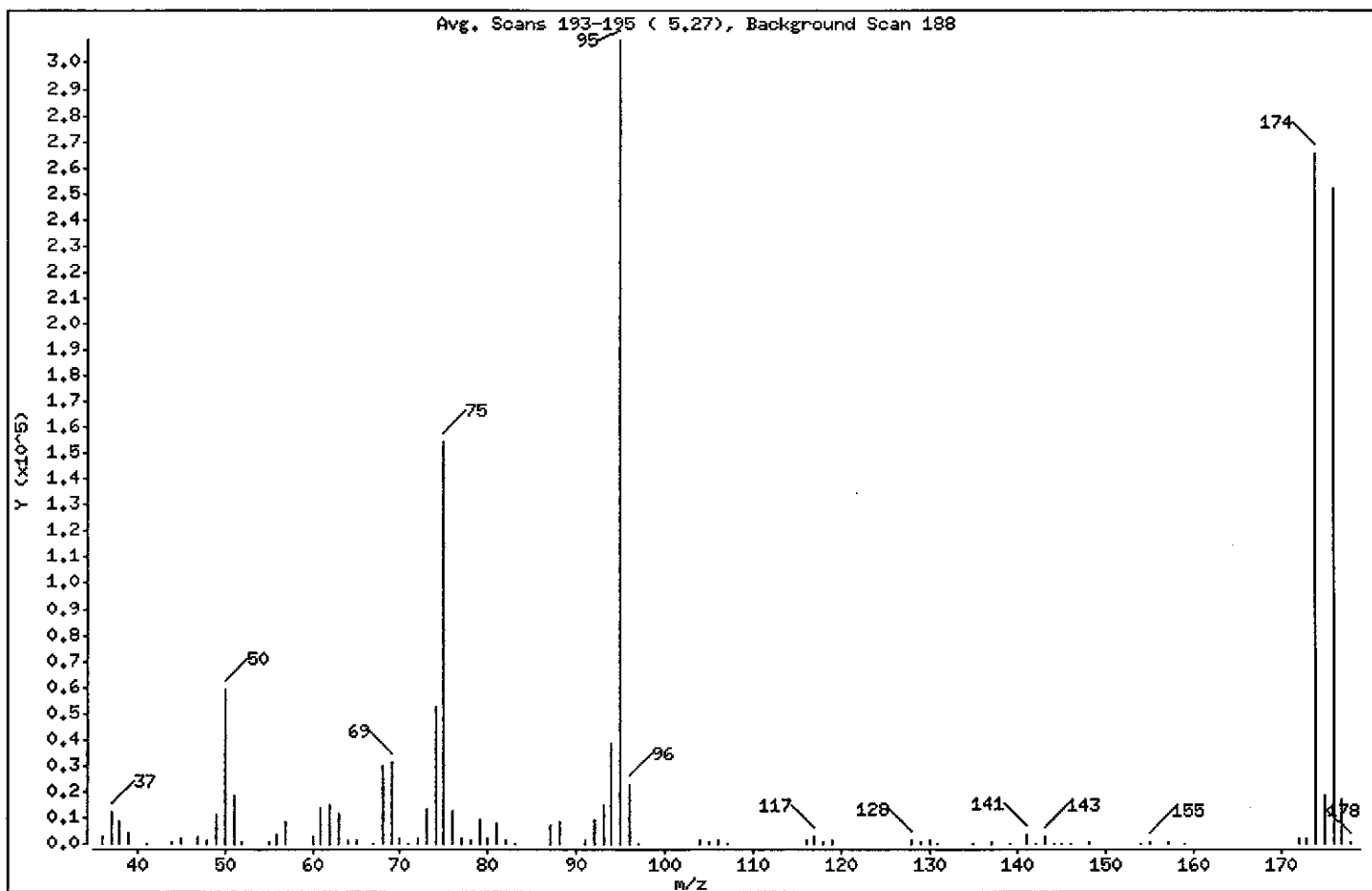
Sample Info: ,BFB6Q,BFB6Q

Operator: SB

Column phase: DB-624

Column diameter: 0.25

1 bfb



m/e	ION ABUNDANCE CRITERIA	% RELATIVE ABUNDANCE
95	Base Peak, 100% relative abundance	100.00
50	8.00 - 40.00% of mass 95	19.17
75	30.00 - 66.00% of mass 95	50.06
96	5.00 - 9.00% of mass 95	7.27
173	Less than 2.00% of mass 174	0.79 ( 0.92)
174	50.00 - 120.00% of mass 95	86.03
175	4.00 - 9.00% of mass 174	6.06 ( 7.04)
176	93.00 - 101.00% of mass 174	81.50 ( 94.73)
177	5.00 - 9.00% of mass 176	5.60 ( 6.87)

**COPY**

Original Documents Are Included in CSF \_\_\_\_\_

Signed: \_\_\_\_\_ Date: \_\_\_\_\_

Date : 01-JUN-2005 09:42

Client ID: BFB6Q

Instrument: v6.i

Sample Info: ,BFB6Q,BFB6Q

Operator: SB

Column phase: DB-624

Column diameter: 0.25

Data File: V6D6360.D

Spectrum: Avg. Scans 193-195 ( 5.27), Background Scan 188

Location of Maximum: 95.00

Number of points: 81

m/z	Y	m/z	Y	m/z	Y	m/z	Y
-----							
36.00	2905	65.00	1399	92.00	8998	141.00	3747
37.00	12246	67.00	323	93.00	14623	142.00	210
38.00	8509	68.00	29992	94.00	38104	143.00	2937
39.00	4499	69.00	31480	95.00	308864	144.00	247
41.00	182	70.00	2261	96.00	22456	145.00	345
-----							
44.00	633	71.00	278	97.00	180	146.00	271
45.00	1958	72.00	2001	104.00	1388	148.00	637
47.00	3081	73.00	13403	105.00	850	154.00	186
48.00	1725	74.00	52496	106.00	1130	155.00	871
49.00	11553	75.00	154624	107.00	342	157.00	705
-----							
50.00	59216	76.00	13075	116.00	1590	159.00	192
51.00	18512	77.00	2237	117.00	2672	172.00	1877
52.00	851	78.00	1603	118.00	782	173.00	2445
55.00	923	79.00	9281	119.00	1488	174.00	265728
56.00	3714	80.00	2433	128.00	1642	175.00	18712
-----							
57.00	8459	81.00	7988	129.00	557	176.00	251712
60.00	2839	82.00	1522	130.00	1232	177.00	17288
61.00	13774	83.00	340	131.00	180	178.00	381
62.00	15085	87.00	7385	135.00	316		
63.00	11257	88.00	8555	137.00	372		
-----							
64.00	1608	91.00	1217	139.00	184		
-----							

Date : 01-JUN-2005 09:42

Client ID: BFB6Q

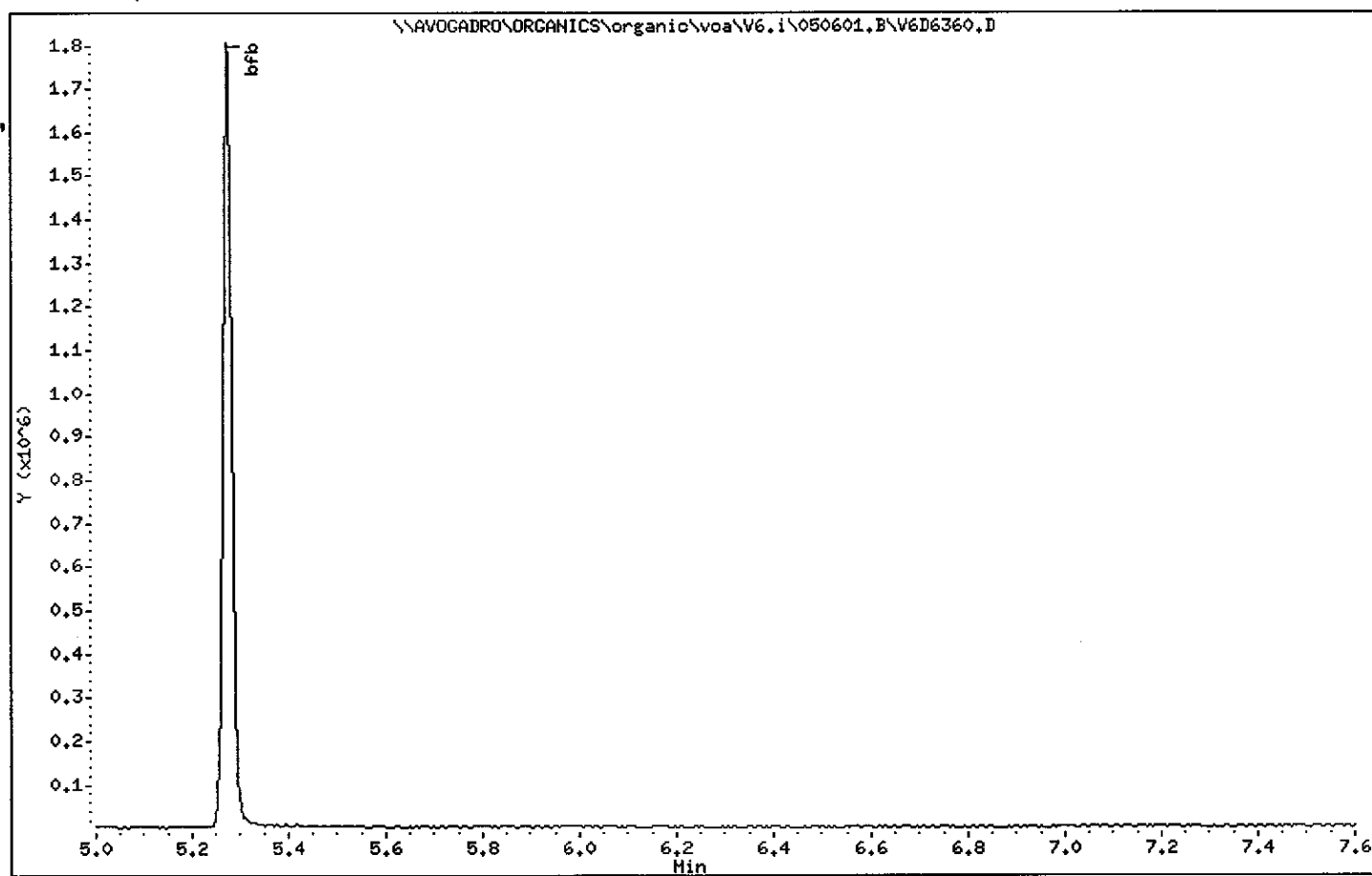
Instrument: v6.i

Sample Info: ,BFB6Q,BFB6Q

Operator: SB

Column phase: DB-624

Column diameter: 0.25



Date : 02-JUN-2005 09:12

Client ID: BFB6T

Instrument: v6.i

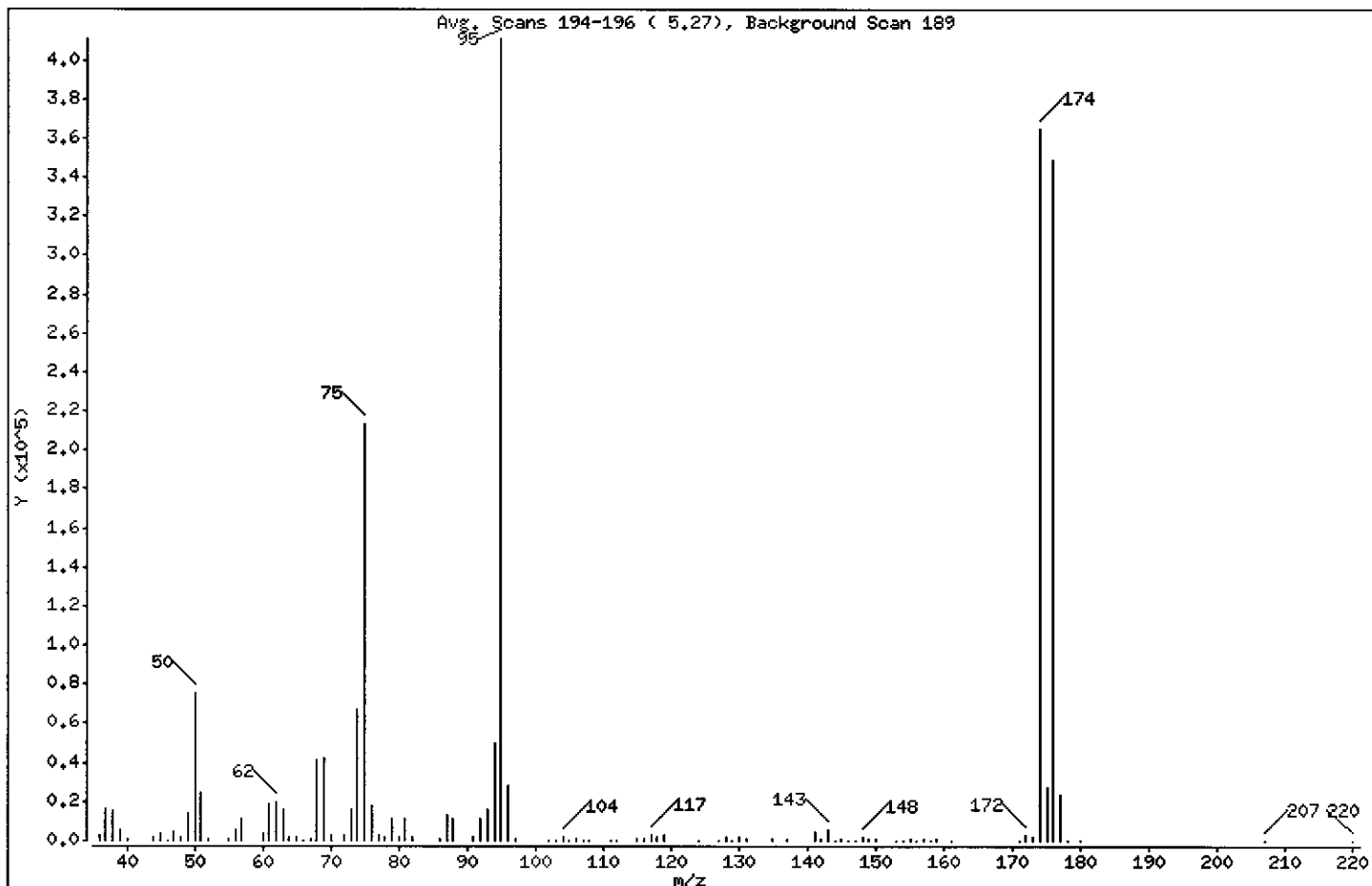
Sample Info: ,BFB6T,BFB6T

Operator: SB

Column phase: DB-624

Column diameter: 0.25

1 bfb



m/e	ION ABUNDANCE CRITERIA	% RELATIVE ABUNDANCE
95	Base Peak, 100% relative abundance	100.00
50	8.00 - 40.00% of mass 95	18.43
75	30.00 - 66.00% of mass 95	52.04
96	5.00 - 9.00% of mass 95	6.84
173	Less than 2.00% of mass 174	0.51 ( 0.58)
174	50.00 - 120.00% of mass 95	88.68
175	4.00 - 9.00% of mass 174	6.72 ( 7.58)
176	93.00 - 101.00% of mass 174	84.94 ( 95.78)
177	5.00 - 9.00% of mass 176	5.79 ( 6.81)

Date : 02-JUN-2005 09:12

Client ID: BFB6T

Instrument: v6.i

Sample Info: ,BFB6T,BFB6T

Operator: SB

Column phase: DB-624

Column diameter: 0.25

Data File: V6D6390.D

Spectrum: Avg. Scans 194-196 ( 5.27), Background Scan 189

Location of Maximum: 95.00

Number of points: 100

m/z	Y	m/z	Y	m/z	Y	m/z	Y
-----							
36.00	2574	69.00	42560	105.00	245	148.00	1486
37.00	15896	70.00	3229	106.00	1313	149.00	501
38.00	14707	72.00	2605	107.00	218	150.00	681
39.00	5778	73.00	16320	108.00	227	153.00	216
40.00	709	74.00	66712	111.00	417	154.00	401
-----							
44.00	1793	75.00	213824	112.00	202	155.00	741
45.00	3372	76.00	17488	115.00	552	156.00	435
46.00	447	77.00	2483	116.00	1373	157.00	775
47.00	4814	78.00	1563	117.00	3206	158.00	273
48.00	2239	79.00	11013	118.00	1968	159.00	541
-----							
49.00	14574	80.00	2279	119.00	2617	161.00	170
50.00	75728	81.00	10954	124.00	217	171.00	179
51.00	24688	82.00	1813	127.00	170	172.00	3090
52.00	957	86.00	638	128.00	1593	173.00	2109
55.00	1073	87.00	13574	129.00	471	174.00	364352
-----							
56.00	5649	88.00	11252	130.00	1545	175.00	27600
57.00	11345	91.00	1528	131.00	696	176.00	348992
60.00	4082	92.00	11619	135.00	1019	177.00	23776
61.00	18528	93.00	16424	137.00	952	178.00	198
62.00	19592	94.00	50440	141.00	4691	180.00	196
-----							
63.00	16117	95.00	410880	142.00	570	207.00	237
64.00	1810	96.00	28088	143.00	5304	220.00	177
65.00	2089	97.00	966	144.00	184		
66.00	309	102.00	182	145.00	534		
67.00	1297	103.00	237	146.00	312		
-----							
68.00	41976	104.00	2066	147.00	414		
-----							



Date : 02-JUN-2005 09:12

Client ID: BFB6T

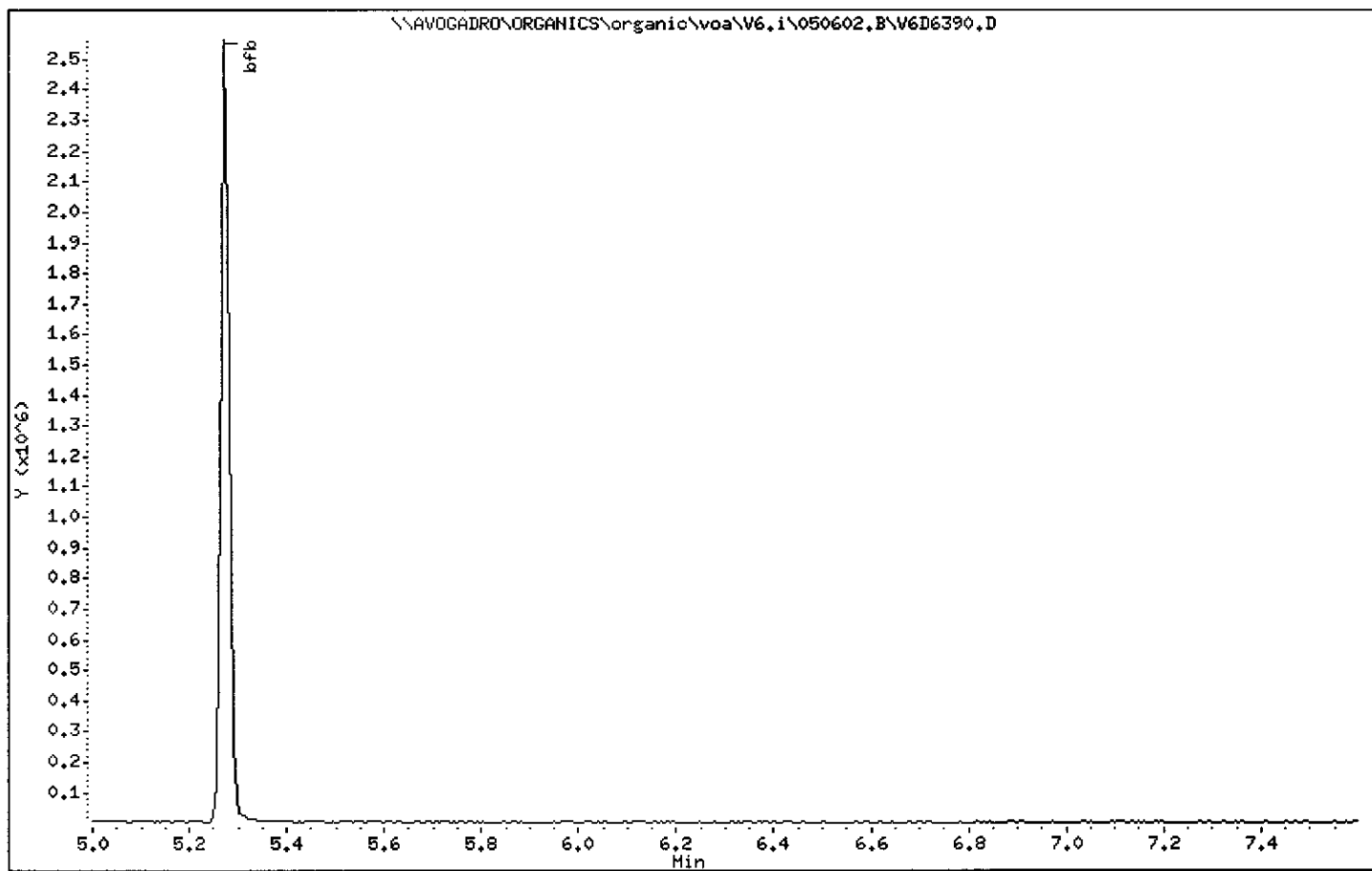
Instrument: v6.i

Sample Info: ,BFB6T,BFB6T

Operator: SB

Column phase: DB-624

Column diameter: 0.25



1A  
VOLATILE ORGANICS ANALYSIS DATA SHEET

EPA SAMPLE NO.

VBLK1M

Lab Name: MITKEM CORPORATION Contract: \_\_\_\_\_

Lab Code: MITKEM Case No.: \_\_\_\_\_ SAS No.: \_\_\_\_\_ SDG No.: MD0603

Matrix: (soil/water) SOIL Lab Sample ID: MB-18283

Sample wt/vol: 5.0(g/mL) G Lab File ID: V1G7812

Level: (low/med) LOW Date Received: \_\_\_\_\_

% Moisture: not dec. \_\_\_\_\_ Date Analyzed: 05/26/05

GC Column: DB-624 ID: 0.25 (mm) Dilution Factor: 1.0

Soil Extract Volume: \_\_\_\_\_ (mL) Soil Aliquot Volume: \_\_\_\_\_ (uL)

CONCENTRATION UNITS:  
(ug/L or ug/Kg) UG/KG Q

CAS NO.	COMPOUND		
75-71-8	Dichlorodifluoromethane	10	U
74-87-3	Chloromethane	10	U
75-01-4	Vinyl Chloride	10	U
74-83-9	Bromomethane	10	U
75-00-3	Chloroethane	10	U
75-69-4	Trichlorofluoromethane	10	U
75-35-4	1,1-Dichloroethene	10	U
76-13-1	1,1,2-Trichloro-1,2,2-trifluoroethane	10	U
67-64-1	Acetone	10	U
75-15-0	Carbon Disulfide	10	U
79-20-9	Methyl Acetate	10	U
75-09-2	Methylene Chloride	10	U
156-60-5	trans-1,2-Dichloroethene	10	U
1634-04-4	Methyl tert-Butyl Ether	10	U
75-34-3	1,1-Dichloroethane	10	U
156-59-2	cis-1,2-Dichloroethene	10	U
78-93-3	2-Butanone	10	U
67-66-3	Chloroform	10	U
71-55-6	1,1,1-Trichloroethane	10	U
110-82-7	Cyclohexane	10	U
56-23-5	Carbon Tetrachloride	10	U
71-43-2	Benzene	10	U
107-06-2	1,2-Dichloroethane	10	U

1B  
VOLATILE ORGANICS ANALYSIS DATA SHEET

EPA SAMPLE NO.

VBLK1M

Lab Name: MITKEM CORPORATION Contract: \_\_\_\_\_

Lab Code: MITKEM Case No.: \_\_\_\_\_ SAS No.: \_\_\_\_\_ SDG No.: MD0603

Matrix: (soil/water) SOIL Lab Sample ID: MB-18283

Sample wt/vol: 5.0 (g/mL) G Lab File ID: V1G7812

Level: (low/med) LOW Date Received: \_\_\_\_\_

% Moisture: not dec. \_\_\_\_\_ Date Analyzed: 05/26/05

GC Column: DB-624 ID: 0.25 (mm) Dilution Factor: 1.0

Soil Extract Volume: \_\_\_\_\_ (mL) Soil Aliquot Volume: \_\_\_\_\_ (uL)

CONCENTRATION UNITS:  
(ug/L or ug/Kg) UG/KG Q

CAS NO.	COMPOUND		
79-01-6	Trichloroethene	10	U
108-87-2	Methylcyclohexane	10	U
78-87-5	1,2-Dichloropropane	10	U
75-27-4	Bromodichloromethane	10	U
10061-01-5	cis-1,3-Dichloropropene	10	U
108-10-1	4-Methyl-2-Pentanone	10	U
108-88-3	Toluene	10	U
10061-02-6	trans-1,3-Dichloropropene	10	U
79-00-5	1,1,2-Trichloroethane	10	U
127-18-4	Tetrachloroethene	10	U
591-78-6	2-Hexanone	10	U
124-48-1	Dibromochloromethane	10	U
106-93-4	1,2-Dibromoethane	10	U
108-90-7	Chlorobenzene	10	U
100-41-4	Ethylbenzene	10	U
1330-20-7	Xylene (Total)	10	U
100-42-5	Styrene	10	U
75-25-2	Bromoform	10	U
98-82-8	Isopropylbenzene	10	U
79-34-5	1,1,2,2-Tetrachloroethane	10	U
541-73-1	1,3-Dichlorobenzene	10	U
106-46-7	1,4-Dichlorobenzene	10	U
95-50-1	1,2-Dichlorobenzene	10	U
96-12-8	1,2-Dibromo-3-chloropropane	10	U
120-82-1	1,2,4-Trichlorobenzene	10	U

1F  
VOLATILE ORGANICS ANALYSIS DATA SHEET  
TENTATIVELY IDENTIFIED COMPOUNDS

EPA SAMPLE NO.

VBK1M

Lab Name: MITKEM CORPORATION Contract: \_\_\_\_\_

Lab Code: MITKEM Case No.: \_\_\_\_\_ SAS No.: \_\_\_\_\_ SDG No.: MD0603

Matrix: (soil/water) SOIL Lab Sample ID: MB-18283

Sample wt/vol: 5.0 (g/mL) G Lab File ID: V1G7812

Level: (low/med) LOW Date Received: \_\_\_\_\_

% Moisture: not dec. \_\_\_\_\_ Date Analyzed: 05/26/05

GC Column: DB-624 ID: 0.25 (mm) Dilution Factor: 1.0

Soil Extract Volume: \_\_\_\_\_ (mL) Soil Aliquot Volume: \_\_\_\_\_ (uL)

Number TICs found: 1

CONCENTRATION UNITS:  
(ug/L or ug/Kg) ug/Kg

CAS NUMBER	COMPOUND NAME	RT	EST. CONC.	Q
1.	UNKNOWN	3.86	5	J
2.				
3.				
4.				
5.				
6.				
7.				
8.				
9.				
10.				
11.				
12.				
13.				
14.				
15.				
16.				
17.				
18.				
19.				
20.				
21.				
22.				
23.				
24.				
25.				
26.				
27.				
28.				
29.				
30.				

Data File: \\AVOGADRO\ORGANICS\organic\voa\W1.i\050526.B\W1G7812.D

Date : 26-MAY-2005 11:32

Client ID: VBLK1H

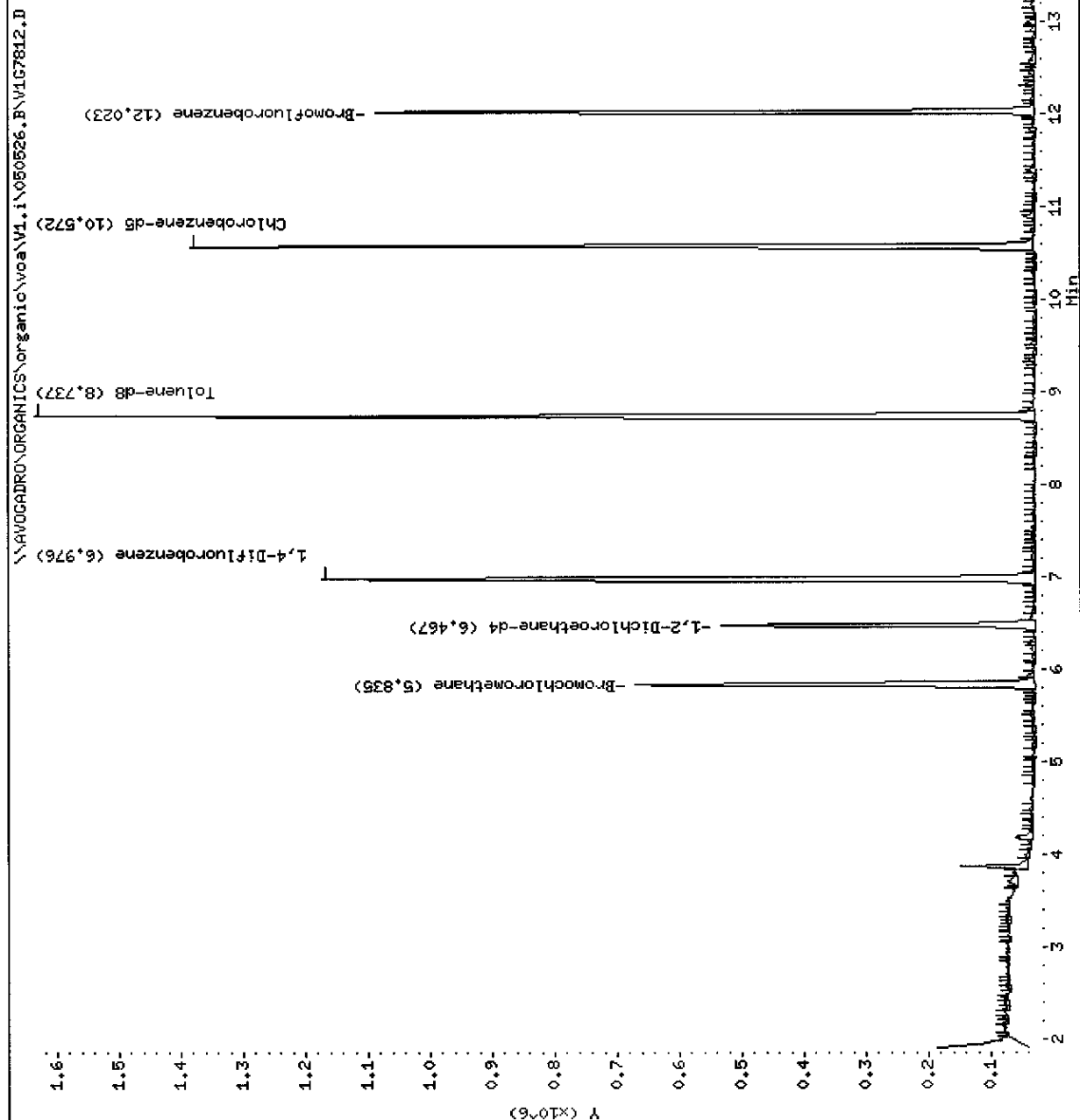
Sample Info: ,MB-18283,VBLK1H,18283,

Column phase: DB-624

Instrument: W1.i

Operator: LG/YD

Column diameter: 0.25



Mitkem Corporation

CLP OLM 3/4.X / ASP 95-1 Low Soil - Heated Purge  
 Data file : \\AVOGADRO\ORGANICS\organic\voa\V1.i\050526.B\V1G7812.D  
 Lab Smp Id: MB-18283 Client Smp ID: VBLK1M  
 Inj Date : 26-MAY-2005 11:32  
 Operator : LG/YD Inst ID: V1.i  
 Smp Info : ,MB-18283,VBLK1M,18283,  
 Misc Info :  
 Comment :  
 Method : \\AVOGADRO\ORGANICS\organic\voa\V1.i\050526.B\v1clp4h.m  
 Meth Date : 18-Jun-2005 09:28 mtl Quant Type: ISTD  
 Cal Date : 26-MAY-2005 10:49 Cal File: V1G7811.D ✓  
 Als bottle: 2 QC Sample: BLANK  
 Dil Factor: 1.00000  
 Integrator: HP RTE Compound Sublist: CLP4.sub  
 Target Version: 4.03  
 Processing Host: TARGET5

Concentration Formula:  $\text{Amt} * \text{DF} * \text{Uf} * 5 / (\text{Ws} * (100 - \text{M}) / 100)$

Name	Value	Description
DF	1.000	Dilution Factor
Uf	1.000	ng unit correction factor
Ws	5.000	Weight of sample (g)
M	0.000	% Moisture (not decanted)

Compounds	QUANT SIG	RT	EXP RT	REL RT	RESPONSE	CONCENTRATIONS	
						ON-COLUMN ( ug/L)	FINAL (ug/Kg)
* 18 Bromochloromethane	128	5.835	5.835	(1.000)	234312	50.0000	
\$ 23 1,2-Dichloroethane-d4	65	6.467	6.468	(1.108)	353133	52.1865	52
* 26 1,4-Difluorobenzene	114	6.976	6.976	(1.000)	1224958	50.0000	
\$ 33 Toluene-d8	98	8.737	8.737	(0.826)	1308696	51.6557	52
* 42 Chlorobenzene-d5	117	10.572	10.572	(1.000)	1019983	50.0000	
\$ 50 Bromofluorobenzene	95	12.023	12.023	(1.137)	482082	51.7641	52

AN  
6/18/05

W

Data File: \\AVOGADRO\ORGANICS\organic\voa\V1.i\050526.B\V1G7812.D  
 Report Date: 18-Jun-2005 09:44

Mitkem Corporation

CLP OLM 3/4.X / ASP 95-1 Low Soil - Heated Purge  
 Data file : \\AVOGADRO\ORGANICS\organic\voa\V1.i\050526.B\V1G7812.D  
 Lab Smp Id: MB-18283 Client Smp ID: VBLK1M  
 Inj Date : 26-MAY-2005 11:32  
 Operator : LG/YD Inst ID: V1.i  
 Smp Info : ,MB-18283,VBLK1M,18283,  
 Misc Info :  
 Comment :  
 Method : \\AVOGADRO\ORGANICS\organic\voa\V1.i\050526.B\v1clp4h.m  
 Meth Date : 18-Jun-2005 09:28 mtl Quant Type: ISTD  
 Cal Date : 26-MAY-2005 10:49 Cal File: V1G7811.D  
 Als bottle: 2 QC Sample: BLANK  
 Dil Factor: 1.00000  
 Integrator: HP RTE Compound Sublist: CLP4.sub  
 Target Version: 4.03  
 Processing Host: TARGET5

Concentration Formula:  $\text{Amt} * \text{DF} * \text{Uf} * 5 / (\text{Ws} * (100 - \text{M}) / 100)$

Name	Value	Description
DF	1.000	Dilution Factor
Uf	1.000	ng unit correction factor
Ws	5.000	Weight of sample (g)
M	0.000	% Moisture (not decanted)

ISTD	RT	AREA	AMOUNT
=====	=====	=====	=====
* 18 Bromochloromethane	5.835	1563685	50.000

RT	AREA	CONCENTRATIONS		QUAL	QUANT		CPND #
		ON-COL( ug/L)	FINAL(ug/Kg)		LIBRARY	LIB ENTRY	
=====	=====	=====	=====	=====	=====	=====	=====
Unknown					CAS #:		
3.863	167426	5.35357185	5	0		0	18

Data File: \\AVOGADRO\ORGANICS\organic\voa\V1.i\050526.B\V1G7812.D

Date : 26-MAY-2005 11:32

Client ID: VBLK1M

Instrument: V1.i

Sample Info: ,HB-18283,VBLK1M,18283,

Operator: LG/YD

Column phase: DB-624

Column diameter: 0.25

Library Search Compound Match

CAS Number

Library

Entry

Quality

Formula

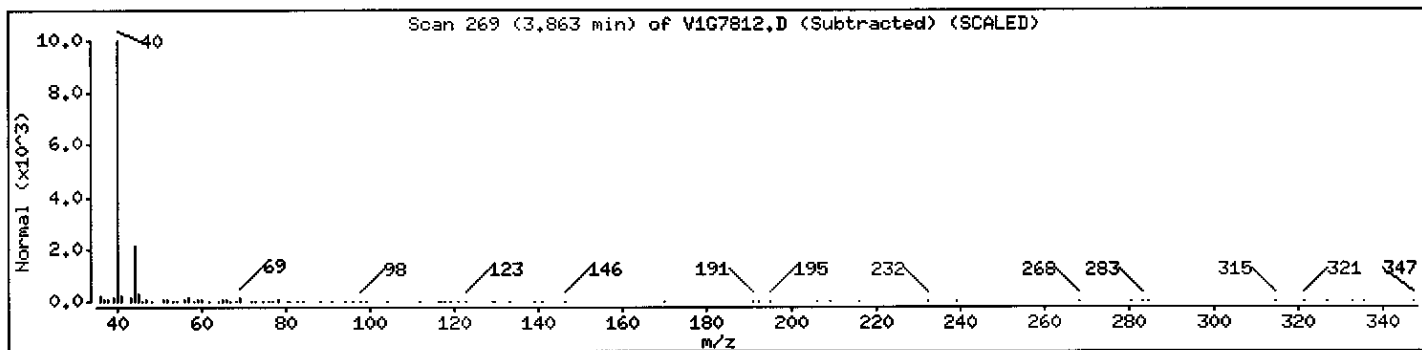
Weight

Unknown

0

0

0





1A  
VOLATILE ORGANICS ANALYSIS DATA SHEET

EPA SAMPLE NO.

VBLK1N

Lab Name: MITKEM CORPORATION Contract: \_\_\_\_\_

Lab Code: MITKEM Case No.: \_\_\_\_\_ SAS No.: \_\_\_\_\_ SDG No.: MD0603

Matrix: (soil/water) SOIL Lab Sample ID: MB-18299

Sample wt/vol: 5.0(g/mL) G Lab File ID: V1G7832

Level: (low/med) LOW Date Received: \_\_\_\_\_

% Moisture: not dec. \_\_\_\_\_ Date Analyzed: 05/27/05

GC Column: DB-624 ID: 0.25 (mm) Dilution Factor: 1.0

Soil Extract Volume: \_\_\_\_\_ (mL) Soil Aliquot Volume: \_\_\_\_\_ (uL)

CONCENTRATION UNITS:  
(ug/L or ug/Kg) UG/KG Q

CAS NO.	COMPOUND		
75-71-8	Dichlorodifluoromethane	10	U
74-87-3	Chloromethane	10	U
75-01-4	Vinyl Chloride	10	U
74-83-9	Bromomethane	10	U
75-00-3	Chloroethane	10	U
75-69-4	Trichlorofluoromethane	10	U
75-35-4	1,1-Dichloroethene	10	U
76-13-1	1,1,2-Trichloro-1,2,2-trifluoroethane	10	U
67-64-1	Acetone	10	U
75-15-0	Carbon Disulfide	10	U
79-20-9	Methyl Acetate	10	U
75-09-2	Methylene Chloride	10	U
156-60-5	trans-1,2-Dichloroethene	10	U
1634-04-4	Methyl tert-Butyl Ether	10	U
75-34-3	1,1-Dichloroethane	10	U
156-59-2	cis-1,2-Dichloroethene	10	U
78-93-3	2-Butanone	10	U
67-66-3	Chloroform	10	U
71-55-6	1,1,1-Trichloroethane	10	U
110-82-7	Cyclohexane	10	U
56-23-5	Carbon Tetrachloride	10	U
71-43-2	Benzene	10	U
107-06-2	1,2-Dichloroethane	10	U

1B  
VOLATILE ORGANICS ANALYSIS DATA SHEET

EPA SAMPLE NO.

VBLK1N

Lab Name: MITKEM CORPORATION Contract: \_\_\_\_\_

Lab Code: MITKEM Case No.: \_\_\_\_\_ SAS No.: \_\_\_\_\_ SDG No.: MD0603

Matrix: (soil/water) SOIL Lab Sample ID: MB-18299

Sample wt/vol: 5.0 (g/mL) G Lab File ID: V1G7832

Level: (low/med) LOW Date Received: \_\_\_\_\_

% Moisture: not dec. \_\_\_\_\_ Date Analyzed: 05/27/05

GC Column: DB-624 ID: 0.25 (mm) Dilution Factor: 1.0

Soil Extract Volume: \_\_\_\_\_ (mL) Soil Aliquot Volume: \_\_\_\_\_ (uL)

CONCENTRATION UNITS:  
(ug/L or ug/Kg) UG/KG Q

CAS NO.	COMPOUND		
79-01-6	Trichloroethene	10	U
108-87-2	Methylcyclohexane	10	U
78-87-5	1,2-Dichloropropane	10	U
75-27-4	Bromodichloromethane	10	U
10061-01-5	cis-1,3-Dichloropropene	10	U
108-10-1	4-Methyl-2-Pentanone	10	U
108-88-3	Toluene	10	U
10061-02-6	trans-1,3-Dichloropropene	10	U
79-00-5	1,1,2-Trichloroethane	10	U
127-18-4	Tetrachloroethene	2	J
591-78-6	2-Hexanone	10	U
124-48-1	Dibromochloromethane	10	U
106-93-4	1,2-Dibromoethane	10	U
108-90-7	Chlorobenzene	10	U
100-41-4	Ethylbenzene	10	U
1330-20-7	Xylene (Total)	10	U
100-42-5	Styrene	10	U
75-25-2	Bromoform	10	U
98-82-8	Isopropylbenzene	10	U
79-34-5	1,1,2,2-Tetrachloroethane	10	U
541-73-1	1,3-Dichlorobenzene	10	U
106-46-7	1,4-Dichlorobenzene	10	U
95-50-1	1,2-Dichlorobenzene	10	U
96-12-8	1,2-Dibromo-3-chloropropane	10	U
120-82-1	1,2,4-Trichlorobenzene	10	U

1F  
VOLATILE ORGANICS ANALYSIS DATA SHEET  
TENTATIVELY IDENTIFIED COMPOUNDS

EPA SAMPLE NO.

VBLK1N

Lab Name: MITKEM CORPORATION Contract: \_\_\_\_\_

Lab Code: MITKEM Case No.: \_\_\_\_\_ SAS No.: \_\_\_\_\_ SDG No.: MD0603

Matrix: (soil/water) SOIL Lab Sample ID: MB-18299

Sample wt/vol: 5.0 (g/mL) G Lab File ID: VIG7832

Level: (low/med) LOW Date Received: \_\_\_\_\_

% Moisture: not dec. \_\_\_\_\_ Date Analyzed: 05/27/05

GC Column: DB-624 ID: 0.25 (mm) Dilution Factor: 1.0

Soil Extract Volume: \_\_\_\_\_ (mL) Soil Aliquot Volume: \_\_\_\_\_ (uL)

Number TICs found: 0

CONCENTRATION UNITS:  
(ug/L or ug/Kg) ug/Kg

CAS NUMBER	COMPOUND NAME	RT	EST. CONC.	Q
=====	=====	=====	=====	=====
1.				
2.				
3.				
4.				
5.				
6.				
7.				
8.				
9.				
10.				
11.				
12.				
13.				
14.				
15.				
16.				
17.				
18.				
19.				
20.				
21.				
22.				
23.				
24.				
25.				
26.				
27.				
28.				
29.				
30.				

Data File: \\AVOGADRO\ORGANICS\organic\voa\1.i\050527.B\167832.D

Date : 27-MAY-2005 10:50

Client ID: VBLK1N


Sample Info: ,HB-18299,VBLK1N,18299,

Instrument: V1.i

Operator: LG/YD

Column diameter: 0.25

Column phase: DB-624



Data File: \\AVOGADRO\ORGANICS\organic\voa\V1.i\050527.B\V1G7832.D  
Report Date: 18-Jun-2005 09:26

Mitkem Corporation

CLP OLM 3/4.X / ASP 95-1 Low Soil - Heated Purge  
Data file : \\AVOGADRO\ORGANICS\organic\voa\V1.i\050527.B\V1G7832.D  
Lab Smp Id: MB-18299 Client Smp ID: VBLK1N  
Inj Date : 27-MAY-2005 10:50  
Operator : LG/YD Inst ID: V1.i  
Smp Info : ,MB-18299,VBLK1N,18299,  
Misc Info :  
Comment :  
Method : \\AVOGADRO\ORGANICS\organic\voa\V1.i\050527.B\v1clp4h.m  
Meth Date : 18-Jun-2005 09:19 mtl Quant Type: ISTD  
Cal Date : 27-MAY-2005 10:13 Cal File: V1G7831.D ✓  
Als bottle: 2 QC Sample: BLANK  
Dil Factor: 1.00000  
Integrator: HP RTE Compound Sublist: CLP4.sub  
Target Version: 4.03  
Processing Host: TARGET5

Concentration Formula:  $\text{Amt} * \text{DF} * \text{Uf} * 5 / (\text{Ws} * (100 - \text{M}) / 100)$

Name	Value	Description
DF	1.000	Dilution Factor
Uf	1.000	ng unit correction factor
Ws	5.000	Weight of sample (g)
M	0.000	% Moisture (not decanted)

Compounds	QUANT SIG MASS	RT	EXP RT	REL RT	RESPONSE	CONCENTRATIONS	
						ON-COLUMN ( ug/L)	FINAL (ug/Kg)
* 18 Bromochloromethane	128	5.822	5.834	(1.000)	240792	50.0000	
\$ 23 1,2-Dichloroethane-d4	65	6.467	6.466	(1.111)	358304	56.5269	57
* 26 1,4-Difluorobenzene	114	6.963	6.975	(1.000)	1257485	50.0000	
\$ 33 Toluene-d8	98	8.737	8.736	(0.826)	1261752	52.0580	52
37 Tetrachloroethene	164	9.518	9.530	(0.900)	10193	2.02014	2 (aQ)
* 42 Chlorobenzene-d5	117	10.572	10.571	(1.000)	1025303	50.0000	
\$ 50 Bromofluorobenzene	95	12.023	12.022	(1.137)	453074	50.1605	50

QC Flag Legend

a - Target compound detected but, quantitated amount  
Below Limit Of Quantitation(BLOQ).  
Q - Qualifier signal failed the ratio test.

AN  
6/18/05

*[Handwritten signature]*

Data File: \\AVOGADRO\ORGANICS\organic\voa\V1.i\050527.B\V1G7832.D  
Report Date: 18-Jun-2005 09:26

Mitkem Corporation

CLP OLM 3/4.X / ASP 95-1 Low Soil - Heated Purge  
Data file : \\AVOGADRO\ORGANICS\organic\voa\V1.i\050527.B\V1G7832.D  
Lab Smp Id: MB-18299 Client Smp ID: VBLK1N  
Inj Date : 27-MAY-2005 10:50  
Operator : LG/YD Inst ID: V1.i  
Smp Info : ,MB-18299,VBLK1N,18299,  
Misc Info :  
Comment :  
Method : \\AVOGADRO\ORGANICS\organic\voa\V1.i\050527.B\v1clp4h.m  
Meth Date : 18-Jun-2005 09:19 mtl Quant Type: ISTD  
Cal Date : 27-MAY-2005 10:13 Cal File: V1G7831.D  
Als bottle: 2 QC Sample: BLANK  
Dil Factor: 1.00000  
Integrator: HP RTE Compound Sublist: CLP4.sub  
Target Version: 4.03  
Processing Host: TARGET5

- NO TENTATIVELY IDENTIFIED COMPOUNDS -

Data File: \\AVOGADRO\ORGANICS\organic\voa\V1.i\050527.B\V1G7832.D

Date : 27-MAY-2005 10:50

Client ID: VBLK1N

Instrument: V1.i

Sample Info: ,MB-18299,VBLK1N,18299,

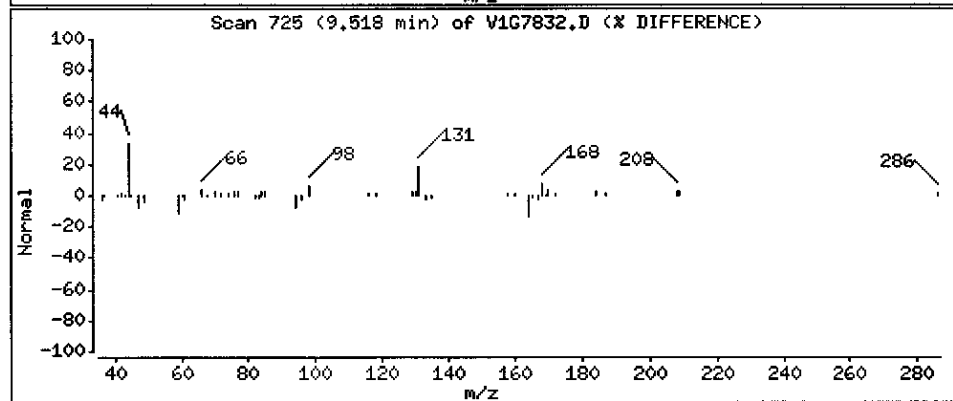
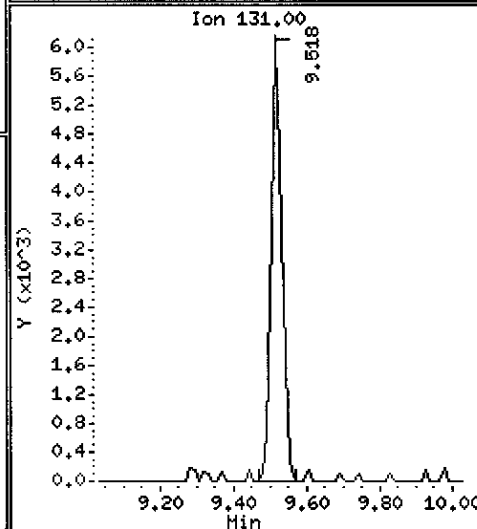
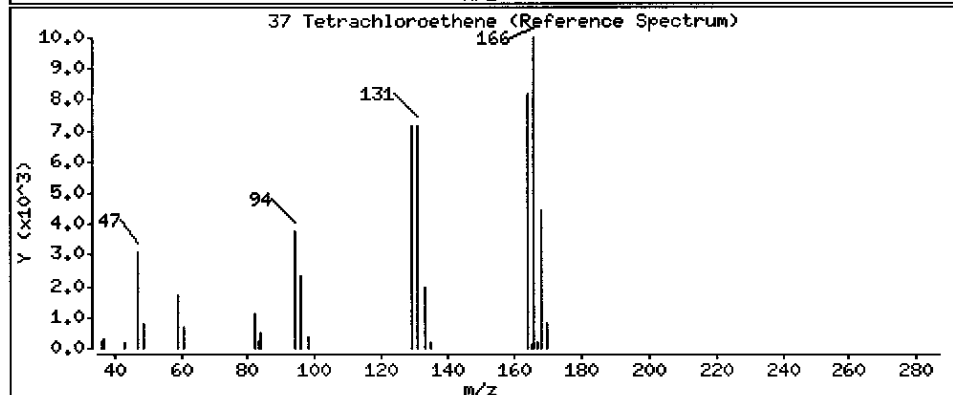
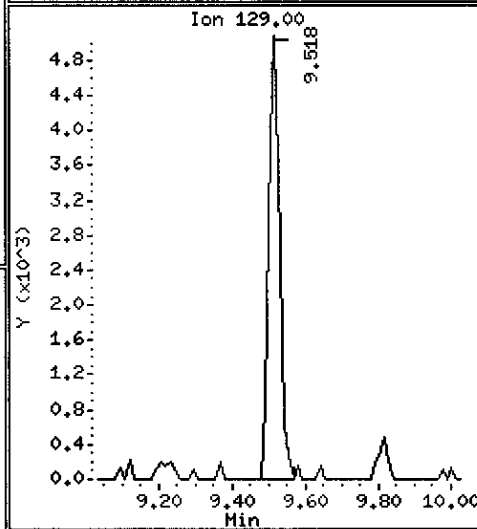
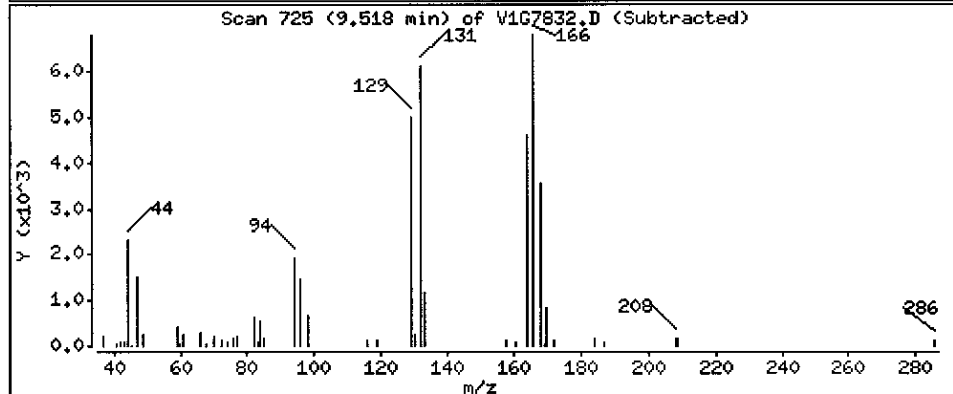
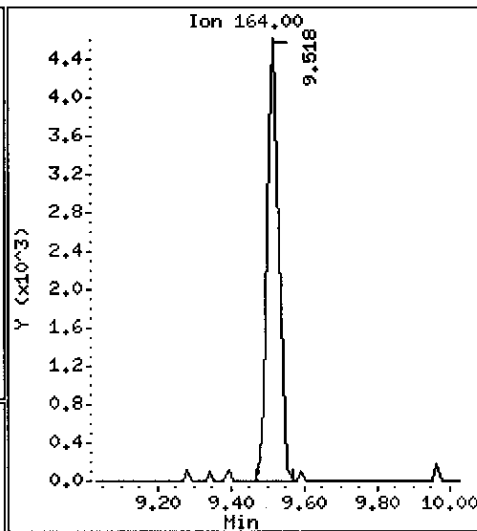
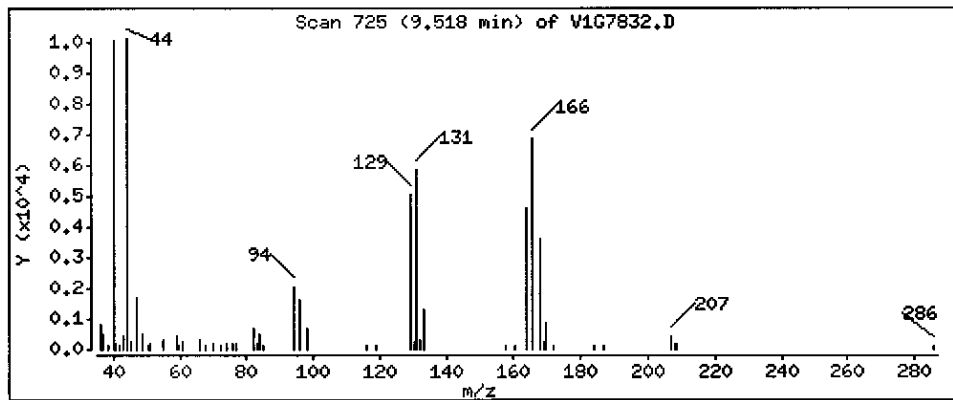
Operator: LG/YD

Column phase: DB-624

Column diameter: 0.25

37 Tetrachloroethene

Concentration: 2 ug/Kg



1A  
VOLATILE ORGANICS ANALYSIS DATA SHEET

EPA SAMPLE NO.

VBK6U

Lab Name: MITKEM CORPORATION Contract: \_\_\_\_\_

Lab Code: MITKEM Case No.: \_\_\_\_\_ SAS No.: \_\_\_\_\_ SDG No.: MD0603

Matrix: (soil/water) SOIL Lab Sample ID: MB-18359

Sample wt/vol: 4.0 (g/mL) G Lab File ID: V6D6393

Level: (low/med) MED Date Received: \_\_\_\_\_

% Moisture: not dec. \_\_\_\_\_ Date Analyzed: 06/02/05

GC Column: DB-624 ID: 0.25 (mm) Dilution Factor: 1.0

Soil Extract Volume: 10000 (uL) Soil Aliquot Volume: 100 (uL)

CONCENTRATION UNITS:  
(ug/L or ug/Kg) UG/KG Q

CAS NO.	COMPOUND		
75-71-8	Dichlorodifluoromethane	1300	U
74-87-3	Chloromethane	1300	U
75-01-4	Vinyl Chloride	1300	U
74-83-9	Bromomethane	1300	U
75-00-3	Chloroethane	1300	U
75-69-4	Trichlorofluoromethane	1300	U
75-35-4	1,1-Dichloroethene	1300	U
76-13-1	1,1,2-Trichloro-1,2,2-trifluoroethane	1300	U
67-64-1	Acetone	1300	U
75-15-0	Carbon Disulfide	1300	U
79-20-9	Methyl Acetate	1300	U
75-09-2	Methylene Chloride	1300	U
156-60-5	trans-1,2-Dichloroethene	1300	U
1634-04-4	Methyl tert-Butyl Ether	1300	U
75-34-3	1,1-Dichloroethane	1300	U
156-59-2	cis-1,2-Dichloroethene	1300	U
78-93-3	2-Butanone	1300	U
67-66-3	Chloroform	1300	U
71-55-6	1,1,1-Trichloroethane	1300	U
110-82-7	Cyclohexane	1300	U
56-23-5	Carbon Tetrachloride	1300	U
71-43-2	Benzene	1300	U
107-06-2	1,2-Dichloroethane	1300	U



1B  
VOLATILE ORGANICS ANALYSIS DATA SHEET

EPA SAMPLE NO.

VBK6U

Lab Name: MITKEM CORPORATION Contract: \_\_\_\_\_

Lab Code: MITKEM Case No.: \_\_\_\_\_ SAS No.: \_\_\_\_\_ SDG No.: MD0603

Matrix: (soil/water) SOIL Lab Sample ID: MB-18359

Sample wt/vol: 4.0 (g/mL) G Lab File ID: V6D6393

Level: (low/med) MED Date Received: \_\_\_\_\_

% Moisture: not dec. \_\_\_\_\_ Date Analyzed: 06/02/05

GC Column: DB-624 ID: 0.25 (mm) Dilution Factor: 1.0

Soil Extract Volume: 10000 (uL) Soil Aliquot Volume: 100 (uL)

CONCENTRATION UNITS:  
(ug/L or ug/Kg) UG/KG Q

CAS NO.	COMPOUND		
79-01-6	Trichloroethene	1300	U
108-87-2	Methylcyclohexane	1300	U
78-87-5	1,2-Dichloropropane	1300	U
75-27-4	Bromodichloromethane	1300	U
10061-01-5	cis-1,3-Dichloropropene	1300	U
108-10-1	4-Methyl-2-Pentanone	1300	U
108-88-3	Toluene	1300	U
10061-02-6	trans-1,3-Dichloropropene	1300	U
79-00-5	1,1,2-Trichloroethane	1300	U
127-18-4	Tetrachloroethene	1300	U
591-78-6	2-Hexanone	1300	U
124-48-1	Dibromochloromethane	1300	U
106-93-4	1,2-Dibromoethane	1300	U
108-90-7	Chlorobenzene	1300	U
100-41-4	Ethylbenzene	1300	U
1330-20-7	Xylene (Total)	1300	U
100-42-5	Styrene	1300	U
75-25-2	Bromoform	1300	U
98-82-8	Isopropylbenzene	1300	U
79-34-5	1,1,2,2-Tetrachloroethane	1300	U
541-73-1	1,3-Dichlorobenzene	1300	U
106-46-7	1,4-Dichlorobenzene	1300	U
95-50-1	1,2-Dichlorobenzene	1300	U
96-12-8	1,2-Dibromo-3-chloropropane	1300	U
120-82-1	1,2,4-Trichlorobenzene	1300	U

1F  
VOLATILE ORGANICS ANALYSIS DATA SHEET  
TENTATIVELY IDENTIFIED COMPOUNDS

EPA SAMPLE NO.

VBLK6U

Lab Name: MITKEM CORPORATION Contract: \_\_\_\_\_

Lab Code: MITKEM Case No.: \_\_\_\_\_ SAS No.: \_\_\_\_\_ SDG No.: MD0603

Matrix: (soil/water) SOIL Lab Sample ID: MB-18359

Sample wt/vol: 4.0 (g/mL) G Lab File ID: V6D6393

Level: (low/med) MED Date Received: \_\_\_\_\_

% Moisture: not dec. \_\_\_\_\_ Date Analyzed: 06/02/05

GC Column: DB-624 ID: 0.25 (mm) Dilution Factor: 1.0

Soil Extract Volume: 10000 (uL) Soil Aliquot Volume: 100 (uL)

Number TICs found: 0

CONCENTRATION UNITS:  
(ug/L or ug/Kg) ug/Kg

CAS NUMBER	COMPOUND NAME	RT	EST. CONC.	Q
=====	=====	=====	=====	=====
1.				
2.				
3.				
4.				
5.				
6.				
7.				
8.				
9.				
10.				
11.				
12.				
13.				
14.				
15.				
16.				
17.				
18.				
19.				
20.				
21.				
22.				
23.				
24.				
25.				
26.				
27.				
28.				
29.				
30.				

Data File: \\AVOCADRON\ORGANICS\voa\6.i\050602.B\6D6393.D

Date : 02-JUN-2005 11:02

Client ID: VELK6U

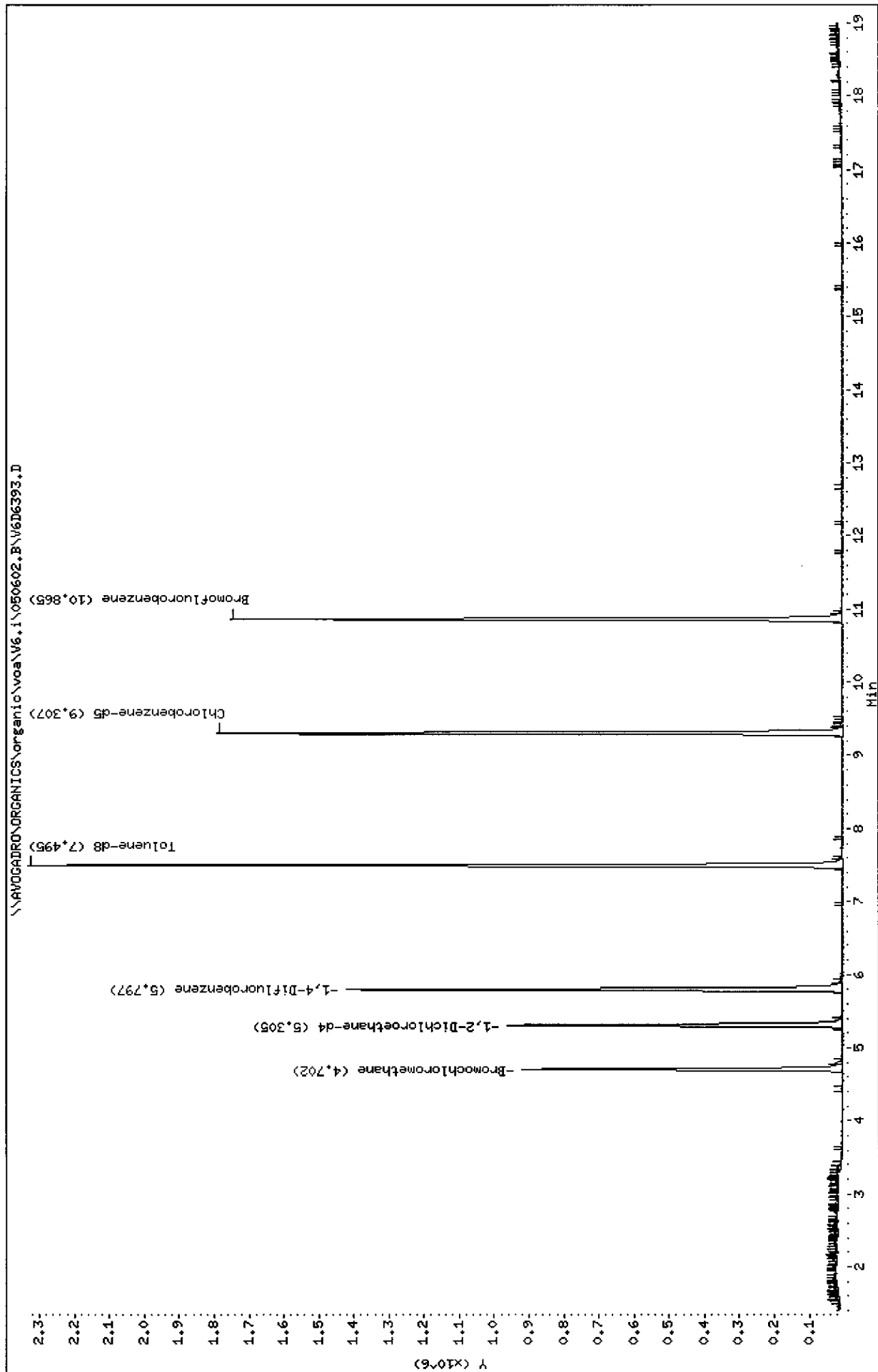
Sample Info: MB-18359,VELK6U

Column phase: DB-624

Instrument: V6.i

Operator: SB SRC: SB

Column diameter: 0.25



Data File: \\AVOGADRO\ORGANICS\organic\voa\V6.i\050602.B\V6D6393.D  
Report Date: 21-Jun-2005 07:34

Mitkem Corporation

CLP OLM4.X - Water and Medium Soils

Data file : \\AVOGADRO\ORGANICS\organic\voa\V6.i\050602.B\V6D6393.D  
Lab Smp Id: MB-18359 Client Smp ID: VBLK6U  
Inj Date : 02-JUN-2005 11:02  
Operator : SB SRC: SB Inst ID: V6.i  
Smp Info : ,MB-18359,VBLK6U  
Misc Info : ,2  
Comment :  
Method : \\AVOGADRO\ORGANICS\organic\voa\V6.i\050602.B\v6clp4s.m  
Meth Date : 21-Jun-2005 07:32 mtl Quant Type: ISTD  
Cal Date : 02-JUN-2005 09:37 Cal File: V6D6391.D  
Als bottle: 3 QC Sample: BLANK  
Dil Factor: 1.00000  
Integrator: HP RTE Compound Sublist: CLP4.sub  
Target Version: 4.03  
Processing Host: TARGET7

Concentration Formula:

$$\text{Amt} * \text{DF} * \text{Uf} * ((\text{Vt} + \text{Ws} * \text{M} / 100) * 5) / (\text{Va} * \text{Ws} * ((100 - \text{M}) / 100))$$

Name	Value	Description
DF	1.000	Dilution Factor
Uf	1.000	ng unit correction factor
Ws	4.000	Weight of sample extracted (g)
M	0.000	% Moisture (not decanted)
Vt	10000.000	Methanol extract volume (uL)
Va	100.000	Aliquot of methanol (uL)

Compounds	QUANT SIG				RESPONSE	CONCENTRATIONS	
	MASS	RT	EXP RT	REL RT		ON-COLUMN	FINAL
						( ug/L)	(ug/Kg)
* 18 Bromochloromethane	128	4.702	4.695	(1.000)	287468	50.0000	
\$ 23 1,2-Dichloroethane-d4	65	5.305	5.303	(1.128)	855979	53.6911	6700
* 26 1,4-Difluorobenzene	114	5.797	5.796	(1.000)	1215398	50.0000	
\$ 33 Toluene-d8	98	7.495	7.493	(0.805)	1751831	55.6249	7000
* 42 Chlorobenzene-d5	117	9.307	9.306	(1.000)	1215687	50.0000	
\$ 50 Bromofluorobenzene	95	10.865	10.857	(1.167)	662296	51.2587	6400

KC  
6/21/05

Data File: \\AVOGADRO\ORGANICS\organic\voa\V6.i\050602.B\V6D6393.D  
Report Date: 18-Jun-2005 11:11

Mitkem Corporation

CLP OLM4.X - Water and Medium Soils

Data file : \\AVOGADRO\ORGANICS\organic\voa\V6.i\050602.B\V6D6393.D  
Lab Smp Id: MB-18359 Client Smp ID: VBLK6U  
Inj Date : 02-JUN-2005 11:02  
Operator : SB SRC: SB Inst ID: V6.i  
Smp Info : ,MB-18359,VBLK6U  
Misc Info : ,2  
Comment :  
Method : \\AVOGADRO\ORGANICS\organic\voa\V6.i\050602.B\v6clp4s.m  
Meth Date : 18-Jun-2005 11:11 mtl Quant Type: ISTD  
Cal Date : 02-JUN-2005 09:37 Cal File: V6D6391.D  
Als bottle: 3 QC Sample: BLANK  
Dil Factor: 1.00000  
Integrator: HP RTE Compound Sublist: CLP4.sub  
Target Version: 4.03  
Processing Host: TARGET5

- NO TENTATIVELY IDENTIFIED COMPOUNDS -

1A  
VOLATILE ORGANICS ANALYSIS DATA SHEET

EPA SAMPLE NO.

VBK6T

Lab Name: MITKEM CORPORATION Contract: \_\_\_\_\_

Lab Code: MITKEM Case No.: \_\_\_\_\_ SAS No.: \_\_\_\_\_ SDG No.: MD0603

Matrix: (soil/water) WATER Lab Sample ID: MB-18358

Sample wt/vol: 5.000 (g/mL) ML Lab File ID: V6D6392

Level: (low/med) LOW Date Received: \_\_\_\_\_

% Moisture: not dec. \_\_\_\_\_ Date Analyzed: 06/02/05

GC Column: DB-624 ID: 0.25 (mm) Dilution Factor: 1.0

Soil Extract Volume: \_\_\_\_\_ (uL) Soil Aliquot Volume: \_\_\_\_\_ (uL)

CONCENTRATION UNITS:  
(ug/L or ug/Kg) UG/L Q

CAS NO.	COMPOUND		
75-71-8	Dichlorodifluoromethane	10	U
74-87-3	Chloromethane	10	U
75-01-4	Vinyl Chloride	10	U
74-83-9	Bromomethane	10	U
75-00-3	Chloroethane	10	U
75-69-4	Trichlorofluoromethane	10	U
75-35-4	1,1-Dichloroethene	10	U
76-13-1	1,1,2-Trichloro-1,2,2-trifluoroethane	10	U
67-64-1	Acetone	10	U
75-15-0	Carbon Disulfide	10	U
79-20-9	Methyl Acetate	10	U
75-09-2	Methylene Chloride	10	U
156-60-5	trans-1,2-Dichloroethene	10	U
1634-04-4	Methyl tert-Butyl Ether	10	U
75-34-3	1,1-Dichloroethane	10	U
156-59-2	cis-1,2-Dichloroethene	10	U
78-93-3	2-Butanone	10	U
67-66-3	Chloroform	10	U
71-55-6	1,1,1-Trichloroethane	10	U
110-82-7	Cyclohexane	10	U
56-23-5	Carbon Tetrachloride	10	U
71-43-2	Benzene	10	U
107-06-2	1,2-Dichloroethane	10	U

1B  
VOLATILE ORGANICS ANALYSIS DATA SHEET

EPA SAMPLE NO.

VBK6T

Lab Name: MITKEM CORPORATION Contract: \_\_\_\_\_

Lab Code: MITKEM Case No.: \_\_\_\_\_ SAS No.: \_\_\_\_\_ SDG No.: MD0603

Matrix: (soil/water) WATER Lab Sample ID: MB-18358

Sample wt/vol: 5.000 (g/mL) ML Lab File ID: V6D6392

Level: (low/med) LOW Date Received: \_\_\_\_\_

% Moisture: not dec. \_\_\_\_\_ Date Analyzed: 06/02/05

GC Column: DB-624 ID: 0.25 (mm) Dilution Factor: 1.0

Soil Extract Volume: \_\_\_\_\_ (uL) Soil Aliquot Volume: \_\_\_\_\_ (uL)

CONCENTRATION UNITS:  
(ug/L or ug/Kg) UG/L Q

CAS NO. COMPOUND

79-01-6	Trichloroethene	10	U
108-87-2	Methylcyclohexane	10	U
78-87-5	1,2-Dichloropropane	10	U
75-27-4	Bromodichloromethane	10	U
10061-01-5	cis-1,3-Dichloropropene	10	U
108-10-1	4-Methyl-2-Pentanone	10	U
108-88-3	Toluene	10	U
10061-02-6	trans-1,3-Dichloropropene	10	U
79-00-5	1,1,2-Trichloroethane	10	U
127-18-4	Tetrachloroethene	10	U
591-78-6	2-Hexanone	10	U
124-48-1	Dibromochloromethane	10	U
106-93-4	1,2-Dibromoethane	10	U
108-90-7	Chlorobenzene	10	U
100-41-4	Ethylbenzene	10	U
1330-20-7	Xylene (Total)	10	U
100-42-5	Styrene	10	U
75-25-2	Bromoform	10	U
98-82-8	Isopropylbenzene	10	U
79-34-5	1,1,2,2-Tetrachloroethane	10	U
541-73-1	1,3-Dichlorobenzene	10	U
106-46-7	1,4-Dichlorobenzene	10	U
95-50-1	1,2-Dichlorobenzene	10	U
96-12-8	1,2-Dibromo-3-chloropropane	10	U
120-82-1	1,2,4-Trichlorobenzene	10	U

1F  
VOLATILE ORGANICS ANALYSIS DATA SHEET  
TENTATIVELY IDENTIFIED COMPOUNDS

EPA SAMPLE NO.

VELK6T

Lab Name: MITKEM CORPORATION Contract: \_\_\_\_\_

Lab Code: MITKEM Case No.: \_\_\_\_\_ SAS No.: \_\_\_\_\_ SDG No.: MD0603

Matrix: (soil/water) WATER Lab Sample ID: MB-18358

Sample wt/vol: 5.000 (g/mL) ML Lab File ID: V6D6392

Level: (low/med) LOW Date Received: \_\_\_\_\_

% Moisture: not dec. \_\_\_\_\_ Date Analyzed: 06/02/05

GC Column: DB-624 ID: 0.25 (mm) Dilution Factor: 1.0

Soil Extract Volume: \_\_\_\_\_ (uL) Soil Aliquot Volume: \_\_\_\_\_ (uL)

Number TICs found: 0

CONCENTRATION UNITS:  
(ug/L or ug/Kg) ug/L

CAS NUMBER	COMPOUND NAME	RT	EST. CONC.	Q
1.				
2.				
3.				
4.				
5.				
6.				
7.				
8.				
9.				
10.				
11.				
12.				
13.				
14.				
15.				
16.				
17.				
18.				
19.				
20.				
21.				
22.				
23.				
24.				
25.				
26.				
27.				
28.				
29.				
30.				



Data File: \\AVOGADRO\ORGANICS\organic\voa\W6.i\050602.B\W6D6392.D

Date : 02-JUN-2005 10:35

Client ID: VBLK6T

Sample Info: ,MB-18358,VBLK6T

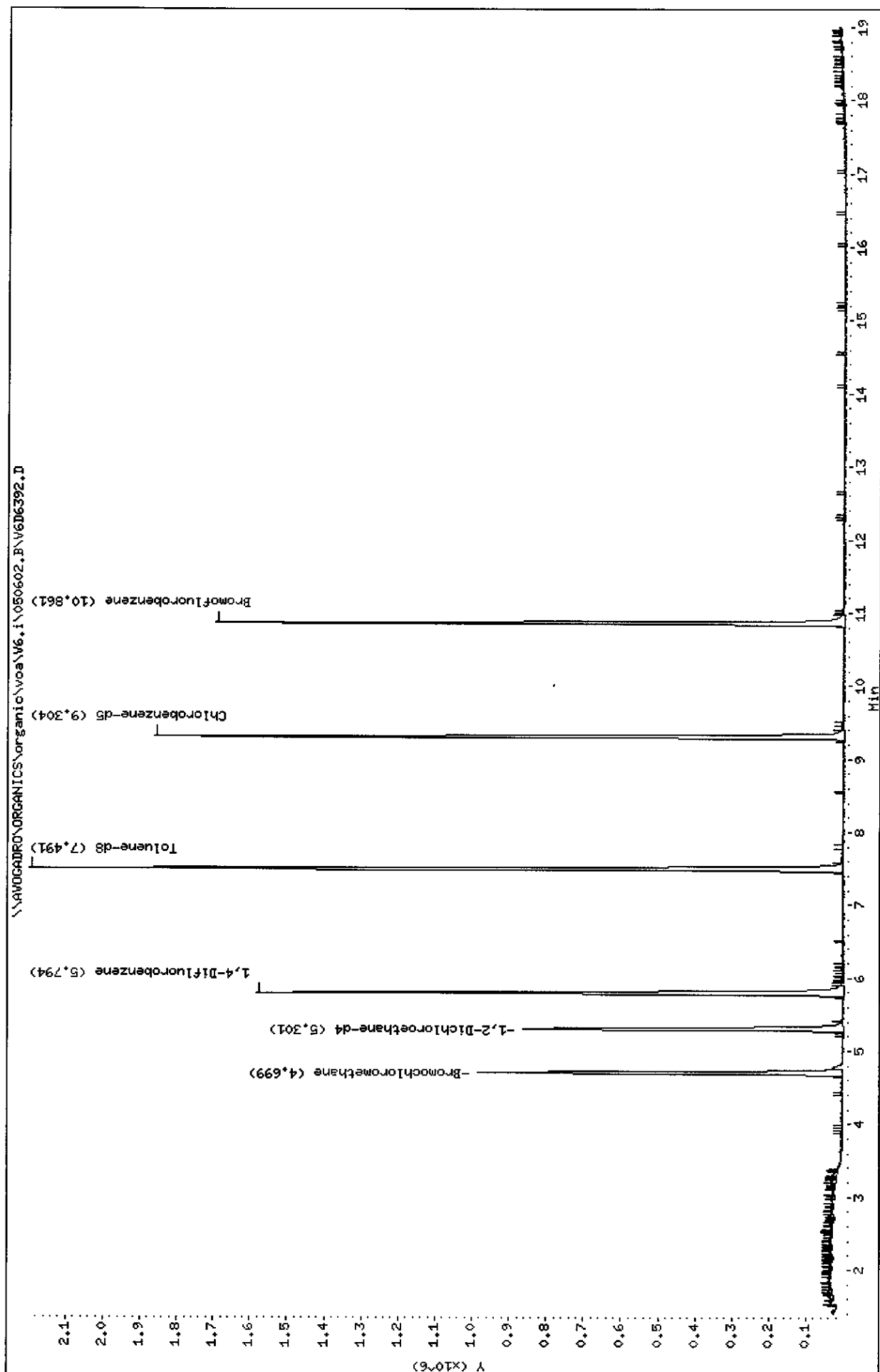
Purge Volume: 5.0

Column phase: DB-624

Instrument: V6.i

Operator: SB SRC: SB

Column diameter: 0.25



Data File: \\AVOGADRO\ORGANICS\organic\voa\V6.i\050602.B\V6D6392.D  
 Report Date: 21-Jun-2005 07:33

Mitkem Corporation

CLP OLM4.X - Water and Medium Soils

Data file : \\AVOGADRO\ORGANICS\organic\voa\V6.i\050602.B\V6D6392.D  
 Lab Smp Id: MB-18358 Client Smp ID: VBLK6T  
 Inj Date : 02-JUN-2005 10:35  
 Operator : SB SRC: SB Inst ID: V6.i  
 Smp Info : ,MB-18358,VBLK6T  
 Misc Info : ,2  
 Comment :  
 Method : \\AVOGADRO\ORGANICS\organic\voa\V6.i\050602.B\v6clp4s.m  
 Meth Date : 21-Jun-2005 07:32 mtl Quant Type: ISTD  
 Cal Date : 02-JUN-2005 09:37 Cal File: V6D6391.D  
 Als bottle: 2 QC Sample: BLANK  
 Dil Factor: 1.00000  
 Integrator: HP RTE Compound Sublist: CLP4.sub  
 Target Version: 4.03  
 Processing Host: TARGET7

Concentration Formula: Amt \* DF \* Uf \* 5/Vo

Name	Value	Description
DF	1.000	Dilution Factor
Uf	1.000	ng unit correction factor
Vo	5.000	Sample Volume purged (mL)

Compounds	QUANT SIG	RT	EXP RT	REL RT	RESPONSE	CONCENTRATIONS	
						ON-COLUMN ( ug/L)	FINAL ( ug/L)
* 18 Bromochloromethane	128	4.699	4.695	(1.000)	299792	50.0000	
\$ 23 1,2-Dichloroethane-d4	65	5.301	5.303	(1.128)	818573	49.2341	49
* 26 1,4-Difluorobenzene	114	5.794	5.796	(1.000)	1323413	50.0000	
\$ 33 Toluene-d8	98	7.491	7.493	(0.805)	1674338	50.8863	51
* 42 Chlorobenzene-d5	117	9.304	9.306	(1.000)	1270109	50.0000	
\$ 50 Bromofluorobenzene	95	10.861	10.857	(1.167)	645738	47.8358	48

KC

6/21/05

Data File: \\AVOGADRO\ORGANICS\organic\voa\V6.i\050602.B\V6D6392.D  
Report Date: 21-Jun-2005 07:33

Mitkem Corporation

CLP OLM4.X - Water and Medium Soils

Data file : \\AVOGADRO\ORGANICS\organic\voa\V6.i\050602.B\V6D6392.D  
Lab Smp Id: MB-18358 Client Smp ID: VBLK6T  
Inj Date : 02-JUN-2005 10:35  
Operator : SB SRC: SB Inst ID: V6.i  
Smp Info : ,MB-18358,VBLK6T  
Misc Info : ,2  
Comment :  
Method : \\AVOGADRO\ORGANICS\organic\voa\V6.i\050602.B\v6clp4s.m  
Meth Date : 21-Jun-2005 07:32 mtl Quant Type: ISTD  
Cal Date : 02-JUN-2005 09:37 Cal File: V6D6391.D  
Als bottle: 2 QC Sample: BLANK  
Dil Factor: 1.00000  
Integrator: HP RTE Compound Sublist: CLP4.sub  
Target Version: 4.03  
Processing Host: TARGET7

- NO TENTATIVELY IDENTIFIED COMPOUNDS -

1A  
VOLATILE ORGANICS ANALYSIS DATA SHEET

EPA SAMPLE NO.

VHBLK6T

Lab Name: MITKEM CORPORATION Contract: \_\_\_\_\_

Lab Code: MITKEM Case No.: \_\_\_\_\_ SAS No.: \_\_\_\_\_ SDG No.: MD0603

Matrix: (soil/water) WATER Lab Sample ID: VHBLK6T

Sample wt/vol: 5.000 (g/mL) ML Lab File ID: V6D6398

Level: (low/med) LOW Date Received: 05/25/05

% Moisture: not dec. \_\_\_\_\_ Date Analyzed: 06/02/05

GC Column: DB-624 ID: 0.25 (mm) Dilution Factor: 1.0

Soil Extract Volume: \_\_\_\_\_ (uL) Soil Aliquot Volume: \_\_\_\_\_ (uL)

CONCENTRATION UNITS:  
(ug/L or ug/Kg) UG/L Q

CAS NO.	COMPOUND		
75-71-8	Dichlorodifluoromethane	10	U
74-87-3	Chloromethane	10	U
75-01-4	Vinyl Chloride	10	U
74-83-9	Bromomethane	10	U
75-00-3	Chloroethane	10	U
75-69-4	Trichlorofluoromethane	10	U
75-35-4	1,1-Dichloroethene	10	U
76-13-1	1,1,2-Trichloro-1,2,2-trifluoroethane	10	U
67-64-1	Acetone	10	U
75-15-0	Carbon Disulfide	10	U
79-20-9	Methyl Acetate	10	U
75-09-2	Methylene Chloride	10	U
156-60-5	trans-1,2-Dichloroethene	10	U
1634-04-4	Methyl tert-Butyl Ether	10	U
75-34-3	1,1-Dichloroethane	10	U
156-59-2	cis-1,2-Dichloroethene	10	U
78-93-3	2-Butanone	10	U
67-66-3	Chloroform	10	U
71-55-6	1,1,1-Trichloroethane	10	U
110-82-7	Cyclohexane	10	U
56-23-5	Carbon Tetrachloride	10	U
71-43-2	Benzene	10	U
107-06-2	1,2-Dichloroethane	10	U

1B  
VOLATILE ORGANICS ANALYSIS DATA SHEET

EPA SAMPLE NO.

VHBLK6T

Lab Name: MITKEM CORPORATION Contract: \_\_\_\_\_

Lab Code: MITKEM Case No.: \_\_\_\_\_ SAS No.: \_\_\_\_\_ SDG No.: MD0603

Matrix: (soil/water) WATER Lab Sample ID: VHBLK6T

Sample wt/vol: 5.000 (g/mL) ML Lab File ID: V6D6398

Level: (low/med) LOW Date Received: 05/25/05

% Moisture: not dec. \_\_\_\_\_ Date Analyzed: 06/02/05

GC Column: DB-624 ID: 0.25 (mm) Dilution Factor: 1.0

Soil Extract Volume: \_\_\_\_\_ (uL) Soil Aliquot Volume: \_\_\_\_\_ (uL)

CONCENTRATION UNITS:  
(ug/L or ug/Kg) UG/L Q

CAS NO.	COMPOUND		
79-01-6	Trichloroethene	10	U
108-87-2	Methylcyclohexane	10	U
78-87-5	1,2-Dichloropropane	10	U
75-27-4	Bromodichloromethane	10	U
10061-01-5	cis-1,3-Dichloropropene	10	U
108-10-1	4-Methyl-2-Pentanone	10	U
108-88-3	Toluene	10	U
10061-02-6	trans-1,3-Dichloropropene	10	U
79-00-5	1,1,2-Trichloroethane	10	U
127-18-4	Tetrachloroethene	10	U
591-78-6	2-Hexanone	10	U
124-48-1	Dibromochloromethane	10	U
106-93-4	1,2-Dibromoethane	10	U
108-90-7	Chlorobenzene	10	U
100-41-4	Ethylbenzene	10	U
1330-20-7	Xylene (Total)	10	U
100-42-5	Styrene	10	U
75-25-2	Bromoform	10	U
98-82-8	Isopropylbenzene	10	U
79-34-5	1,1,2,2-Tetrachloroethane	10	U
541-73-1	1,3-Dichlorobenzene	10	U
106-46-7	1,4-Dichlorobenzene	10	U
95-50-1	1,2-Dichlorobenzene	10	U
96-12-8	1,2-Dibromo-3-chloropropane	10	U
120-82-1	1,2,4-Trichlorobenzene	10	U

1F  
VOLATILE ORGANICS ANALYSIS DATA SHEET  
TENTATIVELY IDENTIFIED COMPOUNDS

EPA SAMPLE NO.

VHBLK6T

Lab Name: MITKEM CORPORATION Contract: \_\_\_\_\_

Lab Code: MITKEM Case No.: \_\_\_\_\_ SAS No.: \_\_\_\_\_ SDG No.: MD0603

Matrix: (soil/water) WATER Lab Sample ID: VHBLK6T

Sample wt/vol: 5.000 (g/mL) ML Lab File ID: V6D6398

Level: (low/med) LOW Date Received: 05/25/05

% Moisture: not dec. \_\_\_\_\_ Date Analyzed: 06/02/05

GC Column: DB-624 ID: 0.25 (mm) Dilution Factor: 1.0

Soil Extract Volume: \_\_\_\_\_ (uL) Soil Aliquot Volume: \_\_\_\_\_ (uL)

Number TICs found: 0

CONCENTRATION UNITS:  
(ug/L or ug/Kg) ug/L

CAS NUMBER	COMPOUND NAME	RT	EST. CONC.	Q
1.				
2.				
3.				
4.				
5.				
6.				
7.				
8.				
9.				
10.				
11.				
12.				
13.				
14.				
15.				
16.				
17.				
18.				
19.				
20.				
21.				
22.				
23.				
24.				
25.				
26.				
27.				
28.				
29.				
30.				

Data File: \\AVOCADRO\ORGANICS\voa\6.i\050602.B\6D6398.D

Date : 02-JUN-2005 14:09

Client ID: VHBLK6T

Sample Info: ,VHBLK6T,VHBLK6T

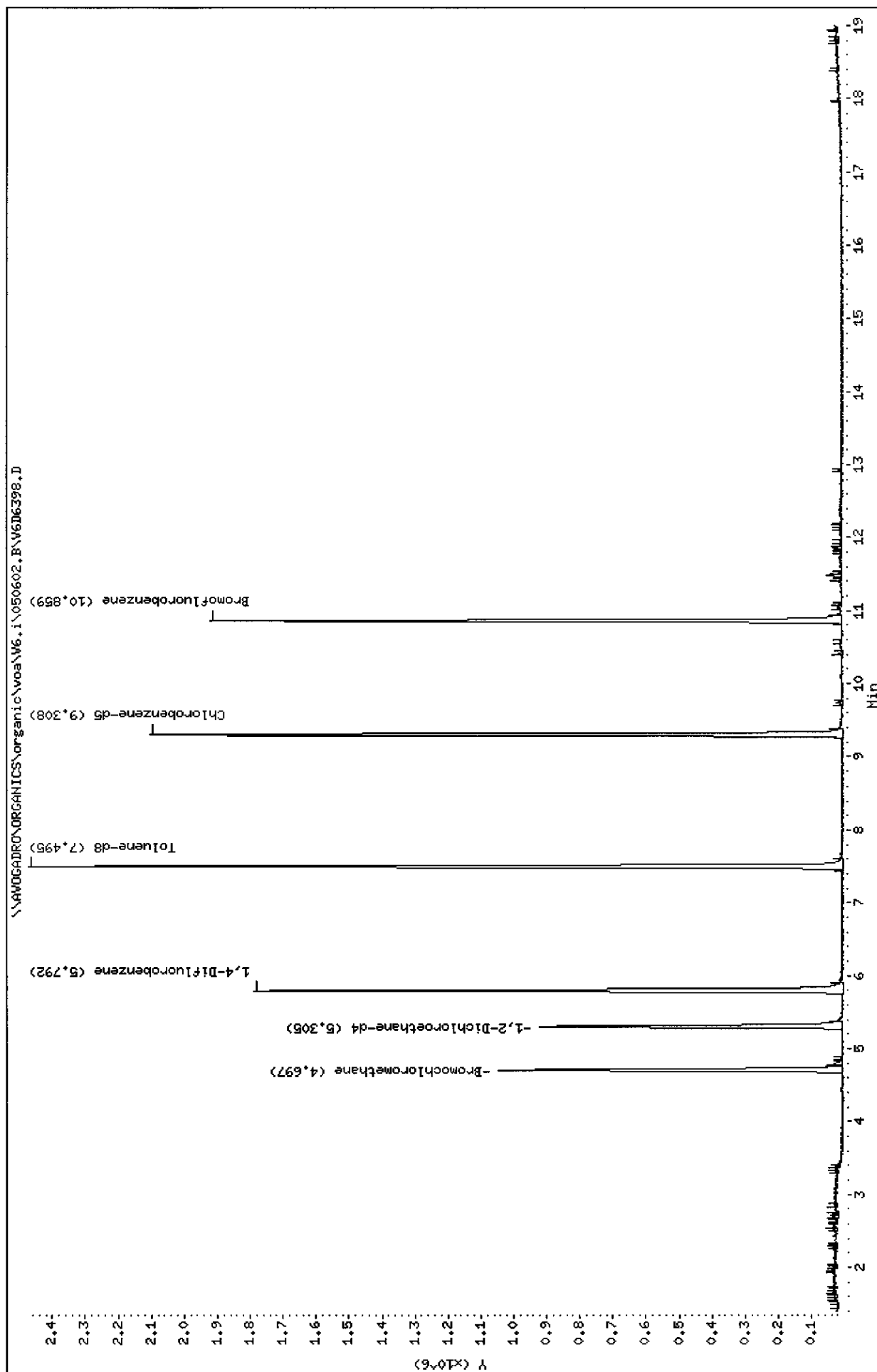
Purge Volume: 5.0

Column phase: DB-624

Instrument: V6.i

Operator: SB SRC: SB

Column diameter: 0.25



Data File: \\AVOGADRO\ORGANICS\organic\voa\V6.i\050602.B\V6D6398.D  
Report Date: 18-Jun-2005 11:12

Mitkem Corporation

CLP OLM4.X - Water and Medium Soils

Data file : \\AVOGADRO\ORGANICS\organic\voa\V6.i\050602.B\V6D6398.D  
Lab Smp Id: VHBLK6T Client Smp ID: VHBLK6T  
Inj Date : 02-JUN-2005 14:09  
Operator : SB SRC: SB Inst ID: V6.i  
Smp Info : ,VHBLK6T,VHBLK6T  
Misc Info : ,2  
Comment :  
Method : \\AVOGADRO\ORGANICS\organic\voa\V6.i\050602.B\v6clp4s.m  
Meth Date : 18-Jun-2005 11:11 mtl Quant Type: ISTD  
Cal Date : 02-JUN-2005 09:37 Cal File: V6D6391.D  
Als bottle: 3 QC Sample: BLANK ✓  
Dil Factor: 1.00000  
Integrator: HP RTE Compound Sublist: CLP4.sub  
Target Version: 4.03  
Processing Host: TARGET5

Concentration Formula: Amt \* DF \* Uf \* 5/Vo

Name	Value	Description
DF	1.000	Dilution Factor
Uf	1.000	ng unit correction factor
Vo	5.000	Sample Volume purged (mL)

Compounds	QUANT SIG							CONCENTRATIONS	
		MASS	RT	EXP RT	REL RT	RESPONSE		ON-COLUMN	FINAL
								( ug/L)	( ug/L)
* 18 Bromochloromethane	128		4.697	4.695	(1.000)	332873		50.0000	
\$ 23 1,2-Dichloroethane-d4	65		5.305	5.303	(1.130)	871118		47.1875	47
* 26 1,4-Difluorobenzene	114		5.792	5.796	(1.000)	1585784		50.0000	
\$ 33 Toluene-d8	98		7.495	7.493	(0.805)	1899005		49.0935	49
* 42 Chlorobenzene-d5	117		9.308	9.306	(1.000)	1493143		50.0000	
\$ 50 Bromofluorobenzene	95		10.859	10.857	(1.167)	729953		45.9971	46

AW  
6/18/05

K



Data File: \\AVOGADRO\ORGANICS\organic\voa\V6.i\050602.B\V6D6398.D  
Report Date: 18-Jun-2005 11:12

Mitkem Corporation

CLP OLM4.X - Water and Medium Soils

Data file : \\AVOGADRO\ORGANICS\organic\voa\V6.i\050602.B\V6D6398.D  
Lab Smp Id: VHBLK6T Client Smp ID: VHBLK6T  
Inj Date : 02-JUN-2005 14:09  
Operator : SB SRC: SB Inst ID: V6.i  
Smp Info : ,VHBLK6T,VHBLK6T  
Misc Info : ,2  
Comment :  
Method : \\AVOGADRO\ORGANICS\organic\voa\V6.i\050602.B\v6clp4s.m  
Meth Date : 18-Jun-2005 11:11 mtl Quant Type: ISTD  
Cal Date : 02-JUN-2005 09:37 Cal File: V6D6391.D  
Als bottle: 3 QC Sample: BLANK  
Dil Factor: 1.00000  
Integrator: HP RTE Compound Sublist: CLP4.sub  
Target Version: 4.03  
Processing Host: TARGET5

- NO TENTATIVELY IDENTIFIED COMPOUNDS -

1A  
VOLATILE ORGANICS ANALYSIS DATA SHEET

EPA SAMPLE NO.

V1NLCS

Lab Name: MITKEM CORPORATION Contract: \_\_\_\_\_

Lab Code: MITKEM Case No.: \_\_\_\_\_ SAS No.: \_\_\_\_\_ SDG No.: MD0603

Matrix: (soil/water) SOIL Lab Sample ID: LCS-18299

Sample wt/vol: 5.0 (g/mL) G Lab File ID: V1G7833

Level: (low/med) LOW Date Received: \_\_\_\_\_

% Moisture: not dec. \_\_\_\_\_ Date Analyzed: 05/27/05

GC Column: DB-624 ID: 0.25 (mm) Dilution Factor: 1.0

Soil Extract Volume: \_\_\_\_\_ (mL) Soil Aliquot Volume: \_\_\_\_\_ (uL)

CONCENTRATION UNITS:  
(ug/L or ug/Kg) UG/KG Q

CAS NO.	COMPOUND		
75-71-8	Dichlorodifluoromethane	10	U
74-87-3	Chloromethane	10	U
75-01-4	Vinyl Chloride	10	U
74-83-9	Bromomethane	10	U
75-00-3	Chloroethane	10	U
75-69-4	Trichlorofluoromethane	10	U
75-35-4	1,1-Dichloroethene	58	
76-13-1	1,1,2-Trichloro-1,2,2-trifluoroethane	10	U
67-64-1	Acetone	10	U
75-15-0	Carbon Disulfide	10	U
79-20-9	Methyl Acetate	10	U
75-09-2	Methylene Chloride	10	U
156-60-5	trans-1,2-Dichloroethene	10	U
1634-04-4	Methyl tert-Butyl Ether	10	U
75-34-3	1,1-Dichloroethane	10	U
156-59-2	cis-1,2-Dichloroethene	10	U
78-93-3	2-Butanone	10	U
67-66-3	Chloroform	10	U
71-55-6	1,1,1-Trichloroethane	10	U
110-82-7	Cyclohexane	10	U
56-23-5	Carbon Tetrachloride	10	U
71-43-2	Benzene	58	
107-06-2	1,2-Dichloroethane	10	U

1B  
VOLATILE ORGANICS ANALYSIS DATA SHEET

EPA SAMPLE NO.

V1NLCS

Lab Name: MITKEM CORPORATION Contract: \_\_\_\_\_

Lab Code: MITKEM Case No.: \_\_\_\_\_ SAS No.: \_\_\_\_\_ SDG No.: MD0603

Matrix: (soil/water) SOIL Lab Sample ID: LCS-18299

Sample wt/vol: 5.0 (g/mL) G Lab File ID: V1G7833

Level: (low/med) LOW Date Received: \_\_\_\_\_

% Moisture: not dec. \_\_\_\_\_ Date Analyzed: 05/27/05

GC Column: DB-624 ID: 0.25 (mm) Dilution Factor: 1.0

Soil Extract Volume: \_\_\_\_\_ (mL) Soil Aliquot Volume: \_\_\_\_\_ (uL)

CONCENTRATION UNITS:  
(ug/L or ug/Kg) UG/KG Q

CAS NO.	COMPOUND		
79-01-6	Trichloroethene	60	
108-87-2	Methylcyclohexane	10	U
78-87-5	1,2-Dichloropropane	10	U
75-27-4	Bromodichloromethane	10	U
10061-01-5	cis-1,3-Dichloropropene	10	U
108-10-1	4-Methyl-2-Pentanone	10	U
108-88-3	Toluene	59	
10061-02-6	trans-1,3-Dichloropropene	10	U
79-00-5	1,1,2-Trichloroethane	10	U
127-18-4	Tetrachloroethene	2	JB
591-78-6	2-Hexanone	10	U
124-48-1	Dibromochloromethane	10	U
106-93-4	1,2-Dibromoethane	10	U
108-90-7	Chlorobenzene	58	
100-41-4	Ethylbenzene	10	U
1330-20-7	Xylene (Total)	10	U
100-42-5	Styrene	10	U
75-25-2	Bromoform	10	U
98-82-8	Isopropylbenzene	10	U
79-34-5	1,1,2,2-Tetrachloroethane	10	U
541-73-1	1,3-Dichlorobenzene	10	U
106-46-7	1,4-Dichlorobenzene	10	U
95-50-1	1,2-Dichlorobenzene	10	U
96-12-8	1,2-Dibromo-3-chloropropane	10	U
120-82-1	1,2,4-Trichlorobenzene	10	U

Data File: \\AVOCADRO\ORGANICS\organic\voa\1.i\050527.B\167833.D

Date : 27-MAY-2005 11:28

Client ID: V1NLCS


Sample Info: ,LCS-18299,V1NLCS,18299,

Instrument: V1.i

Operator: LG/YD

Column diameter: 0.25

Column phase: DB-624



Mitkem Corporation

CLP OLM 3/4.X / ASP 95-1 Low Soil - Heated Purge  
Data file : \\AVOGADRO\ORGANICS\organic\voa\V1.i\050527.B\V1G7833.D  
Lab Smp Id: LCS-18299 Client Smp ID: V1NLCS  
Inj Date : 27-MAY-2005 11:28  
Operator : LG/YD Inst ID: V1.i  
Smp Info : ,LCS-18299,V1NLCS,18299,  
Misc Info :  
Comment :  
Method : \\AVOGADRO\ORGANICS\organic\voa\V1.i\050527.B\v1clp4h.m  
Meth Date : 18-Jun-2005 09:19 mtl Quant Type: ISTD  
Cal Date : 27-MAY-2005 10:13 Cal File: V1G7831.D  
Als bottle: 3 QC Sample: LCS  
Dil Factor: 1.00000  
Integrator: HP RTE Compound Sublist: CLP4.sub  
Target Version: 4.03  
Processing Host: TARGET5

Concentration Formula:  $\text{Amt} * \text{DF} * \text{Uf} * 5 / (\text{Ws} * (100 - \text{M}) / 100)$

Name	Value	Description
DF	1.000	Dilution Factor
Uf	1.000	ng unit correction factor
Ws	5.000	Weight of sample (g)
M	0.000	% Moisture (not decanted)

Compounds	QUANT SIG	RT	EXP RT	REL RT	RESPONSE	CONCENTRATIONS	
						ON-COLUMN	FINAL
	MASS					( ug/L)	(ug/Kg)
-----	----	==	=====	=====	-----	-----	-----
7 1,1-Dichloroethene ✓	96	3.651	3.651	(0.627)	296224	57.9055	58
* 18 Bromochloromethane	128	5.821	5.834	(1.000)	258667	50.0000	
\$ 23 1,2-Dichloroethane-d4	65	6.454	6.466	(1.109)	358839	52.6992	53
25 Benzene ✓	78	6.541	6.553	(0.939)	1758564	58.1585	58
* 26 1,4-Difluorobenzene	114	6.962	6.975	(1.000)	1326700	50.0000	
27 Trichloroethene ✓	130	7.285	7.285	(1.046)	436039	59.8762	60
\$ 33 Toluene-d8 ✓	98	8.736	8.736	(0.826)	1289011	50.9963	51
34 Toluene ✓	91	8.810	8.823	(0.833)	1580107	59.0783	59
37 Tetrachloroethene	164	9.517	9.530	(0.900)	8379	1.59248	2(a)
* 42 Chlorobenzene-d5 ✓	117	10.571	10.571	(1.000)	1069262	50.0000	
43 Chlorobenzene	112	10.608	10.608	(1.004)	1058916	58.4758	58
\$ 50 Bromofluorobenzene	95	12.022	12.022	(1.137)	473145	50.2291	50

6/18/05

Data File: \\AVOGADRO\ORGANICS\organic\voa\V1.i\050527.B\V1G7833.D  
Report Date: 18-Jun-2005 09:26

#### QC Flag Legend

a - Target compound detected but, quantitated amount  
Below Limit Of Quantitation(BLOQ).

1A  
VOLATILE ORGANICS ANALYSIS DATA SHEET

EPA SAMPLE NO.

V6ULCS

Lab Name: MITKEM CORPORATION Contract: \_\_\_\_\_

Lab Code: MITKEM Case No.: \_\_\_\_\_ SAS No.: \_\_\_\_\_ SDG No.: MD0603

Matrix: (soil/water) SOIL Lab Sample ID: LCS-18359

Sample wt/vol: 4.0(g/mL) G Lab File ID: V6D6395

Level: (low/med) MED Date Received: \_\_\_\_\_

% Moisture: not dec. \_\_\_\_\_ Date Analyzed: 06/02/05

GC Column: DB-624 ID: 0.25 (mm) Dilution Factor: 1.0

Soil Extract Volume: 10000 (uL) Soil Aliquot Volume: 100 (uL)

CONCENTRATION UNITS:  
(ug/L or ug/Kg) UG/KG Q

CAS NO. COMPOUND

75-71-8	Dichlorodifluoromethane	1300	U
74-87-3	Chloromethane	1300	U
75-01-4	Vinyl Chloride	1300	U
74-83-9	Bromomethane	1300	U
75-00-3	Chloroethane	1300	U
75-69-4	Trichlorofluoromethane	1300	U
75-35-4	1,1-Dichloroethene	6800	
76-13-1	1,1,2-Trichloro-1,2,2-trifluoroethane	1300	U
67-64-1	Acetone	1300	U
75-15-0	Carbon Disulfide	1300	U
79-20-9	Methyl Acetate	1300	U
75-09-2	Methylene Chloride	1300	U
156-60-5	trans-1,2-Dichloroethene	1300	U
1634-04-4	Methyl tert-Butyl Ether	1300	U
75-34-3	1,1-Dichloroethane	1300	U
156-59-2	cis-1,2-Dichloroethene	1300	U
78-93-3	2-Butanone	1300	U
67-66-3	Chloroform	1300	U
71-55-6	1,1,1-Trichloroethane	1300	U
110-82-7	Cyclohexane	1300	U
56-23-5	Carbon Tetrachloride	1300	U
71-43-2	Benzene	7300	
107-06-2	1,2-Dichloroethane	1300	U

1B  
VOLATILE ORGANICS ANALYSIS DATA SHEET

EPA SAMPLE NO.

V6ULCS

Lab Name: MITKEM CORPORATION Contract: \_\_\_\_\_

Lab Code: MITKEM Case No.: \_\_\_\_\_ SAS No.: \_\_\_\_\_ SDG No.: MD0603

Matrix: (soil/water) SOIL Lab Sample ID: LCS-18359

Sample wt/vol: 4.0 (g/mL) G Lab File ID: V6D6395

Level: (low/med) MED Date Received: \_\_\_\_\_

% Moisture: not dec. \_\_\_\_\_ Date Analyzed: 06/02/05

GC Column: DB-624 ID: 0.25 (mm) Dilution Factor: 1.0

Soil Extract Volume: 10000 (uL) Soil Aliquot Volume: 100 (uL)

CONCENTRATION UNITS:  
(ug/L or ug/Kg) UG/KG Q

CAS NO.	COMPOUND		
79-01-6	Trichloroethene	6800	
108-87-2	Methylcyclohexane	1300	U
78-87-5	1,2-Dichloropropane	1300	U
75-27-4	Bromodichloromethane	1300	U
10061-01-5	cis-1,3-Dichloropropene	1300	U
108-10-1	4-Methyl-2-Pentanone	1300	U
108-88-3	Toluene	7600	
10061-02-6	trans-1,3-Dichloropropene	1300	U
79-00-5	1,1,2-Trichloroethane	1300	U
127-18-4	Tetrachloroethene	1300	U
591-78-6	2-Hexanone	1300	U
124-48-1	Dibromochloromethane	1300	U
106-93-4	1,2-Dibromoethane	1300	U
108-90-7	Chlorobenzene	7600	
100-41-4	Ethylbenzene	1300	U
1330-20-7	Xylene (Total)	1300	U
100-42-5	Styrene	1300	U
75-25-2	Bromoform	1300	U
98-82-8	Isopropylbenzene	1300	U
79-34-5	1,1,2,2-Tetrachloroethane	1300	U
541-73-1	1,3-Dichlorobenzene	1300	U
106-46-7	1,4-Dichlorobenzene	1300	U
95-50-1	1,2-Dichlorobenzene	1300	U
96-12-8	1,2-Dibromo-3-chloropropane	1300	U
120-82-1	1,2,4-Trichlorobenzene	1300	U



Data File: \\AVOCADRO\ORGANICS\voa\6.i\050602.B\6D6395.D

Date : 02-JUN-2005 12:13

Client ID: V6ULCS


Sample Info: ,LCS-18359,V6ULCS

Column phase: DB-624

Instrument: V6.i

Operator: SB SRC: SB

Column diameter: 0.25



Data File: \\AVOGADRO\ORGANICS\organic\voa\V6.i\050602.B\V6D6395.D  
 Report Date: 21-Jun-2005 07:37

Mitkem Corporation

CLP OLM4.X - Water and Medium Soils

Data file : \\AVOGADRO\ORGANICS\organic\voa\V6.i\050602.B\V6D6395.D  
 Lab Smp Id: LCS-18359 Client Smp ID: V6ULCS  
 Inj Date : 02-JUN-2005 12:13  
 Operator : SB SRC: SB Inst ID: V6.i  
 Smp Info : ,LCS-18359,V6ULCS  
 Misc Info : ,2  
 Comment :  
 Method : \\AVOGADRO\ORGANICS\organic\voa\V6.i\050602.B\v6clp4s.m  
 Meth Date : 21-Jun-2005 07:32 mtl Quant Type: ISTD  
 Cal Date : 02-JUN-2005 09:37 Cal File: V6D6391.D  
 Als bottle: 5 QC Sample: LCS  
 Dil Factor: 1.00000  
 Integrator: HP RTE Compound Sublist: CLP4.sub  
 Target Version: 4.03  
 Processing Host: TARGET7

Concentration Formula:

$$\text{Amt} * \text{DF} * \text{Uf} * ((\text{Vt} + \text{Ws} * \text{M} / 100) * 5) / (\text{Va} * \text{Ws} * ((100 - \text{M}) / 100))$$

Name	Value	Description
DF	1.000	Dilution Factor
Uf	1.000	ng unit correction factor
Ws	4.000	Weight of sample extracted (g)
M	0.000	% Moisture (not decanted)
Vt	10000.000	Methanol extract volume (uL)
Va	100.000	Aliquot of methanol (uL)

Compounds	QUANT SIG				RESPONSE	CONCENTRATIONS	
	MASS	RT	EXP RT	REL RT		ON-COLUMN ( ug/L)	FINAL (ug/Kg)
7 1,1-Dichloroethene ✓	96	2.755	2.754	(0.586)	415702	54.1453	6800
* 18 Bromochloromethane	128	4.702	4.695	(1.000)	330637	50.0000	
\$ 23 1,2-Dichloroethane-d4	65	5.304	5.303	(1.128)	878454	47.9067	6000
25 Benzene ✓	78	5.377	5.376	(0.928)	2038629	58.7940	7300
* 26 1,4-Difluorobenzene	114	5.797	5.796	(1.000)	1554567	50.0000	
27 Trichloroethene ✓	130	6.088	6.088	(1.050)	612884	54.3548	6800
\$ 33 Toluene-d8 ✓	98	7.494	7.493	(0.805)	1798066	46.8669	5900
34 Toluene ✓	91	7.573	7.572	(0.814)	2380880	60.5108	7600
* 42 Chlorobenzene-d5 ✓	117	9.307	9.306	(1.000)	1480944	50.0000	
43 Chlorobenzene ✓	112	9.343	9.342	(1.004)	1739627	60.4604	7600
\$ 50 Bromofluorobenzene	95	10.864	10.857	(1.167)	709971	45.1065	5600

KL  
6/21/05

## MITKEM CORPORATION: Volatile Organics Low/Medium Level Soil Extraction Log

Date	Lab ID	Analysis	Initial Wt. (g)	Final Wt. (g)	Sample Wt. (g)	Extraction Volume (mL)	Sample Type	Solvent / Lot. #	Comments	Analyst
5/26/05	D0537-06C1MS	8260	30.22	36.20		5ml	A			SP
5/26/05	D0582-01C	OLM	N/A	N/A	6.1	5ml	B	H <sub>2</sub> O		LG
					5.1					
					5.9	LG 5/26/05				
					6.7	LG 5/26/05				
					5.9	LG 5/26/05				
	D0582-05C				5.1					
	D0603-01A				5.1					
5/26/05	D0603-02A	OLM	N/A	N/A	5.3	5ml	B	H <sub>2</sub> O		LG
5/27/05	D0582-01C	OLM	N/A	N/A	5.8	5ml	B	H <sub>2</sub> O		LG
					4.5					
	D0582-05C				5.6					
5/27/05	D0603-02A	OLM	N/A	N/A	6.2	5ml	B	H <sub>2</sub> O		LG
5/27/05	D0582-01C	8260	35.02	42.58	7.6	5ml	C			LG
5/27/05	D0582-02C	8260	34.93	42.55	7.6	5ml	C			LG
5/27/05	D0596-11C	8260	34.92	39.67	4.8	5ml	B		2-2	LG
5/27/05	D0596-13C	8260	34.57	39.15	4.6	5ml	B		2-2	LG

Sample Type: A. MeOH Pre-preserved; B. DI H<sub>2</sub>O/Freeze; C. NaHSO<sub>4</sub> Pre-preserved; D. Encore; E. Unpreserved Jars

Logbook ID: 90.0189-03/05

Reviewed By: KL 6/20/05

# MITKEM CORPORATION: Volatile Organics Low/Medium Level Soil Extraction Log

Date	Lab ID	Analysis	Initial Wt. (g)	Final Wt. (g)	Sample Wt. (g)	Extraction Volume (mL)	Sample Type	Solvent / Lot. #	Comments	Analyst
6/10/05	D0607-01C	8260	N/A	N/A	4.3	5ml	B	H <sub>2</sub> O		LG
6/1/05	D0603	61A OLM	n/a	n/a	5.1	5ml	E	MeOH/045550	Soil Jar	SB
	D0577	14D OLM	n/a	n/a	6.0	5ml/10ml	E	MeOH/045550	ENCORE	SB
	D0603	01A OLM	n/a	n/a	4.0	10ml	E	MeOH/045550		SB
6/02/05	D0608-06B	OLM	N/A	N/A	4.9	5ml	B	H <sub>2</sub> O		LG
					4.8					
					5.0					
					6.0					
					4.7					
					6.1					
					5.3					
					4.3					
					5.7					
					4.4					
					5.2					
6/02/05	D0608-15B	OLM	N/A	N/A	4.9	5ml	B	H <sub>2</sub> O		LG

Sample Type: A. MeOH Pre-preserved; B. DI H<sub>2</sub>O/Freeze; C. NaHSO<sub>4</sub> Pre-preserved; D. Encore; E. Unpreserved Jars

Logbook ID: 90.0189-03/05

Reviewed By: KL 6/20/05

## ***Percent Moisture and Percent Solids Report***

<i><b>Mitkem Sample ID</b></i>	<i><b>Client Sample ID</b></i>	<i><b>Analyzed</b></i>	<i><b>Percent Moisture</b></i>	<i><b>Percent Solids</b></i>	<i><b>Validated</b></i>
<i>D0603-01A</i>	<i>B-8 (4.0')</i>	06/13/2005	32	68	Yes
<i>D0603-02A</i>	<i>B-11 (3.0')</i>	06/13/2005	24	76	Yes

Instrument V 1  
Injection Log

Mitekem Corporation  
Volatiles Laboratory

METHOD: ~~OLAT~~ VICLP4H

CAL ID: VN050520 C (STD)

ANALYST: LG

INITIAL CAL: 5/23/05

IS/SS ID: VN050520 A (IS)

DATE: 5/23/05

VN050520 B (SS)

COMMENTS:

DATE PRINTED: \_\_\_\_\_

DATE LOADED: \_\_\_\_\_

AS #	FILE	MITKEM ID	CLIENT ID	SAMPLE SIZE	DIL	COMMENTS	IS	SS	pH
	VIG77	50	BFB17	BFB17	2 µl	-	OK		
		51	VST05017	VST05017	5 ml	-	OK	✓	✓
		52	VST01017	VST01017		-	OK	✓	✓
		53	VST20017	VST20017		-	OK	✓	✓
		54	VST10017	VST10017		-	OK	✓	✓
	VIG77	55	VST02017	VST02017	5 ml	-	OK	✓	✓

OLM43 SOIL  
ICAL

LG  
5/24/05

Instrument V 1  
Injection Log

Mitkem Corporation  
Volatiles Laboratory

METHOD: VICLP4H

CAL ID: VN050520C (STD) ANALYST: LG

INITIAL CAL: 5/23/05

IS/SS ID: VN050520A (IS) DATE: 5/26/05

VN050520B (SS)

COMMENTS:

DATE PRINTED: \_\_\_\_\_

DATE LOADED: \_\_\_\_\_

AS #	FILE	MITKEM ID	CLIENT ID	SAMPLE SIZE	DIL	COMMENTS	IS	SS	pH	
	VIG78	10	BFBIM	BFBIM	2ul	-	OK (10:22)			
		11	VSTD0501M	VSTD0501M	5ul	-	OK	✓	✓	
		12	MB-18283	VBLKIM	↓	-	OK	✓	✓	
		13	LCS-18283	VIMLCS	5ml	-	OK	✓	✓	
		14	D0577-05CE	SO05RE	4,2	-	OK NO MORE JAILS	#1-3	#2	↑
		15	↓ 06CE	SO05PRE	4,2	-	OK NO MORE JAILS	#1-3	#2-3	↓
		16	↓ 10C	SO09	6,4	-	OK	✓	✓	
		17	D0577-16CE	SO15RE	6,1	-	OK NO MORE JAILS	#1-2	✓	
		18	D0582-01C	LC07-WC01	6,1	-	RR 1X	#1-3	✓	
		19	↓ 02C	LC07-WC02	5,1	-	OK	✓	✓	
		20	↓ 03C	LC08-WC03	5,9	-	RR 1X	#1-3	✓	
		21	↓ 04C	LC08-WC02	6,7	-	OK	✓	✓	
		22	D0582-05C	LC08-WC01	5,9	-	RR 1X	#1-3	✓	
		23	D0603-01A	B-840	5,1	-	RR ML, TCE 8642	✓	#3	↑
		24	D0603-02A	B-1120	5,3	-	RR 1X, CAYO (19:18)	✓	✓	
	VIG78	25	<del>FBK</del> VHBLKIM	<del>FBK</del> VHBLKIM	5ul	-	OK (19:49)	✓	✓	
<div>5/27/05</div>										

Instrument V 1  
Injection Log

Mitekem Corporation  
Volatiles Laboratory

METHOD: VICLP4H

CAL ID: VN050520C (STD)

ANALYST: LG

INITIAL CAL: 5/23/05

IS/SS ID: VN050520A (IS)  
VN050520B (SS)

DATE: 5/27/05

COMMENTS:

DATE PRINTED: \_\_\_\_\_

DATE LOADED: \_\_\_\_\_

AS #	FILE	MITKEM ID	CLIENT ID	SAMPLE SIZE	DIL	COMMENTS	IS	SS	pH	
	VIG78	30	BFBIN	BFBIN	2µl	-	OK (9:49)			
		31	VSTDOSDIN	VSTDOSDIN	5µl	-	OK	✓	✓	
		32	MB-18289	VBLKIN	↓	-	OK	✓	✓	
		33	LCS-18289	VINLCS	5µl	-	OK	✓	✓	
		34	DOS82 - OICRE	LG 5/27/05 LCOF-NCOIRE	5.8	-	RR 1X OK NO MORE JATES	✓	#1 ↑	
		35	↓	LG 5/27/05 LCO8-NCO3RE	4.5	-	RR 1X	✓	#1 ↑	
		36	DOS82 - OSCRE	LG 5/27/05 LCO8-NCOIRE	5.6	-	RR 1X	#1-3	✓	
		37	D0603 - ORA	B-1130	6.2	-	OK (13:45)	✓	✓	
	VIG78	38	IBLK VHBLKIN	IBLK VHBLKIN	5µl	-	OK (14:16)	✓	✓	
	VIG78	39	DOS82-OIC	LCOF-NCOI	4.9	-	OK	✓	✓	
		40	↓	OXRE	LCO8-NCO3RE	6.8	-	OK AS RE	#1-3	✓
	VIG78	41	DOS82-OSCRE	LCO8-NCOIRE	6.1	-	OK → RE (15:48)	#1-3	#1 ↑	
	VIG78	42	IBLK VHBLKIN	IBLK VHBLKIN	5µl	-	OK (16:18)	✓	✓	
			(SB) 6/2/05							
								</		



Date: 6/1/05

Instrument V 6  
Injection LogMitekem Corporation  
Volatiles Laboratory

METHOD: V6C1P4S

CAL ID: VW050601A - STD

ANALYST: (SB)

INITIAL CAL: 6/1/05

IS/SS ID: VW050601B - IS

ARCHIVE:

COMMENTS:

VW050601C - SS

AS #	FILE	MITKEM ID	CLIENT ID	SAMPLE SIZE	DIL	COMMENTS	IS	SS	pH
	V6D63 60	BFB6Q	BFB6Q	2ul	-	OK (09:42)			
	↓ 61	VSTD0506Q	VSTD0506Q	5ml	-				
	↓ 62	VSTD0106Q	VSTD0106Q	↓	-				
	↓ 63	VSTD2006Q	VSTD2006Q	↓	-	} OLIM AQ ICAL			
	↓ 64	VSTD1006Q	VSTD1006Q	↓	-				
	V6D63 65	VSTD0206Q	VSTD0206Q	5ml	-				
n/a (SB) 6/1/05									
COPY									
Original Documents Are Included in CEF _____									
Signed: _____ Date: _____									

Date: 6/2/05

## Instrument V 6 Injection Log

**Mitkem Corporation**  
**Volatiles Laboratory**

METHOD: V6 CIP4S

CAL ID: VW050601A- STD

ANALYST: SB

INITIAL CAL: 6/1/05

IS/SS ID: VWO50601B - 15

ARCHIVE:

**COMMENTS:**

VW050601C-SS

VWC50601D-LCS

VW050601E-1CV

AS #	FILE	MITKEM ID	CLIENT ID	SAMPLE SIZE	DIL	COMMENTS	IS	SS	pH		
	V6D63	90	BFB6T	BFB6T	2ul	-	OK (09:12)				
		91	VSTD0506T	VSTD0506T	5ul	-	OK				
		92	MB-18358	VBLK6T	5ul	-	OK	✓	✓		
		93	MB-18359	VBLK6U	100ul/5ul	-	OK	✓	✓		
		94	LCS-18358	V6TLCS	5ul	-	OK	✓	✓		
		95	LCS-18359	V6ULCS	100ul/5ul	-	OK	✓	✓		
		96	DO603-01A	B-840	↓	4	RR	✓	#3↑		
		97	DO603-01ADL	B-840 DL	100ul/5ul	2	OK (PCE: 68)	✓	✓		
		98	VHBLK6T	VHBLK6T	5ul	-	OK	✓	✓		
	✓	99	DO577-14DDL	SO13 DL	100ul/5ul	-	OK	✓	✓		
	V6D64	00	VHBLK6T	VHBLK6T	5ul	-	NOT USED - TICS	✓	✓		
		01	DO618-01A	MW-01		-	OK	✓	✓	<2	
		02	01AMS	MW-01MS		-	RR	✓	2+3 ↓		
		03	01AMSD	MW-01MSD		-	RR	✓	✓		
		04	02A	MW-03		-	RR 20X (PCE: 1442)	✓	✓		
		05	03A	MW-04		-	RR 20X (PCE: 1252)	✓	✓		
		06	04A	MW-05		-	RR 1X (PCE < 2)	✓	✓		
		07	05A	MW-06		-	RR 10X (PCE: 772)	✓	#2 ↓		
		08	06A	MW-07		-	RR 50X (PCE: 3196)	✓	✓	↓	
		09	DO618-07A	MW- PW-3		-	RR 200X (CIS 1-2 PCE 10,924)	✓	✓	<2	
		10	VHBLK6T	VHBLK6T		-	NOT USED - carryover	✓	#2↑		
		11	DO638-01A	G32-FHW-01-62		-	RR Possible carryover	✓	✓	<2	
		12	DO638-02A	G32-AQTB02-62	✓	-	RR (20:47)	✓	✓	<2	
	✓	V6D64	13	VHBLK6T	VHBLK6T	5ul	-	NOT USED (OTT) - Z1:14			
	<del>V6D64</del>	<del>14</del>									
NTA 6/3/05											

N/A (SA) 6/3/05

Logbook ID 90.0200-3/02

Reviewed By: *KC 6/24/08*

Logbook page: 0011

0011

## MITKEM CORPORATION: VOLATILES RECEIVING LOGBOOK

VOA Log-In Date	Workorder	Client	Sample Numbers	Relinquished By	Refrigerator ID	Comments
5/24/05	D0573	RTRC/CDM	13-14	LG	R4	
5/24/05	D0597	RTRC/02A	01-04	EL	R4	48hr tar
5/25/05	D0602	TRC	01-05	YD	R10	
↓	D0603	DAY	01-02	YD	R10	
↓	D0600	CH2M	01-18	YD	R10	
5/25/05	D0598	Maguire	01-02	YD	R10	
5/25/05	D0606	RTRC	01-02	EL	R4	(small really nasty)
5/26/05	D0607	DB	01-10	YD	R4	
5/26/05	D0609	DAY	06-17	YD	R4	
5/26/05	D0608	CH2M	01, 7-9, 11-13	YD	R4	
5-27-05	D0617	URS	01-09	JC	R10	
↓	D0618	DAY	01-10	JC	R10	
↓	D0620	Maguire	01	JC	R10	
5-27-05	D0622	Lincoln	01-03	JC	R10	
5-31-05	D0623	DAY	01-08	JH	R-10	01-07 series



\* Total Petroleum Hydrocarbons \*



## Analysis Report: Fuel Identification

Client: DAY  
Analysis: 310.13  
Matrix: Soil  
Extraction Date: 06/02/2005

<u>Lab ID</u>	<u>Client ID</u>	<u>Result</u>	<u>Analysis Date:</u>
D0603-01	B-8(4.0')	see below	06/07/2005

### Fuel Identification:

Sample D0603-01A contains resolved and unresolved peaks in the retention time ranges for a mixture of three petroleum products, two being typical Diesel Fuel and Motor Oil. The third product is in the range for a low boiling point product such as gasoline, but the pattern of resolved and unresolved peaks does not match the laboratory standard gasoline. The pattern is similar to kerosene or jet fuel, but appears to be in a lower boiling point range than these products.

Mitkem Corporation

Date: 14-Jun-05

Client: Day Environmental, Inc.  
Client Sample ID: B-840  
Lab ID: D0603-01

Project: Jamestown  
Collection Date: 05/23/05 09:54

Analyses	Result	Qual	RL	Units	DF	Date Analyzed	Batch ID
TOTAL PETROLEUM HYDROCARBONS (TPH) BY GC-FID			TPH_S				
Extractable Total Petroleum Hydrocarbon	250		18	mg/Kg	1	06/07/2005 09:30	18361
Surr: para-Terphenyl	81.3		64.7-104	%REC	1	06/07/2005 09:30	18361

Qualifiers: ND - Not Detected at the Reporting Limit  
J - Analyte detected below quantitation limits  
B - Analyte detected in the associated Method Blank  
DF - Dilution Factor

S - Spike Recovery outside accepted recovery limits  
R - RPD outside accepted recovery limits  
E - Value above quantitation range  
RL - Reporting Limit

Data File : O:\ORGANIC\SVOA\F1.I\0506\050606\F1E1491.D Vial: 45  
Acq On : 6-7-05 9:30:16 PM Operator: TT  
Sample : D0603-01A Inst : F1  
Misc : Multiplr: 1.00  
IntFile : AUTOINT1.E  
Quant Time: Jun 8 13:38 19105 Quant Results File: ET0209F.RES

Quant Method : O:\ORGANIC\SVOA\F1.I\QMETHODS\ET0209F.M (Chemstation Integrator)  
Title : TPH, ETPH, DRO, Fuel ID,  
Last Update : Tue Jun 07 13:09:46 2005  
Response via : Initial Calibration  
DataAcq Meth : ETPH-B.M

Volume Inj. : 1  
Signal Phase : DB-5MS  
Signal Info : 0.25

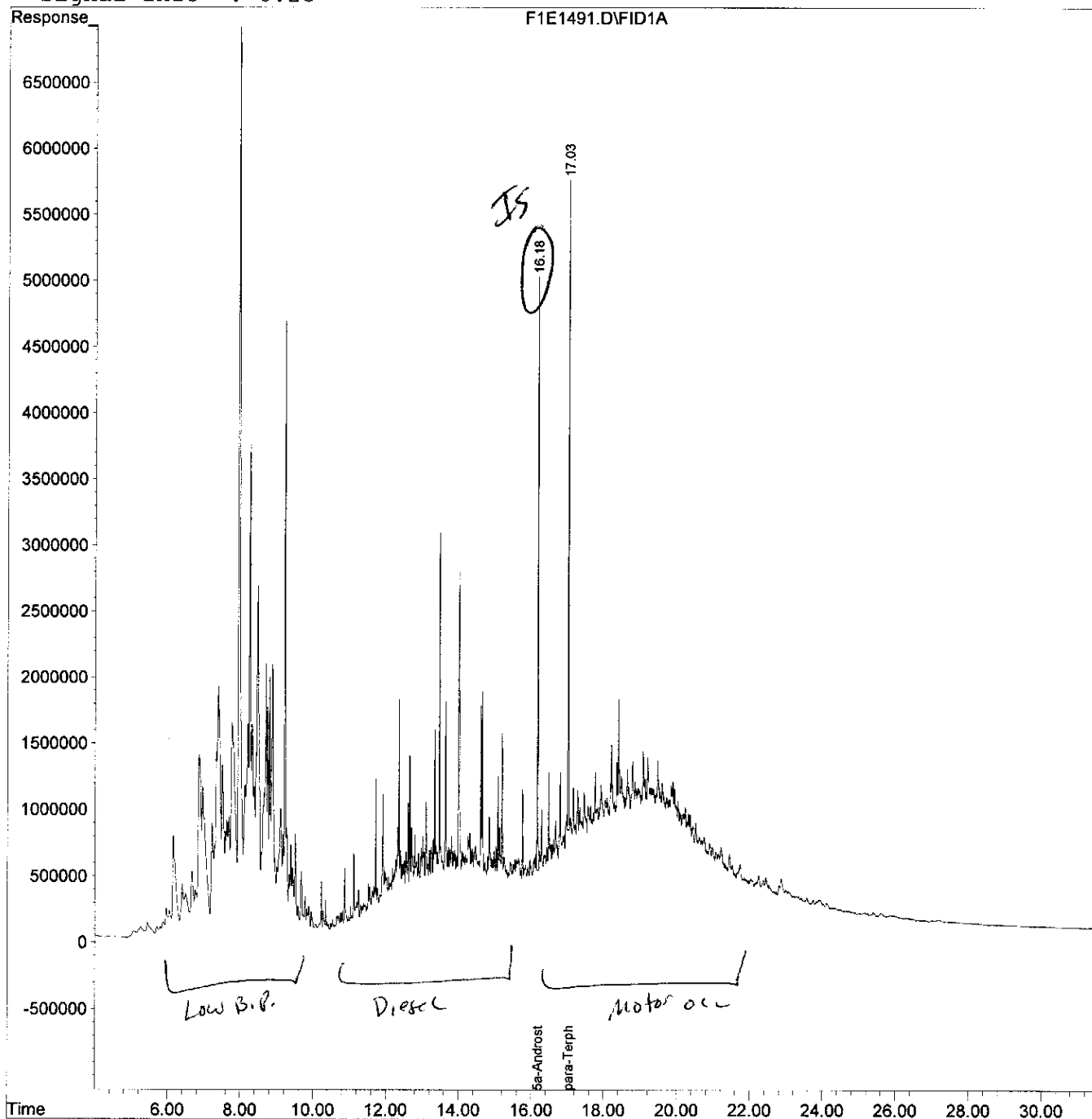
Compound	R.T.	Response	Conc Units
Internal Standards			
1) I 5a-Androstane	16.18	53054216	40.000 ug/mlm <sup>3</sup> 75 6/9/15
System Monitoring Compounds			
2) S para-Terphenyl	17.03	58530035	40.668 ug/mlm <sup>3</sup> 75 6/9/15
Spiked Amount 50.000	Recovery	=	81.34%
Target Compounds			
3) NONANE C9	0.00	0	N.D. ug/ml
4) DECANE C10	0.00	0	N.D. ug/ml
5) DODECANE C12	0.00	0	N.D. ug/ml
6) TETRADECANE C14	0.00	0	N.D. ug/ml
7) HEXADECANE C 16	0.00	0	N.D. ug/ml
8) OCTADECANE C18	0.00	0	N.D. ug/ml
9) NONADECANE C19	0.00	0	N.D. ug/ml
10) EICOSANE C20	0.00	0	N.D. ug/ml
11) DOCOSANE C22	0.00	0	N.D. ug/ml
12) TETRACOSANE C24	0.00	0	N.D. ug/ml
13) HEXACOSANE C26	0.00	0	N.D. ug/ml
14) OCTACOSANE C28	0.00	0	N.D. ug/ml
15) TRIACONTANE C30	0.00	0	N.D. ug/ml
16) HEXATRIACONTANE C36	0.00	0	N.D. ug/ml

# Quantitation Report

Data File : O:\ORGANIC\SVOA\F1.I\0506\050606\F1E1491.D Vial: 45  
Acq On : 6-7-05 9:30:16 PM Operator: TT  
Sample : D0603-01A Inst : F1  
Misc : Multiplr: 1.00  
IntFile : AUTOINT1.E  
Quant Time: Jun 8 13:38 19105 Quant Results File: ET0209F.RES

Quant Method : O:\ORGANIC\SVOA\F1.I\QMETHODS\ET0209F.M (Chemstation Integrator)  
Title : TPH, ETPH, DRO, Fuel ID,  
Last Update : Tue Jun 07 13:09:46 2005  
Response via : Multiple Level Calibration  
DataAcq Meth : ETPH-B.M

Volume Inj. : 1  
Signal Phase : DB-5MS  
Signal Info : 0.25

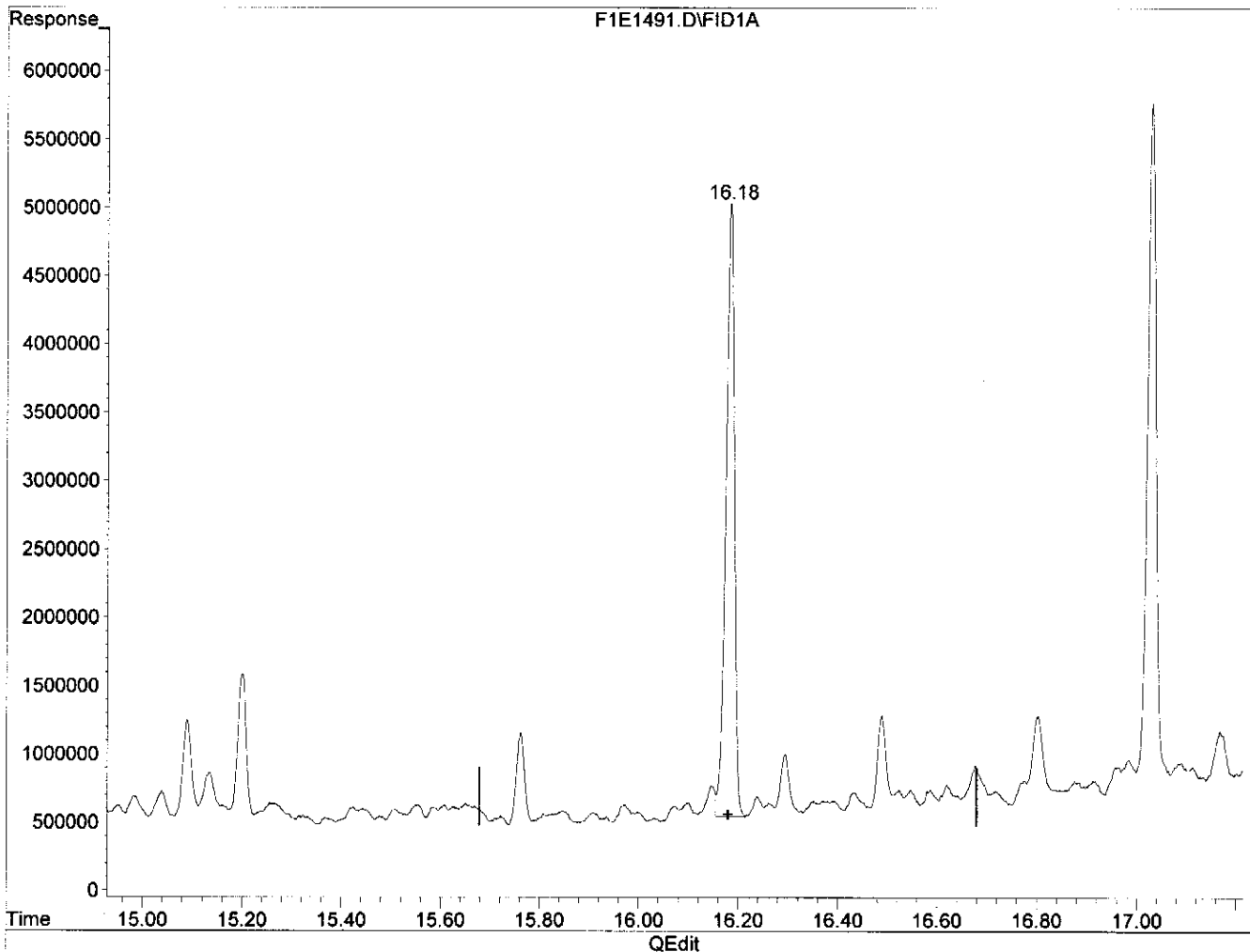




# Quantitation Report

Data File : O:\ORGANIC\SVOA\F1.I\0506\050606\F1E1491.D Vial: 45  
Acq On : 6-7-05 9:30:16 PM Operator: TT  
Sample : D0603-01A Inst : F1  
Misc : Multiplr: 1.00  
IntFile : AUTOINT1.E  
Quant Time: Jun 8 13:37 19105 Quant Results File: ET0209F.RES

Method : O:\ORGANIC\SVOA\F1.I\QMETHODS\ET0209F.M (Chemstation Integrator)  
Title : TPH, ETPH, DRO, Fuel ID,  
Last Update : Tue Jun 07 13:09:46 2005  
Response via : Multiple Level Calibration



(1) 5a-Androstane (I)

16.18min 40.000ug/ml m

response 53054216

75 6/9/5

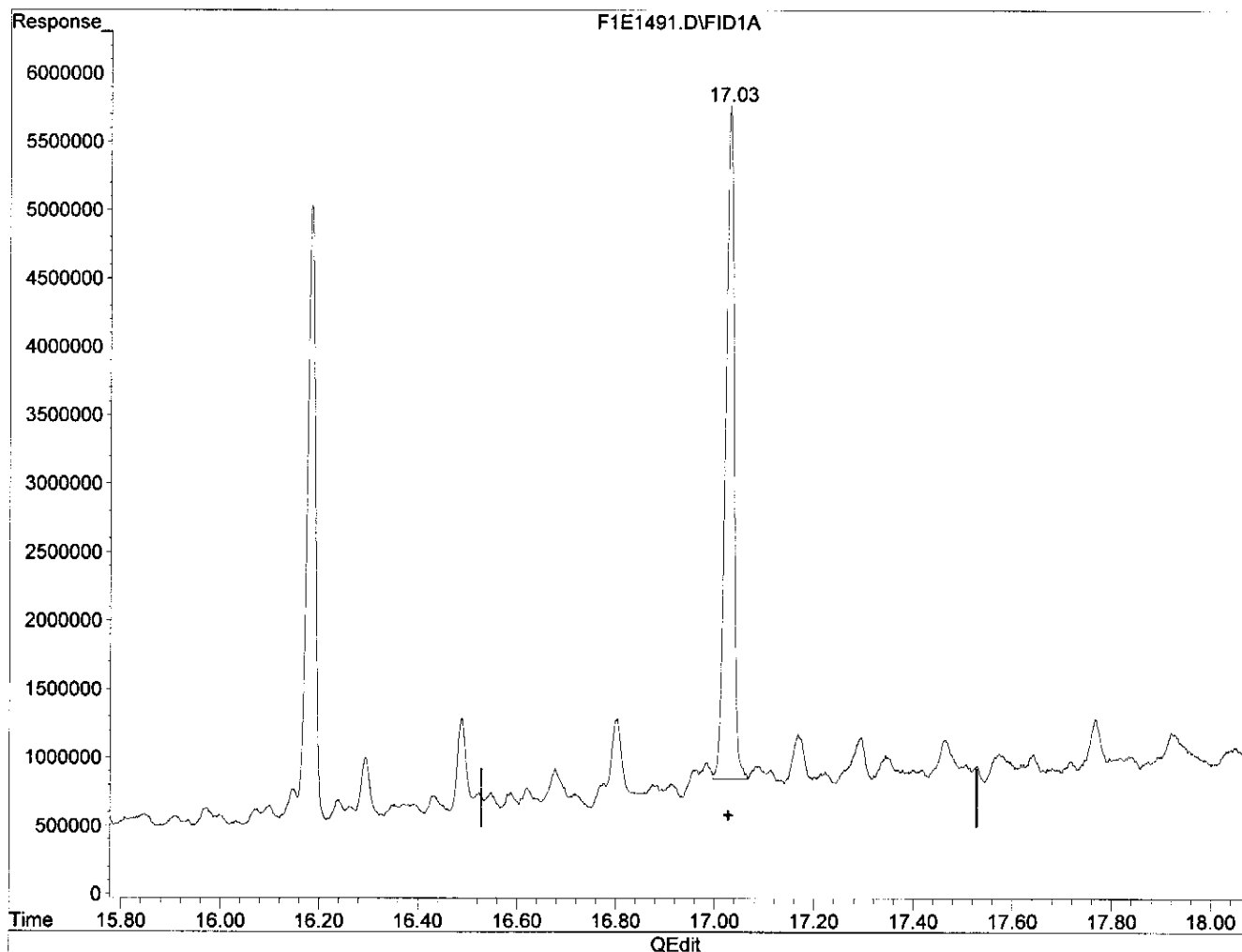
(+) = Expected Retention Time  
F1E1491.D ET0209F.M Wed Jun 08 13:38:03 2005

D

# Quantitation Report

Data File : O:\ORGANIC\SVOA\F1.I\0506\050606\F1E1491.D Vial: 45  
 Acq On : 6-7-05 9:30:16 PM Operator: TT  
 Sample : D0603-01A Inst : F1  
 Misc : Multiplr: 1.00  
 IntFile : AUTOINT1.E  
 Quant Time: Jun 8 13:37 19105 Quant Results File: ET0209F.RES

Method : O:\ORGANIC\SVOA\F1.I\QMETHODS\ET0209F.M (Chemstation Integrator)  
 Title : TPH, ETPH, DRO, Fuel ID,  
 Last Update : Tue Jun 07 13:09:46 2005  
 Response via : Multiple Level Calibration



(2) para-Terphenyl (S)  
 17.03min 40.668ug/ml m  
 response 58530035

*75 6/9/5*

# Area Percent Report

Data File : O:\ORGANIC\SVOA\F1.I\0506\050606\F1E1491.D Vial: 45  
 Acq On : 6-7-05 9:30:16 PM Operator: TT  
 Sample : D0603-01A Inst : F1  
 Misc : Multiplr: 1.00  
 IntFile : AUTOINT1.E

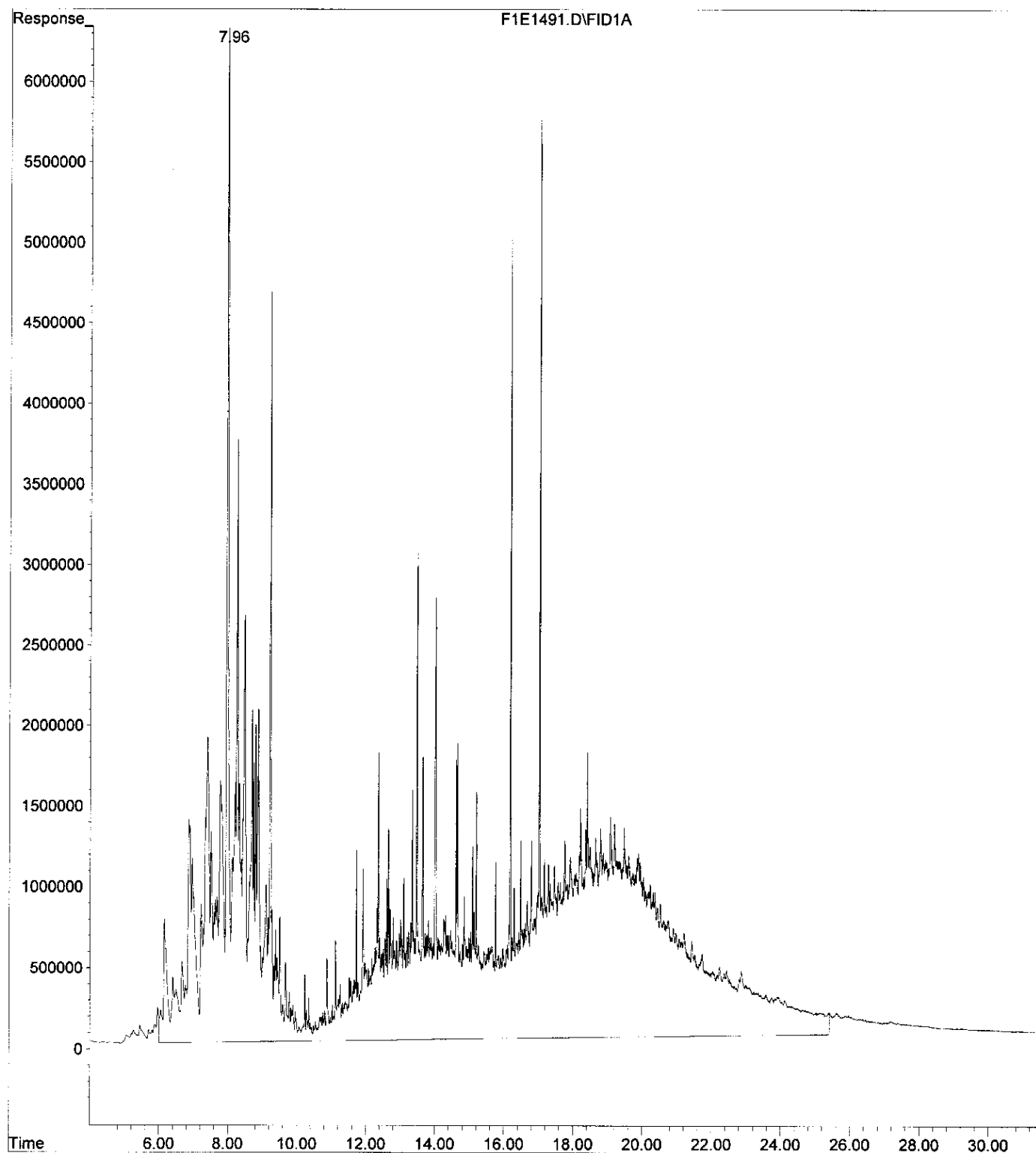
Method : O:\ORGANIC\SVOA\F1.I\QMETHODS\ET0209F.M (Chemstation Integrator)  
 Title : TPH, ETPH, DRO, Fuel ID,

Signal : F1E1491.D\FID1A

peak #	R.T. min	Start min	End min	PK TY	peak height	peak area	peak % max.	% of total
1	7.962	6.014	25.411		M6921656	7217966623	100.00%	100.000%
Sum of corrected areas:						7217966623		

F1E1491.D ET0209F.M Wed Jun 08 13:40:20 2005 D

File : O:\ORGANIC\SVOA\F1.I\0506\050606\F1E1491.D  
Operator : TT  
Acquired : 6-7-05 9:30:16 PM using AcqMethod ETPH-B.M  
Instrument : F1  
Sample Name: D0603-01A  
Misc Info :  
Vial Number: 45



FRONT COLUMN      Response Factors ETPH --- 02/09/05

	Level 1A	Level 1	Level 2	Level 3	Level 4	Level 5
Conc. (ug/ml)	2.5	25	50	100	200	400
5 $\alpha$ -Androstane	41,631,943	41,182,066	40,458,488	39,790,653	40,715,035	40,366,679
para-Terphenyl	2,845,145	26,759,907	52,552,838	114,800,604	224,099,212	437,321,177
Nonane C9	3,210,367	25,365,229	49,005,064	102,712,624	197,929,246	383,764,192
Decane C10	3,141,618	25,250,666	48,816,617	102,530,202	198,133,186	384,777,205
Dodecane C12	2,949,485	24,647,323	48,098,028	101,867,434	198,140,624	386,524,869
Tetradecane C14	2,821,514	24,812,506	48,529,205	102,496,833	199,115,126	387,916,136
Hexadecane C16	2,966,067	25,483,942	49,659,585	104,657,934	203,222,679	395,850,402
Octadecane C18	3,052,323	25,705,733	50,004,574	105,286,022	204,423,195	397,646,118
Nonadecane C19	3,082,330	25,989,628	50,479,415	106,077,351	205,976,756	400,419,680
Eicosane C20	3,156,746	26,261,776	51,003,334	107,155,085	207,989,071	404,477,973
Docosane C22	3,191,238	26,312,587	51,061,126	107,023,008	207,726,711	403,685,034
Tetracosane C24	3,138,493	26,255,421	51,073,413	107,332,243	208,556,870	405,236,280
Hexacosane C26	3,114,817	26,322,792	51,300,482	107,806,932	209,490,672	407,107,131
Octacosane C28	3,076,613	26,126,130	51,013,525	107,374,884	209,017,778	406,604,686
Triacontane C30	2,991,603	25,880,534	50,661,998	106,864,784	208,549,850	406,204,364
Hexatriacontane C36	2,817,198	24,275,238	48,429,383	103,610,708	203,708,937	398,305,575

RRF of C9-C36

1.1725

0.9954

0.9874

1.0575

1.0042

0.9853

Mean= 1.0337

Std. Dev= 0.0730

RSD(%)= 7.0608

RRF of C10-C28

1.1771

1.0001

0.9905

1.0597

1.0056

0.9865

Mean= 1.0366

Std. Dev= 0.0738

RSD(%)= 7.1160

## Response Factor Report F1

Method : C:\HPCHEM\1\QMETHODS\ET0209F.M (Chemstation Integrator)  
 Title : TPH, ETPH, DRO, Fuel ID,  
 Last Update : Wed Feb 09 10:38:46 2005

## Calibration Files

L1A =F1D8893.D L1 =F1D8895.D L2 =F1D8897.D  
 L3 =F1D8899.D L4 =F1D8901.D L5 =F1D8903.D

Compound		L1A	L1	L2	L3	L4	L5	Avg	%RSD
-----									
1) I	5a-Androstane	-----ISTD-----							
2) S	para-Terphenyl	1.093	1.040	1.039	1.154	1.101	1.083	1.085	3.96
3)	NONANE C9	1.234	0.985	0.969	1.033	0.972	0.951	1.024	10.40
4)	DECANE C10	1.207	0.981	0.965	1.031	0.973	0.953	1.018	9.46
5)	DODECANE C12	1.134	0.958	0.951	1.024	0.973	0.958	1.000	7.09
6)	TETRADECANE C14	1.084	0.964	0.960	1.030	0.978	0.961	0.996	5.10
7)	HEXADECANE C 16	1.140	0.990	0.982	1.052	0.998	0.981	1.024	6.13
8)	OCTADECANE C18	1.173	0.999	0.989	1.058	1.004	0.985	1.035	7.04
9)	NONADECANE C19	1.185	1.010	0.998	1.066	1.012	0.992	1.044	7.08
10)	EICOSANE C20	1.213	1.020	1.009	1.077	1.022	1.002	1.057	7.66
11)	DOCOSANE C22	1.226	1.022	1.010	1.076	1.020	1.000	1.059	8.13
12)	TETRACOSANE C24	1.206	1.020	1.010	1.079	1.024	1.004	1.057	7.35
13)	HEXACOSANE C26	1.197	1.023	1.014	1.084	1.029	1.009	1.059	6.86
14)	OCTACOSANE C28	1.182	1.015	1.009	1.079	1.027	1.007	1.053	6.53
15)	TRIACONTANE C30	1.150	1.006	1.002	1.074	1.024	1.006	1.044	5.61
16)	HEXATRIACONTANE C36	1.083	0.943	0.958	1.042	1.001	0.987	1.002	5.23

(#) = Out of Range

ET0209F.M

Wed Feb 09 10:40:03 2005

HPDOS9

Data File : C:\HPCHEM\1\DATA\FEB05\050208\F1D8893.D Vial: 1  
 Acq On : 2-8-05 14:37:29 PM Operator: TT  
 Sample : ETPH L1A Inst : F1  
 Misc : Multiplr: 1.00  
 IntFile : AUTOINT1.E  
 Quant Time: Feb 9 10:34 19105 Quant Results File: ET0209F.RES

Quant Method : C:\HPCHEM\1\QMETHODS\ET0209F.M (Chemstation Integrator)  
 Title : TPH, ETPH, DRO, Fuel ID,  
 Last Update : Wed Feb 09 10:32:12 2005  
 Response via : Initial Calibration  
 DataAcq Meth : ETPH-B.M

Volume Inj. : 1  
 Signal Phase : DB-5MS  
 Signal Info : 0.25

Compound	R.T.	Response	Conc Units	
Internal Standards				
1) I 5a-Androstane	16.26	41631943	40.000 ng	
System Monitoring Compounds				
2) S para-Terphenyl	17.09	2845145	2.631 ng	
Spiked Amount 50.000	Recovery	=	5.26%	
Target Compounds				
3) NONANE C9	6.34	3210367	3.183 ng	m3
4) DECANE C10	8.06	3141618	3.127 ng	
5) DODECANE C12	10.31	2949485	2.980 ng	
6) TETRADECANE C14	11.99	2821514	2.825 ng	
7) HEXADECANE C 16	13.42	2966067	2.902 ng	
8) OCTADECANE C18	14.69	3052323	2.966 ng	
9) NONADECANE C19	15.28	3082330	2.967 ng	
10) EICOSANE C20	15.84	3156746	3.007 ng	2/9/5"
11) DOCOSANE C22	16.88	3191238	3.037 ng	
12) TETRACOSANE C24	17.85	3138493	2.986 ng	
13) HEXACOSANE C26	18.73	3114817	2.950 ng	
14) OCTACOSANE C28	19.56	3076613	2.930 ng	
15) TRIACONTANE C30	20.49	2991603	2.869 ng	
16) HEXATRIACONTANE C36	25.57	2817198	2.827 ng	m3

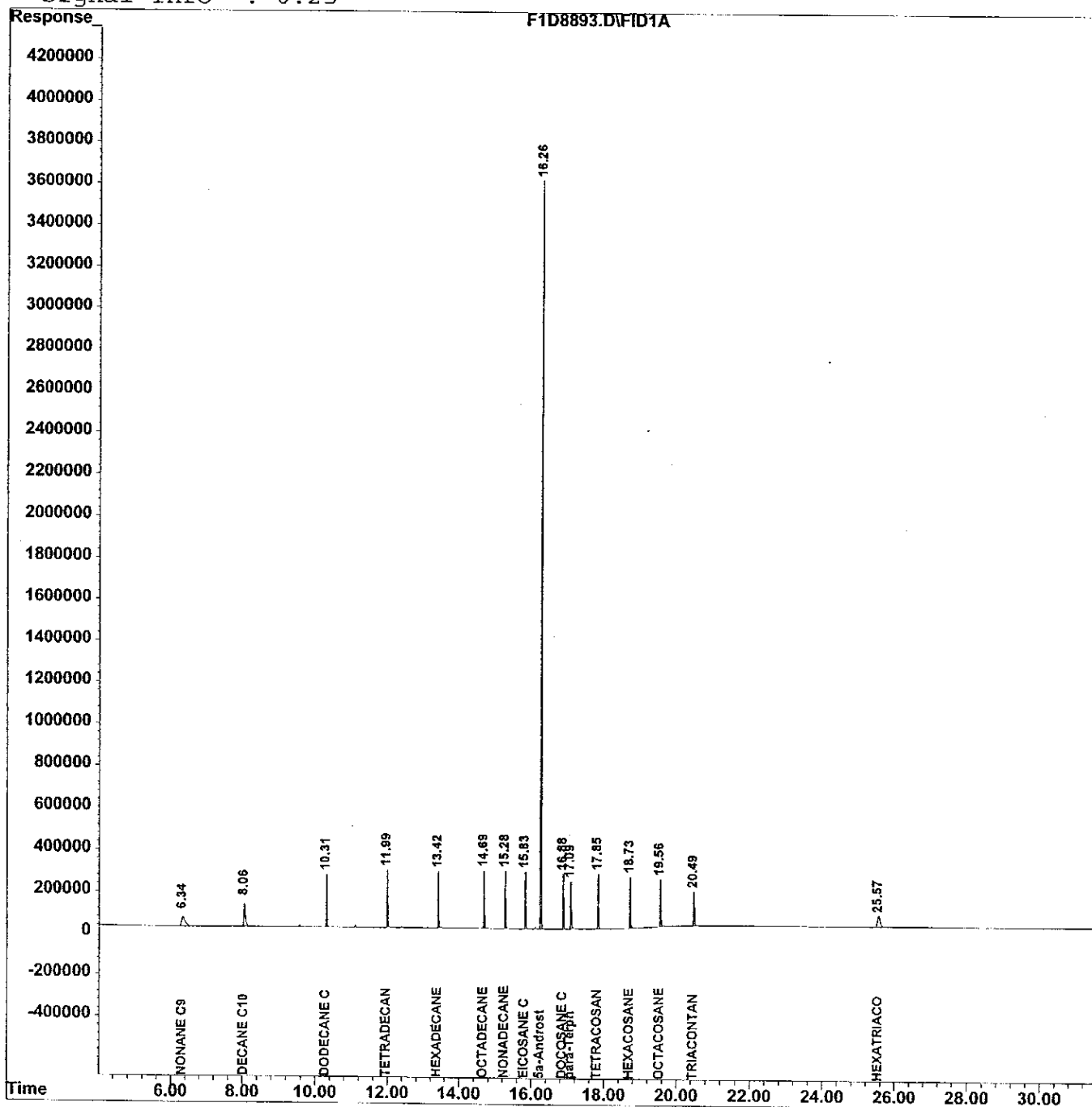
2/9/5"

# Quantitation Report

Data File : C:\HPCHEM\1\DATA\FEB05\050208\F1D8893.D Vial: 1  
 Acq On : 2-8-05 14:37:29 PM Operator: TT  
 Sample : ETPH L1A Inst : F1  
 Misc : Multiplr: 1.00  
 IntFile : AUTOINT1.E  
 Quant Time: Feb 9 10:34 19105 Quant Results File: ET0209F.RES

Quant Method : C:\HPCHEM\1\QMETHODS\ET0209F.M (Chemstation Integrator)  
 Title : TPH, ETPH, DRO, Fuel ID,  
 Last Update : Wed Feb 09 10:32:12 2005  
 Response via : Multiple Level Calibration  
 DataAcq Meth : ETPH-B.M

Volume Inj. : 1  
 Signal Phase : DB-5MS  
 Signal Info : 0.25





Data File : C:\HPCHEM\1\DATA\FEB05\050208\F1D8895.D Vial: 2  
 Acq On : 2-8-05 15:15:45 PM Operator: TT  
 Sample : ETPH L1 Inst : F1  
 Misc : Multiplr: 1.00  
 IntFile : AUTOINT1.E  
 Quant Time: Feb 9 10:35 19105 Quant Results File: ET0209F.RES

Quant Method : C:\HPCHEM\1\QMETHODS\ET0209F.M (Chemstation Integrator)  
 Title : TPH, ETPH, DRO, Fuel ID,  
 Last Update : Wed Feb 09 10:32:12 2005  
 Response via : Initial Calibration  
 DataAcq Meth : ETPH-B.M

Volume Inj. : 1  
 Signal Phase : DB-5MS  
 Signal Info : 0.25

Compound	R.T.	Response	Conc Units
Internal Standards			
1) I 5a-Androstane	16.26	41182066	40.000 ng
System Monitoring Compounds			
2) S para-Terphenyl	17.09	26759907	25.013 ng
Spiked Amount 50.000	Recovery	=	50.03%
Target Compounds			
3) NONANE C9	6.33	25365229	25.425 ng
4) DECANE C10	8.06	25250666	25.407 ng
5) DODECANE C12	10.31	24647323	25.172 ng
6) TETRADECANE C14	11.99	24812506	25.115 ng
7) HEXADECANE C 16	13.42	25483942	25.208 ng
8) OCTADECANE C18	14.69	25705733	25.252 ng
9) NONADECANE C19	15.28	25989628	25.290 ng
10) EICOSANE C20	15.84	26261776	25.293 ng
11) DOCOSANE C22	16.88	26312587	25.313 ng
12) TETRACOSANE C24	17.85	26255421	25.252 ng
13) HEXACOSANE C26	18.74	26322792	25.205 ng
14) OCTACOSANE C28	19.56	26126130	25.157 ng
15) TRIACONTANE C30	20.49	25880534	25.094 ng
16) HEXATRIACONTANE C36	25.58	24275238	24.622 ng

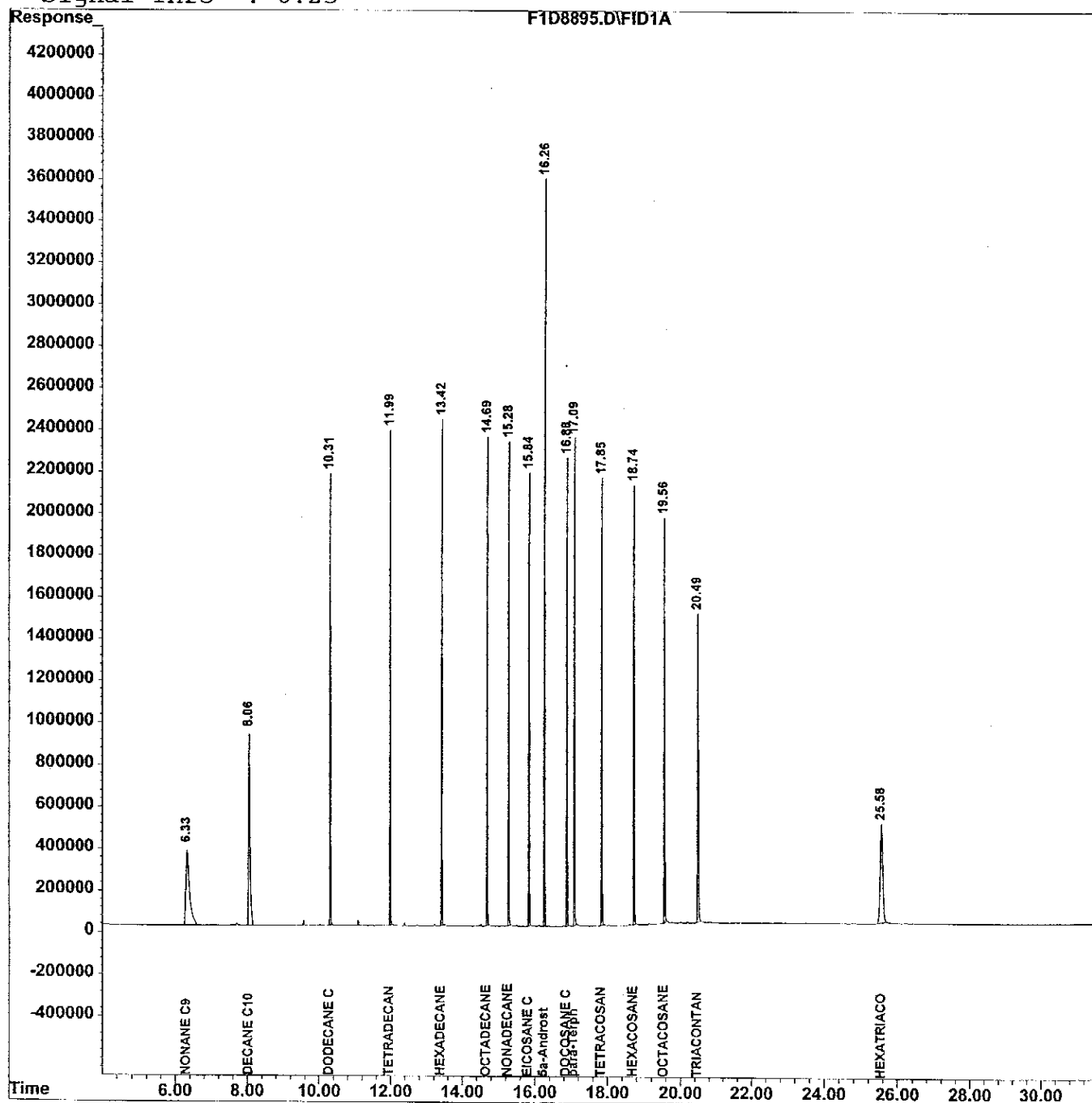
2/9/5

# Quantitation Report

Data File : C:\HPCHEM\1\DATA\FEB05\050208\F1D8895.D Vial: 2  
 Acq On : 2-8-05 15:15:45 PM Operator: TT  
 Sample : ETPH L1 Inst : F1  
 Misc : Multiplr: 1.00  
 IntFile : AUTOINT1.E  
 Quant Time: Feb 9 10:35 19105 Quant Results File: ET0209F.RES

Quant Method : C:\HPCHEM\1\QMETHODS\ET0209F.M (Chemstation Integrator)  
 Title : TPH, ETPH, DRO, Fuel ID,  
 Last Update : Wed Feb 09 10:32:12 2005  
 Response via : Multiple Level Calibration  
 DataAcq Meth : ETPH-B.M

Volume Inj. : 1  
 Signal Phase : DB-5MS  
 Signal Info : 0.25



Data File : C:\HPCHEM\1\DATA\FEB05\050208\F1D8897.D Vial: 3  
 Acq On : 2-8-05 15:53:55 PM Operator: TT  
 Sample : ETPH L2 Inst : F1  
 Misc : Multiplr: 1.00  
 IntFile : AUTOINT1.E  
 Quant Time: Feb 9 10:54 19105 Quant Results File: ET0209F.RES

Quant Method : C:\HPCHEM\1\QMETHODS\ET0209F.M (Chemstation Integrator)  
 Title : TPH, ETPH, DRO, Fuel ID,  
 Last Update : Wed Feb 09 10:53:34 2005  
 Response via : Initial Calibration  
 DataAcq Meth : ETPH-B.M

Volume Inj. : 1  
 Signal Phase : DB-5MS  
 Signal Info : 0.25

Compound	R.T.	Response	Conc Units
Internal Standards			
1) I 5a-Androstane	16.26	40458488	40.000 ng
System Monitoring Compounds			
2) S para-Terphenyl	17.09	52552838	50.000 ng
Spiked Amount 50.000	Recovery	=	100.00%
Target Compounds			
3) NONANE C9	6.33	49005064	50.000 ng
4) DECANE C10	8.06	48818617	50.000 ng
5) DODECANE C12	10.32	48098028	50.000 ng
6) TETRADECANE C14	11.99	48529205	50.000 ng
7) HEXADECANE C 16	13.42	49659585	50.000 ng
8) OCTADECANE C18	14.69	50004574	50.000 ng
9) NONADECANE C19	15.28	50479415	50.000 ng
10) EICOSANE C20	15.84	51003334	50.000 ng
11) DOCOSANE C22	16.89	51061126	50.000 ng
12) TETRACOSANE C24	17.85	51073413	50.000 ng
13) HEXACOSANE C26	18.74	51300482	50.000 ng
14) OCTACOSANE C28	19.57	51013525	50.000 ng
15) TRIACONTANE C30	20.49	50661998	50.000 ng
16) HEXATRIACONTANE C36	25.58	48429383	50.000 ng

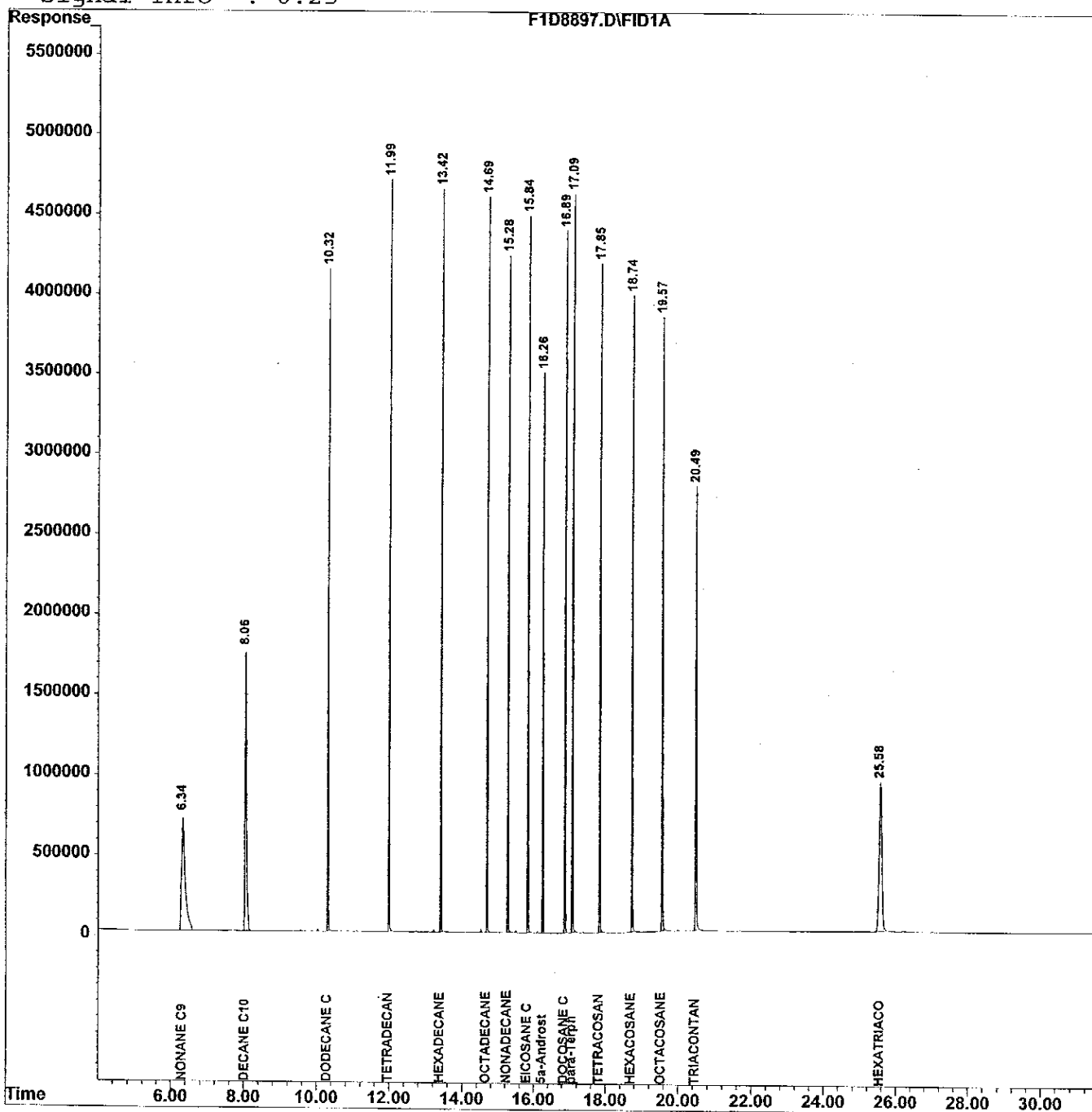
2/9/05

# Quantitation Report

Data File : C:\HPCHEM\1\DATA\FEB05\050208\F1D8897.D Vial: 3  
 Acq On : 2-8-05 15:53:55 PM Operator: TT  
 Sample : ETPH L2 Inst : F1  
 Misc : Multiplr: 1.00  
 IntFile : AUTOINT1.E  
 Quant Time: Feb 9 10:54 19105 Quant Results File: ET0209F.RES

Quant Method : C:\HPCHEM\1\QMETHODS\ET0209F.M (Chemstation Integrator)  
 Title : TPH, ETPH, DRO, Fuel ID,  
 Last Update : Wed Feb 09 10:53:34 2005  
 Response via : Multiple Level Calibration  
 DataAcq Meth : ETPH-B.M

Volume Inj. : 1  
 Signal Phase : DB-5MS  
 Signal Info : 0.25



Data File : C:\HPCHEM\1\DATA\FEB05\050208\F1D8899.D Vial: 4  
 Acq On : 2-8-05 16:32:12 PM Operator: TT  
 Sample : ETPH L3 Inst : F1  
 Misc : Multiplr: 1.00  
 IntFile : AUTOINT1.E  
 Quant Time: Feb 9 10:36 19105 Quant Results File: ET0209F.RES

Quant Method : C:\HPCHEM\1\QMETHODS\ET0209F.M (Chemstation Integrator)  
 Title : TPH, ETPH, DRO, Fuel ID,  
 Last Update : Wed Feb 09 10:32:12 2005  
 Response via : Initial Calibration  
 DataAcq Meth : ETPH-B.M

Volume Inj. : 1  
 Signal Phase : DB-5MS  
 Signal Info : 0.25

Compound	R.T.	Response	Conc Units
Internal Standards			
1) I 5a-Androstane	16.26	39790653	40.000 ng
System Monitoring Compounds			
2) S para-Terphenyl	17.10	114800604	111.057 ng
Spiked Amount 50.000	Recovery	=	222.11%
Target Compounds			
3) NONANE C9	6.34	102712624	106.557 ng
4) DECANE C10	8.06	102530202	106.774 ng
5) DODECANE C12	10.32	101867434	107.673 ng
6) TETRADECANE C14	12.00	102496833	107.376 ng
7) HEXADECANE C 16	13.43	104657934	107.144 ng
8) OCTADECANE C18	14.70	105286022	107.043 ng
9) NONADECANE C19	15.29	106077351	106.833 ng
10) EICOSANE C20	15.85	107155085	106.810 ng
11) DOCOSANE C22	16.90	107023008	106.558 ng
12) TETRACOSANE C24	17.86	107332243	106.840 ng
13) HEXACOSANE C26	18.75	107806932	106.838 ng
14) OCTACOSANE C28	19.57	107374884	107.008 ng
15) TRIACONTANE C30	20.50	106864784	107.239 ng
16) HEXATRIACONTANE C36	25.62	103610708	108.766 ng

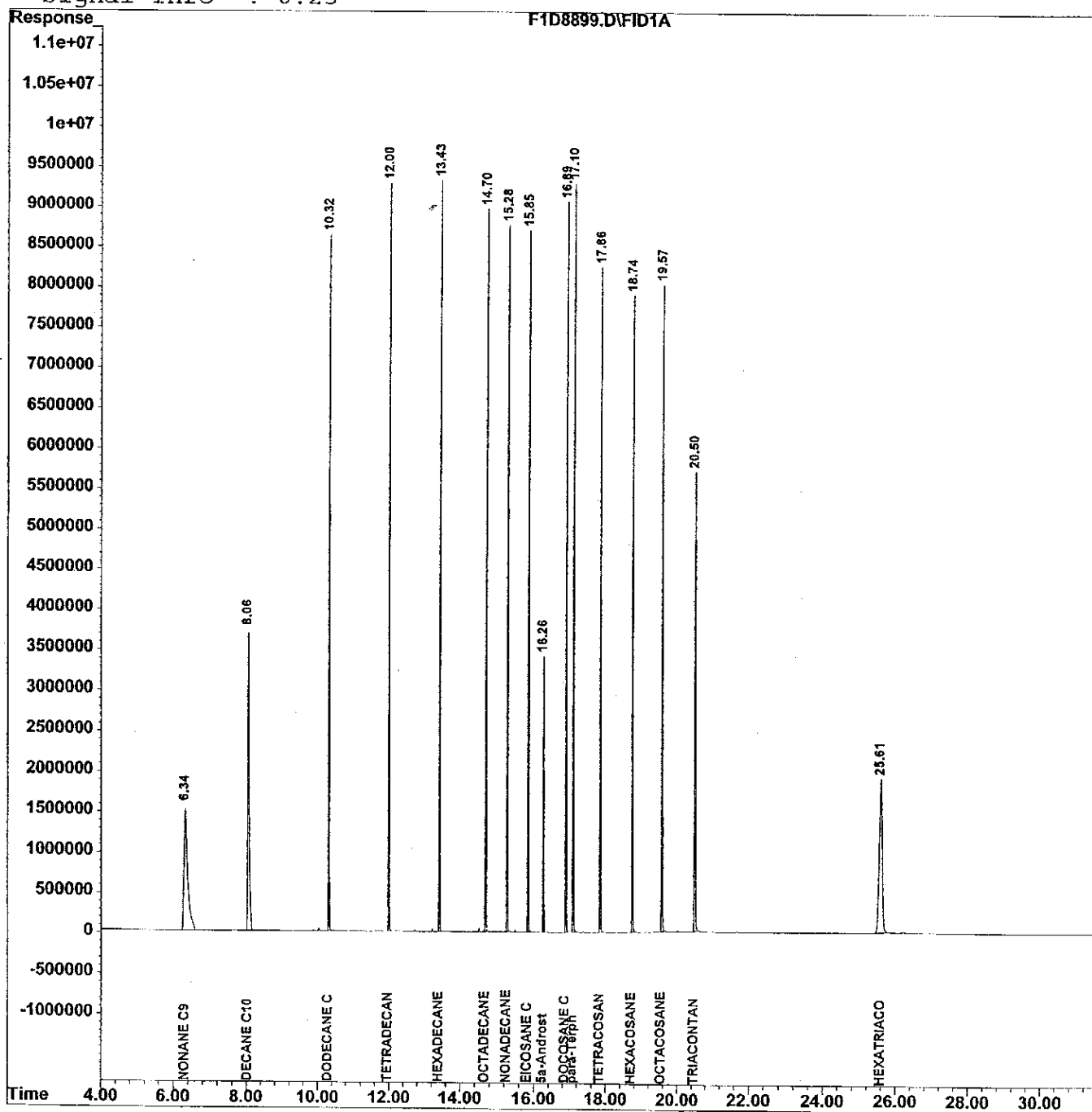
2/9/5 "

# Quantitation Report

Data File : C:\HPCHEM\1\DATA\FEB05\050208\F1D8899.D Vial: 4  
 Acq On : 2-8-05 16:32:12 PM Operator: TT  
 Sample : ETPH L3 Inst : F1  
 Misc : Multiplr: 1.00  
 IntFile : AUTOINT1.E  
 Quant Time: Feb 9 10:36 19105 Quant Results File: ET0209F.RES

Quant Method : C:\HPCHEM\1\QMETHODS\ET0209F.M (Chemstation Integrator)  
 Title : TPH, ETPH, DRO, Fuel ID,  
 Last Update : Wed Feb 09 10:32:12 2005  
 Response via : Multiple Level Calibration  
 DataAcq Meth : ETPH-B.M

Volume Inj. : 1  
 Signal Phase : DB-5MS  
 Signal Info : 0.25



Data File : C:\HPCHEM\1\DATA\FEB05\050208\F1D8901.D Vial: 5  
Acq On : 2-8-05 17:10:27 PM Operator: TT  
Sample : ETPH L4 Inst : F1  
Misc : Multiplr: 1.00  
IntFile : AUTOINT1.E  
Quant Time: Feb 9 10:37 19105 Quant Results File: ET0209F.RES

Quant Method : C:\HPCHEM\1\QMETHODS\ET0209F.M (Chemstation Integrator)  
Title : TPH, ETPH, DRO, Fuel ID,  
Last Update : Wed Feb 09 10:32:12 2005  
Response via : Initial Calibration  
DataAcq Meth : ETPH-B.M

Volume Inj. : 1  
Signal Phase : DB-5MS  
Signal Info : 0.25

Compound	R.T.	Response	Conc Units
Internal Standards			
1) I 5a-Androstane	16.26	40715035	40.000 ng
System Monitoring Compounds			
2) S para-Terphenyl	17.12	224099212	211.870 ng
Spiked Amount 50.000	Recovery	=	423.74%
Target Compounds			
3) NONANE C9	6.33	197929246	200.675 ng
4) DECANE C10	8.06	198133186	201.649 ng
5) DODECANE C12	10.33	198140624	204.678 ng
6) TETRADECANE C14	12.01	199115126	203.857 ng
7) HEXADECANE C 16	13.44	203222679	203.326 ng
8) OCTADECANE C18	14.71	204423195	203.117 ng
9) NONADECANE C19	15.29	205976756	202.735 ng
10) EICOSANE C20	15.85	207989071	202.613 ng
11) DOCOSANE C22	16.91	207726711	202.128 ng
12) TETRACOSANE C24	17.86	208556870	202.887 ng
13) HEXACOSANE C26	18.75	209490672	202.893 ng
14) OCTACOSANE C28	19.58	209017778	203.574 ng
15) TRIACONTANE C30	20.52	208549850	204.528 ng
16) HEXATRIACONTANE C36	25.66	203708937	208.990 ng

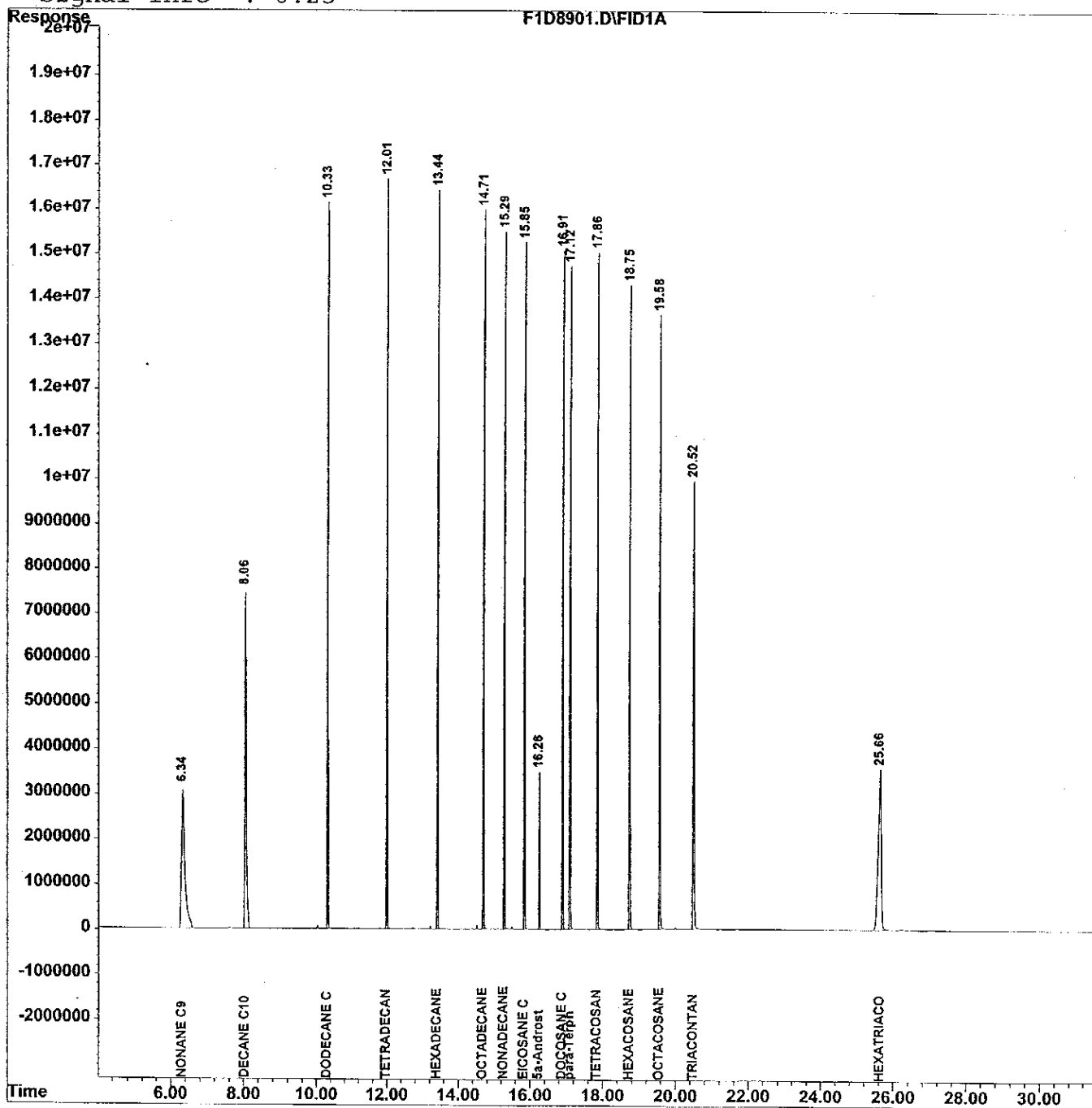
2/9/5"

# Quantitation Report

Data File : C:\HPCHEM\1\DATA\FEB05\050208\F1D8901.D Vial: 5  
 Acq On : 2-8-05 17:10:27 PM Operator: TT  
 Sample : ETPH L4 Inst : F1  
 Misc : Multiplr: 1.00  
 IntFile : AUTOINT1.E  
 Quant Time: Feb 9 10:37 19105 Quant Results File: ET0209F.RES

Quant Method : C:\HPCHEM\1\QMETHODS\ET0209F.M (Chemstation Integrator)  
 Title : TPH, ETPH, DRO, Fuel ID,  
 Last Update : Wed Feb 09 10:32:12 2005  
 Response via : Multiple Level Calibration  
 DataAcq Meth : ETPH-B.M

Volume Inj. : 1  
 Signal Phase : DB-5MS  
 Signal Info : 0.25





Data File : C:\HPCHEM\1\DATA\FEB05\050208\F1D8903.D Vial: 6  
Acq On : 2-8-05 17:48:36 PM Operator: TT  
Sample : ETPH L5 Inst : F1  
Misc : Multiplr: 1.00  
IntFile : AUTOINT1.E  
Quant Time: Feb 9 10:38 19105 Quant Results File: ET0209F.RES

Quant Method : C:\HPCHEM\1\QMETHODS\ET0209F.M (Chemstation Integrator)  
Title : TPH, ETPH, DRO, Fuel ID,  
Last Update : Wed Feb 09 10:32:12 2005  
Response via : Initial Calibration  
DataAcq Meth : ETPH-B.M

Volume Inj. : 1  
Signal Phase : DB-5MS  
Signal Info : 0.25

Compound	R.T.	Response	Conc Units
Internal Standards			
1) I 5a-Androstane	16.26	40366679	40.000 ng
System Monitoring Compounds			
2) S para-Terphenyl	17.13	437321177	417.024 ng
Spiked Amount 50.000		Recovery =	834.05%
Target Compounds			
3) NONANE C9	6.34	383764192	392.446 ng
4) DECANE C10	8.07	384777205	394.985 ng
5) DODECANE C12	10.34	386524869	402.723 ng
6) TETRADECANE C14	12.02	387916136	400.582 ng
7) HEXADECANE C 16	13.45	395850402	399.470 ng
8) OCTADECANE C18	14.72	397646118	398.514 ng
9) NONADECANE C19	15.31	400419680	397.519 ng
10) EICOSANE C20	15.87	404477973	397.423 ng
11) DOCOSANE C22	16.92	403685034	396.195 ng
12) TETRACOSANE C24	17.88	405236280	397.622 ng
13) HEXACOSANE C26	18.77	407107131	397.689 ng
14) OCTACOSANE C28	19.60	406604686	399.433 ng
15) TRIACONTANE C30	20.54	406204364	401.808 ng
16) HEXATRIACONTANE C36	25.72	398305575	412.158 ng

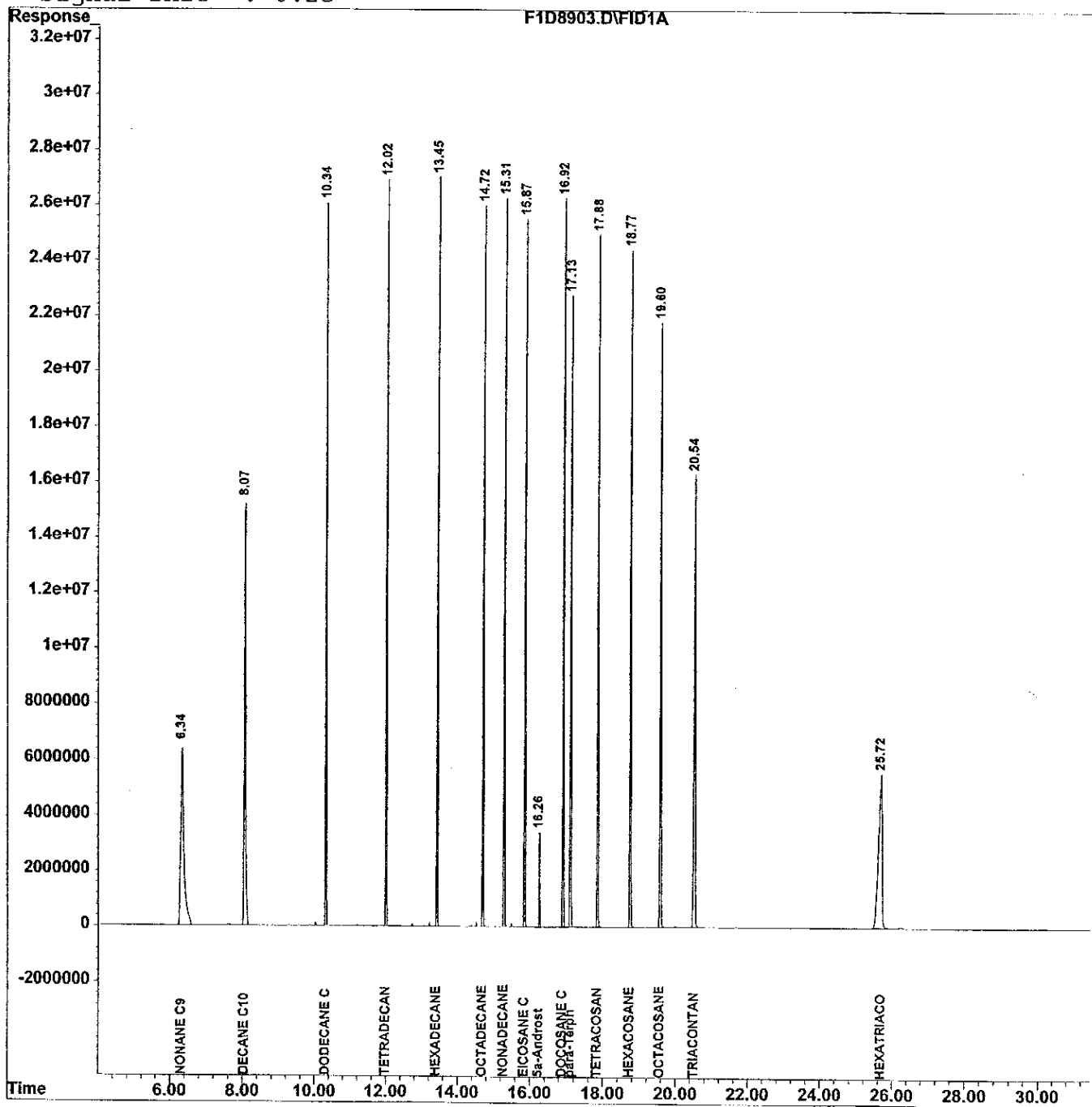
2/15/05

# Quantitation Report

Data File : C:\HPCHEM\1\DATA\FEB05\050208\F1D8903.D Vial: 6  
 Acq On : 2-8-05 17:48:36 PM Operator: TT  
 Sample : ETPH L5 Inst : F1  
 Misc : Multiplr: 1.00  
 IntFile : AUTOINT1.E  
 Quant Time: Feb 9 10:38 19105 Quant Results File: ET0209F.RES

Quant Method : C:\HPCHEM\1\QMETHODS\ET0209F.M (Chemstation Integrator)  
 Title : TPH, ETPH, DRO, Fuel ID,  
 Last Update : Wed Feb 09 10:32:12 2005  
 Response via : Multiple Level Calibration  
 DataAcq Meth : ETPH-B.M

Volume Inj. : 1  
 Signal Phase : DB-5MS  
 Signal Info : 0.25



## Continuing Calibration Report F1

Method : O:\ORGANIC\SVOA\F1.I\QMETHODS\ET0209F.M (Chemstation Integrator)  
Title : TPH, ETPH, DRO, Fuel ID,  
Last Update : Tue Jun 07 13:09:46 2005  
Response via : Initial Calibration

Continuing Calibration File: F1E1455.D

Min. RRF : 0.000 Min. Rel. Area : 50%  
Max. RRF Dev : 25% Max. Rel. Area : 150%

	Compound	AvgRF	CCRF	%Dev	Area%
1 I	5a-Androstane	1.000	1.000	0.0	108
2 S	para-Terphenyl	1.085	1.140	-5.1	119
3	NONANE C9	1.024	1.075	-5.0	120
4	DECANE C10	1.018	1.031	-1.2	116
5	DODECANE C12	1.000	0.995	0.4	113
6	TETRADECANE C14	0.996	1.036	-4.0	117
7	HEXADECANE C 16	1.024	1.070	-4.5	118
8	OCTADECANE C18	1.035	1.080	-4.4	118
9	NONADECANE C19	1.044	1.094	-4.8	119
10	EICOSANE C20	1.057	1.087	-2.8	117
11	DOCOSANE C22	1.059	1.100	-3.8	118
12	TETRACOSANE C24	1.057	1.092	-3.3	117
13	HEXACOSANE C26	1.059	1.089	-2.8	116
14	OCTACOSANE C28	1.053	1.085	-3.0	116
15	TRIACONTANE C30	1.044	1.070	-2.5	116
16	HEXATRIACONTANE C36	1.002	1.032	-3.0	117

## Continuing Calibration Report F1

Method : O:\ORGANIC\SVOA\F1.I\QMETHODS\ET0209F.M (Chemstation Integrator)  
Title : TPH, ETPH, DRO, Fuel ID,  
Last Update : Tue Jun 07 13:09:46 2005  
Response via : Initial Calibration

Continuing Calibration File: F1E1479.D

Min. RRF : 0.000 Min. Rel. Area : 50%  
Max. RRF Dev : 25% Max. Rel. Area : 150%

	Compound	AvgRF	CCRF	%Dev	Area%
1 I	5a-Androstane	1.000	1.000	0.0	111
2 S	para-Terphenyl	1.085	1.138	-4.8	121
3	NONANE C9	1.024	1.072	-4.6	123
4	DECANE C10	1.018	1.043	-2.4	120
5	DODECANE C12	1.000	1.001	-0.2	117
6	TETRADECANE C14	0.996	1.032	-3.6	119
7	HEXADECANE C 16	1.024	1.067	-4.2	121
8	OCTADECANE C18	1.035	1.079	-4.3	121
9	NONADECANE C19	1.044	1.092	-4.6	121
10	EICOSANE C20	1.057	1.083	-2.5	119
11	DOCOSANE C22	1.059	1.098	-3.6	121
12	TETRACOSANE C24	1.057	1.091	-3.2	120
13	HEXACOSANE C26	1.059	1.089	-2.8	119
14	OCTACOSANE C28	1.053	1.085	-3.0	119
15	TRIACONTANE C30	1.044	1.073	-2.8	119
16	HEXATRIACONTANE C36	1.002	1.053	-5.0	122

## Continuing Calibration Report F1

Method : O:\ORGANIC\SVOA\F1.I\QMETHODS\ET0209F.M (Chemstation Integrator)  
Title : TPH, ETPH, DRO, Fuel ID,  
Last Update : Tue Jun 07 13:09:46 2005  
Response via : Initial Calibration

Continuing Calibration File: F1E1493.D

Min. RRF : 0.000 Min. Rel. Area : 50%  
Max. RRF Dev : 25% Max. Rel. Area : 150%

	Compound	AvgRF	CCRF	%Dev	Area%
1 I	5a-Androstane	1.000	1.000	0.0	112
2 S	para-Terphenyl	1.085	1.136	-4.7	123
3	NONANE C9	1.024	1.073	-4.8	124
4	DECANE C10	1.018	1.042	-2.3	121
5	DODECANE C12	1.000	0.998	0.1	118
6	TETRADECANE C14	0.996	1.030	-3.3	121
7	HEXADECANE C 16	1.024	1.065	-4.0	122
8	OCTADECANE C18	1.035	1.088	-5.1	124
9	NONADECANE C19	1.044	1.093	-4.7	123
10	EICOSANE C20	1.057	1.079	-2.1	120
11	DOCOSANE C22	1.059	1.097	-3.6	122
12	TETRACOSANE C24	1.057	1.093	-3.3	122
13	HEXACOSANE C26	1.059	1.088	-2.7	120
14	OCTACOSANE C28	1.053	1.090	-3.5	121
15	TRIACONTANE C30	1.044	1.071	-2.6	120
16	HEXATRIACONTANE C36	1.002	1.049	-4.7	123

Data File : O:\ORGANIC\SVOA\F1.I\0506\050606\F1E1455.D Vial: 92  
 Acq On : 6-6-05 21:59:20 PM Operator: TT  
 Sample : ETPH CCV Inst : F1  
 Misc : Multiplr: 1.00  
 IntFile : AUTOINT1.E  
 Quant Time: Jun 7 13:34 19105 Quant Results File: ET0209F.RES

Quant Method : O:\ORGANIC\SVOA\F1.I\QMETHODS\ET0209F.M (Chemstation Integrator)  
 Title : TPH, ETPH, DRO, Fuel ID,  
 Last Update : Tue Jun 07 13:09:46 2005  
 Response via : Initial Calibration  
 DataAcq Meth : ETPH-B.M

Volume Inj. : 1  
 Signal Phase : DB-5MS  
 Signal Info : 0.25

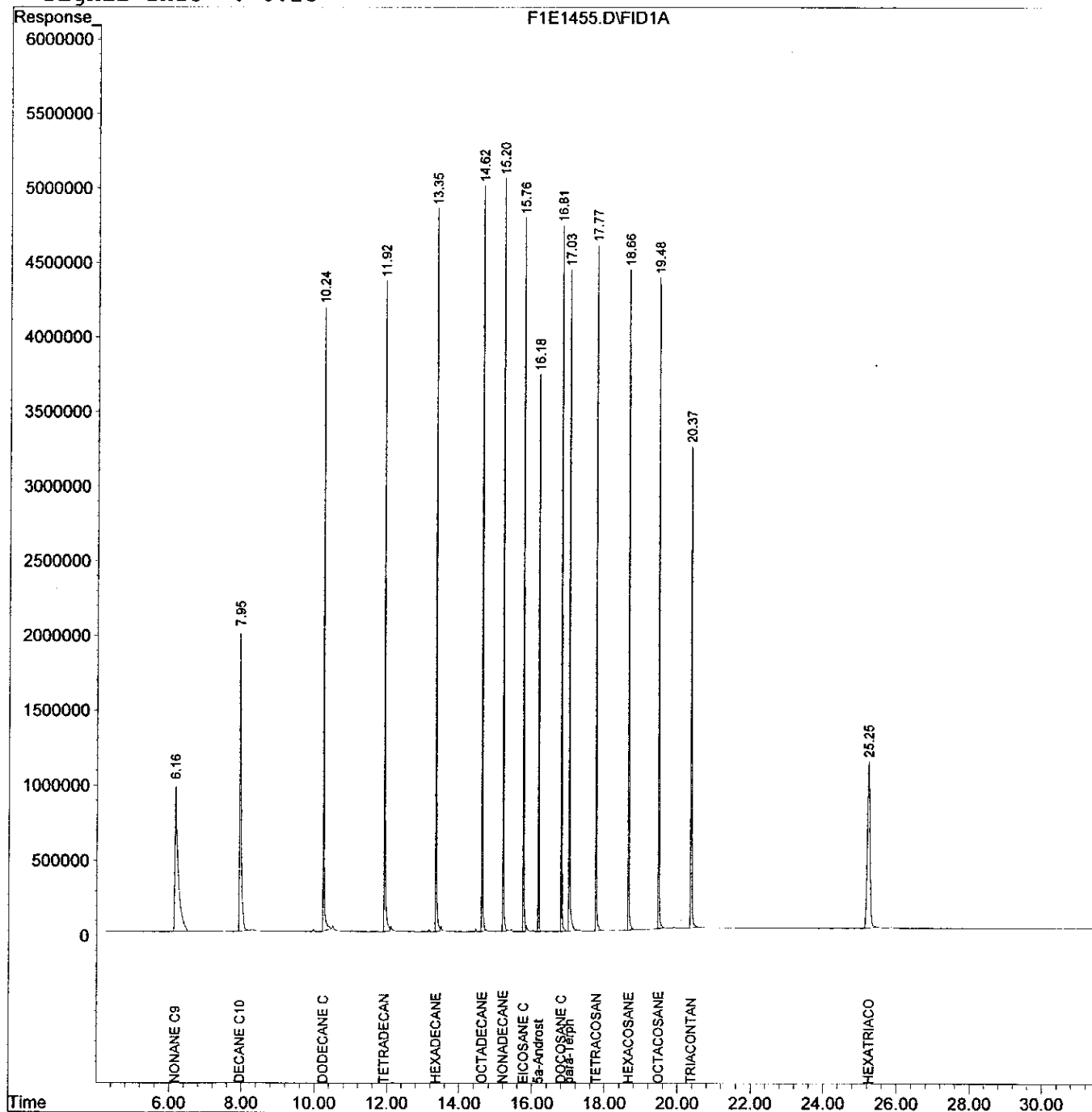
Compound	R.T.	Response	Conc Units
Internal Standards			
1) I 5a-Androstane	16.18	43789786	40.000 ug/ml
System Monitoring Compounds			
2) S para-Terphenyl	17.03	62399722	52.530 ug/ml
Spiked Amount 50.000	Recovery	=	105.06%
Target Compounds			
3) NONANE C9	6.16	58851968	52.501 ug/ml
4) DECANE C10	7.95	56422851	50.604 ug/ml
5) DODECANE C12	10.24	54480382	49.790 ug/ml
6) TETRADECANE C14	11.92	56716717	52.004 ug/ml
7) HEXADECANE C 16	13.35	58541735	52.231 ug/ml
8) OCTADECANE C18	14.62	59118789	52.191 ug/ml
9) NONADECANE C19	15.20	59859171	52.386 ug/ml
10) EICOSANE C20	15.76	59486414	51.401 ug/ml
11) DOCOSANE C22	16.81	60194766	51.916 ug/ml
12) TETRACOSANE C24	17.77	59760272	51.633 ug/ml
13) HEXACOSANE C26	18.66	59609215	51.405 ug/ml
14) OCTACOSANE C28	19.48	59366218	51.486 ug/ml
15) TRIACONTANE C30	20.37	58580869	51.272 ug/ml
16) HEXATRIACONTANE C36	25.25	56505170	51.509 ug/ml

# Quantitation Report

Data File : O:\ORGANIC\SVOA\F1.I\0506\050606\F1E1455.D Vial: 92  
 Acq On : 6-6-05 21:59:20 PM Operator: TT  
 Sample : ETPH CCV Inst : F1  
 Misc : Multiplr: 1.00  
 IntFile : AUTOINT1.E  
 Quant Time: Jun 7 13:34 19105 Quant Results File: ET0209F.RES

Quant Method : O:\ORGANIC\SVOA\F1.I\QMETHODS\ET0209F.M (Chemstation Integrator)  
 Title : TPH, ETPH, DRO, Fuel ID,  
 Last Update : Tue Jun 07 13:09:46 2005  
 Response via : Multiple Level Calibration  
 DataAcq Meth : ETPH-B.M

Volume Inj. : 1  
 Signal Phase : DB-5MS  
 Signal Info : 0.25



Data File : O:\ORGANIC\SVOA\F1.I\0506\050606\F1E1479.D Vial: 92  
Acq On : 6-7-05 5:41:18 PM Operator: TT  
Sample : ETPH CCV Inst : F1  
Misc : Multiplr: 1.00  
IntFile : AUTOINT1.E  
Quant Time: Jun 7 13:35 19105 Quant Results File: ET0209F.RES

Quant Method : O:\ORGANIC\SVOA\F1.I\QMETHODS\ET0209F.M (Chemstation Integrator)  
Title : TPH, ETPH, DRO, Fuel ID,  
Last Update : Tue Jun 07 13:09:46 2005  
Response via : Initial Calibration  
DataAcq Meth : ETPH-B.M

Volume Inj. : 1  
Signal Phase : DB-5MS  
Signal Info : 0.25

Compound	R.T.	Response	Conc Units
Internal Standards			
1) I 5a-Androstane	16.18	44875665	40.000 ug/ml
System Monitoring Compounds			
2) S para-Terphenyl	17.03	63809241	52.417 ug/ml
Spiked Amount 50.000	Recovery	=	104.83%
Target Compounds			
3) NONANE C9	6.16	60107886	52.323 ug/ml
4) DECANE C10	7.95	58504632	51.202 ug/ml
5) DODECANE C12	10.24	56163451	50.086 ug/ml
6) TETRADECANE C14	11.92	57883904	51.790 ug/ml
7) HEXADECANE C 16	13.35	59858268	52.113 ug/ml
8) OCTADECANE C18	14.62	60525156	52.140 ug/ml
9) NONADECANE C19	15.20	61270099	52.323 ug/ml
10) EICOSANE C20	15.76	60772664	51.241 ug/ml
11) DOCOSANE C22	16.81	61566836	51.815 ug/ml
12) TETRACOSANE C24	17.77	61201093	51.598 ug/ml
13) HEXACOSANE C26	18.65	61098935	51.414 ug/ml
14) OCTACOSANE C28	19.48	60845446	51.492 ug/ml
15) TRIACONTANE C30	20.38	60182705	51.400 ug/ml
16) HEXATRIACONTANE C36	25.25	59043632	52.520 ug/ml

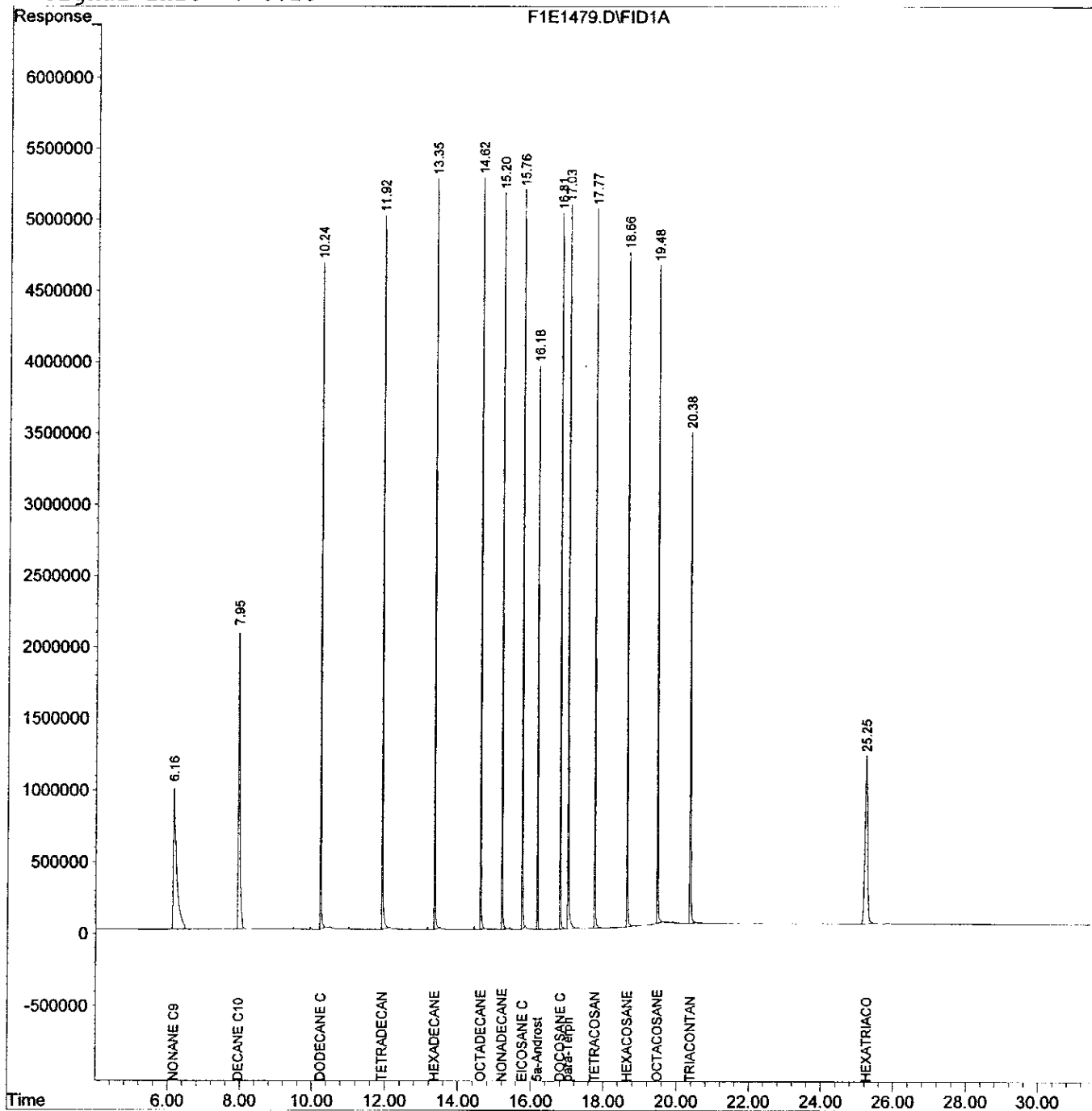


# Quantitation Report

Data File : O:\ORGANIC\SVOA\F1.I\0506\050606\F1E1479.D Vial: 92  
 Acq On : 6-7-05 5:41:18 PM Operator: TT  
 Sample : ETPH CCV Inst : F1  
 Misc : Multiplr: 1.00  
 IntFile : AUTOINT1.E  
 Quant Time: Jun 7 13:35 19105 Quant Results File: ET0209F.RES

Quant Method : O:\ORGANIC\SVOA\F1.I\QMETHODS\ET0209F.M (Chemstation Integrator)  
 Title : TPH, ETPH, DRO, Fuel ID,  
 Last Update : Tue Jun 07 13:09:46 2005  
 Response via : Multiple Level Calibration  
 DataAcq Meth : ETPH-B.M

Volume Inj. : 1  
 Signal Phase : DB-5MS  
 Signal Info : 0.25



Data File : O:\ORGANIC\SVOA\F1.I\0506\050606\F1E1493.D Vial: 92  
Acq On : 6-7-05 10:08:27 PM Operator: TT  
Sample : ETPH CCV Inst : F1  
Misc : Multiplr: 1.00  
IntFile : AUTOINT1.E  
Quant Time: Jun 7 13:36 19105 Quant Results File: ET0209F.RES

Quant Method : O:\ORGANIC\SVOA\F1.I\QMETHODS\ET0209F.M (Chemstation Integrator)  
Title : TPH, ETPH, DRO, Fuel ID,  
Last Update : Tue Jun 07 13:09:46 2005  
Response via : Initial Calibration  
DataAcq Meth : ETPH-B.M

Volume Inj. : 1  
Signal Phase : DB-5MS  
Signal Info : 0.25

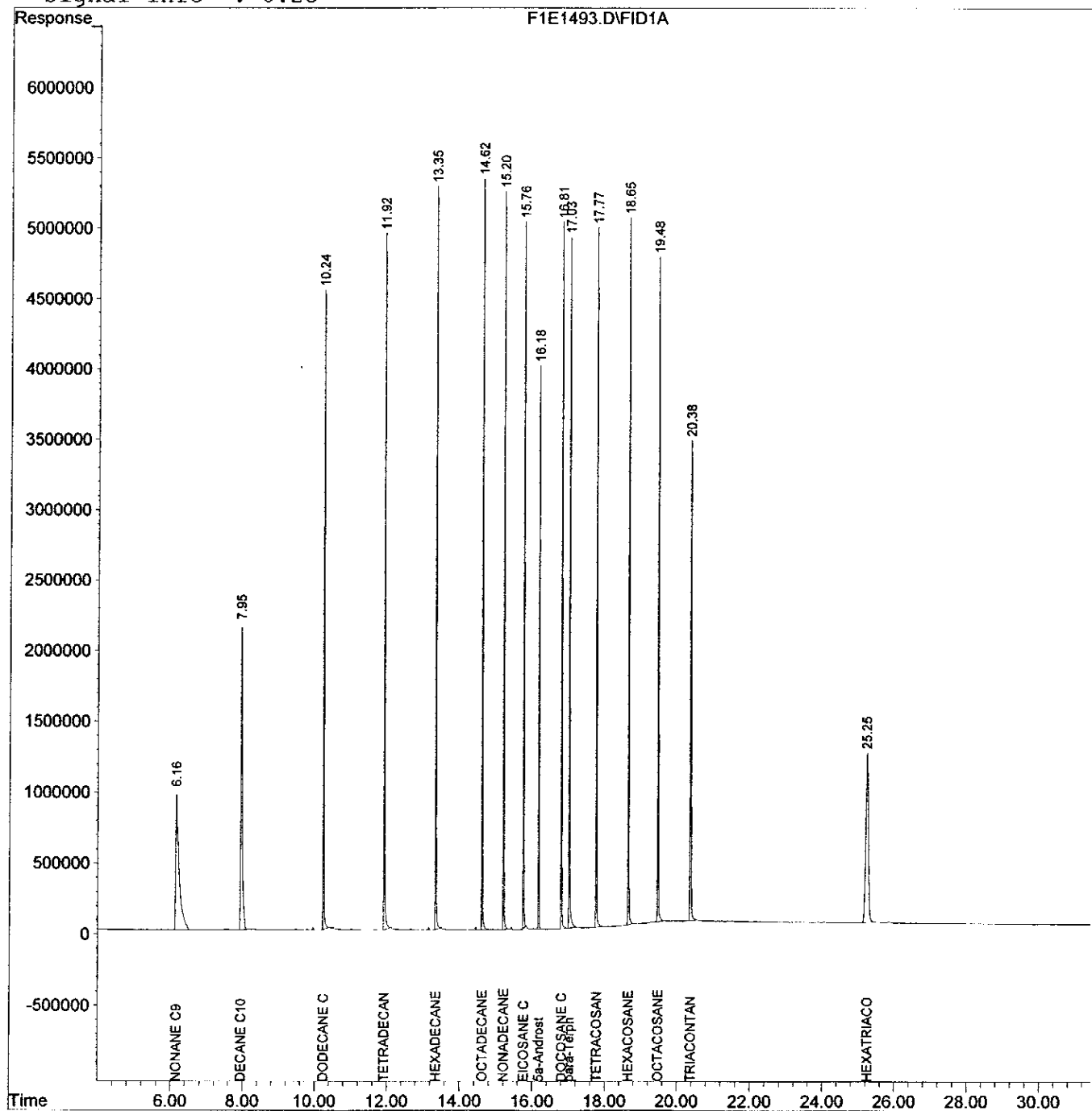
Compound	R.T.	Response	Conc	Units
Internal Standards				
1) I 5a-Androstane	16.18	45440856	40.000	ug/ml
System Monitoring Compounds				
2) S para-Terphenyl	17.03	64553088	52.368	ug/ml
Spiked Amount 50.000	Recovery	=	104.74%	
Target Compounds				
3) NONANE C9	6.16	60931043	52.380	ug/ml
4) DECANE C10	7.95	59208100	51.173	ug/ml
5) DODECANE C12	10.24	56699460	49.935	ug/ml
6) TETRADECANE C14	11.92	58477730	51.671	ug/ml
7) HEXADECANE C 16	13.35	60495104	52.013	ug/ml
8) OCTADECANE C18	14.62	61775219	52.555	ug/ml
9) NONADECANE C19	15.20	62076567	52.353	ug/ml
10) EICOSANE C20	15.76	61284157	51.030	ug/ml
11) DOCOSANE C22	16.81	62328686	51.803	ug/ml
12) TETRACOSANE C24	17.77	62058062	51.670	ug/ml
13) HEXACOSANE C26	18.65	61810881	51.367	ug/ml
14) OCTACOSANE C28	19.48	61900027	51.733	ug/ml
15) TRIACONTANE C30	20.38	60807610	51.287	ug/ml
16) HEXATRIACONTANE C36	25.25	59584582	52.342	ug/ml

# Quantitation Report

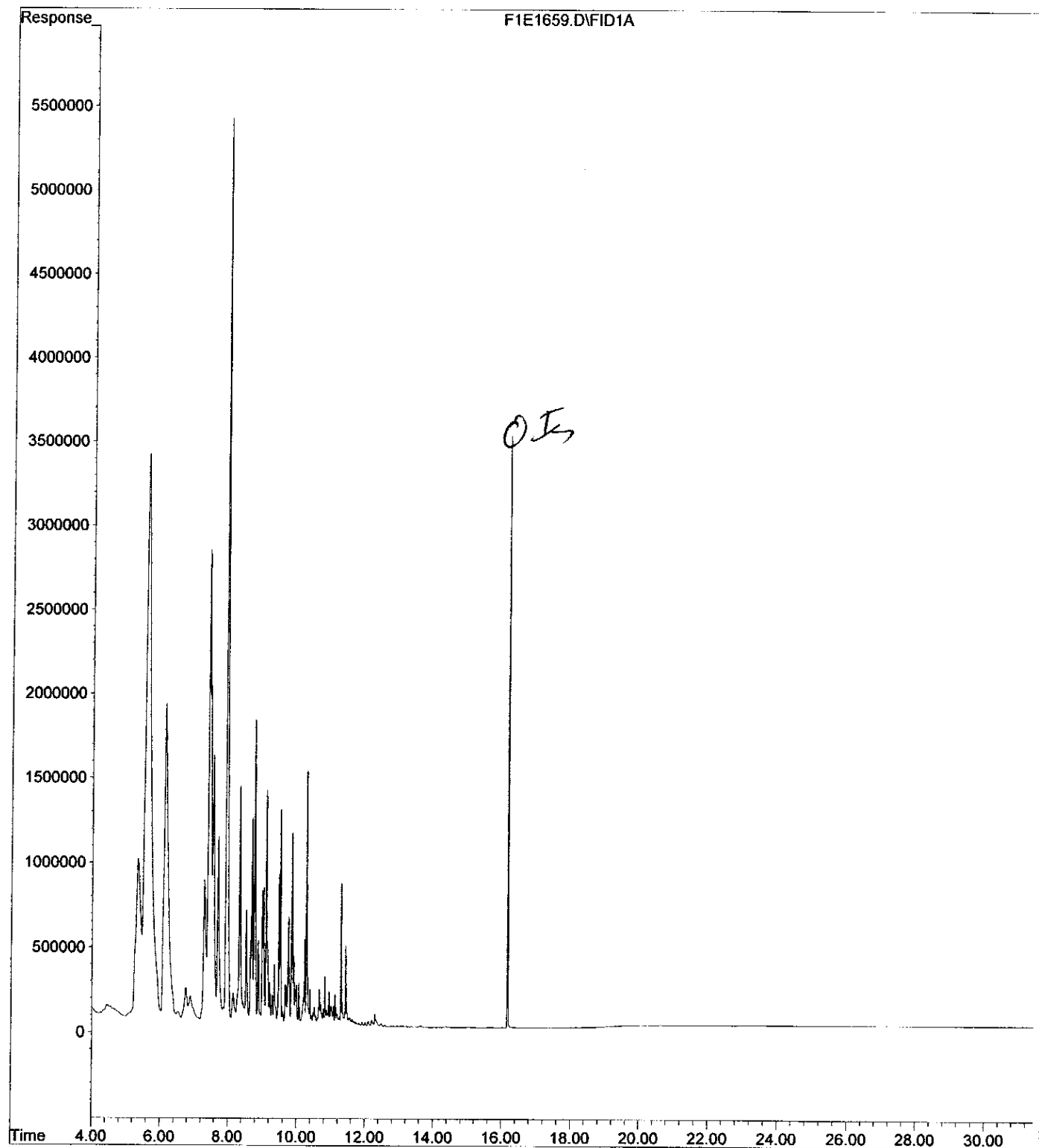
Data File : O:\ORGANIC\SVOA\F1.I\0506\050606\F1E1493.D Vial: 92  
 Acq On : 6-7-05 10:08:27 PM Operator: TT  
 Sample : ETPH CCV Inst : F1  
 Misc : Multiplr: 1.00  
 IntFile : AUTOINT1.E  
 Quant Time: Jun 7 13:36 19105 Quant Results File: ET0209F.RES

Quant Method : O:\ORGANIC\SVOA\F1.I\QMETHODS\ET0209F.M (Chemstation Integrator)  
 Title : TPH, ETPH, DRO, Fuel ID,  
 Last Update : Tue Jun 07 13:09:46 2005  
 Response via : Multiple Level Calibration  
 DataAcq Meth : ETPH-B.M

Volume Inj. : 1  
 Signal Phase : DB-5MS  
 Signal Info : 0.25



File : O:\ORGANIC\SVOA\F1.1\0506\050615\F1E1659.D  
Operator : TT  
Acquired : 6-15-05 10:33:36 PM using AcqMethod ETPH-B.M  
Instrument : F1  
Sample Name: GASOLINE  
Misc Info :  
Vial Number: 18

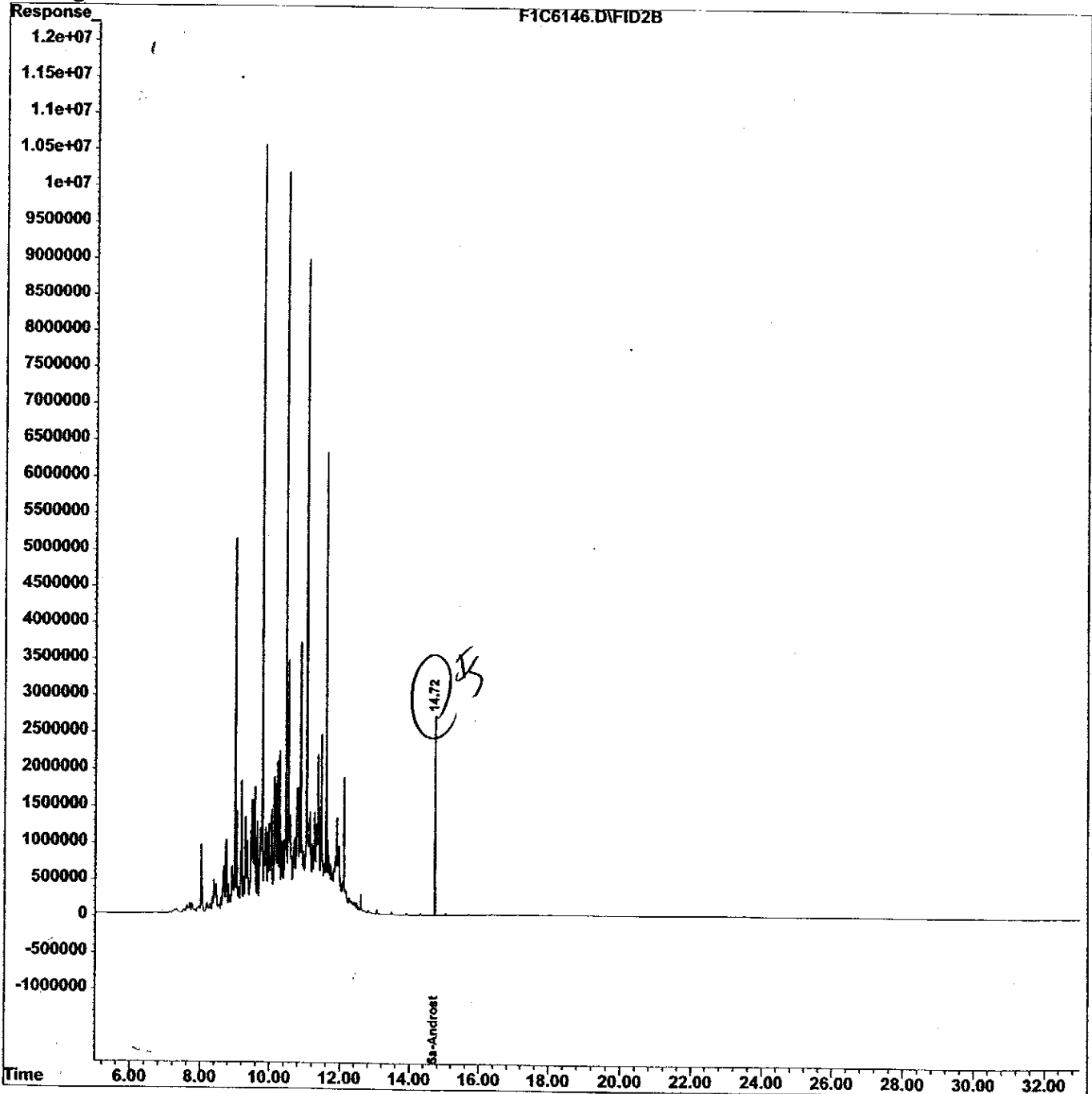


# Quantitation Report

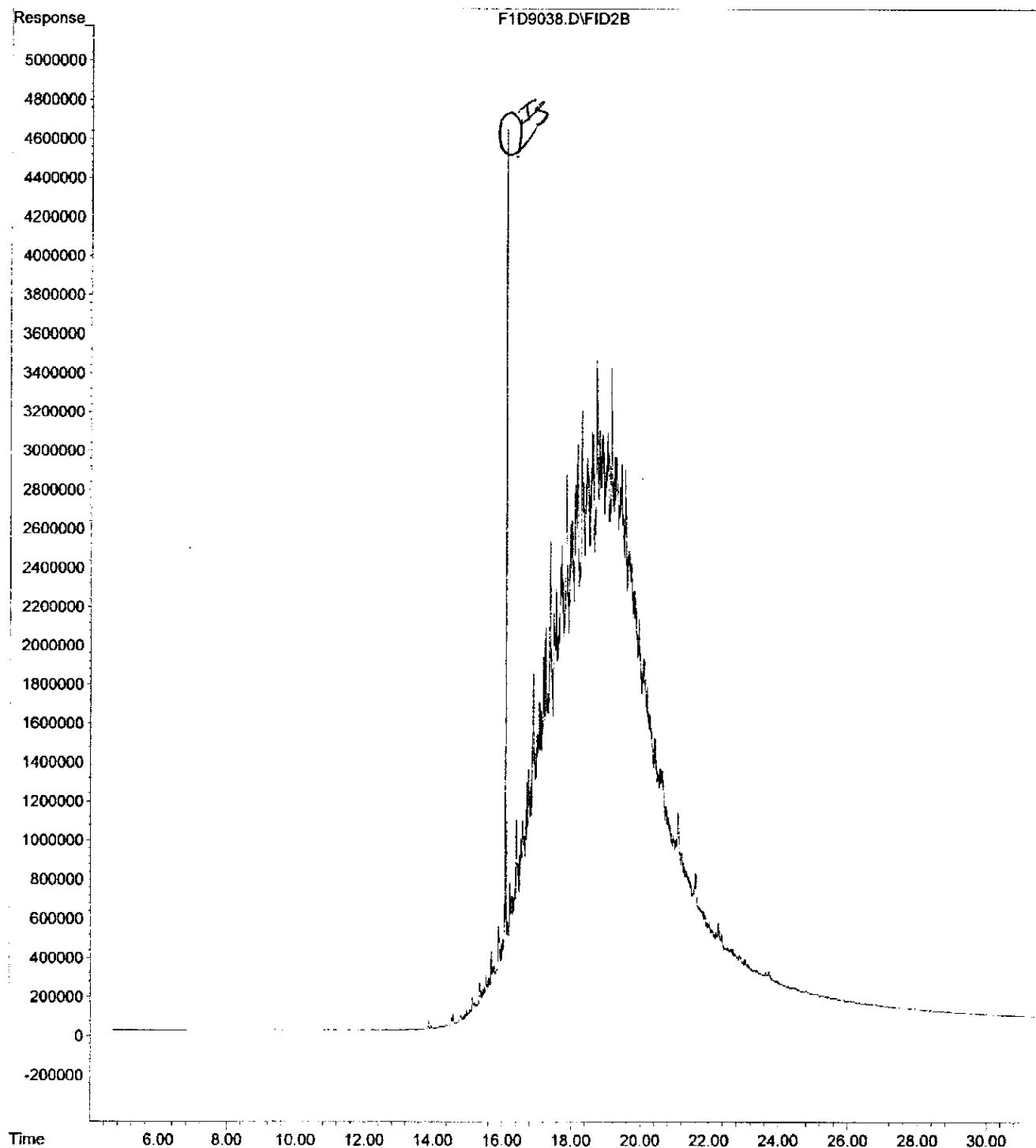
Data File : C:\HPCHEM\1\DATA\OCT02\021028.SEC\F1C6146.D Vial: 73  
Acq On : 10-28-02 9:41:50 PM Operator:  
Sample : JP-5 FUEL 5MG/ML (a military jet fuel) Inst : F1  
Misc : (Like Kerosene) Multiplr: 1.00  
IntFile : AUTOINT1.E  
Quant Time: Oct 28 10:16 19102 Quant Results File: ET0909R.RES

Quant Method : O:\ORGANIC\SVOA\F1.I\METHODS\ET0909R.M (Chemstation Integr  
Title : TPH-GC, Fuel ID, DRO  
Last Update : Thu Oct 24 12:26:12 2002  
Response via : Multiple Level Calibration  
DataAcq Meth : ETPH-B.M

```
Volume Inj.   : 1
Signal Phase   : DB-5MS
Signal Info    : 0.25
```



File : O:\ORGANIC\SVOA\F1.I\0502\050228.SEC\F1D9038.D  
Operator : TT  
Acquired : 3-1-05 13:49:02 PM using AcqMethod ETPH-B.M  
Instrument : F1  
Sample Name: MOTOR OIL ST  
Misc Info :  
Vial Number: 10



0017  
0287

# Mitkem Corporation

Date: 14-Jun-05

CLIENT: Day Environmental, Inc.  
 Work Order: D0603  
 Project: Jamestown

## ANALYTICAL QC SUMMARY REPORT

TestCode: TPH\_S

Sample ID	MB-18361	SampType:	MBLK	TestCode:	TPH_S	Prep Date:	06/02/2005	Run ID:	F1_050606B		
Client ID:	MB-18361	Batch ID:	18361	Units:	mg/Kg	Analysis Date:	06/06/2005	SeqNo:	356986		
Analyte	Result	PQL	SPK value	SPK Ref Val	%REC	LowLimit	HighLimit	RPD Ref Val	%RPD	RPDLimit	Qual

Extractable Total Petroleum Hydrocarbon	ND	12									
Surr: para-Terphenyl	1.49	0.83	1.667	0	89.4	64.7	104	0	0	0	

Sample ID	LCS-18361	SampType: LCS	TestCode: TPH_S	Prep Date: 06/02/2005	Run ID: F1_050606B						
Client ID:	LCS-18361	Batch ID: 18361	Units: mg/Kg	Analysis Date: 06/06/2005	SeqNo: 356987						
Analyte	Result	PQL	SPK value	SPK Ref Val	%REC	LowLimit	HighLimit	RPD Ref Val	%RPD	RPDLimit	Qual

Extractable Total Petroleum Hydrocarbon	119.4	12	166.7	0	71.6	67.3	108	0	0	0	
Surr: para-Terphenyl	1.231	0.83	1.667	0	73.9	64.7	104	0	0	0	

Qualifiers: ND - Not Detected at the Reporting Limit      S - Spike Recovery outside accepted recovery limits      B - Analyte detected in the associated Method Blank  
 J - Analyte detected below quantitation limits      R - RPD outside accepted recovery limits

Data File : O:\ORGANIC\SVOA\F1.I\0506\050606\F1E1459.D Vial: 30  
Acq On : 6-6-05 23:16:31 PM Operator: TT  
Sample : MB 18361 Inst : F1  
Misc : Multiplr: 1.00  
IntFile : AUTOINT1.E  
Quant Time: Jun 7 13:08 19105 Quant Results File: ET0209F.RES

Quant Method : O:\ORGANIC\SVOA\F1.I\QMETHODS\ET0209F.M (Chemstation Integrator)  
Title : TPH, ETPH, DRO, Fuel ID,  
Last Update : Mon May 23 15:41:10 2005  
Response via : Initial Calibration  
DataAcq Meth : ETPH-B.M

Volume Inj. : 1  
Signal Phase : DB-5MS  
Signal Info : 0.25

Compound	R.T.	Response	Conc Units
Internal Standards			
1) I 5a-Androstane	16.18	51156878	40.000 ug/ml
System Monitoring Compounds			
2) S para-Terphenyl	17.03	62040930	44.707 ug/ml
Spiked Amount 50.000		Recovery =	89.41%
Target Compounds			
3) NONANE C9	0.00	0	N.D. ug/ml
4) DECANE C10	0.00	0	N.D. ug/ml
5) DODECANE C12	0.00	0	N.D. ug/ml
6) TETRADECANE C14	0.00	0	N.D. ug/ml
7) HEXADECANE C 16	0.00	0	N.D. ug/ml
8) OCTADECANE C18	0.00	0	N.D. ug/ml
9) NONADECANE C19	0.00	0	N.D. ug/ml
10) EICOSANE C20	0.00	0	N.D. ug/ml
11) DOCOSANE C22	0.00	0	N.D. ug/ml
12) TETRACOSANE C24	0.00	0	N.D. ug/ml
13) HEXACOSANE C26	0.00	0	N.D. ug/ml
14) OCTACOSANE C28	0.00	0	N.D. ug/ml
15) TRIACONTANE C30	0.00	0	N.D. ug/ml
16) HEXATRIACONTANE C36	0.00	0	N.D. ug/ml

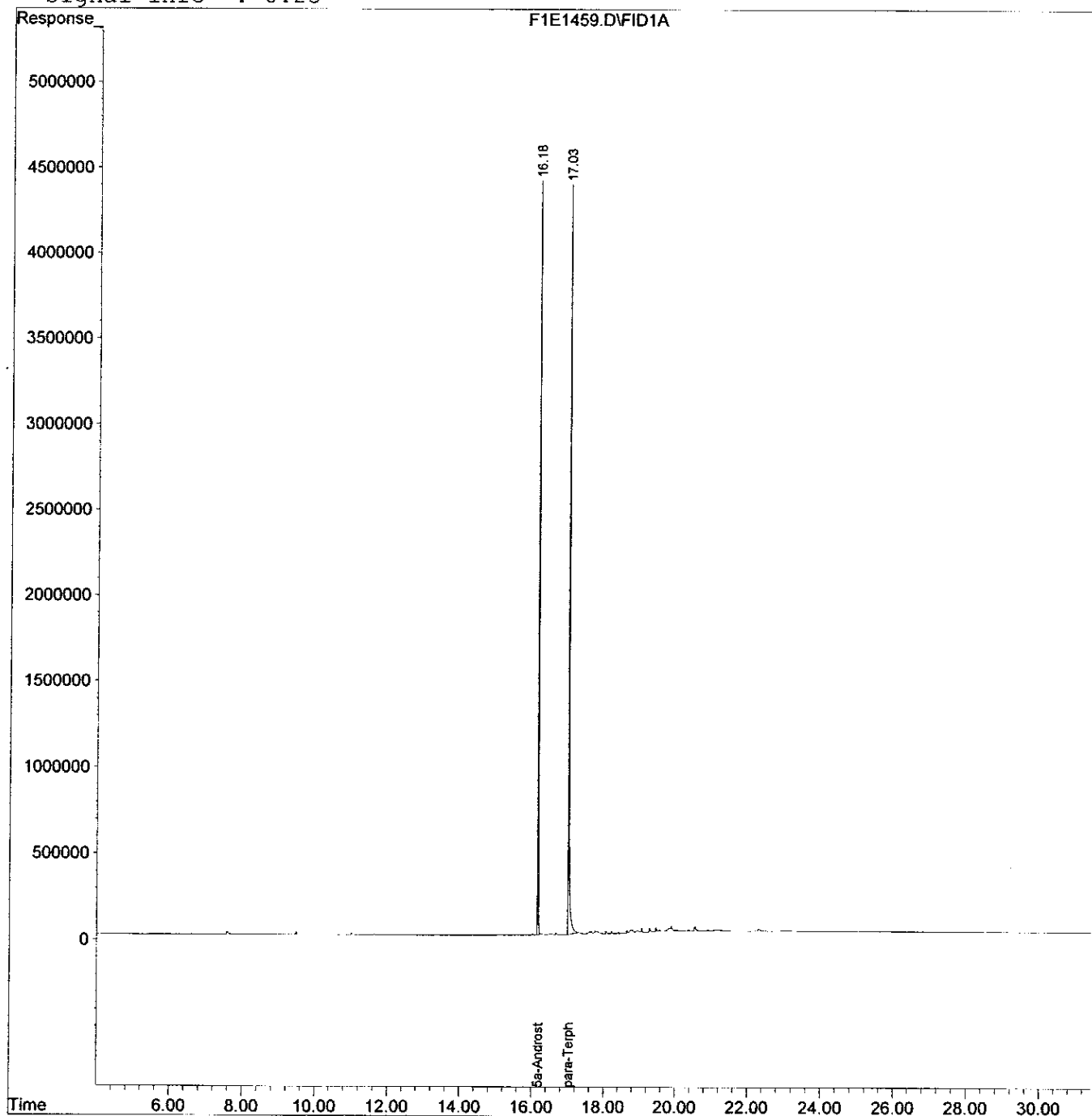


# Quantitation Report

Data File : O:\ORGANIC\SVOA\F1.I\0506\050606\F1E1459.D Vial: 30  
Acq On : 6-6-05 23:16:31 PM Operator: TT  
Sample : MB 18361 Inst : F1  
Misc : Multiplr: 1.00  
IntFile : AUTOINT1.E  
Quant Time: Jun 7 13:08 19105 Quant Results File: ET0209F.RES

Quant Method : O:\ORGANIC\SVOA\F1.I\QMETHODS\ET0209F.M (Chemstation Integrator)  
Title : TPH, ETPH, DRO, Fuel ID,  
Last Update : Mon May 23 15:41:10 2005  
Response via : Multiple Level Calibration  
DataAcq Meth : ETPH-B.M

Volume Inj. : 1  
Signal Phase : DB-5MS  
Signal Info : 0.25



## Area Percent Report

Data File : O:\ORGANIC\SVOA\F1.I\0506\050606\F1E1459.D Vial: 30  
Acq On : 6-6-05 23:16:31 PM Operator: TT  
Sample : MB 18361 Inst : F1  
Misc : Multiplr: 1.00  
IntFile : autoint1.e

Method : O:\ORGANIC\SVOA\F1.I\QMETHODS\AL0210R.M (Chemstation Integrator)  
Title : EPH Aliphatic Hydrocarbon Fraction

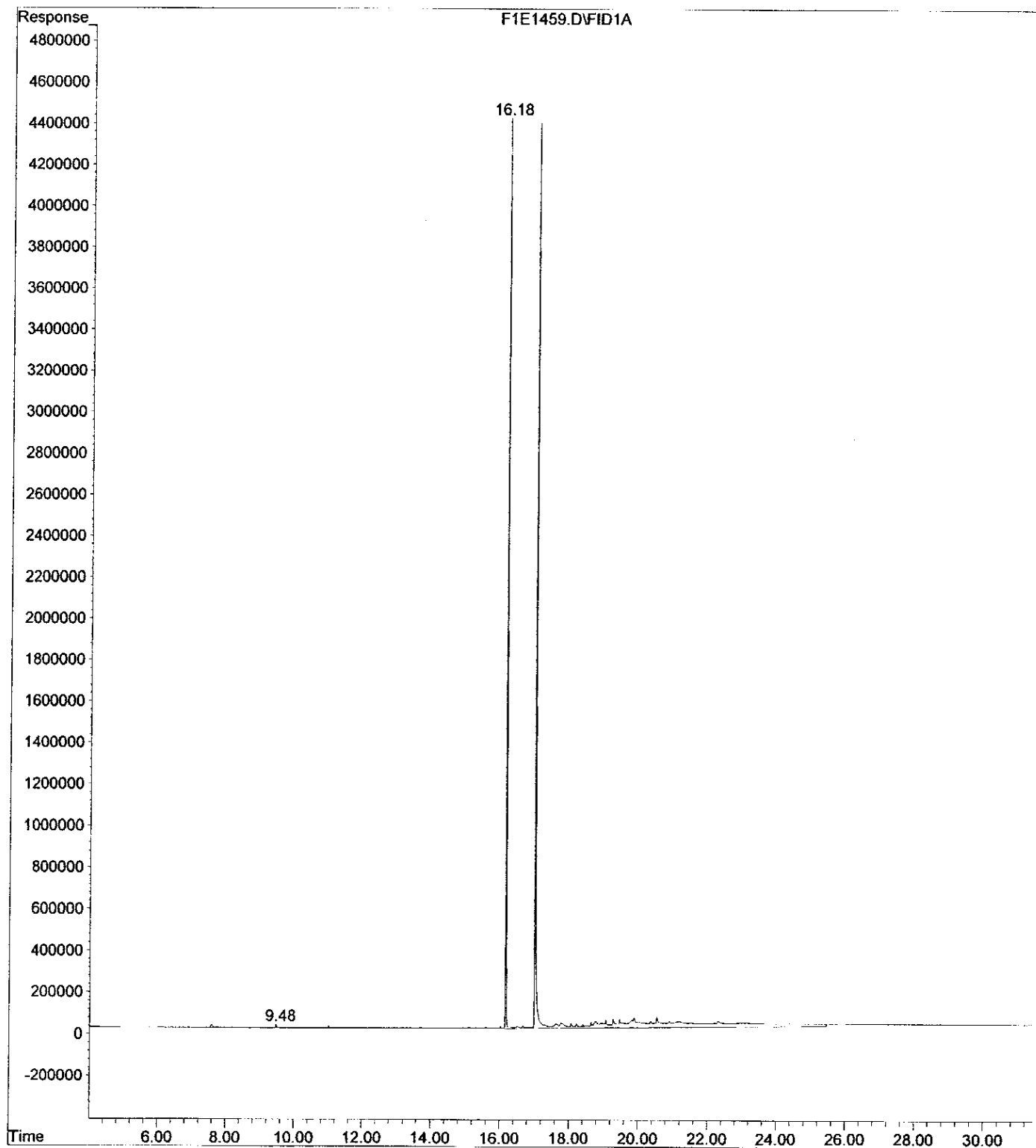
Signal : F1E1459.D\FID1A

peak #	R.T. min	Start min	End min	PK TY	peak height	peak area	peak % max.	% of total
1	9.481	5.972	15.904	M	16808	11340185	5.57%	5.278%
2	16.178	15.933	25.460	M	4398777	203522622	100.00%	94.722%
Sum of corrected areas:						214862807		

F1E1459.D AL0210R.M Tue Jun 14 09:21:52 2005 D

js 6/14/05

File : O:\ORGANIC\SOVA\F1.I\0506\050606\F1E1459.D  
Operator : TT  
Acquired : 6-6-05 23:16:31 PM using AcqMethod ETPH-B.M  
Instrument : F1  
Sample Name: MB 18361  
Misc Info :  
Vial Number: 30



Data File : O:\ORGANIC\SVOA\F1.I\0506\050606\F1E1461.D Vial: 31  
Acq On : 6-6-05 23:55:05 PM Operator: TT  
Sample : LCS 18361 Inst : F1  
Misc : Multiplr: 1.00  
IntFile : AUTOINT1.E  
Quant Time: Jun 7 13:12 19105 Quant Results File: ET0209F.RES

Quant Method : O:\ORGANIC\SVOA\F1.I\QMETHODS\ET0209F.M (Chemstation Integrator)  
Title : TPH, ETPH, DRO, Fuel ID,  
Last Update : Tue Jun 07 13:09:46 2005  
Response via : Initial Calibration  
DataAcq Meth : ETPH-B.M

Volume Inj. : 1  
Signal Phase : DB-5MS  
Signal Info : 0.25

Compound	R.T.	Response	Conc	Units
Internal Standards				
1) I 5a-Androstane	16.18	63656978	40.000	ug/mlm 3
System Monitoring Compounds				
2) S para-Terphenyl	17.03	63784043	36.937	ug/mlm 3
Spiked Amount 50.000		Recovery =	73.87%	
Target Compounds				
3) NONANE C9	0.00	0	N.D.	ug/ml
4) DECANE C10	0.00	0	N.D.	ug/ml
5) DODECANE C12	0.00	0	N.D.	ug/ml
6) TETRADECANE C14	0.00	0	N.D.	ug/ml
7) HEXADECANE C 16	0.00	0	N.D.	ug/ml
8) OCTADECANE C18	0.00	0	N.D.	ug/ml
9) NONADECANE C19	0.00	0	N.D.	ug/ml
10) EICOSANE C20	0.00	0	N.D.	ug/ml
11) DOCOSANE C22	0.00	0	N.D.	ug/ml
12) TETRACOSANE C24	0.00	0	N.D.	ug/ml
13) HEXACOSANE C26	0.00	0	N.D.	ug/ml
14) OCTACOSANE C28	0.00	0	N.D.	ug/ml
15) TRIACONTANE C30	0.00	0	N.D.	ug/ml
16) HEXATRIACONTANE C36	0.00	0	N.D.	ug/ml

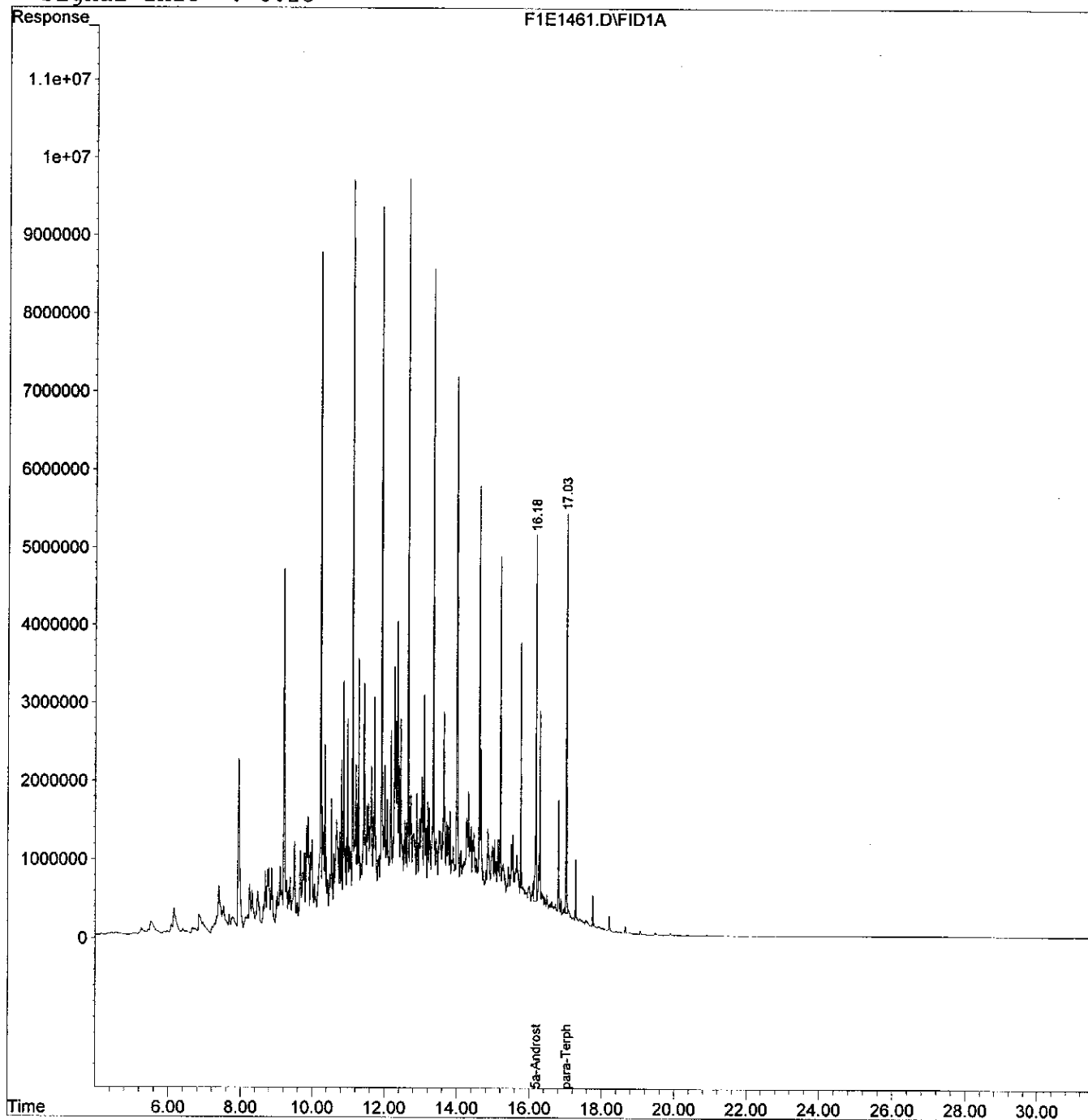
75 6/9/5

# Quantitation Report

Data File : O:\ORGANIC\SVOA\F1.I\0506\050606\F1E1461.D Vial: 31  
Acq On : 6-6-05 23:55:05 PM Operator: TT  
Sample : LCS 18361 Inst : F1  
Misc : Multiplr: 1.00  
IntFile : AUTOINT1.E  
Quant Time: Jun 7 13:12 19105 Quant Results File: ET0209F.RES

Quant Method : O:\ORGANIC\SVOA\F1.I\QMETHODS\ET0209F.M (Chemstation Integrator)  
Title : TPH, ETPH, DRO, Fuel ID,  
Last Update : Tue Jun 07 13:09:46 2005  
Response via : Multiple Level Calibration  
DataAcq Meth : ETPH-B.M

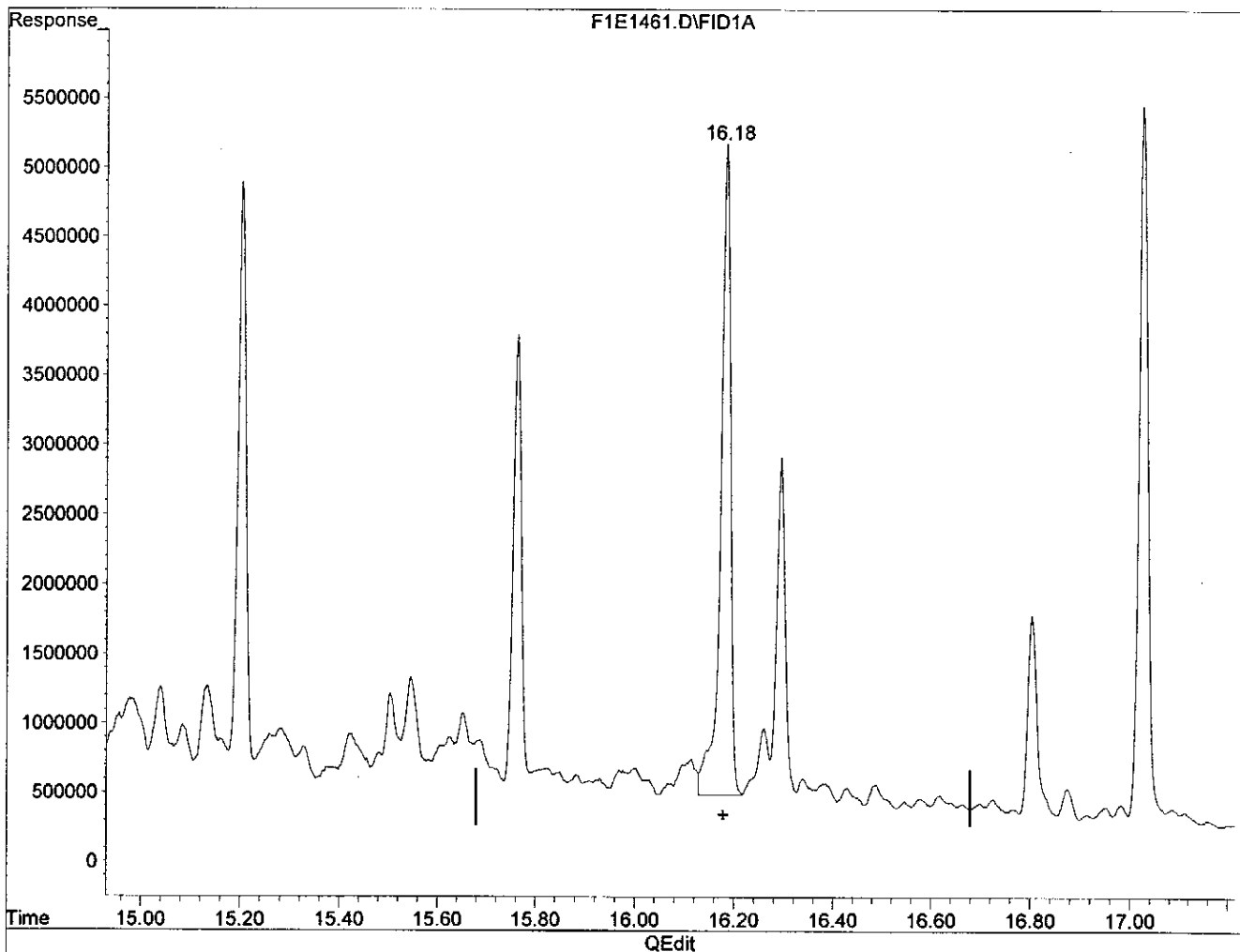
Volume Inj. : 1  
Signal Phase : DB-5MS  
Signal Info : 0.25



# Quantitation Report

Data File : O:\ORGANIC\SVOA\F1.I\0506\050606\F1E1461.D Vial: 31  
 Acq On : 6-6-05 23:55:05 PM Operator: TT  
 Sample : LCS 18361 Inst : F1  
 Misc : Multiplr: 1.00  
 IntFile : AUTOINT1.E  
 Quant Time: Jun 7 13:11 19105 Quant Results File: ET0209F.RES

Method : O:\ORGANIC\SVOA\F1.I\QMETHODS\ET0209F.M (Chemstation Integrator)  
 Title : TPH, ETPH, DRO, Fuel ID,  
 Last Update : Tue Jun 07 13:09:46 2005  
 Response via : Multiple Level Calibration



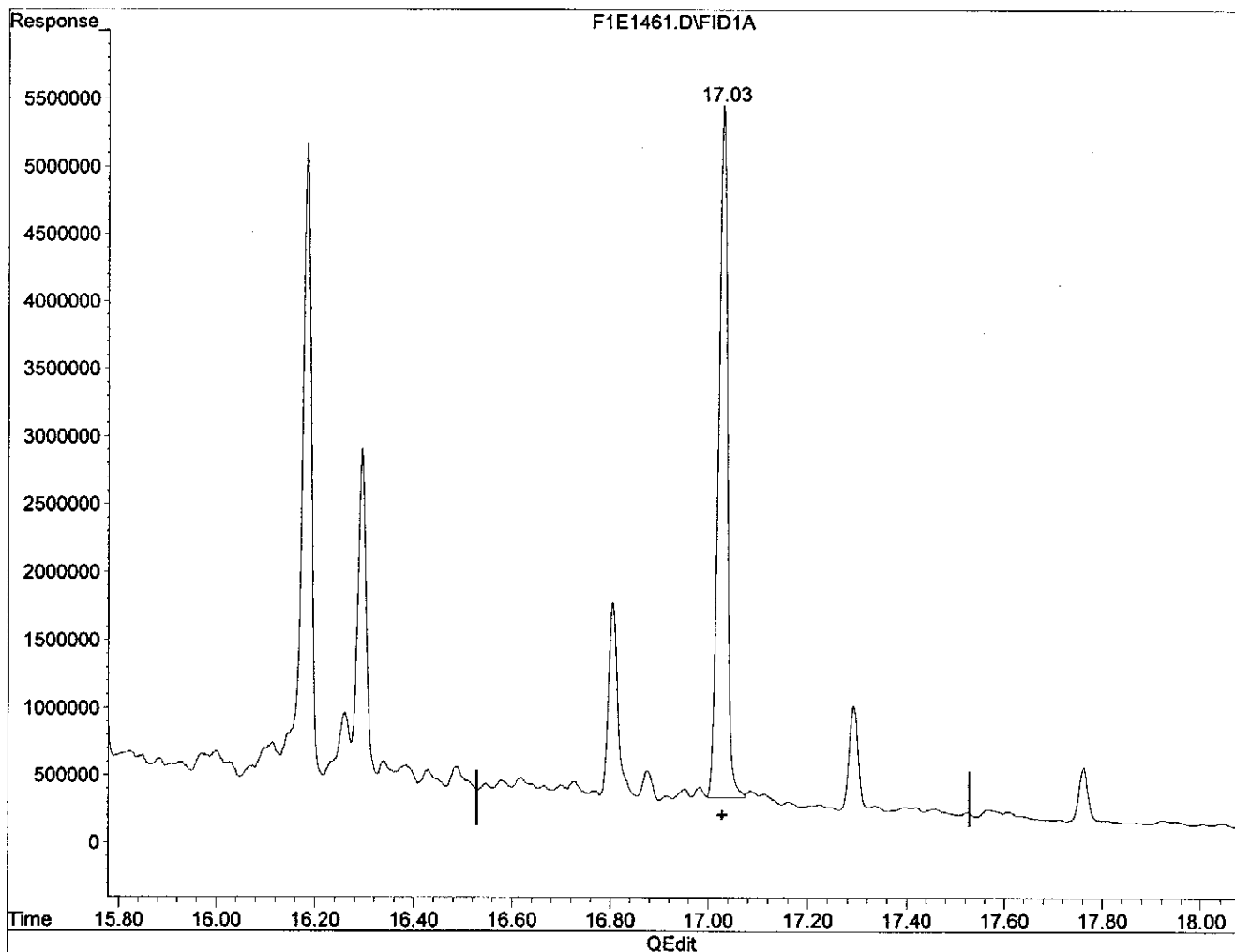
(1) 5a-Androstane (I)  
 16.18min 40.000ug/ml m  
 response 63656978

*72 6/9/05*

# Quantitation Report

Data File : O:\ORGANIC\SVOA\F1.I\0506\050606\F1E1461.D Vial: 31  
 Acq On : 6-6-05 23:55:05 PM Operator: TT  
 Sample : LCS 18361 Inst : F1  
 Misc : Multiplr: 1.00  
 IntFile : AUTOINT1.E  
 Quant Time: Jun 7 13:11 19105 Quant Results File: ET0209F.RES

Method : O:\ORGANIC\SVOA\F1.I\QMETHODS\ET0209F.M (Chemstation Integrator)  
 Title : TPH, ETPH, DRO, Fuel ID,  
 Last Update : Tue Jun 07 13:09:46 2005  
 Response via : Multiple Level Calibration



(2) para-Terphenyl (S)  
 17.03min 36.937ug/ml m  
 response 63784043

756/9/5

# Area Percent Report

Data File : O:\ORGANIC\SVOA\F1.I\0506\050606\F1E1461.D Vial: 31  
 Acq On : 6-6-05 23:55:05 PM Operator: TT  
 Sample : LCS 18361 Inst : F1  
 Misc : Multiplr: 1.00  
 IntFile : AUTOINT1.E

Method : O:\ORGANIC\SVOA\F1.I\QMETHODS\ET0209F.M (Chemstation Integrator)  
 Title : TPH, ETPH, DRO, Fuel ID,

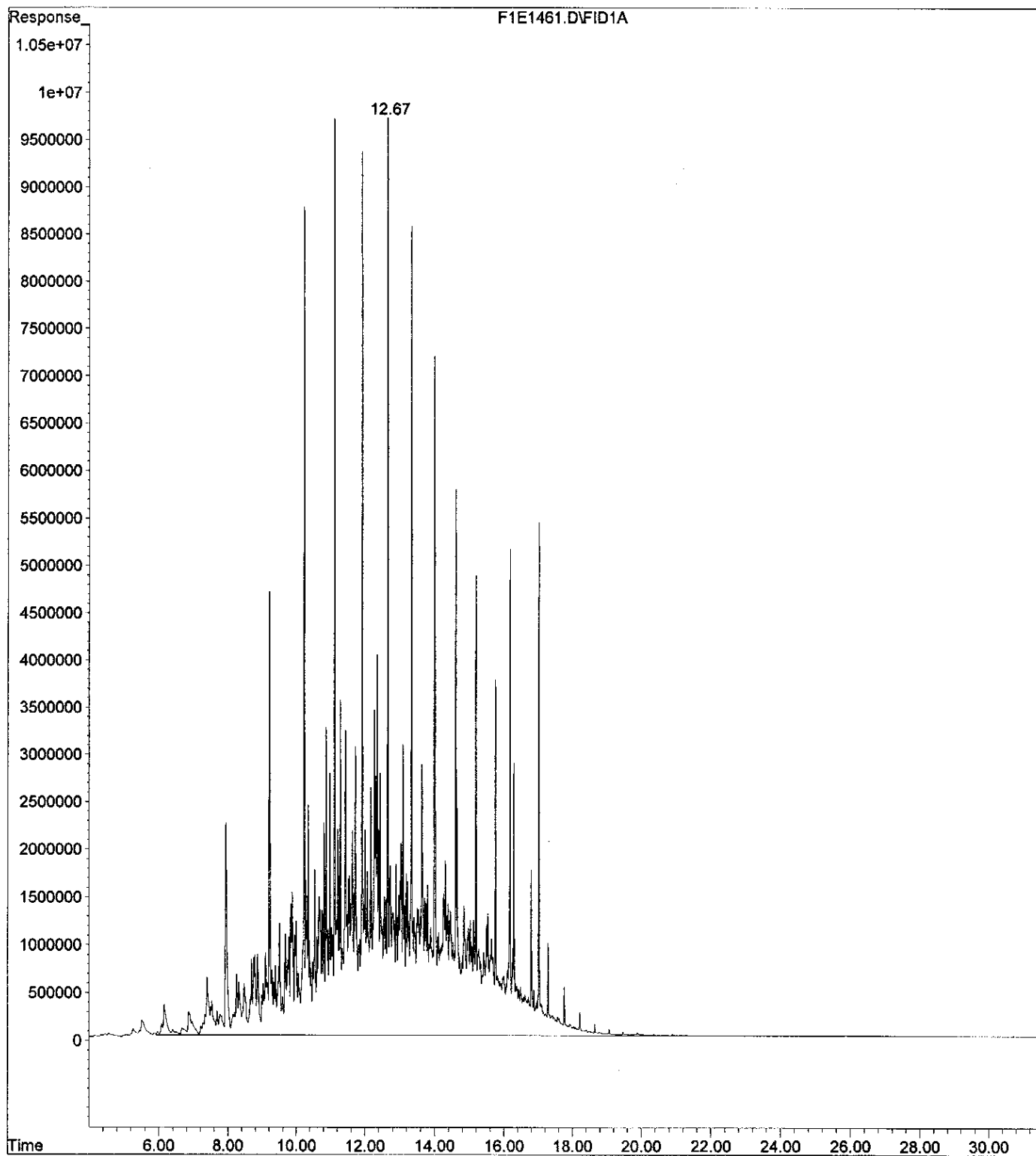
Signal : F1E1461.D\FID1A

peak #	R.T. min	Start min	End min	PK TY	peak height	peak area	peak % max.	% of total
1	12.666	5.931	25.545	M9673895	6020559562	100.00%	100.000%	
Sum of corrected areas:						6020559562		

F1E1461.D ET0209F.M Tue Jun 07 13:13:40 2005 D



File : O:\ORGANIC\SVOA\F1.I\0506\050606\F1E1461.D  
Operator : TT  
Acquired : 6-6-05 23:55:05 PM using AcqMethod ETPH-B.M  
Instrument : F1  
Sample Name: LCS 18361  
Misc Info :  
Vial Number: 31



TPH-S

D0609

Sample	total area	inter area	surr area	SW (g)	%solid	RRF	IC ug/ml	FV (ml)	Dilu	TPH (mg/kg)	RL (mg/kg)	Surr(%)	MS	TPH	OMEGA SURR
MB-18361	214,862,807✓	51,156,878✓	62,040,930✓	30.0✓	100	1.0337	40	1	1	3	12	89		76,9012	44,708
LCS-18361	6,020,559,562✓	63,656,978✓	63,784,043✓	30.0✓	100	1.0337	40	1	1	119	12	74	72	3582,3221	36,938
D0609-01A	412,598,135✓	52,104,240✓	60,144,797✓	30.1✓	90✓	1.0337	40	1	1	8	13	85		223,0585	42,553
D0609-01AMS	5,439,305,554✓	59,917,727✓	56,232,841✓	30.1✓	90✓	1.0337	40	1	1	127	13	69		3437,7893	34,597
D0609-01AMSD	5,421,275,473✓	58,703,578✓	58,650,862✓	30.0✓	90✓	1.0337	40	1	1	129	13	74		3496,2136	36,831
D0609-02A	749,542,007✓	50,895,191✓	60,823,128✓	30.0✓	91✓	1.0337	40	1	1	18	13	88		484,9415	44,055
D0609-03A	273,786,797✓	51,923,712✓	55,425,215✓	30.0✓	88✓	1.0337	40	1	1	5	13	79		124,0372	39,350
D0609-07A	9,555,173,912✓	71,043,779✓	75,583,290✓	30.0✓	87✓	1.0337	40	1	1	194	13	78		5124,6236	39,220
D0609-10A	623,849,134✓	63,426,298✓	71,497,321✓	30.0✓	80✓	1.0337	40	1	1	11	13	83		298,2901	41,555
D0609-11A	372,682,566✓	51,230,558✓	56,840,199✓	30.0✓	86✓	1.0337	40	1	1	8	15	82		199,8691	40,901
D0609-15A	371,588,518✓	51,769,127✓	55,321,655✓	30.1✓	86✓	1.0337	40	1	1	8	14	79		197,7045	39,394
D0609-16A	267,501,349✓	50,993,962✓	52,324,519✓	30.0✓	89✓	1.0337	40	1	1	5	13	76		124,5875	37,826
D0609-17A	260,511,320✓	49,100,252✓	54,743,175✓	30.0✓	93✓	1.0337	40	1	1	4	13	82		123,4701	41,101
D0623-06A	470,695,253✓	50,550,534✓	51,689,555✓	30.0✓	85✓	1.0337	40	1	1	11	14	75		282,0489	37,695
D0623-07A	249,712,916✓	51,537,414✓	46,890,207✓	30.0✓	81✓	1.0337	40	1	1	5	14	67		113,5899	33,540
D0603-01A	7,217,966,623✓	53,054,216✓	58,530,035✓	30.0✓	68✓	1.0337	40	1	1	254	17	81		5183,1544	40,669

TPH (mg/kg) = (Total area - Inter. Area - Surr. Area) \* IC (ug/ml) \* FV (ml) \* Dilu. \* 100  
Inter. Area \* RRF \* SW(g) \* %solid

MITKEM CORPORATION ORGANIC PREP - SAMPLE PREPARATION: SEMIVOLATILES

Date: 6/2/05	Analysis: TPH	Method # Soil: 3550B (Sonic) 3540C (Soxhlet)	Matrix:		Batch ID NY009, NY023								
			Aqueous (Soil) Other:	Wipe Oil									
Blank ID 18361	LCS ID 18361	Analyst SH	Spiked By SH	Witness TB	Solvent Name/Lot# B17E40 4801	H <sub>2</sub> SO <sub>4</sub> Lot#	Time Started: 11:00	Time Ended:					
									NaOH Lot#				
Workorder ID	Sample ID	Sample Wt (g) / Vol (ml)	Initial pH	Surrogate Spike Added	Matrix Spike Added	H <sub>2</sub> SO <sub>4</sub> pH < 2	NaOH pH > 11	Emission	KD Prior to Fractionation Date / Analyst	Fractionation Date / Analyst	Final Concentration Date / Analyst	Final Conc. Volume (ml)	Date Extract Trms.
NY-18361		30.0		3500505050 141	—	—	—	—	—	6/6/05	6/6/05	1 ml	6/6/05
18361		30.0		3500505050 141	—	—	—	—	—	6/6/05	6/6/05	1 ml	6/6/05
NY009	01A	30.1		—	—	—	—	—	—	6/6/05	6/6/05	1 ml	6/6/05
	01AHS	30.1		3500505050 141	—	—	—	—	—	6/6/05	6/6/05	1 ml	6/6/05
	01AHS	30.0		3500505050 141	—	—	—	—	—	6/6/05	6/6/05	1 ml	6/6/05
	02A	30.0		—	—	—	—	—	—	6/6/05	6/6/05	1 ml	6/6/05
	03A	30.0		—	—	—	—	—	—	6/6/05	6/6/05	1 ml	6/6/05
	07A	30.0		—	—	—	—	—	—	6/6/05	6/6/05	1 ml	6/6/05
	10A	30.0		—	—	—	—	—	—	6/6/05	6/6/05	1 ml	6/6/05
	11A	30.0		—	—	—	—	—	—	6/6/05	6/6/05	1 ml	6/6/05
	15A	30.1		—	—	—	—	—	—	6/6/05	6/6/05	1 ml	6/6/05
	16A	30.0		—	—	—	—	—	—	6/6/05	6/6/05	1 ml	6/6/05
NY009	17A	30.0		—	—	—	—	—	—	6/6/05	6/6/05	1 ml	6/6/05
NY009	06A	30.0		3500505050 141	—	—	—	—	—	6/6/05	6/6/05	1 ml	6/6/05
NY009	07A	30.0		—	—	—	—	—	—	6/6/05	6/6/05	1 ml	6/6/05

63


## *Percent Moisture and Percent Solids Report*

<i>Mitkem Sample ID</i>	<i>Client Sample ID</i>	<i>Analyzed</i>	<i>Percent Moisture</i>	<i>Percent Solids</i>	<i>Validated</i>
D0603-01A	B-8 (4.0')	06/13/2005	32	68	No
D0603-02A	B-11 (3.0')	06/13/2005	24	76	No

# MITKEM CORPORATION EXTRACT TRANSFER LOGBOOK: SEMIVOLATILE ANALYSIS

Date Transferred from Prep Lab	Lab ID		Transferred By	Received By	Storage Location	Comments
06/03/05	MB-18304		UG	AJ	R7	
	DO600	01B		✓		
		02B		✓		
		03B		✓		
		04B		✓		
		05B		✓		
	DO600	03B		✓		
	DO608	01B		✓		
		02A		✓		
		03A		✓		
		04A		✓		
		05A		✓		
		06A		✓		
		10A		✓		
06/03/05	DO608	12B	UG	✓		
06/03/05	MB-18320		UG	✓		
	LLS-18320			✓		
	LLSD-18320			✓		
	DO606	01A		✓		
06/03/05	DO606	02A	UG	AJ	R7	
6/6/05	MB18360		mm	JS	R4	
	LCS18360			✓		
	DO607	01A		✓		
		02A		✓		
		02A <sup>MD</sup>		✓		
		02A <sup>MD</sup>		✓		
		03A		✓		
		04A		✓		
		07A		✓		
	DO607	08A		✓		
6/6/05	<del>DO607</del> <sup>mm</sup> DO612	01A	mm	JS	R4	
6/6/05	MB18361		mm	JS	R4	
	LCS18361			✓		
	DO603	01A		✓		
6/6/05	DO603	01A	mm	JS	R4	

Logbook ID 70.0141-04/05

Reviewed By: 

# MITKEM CORPORATION EXTRACT TRANSFER LOGBOOK: SEMIVOLATILE ANALYSIS

Date Transferred from Prep Lab	Lab ID		Transferred By	Received By	Storage Location	Comments
6/6/05	DO609	01A HS	m/m	JS	R4	/
		01A MSD		✓		
		02A		✓		
		03A		✓		
		07A		✓		
		10A		✓		
		11A		✓		
		15A		✓		
		16A		✓		
	DO609	17A		✓		/
	DO623	06A		✓		
6/6/05	DO623	07A	m/m	JS	R4	
6/6/05	MB 18375		m/m	AW	R7	
	LCS 18375			✓		
	DO607	01A		✓		
		02A		✓		
		02A HS		✓		
		02A MSD		✓		
		03A		✓		
		04A		✓		
		07A		✓		
6/6/05	DO607	08A	m/m	✓	R7	
06/06/05	MB-18321		UG	AG	R7	
	LCS-18321			✓		
	DO618	01B		✓		
		HS		✓		
		01B		✓		
		MSD		✓		
		01B		✓		
		05B		✓		
		06B		✓		
06/06/05	DO618	09B	UG	✓		
06/06/05	MB-18322		UG	✓		
	LCS-18322			✓		
	LCS-18322			✓		
06/06/05	DO622	01B	UG	✓ AG	R7	

**MITKEM CORPORATION:**

## TPH/EPH Run Logbook

[illegible]

MITKEM CORPORATION: TPH/EPH Run Logbook

Date	Lab ID	Client	Method	Filename	Dilution	yes/no	Comments	Analyst
6/6/5	1BLU		ETPH-B	FIELD	31	✓		JS
	ETPH CCV				33	✓		
	<del>1BLU</del> <del>MS 18319</del> (25)	1BLU			35	✓		
	<del>MS 18319</del> <del>LC 18319</del>	MS 18319			37	✓		
	<del>LC 18319</del> <del>DOG 18</del>	LC 18319			39	✓		
	<del>LC 18319</del> <del>DOG 18</del>	LC 18319			40	✓		
	<del>DOG 18</del> <del>DOG 18</del>	DOG 18			43	✓		
	<del>DOG 18</del> <del>DOG 18</del>	DOG 18			45	✓		
	<del>DOG 18</del> <del>DOG 18</del>	DOG 18			47	✓		
	<del>DOG 18</del> <del>DOG 18</del>	DOG 18			49	✓		
	<del>DOG 18</del> <del>DOG 18</del>	DOG 18			51	✓		
	<del>DOG 18</del> <del>DOG 18</del>	DOG 18			53	✓		
	<del>DOG 18</del> <del>DOG 18</del>	DOG 18			55	✓		
	<del>DOG 18</del> <del>DOG 18</del>	DOG 18			57	✓		
	<del>DOG 18</del> <del>DOG 18</del>	DOG 18			59	✓		
	<del>DOG 18</del> <del>DOG 18</del>	DOG 18			61	✓		
	<del>DOG 18</del> <del>DOG 18</del>	DOG 18			63	✓		
	<del>DOG 18</del> <del>DOG 18</del>	DOG 18			65	✓		
	<del>DOG 18</del> <del>DOG 18</del>	DOG 18			67	✓		
	<del>DOG 18</del> <del>DOG 18</del>	DOG 18			69	✓		
	<del>DOG 18</del> <del>DOG 18</del>	DOG 18			71	✓		JS

Reviewed by

Logbook ID: 60.0177-04/05

57

0305



# MITKEM CORPORATION: TPH/EPH Run Logbook

Date	Lab ID	Client	Method	Filename	Dilution	yes/no	Comments	Analyst
6/7/15	D0609	07A	ETPH-D	FILE4	73	✓		JS
	↓	10A			75	✓		
	D0609	11A			77	✓		
	ETPH CCU				79	✓		
	D0609	15A			81	✓		
	↓	16A			83	✓		
	D0609	17A			85	✓		
	D0623	06A			89	✓		
6/7/15	D0623	07A			91	✓		
	D0603	0A			93	✓		
	ETPH CCU				95	✓		
	IBLU				97	✓		
	D0609 -	07A			99	✓		
	MB18419			FILE4	01	✓		
	D0656	02A		FILE5	01	✓		
	D0656	02A			01	✓		
	D0656	MSD			01	✓		
6/7/15	ETPH CCU				01	✓		
6/8/15	ETPH CCU	D0656-02A			01	✓		
	↓	D0656-02A			01	✓		
6/8/15	ETPH CCU	D0656-02A			01	✓		
	↓	D0656-02A			01	✓		
	ETPH CCU				01	✓		

**Last Page of Data Report**



*"Environmental Testing For The New Millennium"*

---

June 27, 2005

Day Environmental, Inc.  
40 Commercial Street  
Rochester, NY 14614  
Attn: Mr. Chris Davidson

RE: Client Project: 5 Hunt Road, Jamestown, NY  
Lab Work Order #: D0618

Dear Mr. Davidson:

Enclosed please find the data report of the required analyses for the samples associated with the above referenced project.


If you have any questions regarding this report, please call me.

We appreciate your business.

Sincerely,

A handwritten signature in cursive script, appearing to read "Agnes R. Ng".

Agnes R. Ng  
CLP Project Manager



*\* Data Summary Pack \**

## Mitkem Corporation

### New York State Department of Environmental Conservation Sample Identification and Analytical Requirements Summary

Project Name: **5 HUNTS TOAD, JAMESTOWN**

SDG: **D0618**

Customer Sample ID	Laboratory Sample ID	Analytical Requirements				
		VOA GC/MS Method #	SVOA GC/MS Method #	Pest/PCB Method #	Metals	Other
MW-01	D0618-01	ASP	ASP	ASP	ASP	SEE DATA
MW-03	D0618-02	ASP				
MW-04	D0618-03	ASP				
MW-05	D0618-04	ASP				
MW-06	D0618-05	ASP	ASP	ASP	ASP	SEE DATA
MW-07	D0618-06	ASP	ASP	ASP	ASP	SEE DATA
PW-3	D0618-07	ASP				SEE DATA
MW-7	D0618-08	ASP				SEE DATA
RIN-3	D0618-09	ASP	ASP	ASP	ASP	SEE DATA
TRIP	D0618-10	ASP				

NYASP 10/95

# Mitkem Corporation

## New York State Department of Environmental Conservation

### Sample Preparation and Analyses Summary Volatile (VOA) Analyses

Project Name: **5 HUNTS TOAD, JAMESTOWN**

SDG: **D0618**

Laboratory Sample ID	Matrix	Date Collected	Date Received by Lab	Date Extracted	Date Analyzed
D0618-01A	AQ	5/25/05	5/27/05	NA	6/2/05
D0618-01AMS	AQ	5/25/05	5/27/05		6/3/05
D0618-01AMSD	AQ	5/25/05	5/27/05		6/3/05
D0618-02A	AQ	5/25/05	5/27/05		6/2/05; 6/3/05
D0618-03A	AQ	5/25/05	5/27/05		6/2/05; 6/3/05
D0618-04A	AQ	5/25/05	5/27/05		6/2/05
D0618-05A	AQ	5/25/05	5/27/05		6/2/05; 6/3/05
D0618-06A	AQ	5/25/05	5/27/05		6/2/05; 6/3/05; 6/23/05
D0618-07A	AQ	5/25/05	5/27/05		6/2/05; 6/3/05; 6/23/05
D0618-08A	AQ	5/25/05	5/27/05		6/3/05
D0618-09A	AQ	5/25/05	5/27/05	↓	6/6/05
D0618-10A	AQ	5/25/05	5/27/05	NA	6/1/05

NYASP 10/95

## Mitkem Corporation

New York State Department of Environmental Conservation

## Sample Preparation and Analyses Summary

### Semivolatile (SVOA) Analyses

Project Name: **5 HUNTS TOAD, JAMESTOWN**

SDG: D0618

[illegible]

NYASP 10/95

## Mitkem Corporation

### New York State Department of Environmental Conservation

#### Sample Preparation and Analyses Summary Pesticides/PCB Analyses

Project Name: **5 HUNTS TOAD, JAMESTOWN**

SDG: **D0618**

Laboratory Sample ID	Matrix	Date Collected	Date Received by Lab	Date Extracted	Date Analyzed
D0618-01B	AQ	5/25/05	5/27/05	5/31/05	6/2/05
D0618-01BMS	AQ	5/25/05	5/27/05		
D0618-01BMSD	AQ	5/25/05	5/27/05		
D0618-05B	AQ	5/25/05	5/27/05		
D0618-06B	AQ	5/25/05	5/27/05	↓	↓
D0618-09B	AQ	5/25/05	5/27/05	5/31/05	6/2/05

NYASP 10/95



# Mitkem Corporation

## New York State Department of Environmental Conservation

### Sample Preparation and Analyses Summary Volatile (VOA) Analyses

Project Name: **5 HUNTS TOAD, JAMESTOWN**

SDG: **D0618**

Laboratory Sample ID	Matrix	Analytical Protocol	Extraction Method	Low/Medium Level	Dil/Conc Factor
D0618-01A	AQ	ASP	NA	Low	1
D0618-01AMS	AQ	ASP			1
D0618-01AMSD	AQ	ASP			1
D0618-02A	AQ	ASP			1, 20
D0618-03A	AQ	ASP			1, 20
D0618-04A	AQ	ASP			1
D0618-05A	AQ	ASP			1, 10
D0618-06A	AQ	ASP			1, 50, 100
D0618-07A	AQ	ASP			1, 200, 800
D0618-08A	AQ	ASP			1, 1000
D0618-09A	AQ	ASP	↓	↓	1
D0618-10A	AQ	ASP	NA	Low	1

NYASP 10/95

## Mitkem Corporation

New York State Department of Environmental Conservation

### Sample Preparation and Analyses Summary

#### Semivolatile (SVOA) Analyses

Project Name: **5 HUNTS TOAD, JAMESTOWN**

SDG: D0618

[illegible]

NYASP 10/95

## Mitkem Corporation

### New York State Department of Environmental Conservation

#### Sample Preparation and Analyses Summary Pesticides/PCB Analyses

Project Name: **5 HUNTS TOAD, JAMESTOWN**

SDG: **D0618**

Laboratory Sample ID	Matrix	Analytical Protocol	Extraction Method	Auxiliary Cleanup	Dil/Conc Factor
D0618-01B	AQ	ASP	3510C	Florisil / Sulfur	1
D0618-01BMS	AQ	ASP	↓	↓	↓
D0618-01BMSD	AQ	ASP	↓	↓	↓
D0618-05B	AQ	ASP	↓	↓	↓
D0618-06B	AQ	ASP	↓	↓	↓
D0618-09B	AQ	ASP	3510C	Florisil / Sulfur	1

NYASP 10/95

## Mitkem Corporation

### New York State Department of Environmental Conservation

#### Sample Preparation and Analyses Summary Inorganic Analyses

Project Name: **5 HUNTS TOAD, JAMESTOWN**

SDG: **D0618**

Laboratory Sample ID	Matrix	Metals Requested	Date Received by Lab	Date Analyzed
D0618-01C	AQ	ASP	5/27/05	6/3/05 - 6/7/05
D0618-01CMS	AQ	ASP	5/27/05	↓
D0618-01CMSD	AQ	ASP	5/27/05	
D0618-05C	AQ	ASP	5/27/05	
D0618-06C	AQ	ASP	5/27/05	
D0618-09C	AQ	ASP	5/27/05	6/3/05 - 6/7/05

NYASP 10/95

Analytical Data Package for Day Environmental, Inc.

Client Project No.: 5 Hunt Road, Jamestown, NY

Mitkem Work Order ID: D0618

June 27, 2005

Prepared For: Day Environmental, Inc.  
40 Commercial Street  
Rochester, NY 14614  
Attn: Mr. Jeff Danzinger

Prepared By: Mitkem Corporation  
175 Metro Center Boulevard  
Warwick, RI 02886  
(401) 732-3400

## **SDG Narrative**

Mitkem Corporation submits the enclosed data package in response to Day Environmental Inc.'s 5 Hunt Road, Jamestown, NY project. Under this deliverable, analysis results are presented for ten aqueous samples that were received on May 27, 2005. Analyses were performed per specifications in the project's contract and the chain of custody forms. Please note that the temperature of the sample-shipping coolers were noted to be 8 degrees C, above the normal range of 2-6 degrees C. This was communicated to the client, who approved proceeding with the analyses. Following the narrative is the Mitkem Work Order for cross-referencing client sample ID with laboratory sample ID.

The analyses were performed and reported per NYSDEC ASP (2000 update) requirement for Category B deliverable with the exception of total petroleum hydrocarbons. The analysis results for total petroleum hydrocarbons are presented in the standard Mitkem format with supporting raw data.

The following observation and/or deviations are observed for the following analyses:

### **1. Overall observation:**

Where needed, manual integrations were performed to improve data quality. The corrections were reviewed and associated hardcopies generated and reported as required. Manual integrations are coded to provide the data reviewer justification for such action. The codes are labeled on the ion chromatogram signal (GC/MS signal) and chromatogram for GC based analysis as follows:

- M1        peak tailing or fronting.
- M2        peak co-elution.
- M3        rising or falling baseline.
- M4        retention time shift.
- M5        miscellaneous – under this category, the justification is explained.

The enclosed report includes the originals of all data with the exception of logbook pages and certain initial calibrations. Photocopies of logbook pages are included, with the originals maintained on file at the laboratory. The originals of initial calibrations that are shared among several cases are maintained on file at the laboratory, with photocopies included in the data package.

## 2. Volatiles Analysis:

Trap used for instrument V6: OI Analytical #10 trap containing 8 cm each of Tenax, silica gel and carbon molecular sieve.

GC column used: 30 m x 0.25 mm id (1.4 um film thickness) DB-624 capillary column.

The aqueous samples were acid preserved; pH <2.

Alkanes were determined as part of TIC. The alkanes are reported in the Alkane Narrative Report following the SDG Narrative.

Surrogate recovery: recoveries were within the QC limits with the exception of marginally low recovery of toluene-d8 in sample MW-06 and MW-7. The samples were re-analyzed with at dilution with surrogate recoveries within the QC limits. Toluene-d8 and bromofluorobenzene were recovered low in the second diluted analyses for samples MW-07 and PW-3. Surrogate recoveries were within the QC limits in the initial and first diluted analysis.

Lab control sample: spike recoveries were within the QC limits.

Matrix spike/matrix spike duplicate: duplicate matrix spikes were performed on sample MW-01. Spike recoveries were within the QC limits with the exception of high recovery of toluene in the matrix spike and high recovery of benzene and toluene in the matrix spike duplicate. Replicate RPDs were within the QC limits.

Sample analysis: due to high concentration of target analytes, the following samples were re-analyzed at dilution: MW-03 (20x), MW-04 (20x), MW-06 (10x), MW-07 (50x), MW-7 (1000x) and PW-3 (200x). Due to the concentration of tetrachloroethene and/or cis-1,2-dichloroethene exceeding the instrument calibration range, the following samples were further re-analyzed at dilution: MW-07 (100x) and PW-3 (800x). The suffix "DL1" is appended to the sample IDs, indicating the second analysis at dilution. The diluted analysis for sample MW-7 and the second diluted analysis for samples MW-07 and PW-3 were performed outside of hold time. The initial analysis and initial dilution were performed within hold time. No other unusual observation was made for the analysis.

## 3. Semivolatile Analysis:

GC column: 30 m x 0.25 mm id (0.5 um film thickness) DB-5MS capillary column

Surrogate recovery: recoveries were within the QC limits with the exception of high recovery of high recovery of several surrogates in all the samples including the method blank and lab control sample. Due to analyst oversight, sample 55FB0526 and the associated QC samples were mis-spiked. The samples were spiked with a surrogate spike solution that did not contain the two advisory surrogates, 2-chlorophenol-d4 and 1,2-dichlorobenzene-d4. The samples were not re-extracted due to insufficient sample volume.

Lab control sample: spike recoveries were within the QC limits with the exception of high recovery of 4-chloro-3-methylphenol, 4-nitrophenol, 2, 4-dinitrotoluene and pyrene.

Matrix spike/matrix spike duplicate: duplicate matrix spikes were performed on sample MW-01. Spike recoveries were within the QC limits with the exception of high recovery of 4-chloro-3-methylphenol, 4-nitrophenol, pentachlorophenol and pyrene in the matrix spike and 4-chloro-3-methylphenol, 4-nitrophenol, 2, 4-dinitrotoluene, pentachlorophenol and pyrene in the matrix spike duplicate. Replicate RPDs were within the QC limits.

Sample analysis: no other unusual observation was made for the analysis.

#### 4. Pesticides/PCB Analysis:

GC column used: 30 m x 0.53 mm id (0.5 um film thickness) CLPPest and 30 m x 0.53 mm id (0.42 um film thickness) CLPPestII megabore columns

Surrogate recovery: recoveries were within the QC limits.

Lab control sample: spike recoveries were within the QC limits.

Matrix spike/matrix spike duplicate: duplicate matrix spikes were performed on sample MW-01. Spike recoveries and replicate RPDs were within the QC limits.

Sample analysis: no unusual observation was made for the analysis.

#### 5. Total Petroleum Hydrocarbon Analysis:

Surrogate recovery: recovery was within the QC limits.

Lab control sample/lab control sample duplicate: spike recovery and replicate RPD were within the QC limits.

Sample analysis: sample MW-07 contains resolved and unresolved peaks in the retention time range for a low boiling point product such as kerosene or jet fuel. Sample PW-3 contains



TPH consisting of a primarily a single large peak. This indicates a single chemical component, rather than a petroleum product, which is a complex mixture of a large number of chemical components. Sample MW-7 does not contain sufficient hydrocarbons to identify a petroleum product. No other unusual observation was made for the analysis.

#### 6. Metals Analysis:

Mercury was analyzed using a Perkin Elmer Model 100 FIMS cold vapor atomic absorption analyzer. The other elements were analyzed using either a Perkin Elmer Model 3100XL Optima or a Perkin Elmer Model 4300DV ICAP.

Lab control sample: spike recovery was within the QC limits.

Matrix spike: matrix spike was performed on sample MW-01. Spike recoveries were within the QC limits with the exception of antimony, selenium and silver. These elements are flagged with an "N" on the data report forms. A post digest spike was performed and reported for antimony and selenium. Per the method, a post digest spike is not required for silver. The spike recovery for aluminum, iron, manganese and lead could not be accurately determined, as the sample concentration was significantly greater than the spike concentration. When the sample concentration is more than four times the spike concentration, it tends to obscure the relatively smaller spike amount; control limits do not apply in this circumstance.

Matrix duplicate: matrix duplicate was performed on sample MW-01. Replicate RPDs were within the QC limits.

Sample analysis: serial dilution was performed on sample MW-01 with replicate RPDs within the QC limits with the exception of barium, cobalt, iron, lead, magnesium, manganese, nickel, vanadium and zinc. These elements are qualified with an "E" on the data report forms. This is could be due to matrix interference from the high concentration of salts in the sample. No other unusual observation was made for the analysis.

#### 7. Cyanide Analysis:

The cyanide samples were prepared using minidistill apparatus by Kontes. The resultant distillates were analyzed using a Lachat QuikChem 8000 autoanalyzer.

Lab control sample: spike recovery was within the QC limits.

Matrix spike: matrix spike was performed on sample MW-01. Spike recovery was within the QC limits.

Matrix duplicate: matrix duplicate was performed on sample MW-01. Replicate RPD was within the QC limits.

Sample analysis: no unusual observation was made for the analysis.

All pages in this report have been numbered consecutively, starting with the title page and ending with a page saying only "Last Page of Data Report".

I certify that this data package is in compliance, both technically and for completeness, for other than the conditions detailed above. Release of the data contained in this hardcopy data package has been authorized by the laboratory manager or his designee, as verified by the following signature.

A handwritten signature in black ink, appearing to read 'Agnes Ng' with a stylized flourish at the end.

Agnes Ng  
CLP Project Manager  
06/27/05

ALKANE NARRATIVE REPORT  
Report date : 06/24/2005  
SDG: MD0618

Client Sample ID: PW-3	Lab Sample ID: D0618-07A	File ID: V6D6409
Compound	RT	Est. Conc. Q
Cyclic Alkane	14.20	12 J

Client ID: DAY

Project: Jamestown

Location: 5 HUNTS ROAD, JAMESTOWN

Comments: N/A

Case:

SDG:

PO: 3563S-04

Report Level: ASP-B

EDD:

HC Due: 06/17/05

Fax Due:

Sample ID	Client Sample ID	Collection Date	Date Received	Matrix	Test Code	Lab Test Comments	Hold	MS	SEL	Storage
D0618-01A	MW-01	05/25/05 09:50	05/27/05	Aqueous	OLM4.2_VOA_W	NYS CLP - ADD LCS		<input checked="" type="checkbox"/>		VOA
D0618-01B	MW-01	05/25/05 09:50	05/27/05	Aqueous	OLM4.2_PP_W	NYS CLP - ADD LCS	<input type="checkbox"/>	<input checked="" type="checkbox"/>	<input type="checkbox"/>	J1
					OLM4.2_SVOA_W	NYS CLP - ADD LCS	<input type="checkbox"/>	<input checked="" type="checkbox"/>	<input type="checkbox"/>	J1
D0618-01C	MW-01	05/25/05 09:50	05/27/05	Aqueous	ILM4.1_HG_W	ILM	<input type="checkbox"/>	<input checked="" type="checkbox"/>	<input type="checkbox"/>	M3
					ILM4.1_ICP_W	ILM	<input type="checkbox"/>	<input checked="" type="checkbox"/>	<input type="checkbox"/>	M3
D0618-01D	MW-01	05/25/05 09:50	05/27/05	Aqueous	ILM4.1_CN_W		<input type="checkbox"/>	<input checked="" type="checkbox"/>	<input type="checkbox"/>	J1
D0618-02A	MW-03	05/25/05 13:12	05/27/05	Aqueous	OLM4.2_VOA_W	NYS CLP - ADD LCS	<input type="checkbox"/>	<input type="checkbox"/>	<input type="checkbox"/>	VOA
D0618-03A	MW-04	05/25/05 12:59	05/27/05	Aqueous	OLM4.2_VOA_W	NYS CLP - ADD LCS	<input type="checkbox"/>	<input type="checkbox"/>	<input type="checkbox"/>	VOA
D0618-04A	MW-05	05/25/05 12:50	05/27/05	Aqueous	OLM4.2_VOA_W	NYS CLP - ADD LCS	<input type="checkbox"/>	<input type="checkbox"/>	<input type="checkbox"/>	VOA
D0618-05A	MW-06	05/25/05 13:08	05/27/05	Aqueous	OLM4.2_VOA_W	NYS CLP - ADD LCS	<input type="checkbox"/>	<input type="checkbox"/>	<input type="checkbox"/>	VOA
D0618-05B	MW-06	05/25/05 13:08	05/27/05	Aqueous	OLM4.2_PP_W	NYS CLP - ADD LCS	<input type="checkbox"/>	<input type="checkbox"/>	<input type="checkbox"/>	J1

Client Rep: Agnes R Ng

Page 1 of 3

Client ID: DAY

Project: Jamestown

Location: 5 HUNTS ROAD, JAMESTOWN

Comments: N/A

Case:

SDG:

PO: 3563S-04

Report Level: ASP-B

EDD:

HC Due: 06/17/05

Fax Due:

Sample ID	Client Sample ID	Collection Date	Date Received	Matrix	Test Code	Lab Test Comments	Hold	MS	SEL	Storage
D0618-05B	MW-06	05/25/05 13:08	05/27/05	Aqueous	OLM4.2_SVOA_W	NYS CLP - ADD LCS	<input type="checkbox"/>	<input type="checkbox"/>	<input type="checkbox"/>	J1
D0618-05C	MW-06	05/25/05 13:08	05/27/05	Aqueous	ILM4.1_HG_W	ILM	<input type="checkbox"/>	<input type="checkbox"/>	<input type="checkbox"/>	M3
					ILM4.1_ICP_W	ILM	<input type="checkbox"/>	<input type="checkbox"/>	<input checked="" type="checkbox"/>	M3
D0618-05D	MW-06	05/25/05 13:08	05/27/05	Aqueous	ILM4.1_CN_W		<input type="checkbox"/>	<input type="checkbox"/>	<input type="checkbox"/>	J1
D0618-06A	MW-07	05/25/05 14:07	05/27/05	Aqueous	OLM4.2_VOA_W	NYS CLP - ADD LCS	<input type="checkbox"/>	<input type="checkbox"/>	<input type="checkbox"/>	VOA
D0618-06B	MW-07	05/25/05 14:07	05/27/05	Aqueous	OLM4.2_PP_W	NYS CLP - ADD LCS	<input type="checkbox"/>	<input type="checkbox"/>	<input type="checkbox"/>	J1
					OLM4.2_SVOA_W	NYS CLP - ADD LCS	<input type="checkbox"/>	<input type="checkbox"/>	<input type="checkbox"/>	J1
					TPH_W	plus fingerprint, method 310.	<input type="checkbox"/>	<input type="checkbox"/>	<input type="checkbox"/>	J1
D0618-06C	MW-07	05/25/05 14:07	05/27/05	Aqueous	ILM4.1_HG_W	ILM	<input type="checkbox"/>	<input type="checkbox"/>	<input type="checkbox"/>	M3
					ILM4.1_ICP_W	ILM	<input type="checkbox"/>	<input type="checkbox"/>	<input checked="" type="checkbox"/>	M3
D0618-06D	MW-07	05/25/05 14:07	05/27/05	Aqueous	ILM4.1_CN_W		<input type="checkbox"/>	<input type="checkbox"/>	<input type="checkbox"/>	J1
D0618-07A	PW-3	05/25/05 14:19	05/27/05	Aqueous	OLM4.2_VOA_W	NYS CLP - ADD LCS	<input type="checkbox"/>	<input type="checkbox"/>	<input type="checkbox"/>	VOA

Client Rep: Agnes R Ng

Page

2 of 3

Client ID: DAY

Project: Jamestown

Location: 5 HUNTS ROAD, JAMESTOWN

Comments: N/A

Case:

SDG:

PO: 3563S-04

Report Level: ASP-B

EDD:

HC Due: 06/17/05

Fax Due:

Sample ID	Client Sample ID	Collection Date	Date Received	Matrix	Test Code	Lab Test Comments	Isld	MS	SEL	Storage
D0618-07B	PW-3	05/25/05 14:19	05/27/05	Aqueous	TPH_W	plus fingerprint, method 310.	<input type="checkbox"/>	<input type="checkbox"/>	<input type="checkbox"/>	J1
D0618-08A	MW-7	05/25/05 14:29	05/27/05	Aqueous	OLM4.2_VOA_W	NYS CLP - ADD LCS	<input type="checkbox"/>	<input type="checkbox"/>	<input type="checkbox"/>	VOA
D0618-08B	MW-7	05/25/05 14:29	05/27/05	Aqueous	TPH_W	plus fingerprint, method 310.	<input type="checkbox"/>	<input type="checkbox"/>	<input type="checkbox"/>	J1
D0618-09A	RIN-3	05/25/05 13:41	05/27/05	Aqueous	OLM4.2_VOA_W	NYS CLP - ADD LCS	<input type="checkbox"/>	<input type="checkbox"/>	<input type="checkbox"/>	VOA
D0618-09B	RIN-3	05/25/05 13:41	05/27/05	Aqueous	OLM4.2_PP_W	NYS CLP - ADD LCS	<input type="checkbox"/>	<input type="checkbox"/>	<input type="checkbox"/>	J1
					OLM4.2_SVOA_W	NYS CLP - ADD LCS	<input type="checkbox"/>	<input type="checkbox"/>	<input type="checkbox"/>	J1
D0618-09C	RIN-3	05/25/05 13:41	05/27/05	Aqueous	ILM4.1_HG_W	ILM	<input type="checkbox"/>	<input type="checkbox"/>	<input type="checkbox"/>	M3
					ILM4.1_ICP_W	ILM	<input type="checkbox"/>	<input type="checkbox"/>	<input checked="" type="checkbox"/>	M3
D0618-09D	RIN-3	05/25/05 13:41	05/27/05	Aqueous	ILM4.1_CN_W		<input type="checkbox"/>	<input type="checkbox"/>	<input type="checkbox"/>	J1
D0618-10A	TRIP	05/25/05 00:00	05/27/05	Aqueous	OLM4.2_VOA_W	NYS CLP - ADD LCS	<input type="checkbox"/>	<input type="checkbox"/>	<input type="checkbox"/>	VOA

Client Rep: Agnes R Ng

Page

3 of 3



## Analysis Report: Fuel Identification

Client: DAY  
Analysis: 310.13  
Matrix: Soil  
Extraction Date: 05/31/2005

<u>Lab ID</u>	<u>Client ID</u>	<u>Result</u>	<u>Analysis Date:</u>
D0618-06B	MW-07	see below	06/06/2005
D0618-07B	PW-3	see below	06/06/2005
D0618-08B	MW-7	see below	06/06/2005

### Fuel Identification:

Sample D0618-06B contains resolved and unresolved peaks in the retention time range for low boiling-point petroleum product such as kerosene or jet fuel.

Sample D0618-07B contains TPH consisting of primarily a single large peak. This indicates a single chemical component, rather than a petroleum product, which is a complex mixture of a large number of chemical components. This extract could be analyzed by GC/MS to identify this large peak.

Sample D0618-08B does not contain sufficient hydrocarbons to identify a petroleum product.

Mitkem Corporation

Date: 20-Jun-05

Client: Day Environmental, Inc.  
Client Sample ID: MW-07  
Lab ID: D0618-06

Project: Jamestown  
Collection Date: 05/25/05 14:07

Analyses	Result	Qual	RL	Units	DF	Date Analyzed	Batch ID
TOTAL PETROLEUM HYDROCARBONS (TPH) BY GC-FID				TPH_W			
Extractable Total Petroleum Hydrocarbon	0.86		0.35	mg/L	1	06/06/2005 18:09	18319
Surr: para-Terphenyl	79.0		24.4-123	%REC	1	06/06/2005 18:09	18319

Qualifiers: ND - Not Detected at the Reporting Limit  
J - Analyte detected below quantitation limits  
B - Analyte detected in the associated Method Blank  
DF - Dilution Factor

S - Spike Recovery outside accepted recovery limits  
R - RPD outside accepted recovery limits  
E - Value above quantitation range  
RL - Reporting Limit



Mitkem Corporation

Date: 20-Jun-05

Client: Day Environmental, Inc.  
Client Sample ID: PW-3  
Lab ID: D0618-07

Project: Jamestown  
Collection Date: 05/25/05 14:19

Analyses	Result	Qual	RL	Units	DF	Date Analyzed	Batch ID
TOTAL PETROLEUM HYDROCARBONS (TPH) BY GC-FID				TPH_W			
Extractable Total Petroleum Hydrocarbon	1.1		0.35	mg/L	1	06/06/2005 18:48	18319
Surr: para-Terphenyl	70.5		24.4-123	%REC	1	06/06/2005 18:48	18319

Qualifiers: ND - Not Detected at the Reporting Limit  
J - Analyte detected below quantitation limits  
B - Analyte detected in the associated Method Blank  
DF - Dilution Factor

S - Spike Recovery outside accepted recovery limits  
R - RPD outside accepted recovery limits  
E - Value above quantitation range  
RL - Reporting Limit

Mitkem Corporation

Date: 20-Jun-05

Client: Day Environmental, Inc.  
Client Sample ID: MW-7  
Lab ID: D0618-08

Project: Jamestown  
Collection Date: 05/25/05 14:29

Analyses	Result	Qual	RL	Units	DF	Date Analyzed	Batch ID
TOTAL PETROLEUM HYDROCARBONS (TPH) BY GC-FID				TPH_W			
Extractable Total Petroleum Hydrocarbon	ND		0.35	mg/L	1	06/06/2005 19:26	18319
Surr: para-Terphenyl	91.9		24.4-123	%REC	1	06/06/2005 19:26	18319

Qualifiers: ND - Not Detected at the Reporting Limit  
J - Analyte detected below quantitation limits  
B - Analyte detected in the associated Method Blank  
DF - Dilution Factor

S - Spike Recovery outside accepted recovery limits  
R - RPD outside accepted recovery limits  
E - Value above quantitation range  
RI - Reporting Limit

# Mitkem Corporation

Date: 20-Jun-05

CLIENT: Day Environmental, Inc.

Work Order: D0618

Project: Jamestown

## ANALYTICAL QC SUMMARY REPORT

TestCode: TPH\_W

Sample ID	MB-18319	SampleType: MBLK	TestCode: TPH_W	Prep Date: 05/31/2005	Run ID: F1_050606C
Client ID:	MB-18319	Batch ID: 18319	Units: mg/L	Analysis Date: 06/06/2005	SeqNo: 357122
Analyte	Result	PQL	SPK value	SPK Ref Val	%REC LowLimit HighLimit RPD Ref Val %RPD RPDLimit Qual
Extractable Total Petroleum Hydrocarbon	ND	0.35			
Surr: para-Terphenyl	0.04605	0.025	0.05	0	92.1 24.4 123 0 0
Sample ID	LCS-18319	SampleType: LCS	TestCode: TPH_W	Prep Date: 05/31/2005	Run ID: F1_050606C
Client ID:	LCS-18319	Batch ID: 18319	Units: mg/L	Analysis Date: 06/06/2005	SeqNo: 357123
Analyte	Result	PQL	SPK value	SPK Ref Val	%REC LowLimit HighLimit RPD Ref Val %RPD RPDLimit Qual
Extractable Total Petroleum Hydrocarbon	4.213	0.35	5	0.1041	82.2 64.1 111 0 0
Surr: para-Terphenyl	0.0422	0.025	0.05	0	84.4 24.4 123 0 0
Sample ID	LCSD-18319	SampleType: LCSD	TestCode: TPH_W	Prep Date: 05/31/2005	Run ID: F1_050606C
Client ID:	LCSD-18319	Batch ID: 18319	Units: mg/L	Analysis Date: 06/06/2005	SeqNo: 357124
Analyte	Result	PQL	SPK value	SPK Ref Val	%REC LowLimit HighLimit RPD Ref Val %RPD RPDLimit Qual
Extractable Total Petroleum Hydrocarbon	3.226	0.35	5	0.1041	62.4 64.1 111 0 0
Surr: para-Terphenyl	0.03379	0.025	0.05	0	67.6 24.4 123 0 0

Qualifiers: ND - Not Detected at the Reporting Limit S - Spike Recovery outside accepted recovery limits B - Analyte detected in the associated Method Blank  
J - Analyte detected below quantitation limits R - RPD outside accepted recovery limits

1A  
VOLATILE ORGANICS ANALYSIS DATA SHEET

EPA SAMPLE NO.

MW-01

Lab Name: MITKEM CORPORATION Contract: \_\_\_\_\_

Lab Code: MITKEM Case No.: \_\_\_\_\_ SAS No.: \_\_\_\_\_ SDG No.: MD0618

Matrix: (soil/water) WATER Lab Sample ID: D0618-01A

Sample wt/vol: 5.000 (g/mL) ML Lab File ID: V6D6401

Level: (low/med) LOW Date Received: 05/27/05

% Moisture: not dec. \_\_\_\_\_ Date Analyzed: 06/02/05

GC Column: DB-624 ID: 0.25 (mm) Dilution Factor: 1.0

Soil Extract Volume: \_\_\_\_\_ (uL) Soil Aliquot Volume: \_\_\_\_\_ (uL)

CONCENTRATION UNITS:  
(ug/L or ug/Kg) UG/L Q

CAS NO.	COMPOUND		
75-71-8	Dichlorodifluoromethane	10	U
74-87-3	Chloromethane	10	U
75-01-4	Vinyl Chloride	10	U
74-83-9	Bromomethane	10	U
75-00-3	Chloroethane	10	U
75-69-4	Trichlorofluoromethane	10	U
75-35-4	1,1-Dichloroethene	10	U
76-13-1	1,1,2-Trichloro-1,2,2-trifluoroethane	10	U
67-64-1	Acetone	10	U
75-15-0	Carbon Disulfide	10	U
79-20-9	Methyl Acetate	10	U
75-09-2	Methylene Chloride	10	U
156-60-5	trans-1,2-Dichloroethene	10	U
1634-04-4	Methyl tert-Butyl Ether	10	U
75-34-3	1,1-Dichloroethane	10	U
156-59-2	cis-1,2-Dichloroethene	10	U
78-93-3	2-Butanone	10	U
67-66-3	Chloroform	10	U
71-55-6	1,1,1-Trichloroethane	10	U
110-82-7	Cyclohexane	10	U
56-23-5	Carbon Tetrachloride	10	U
71-43-2	Benzene	10	U
107-06-2	1,2-Dichloroethane	10	U

1B  
VOLATILE ORGANICS ANALYSIS DATA SHEET

EPA SAMPLE NO.

MW-01

Lab Name: MITKEM CORPORATION Contract: \_\_\_\_\_

Lab Code: MITKEM Case No.: \_\_\_\_\_ SAS No.: \_\_\_\_\_ SDG No.: MD0618

Matrix: (soil/water) WATER Lab Sample ID: D0618-01A

Sample wt/vol: 5.000 (g/mL) ML Lab File ID: V6D6401

Level: (low/med) LOW Date Received: 05/27/05

% Moisture: not dec. \_\_\_\_\_ Date Analyzed: 06/02/05

GC Column: DB-624 ID: 0.25 (mm) Dilution Factor: 1.0

Soil Extract Volume: \_\_\_\_\_ (uL) Soil Aliquot Volume: \_\_\_\_\_ (uL)

CONCENTRATION UNITS:  
(ug/L or ug/Kg) UG/L Q

CAS NO.	COMPOUND		
79-01-6	Trichloroethene	10	U
108-87-2	Methylcyclohexane	10	U
78-87-5	1,2-Dichloropropane	10	U
75-27-4	Bromodichloromethane	10	U
10061-01-5	cis-1,3-Dichloropropene	10	U
108-10-1	4-Methyl-2-Pentanone	10	U
108-88-3	Toluene	10	U
10061-02-6	trans-1,3-Dichloropropene	10	U
79-00-5	1,1,2-Trichloroethane	10	U
127-18-4	Tetrachloroethene	10	U
591-78-6	2-Hexanone	10	U
124-48-1	Dibromochloromethane	10	U
106-93-4	1,2-Dibromoethane	10	U
108-90-7	Chlorobenzene	10	U
100-41-4	Ethylbenzene	10	U
1330-20-7	Xylene (Total)	10	U
100-42-5	Styrene	10	U
75-25-2	Bromoform	10	U
98-82-8	Isopropylbenzene	10	U
79-34-5	1,1,2,2-Tetrachloroethane	10	U
541-73-1	1,3-Dichlorobenzene	10	U
106-46-7	1,4-Dichlorobenzene	10	U
95-50-1	1,2-Dichlorobenzene	10	U
96-12-8	1,2-Dibromo-3-chloropropane	10	U
120-82-1	1,2,4-Trichlorobenzene	10	U

1F  
VOLATILE ORGANICS ANALYSIS DATA SHEET  
TENTATIVELY IDENTIFIED COMPOUNDS

EPA SAMPLE NO.

MW-01

Lab Name: MITKEM CORPORATION Contract: \_\_\_\_\_

Lab Code: MITKEM Case No.: \_\_\_\_\_ SAS No.: \_\_\_\_\_ SDG No.: MD0618

Matrix: (soil/water) WATER

Lab Sample ID: D0618-01A

Sample wt/vol: 5.000 (g/mL) ML

Lab File ID: V6D6401

Level: (low/med) LOW

Date Received: 05/27/05

% Moisture: not dec. \_\_\_\_\_

Date Analyzed: 06/02/05

GC Column: DB-624 ID: 0.25 (mm)

Dilution Factor: 1.0

Soil Extract Volume: \_\_\_\_\_ (uL)

Soil Aliquot Volume: \_\_\_\_\_ (uL)

Number TICs found: 5

CONCENTRATION UNITS:  
(ug/L or ug/Kg) ug/L

CAS NUMBER	COMPOUND NAME	RT	EST. CONC.	Q
1. 2245-38-7	NAPHTHALENE, 1,6,7-TRIMETHYL	18.17	10	NJ
2. 829-26-5	NAPHTHALENE, 2,3,6-TRIMETHYL	18.21	9	NJ
3. 2131-42-2	NAPHTHALENE, 1,4,6-TRIMETHYL	18.38	8	NJ
4. 2245-38-7	NAPHTHALENE, 1,6,7-TRIMETHYL	18.45	6	NJ
5. 829-26-5	NAPHTHALENE, 2,3,6-TRIMETHYL	18.60	11	NJ
6.				
7.				
8.				
9.				
10.				
11.				
12.				
13.				
14.				
15.				
16.				
17.				
18.				
19.				
20.				
21.				
22.				
23.				
24.				
25.				
26.				
27.				
28.				
29.				
30.				

1A  
VOLATILE ORGANICS ANALYSIS DATA SHEET

EPA SAMPLE NO.

MW-01MS

Lab Name: MITKEM CORPORATION Contract: \_\_\_\_\_

Lab Code: MITKEM Case No.: \_\_\_\_\_ SAS No.: \_\_\_\_\_ SDG No.: MD0618

Matrix: (soil/water) WATER Lab Sample ID: D0618-01AMS

Sample wt/vol: 5.000 (g/mL) ML Lab File ID: V6D6427

Level: (low/med) LOW Date Received: 05/27/05

% Moisture: not dec. \_\_\_\_\_ Date Analyzed: 06/03/05

GC Column: DB-624 ID: 0.25 (mm) Dilution Factor: 1.0

Soil Extract Volume: \_\_\_\_\_ (uL) Soil Aliquot Volume: \_\_\_\_\_ (uL)

CONCENTRATION UNITS:  
(ug/L or ug/Kg) UG/L Q

CAS NO.	COMPOUND		
75-71-8	Dichlorodifluoromethane	10	U
74-87-3	Chloromethane	10	U
75-01-4	Vinyl Chloride	10	U
74-83-9	Bromomethane	10	U
75-00-3	Chloroethane	10	U
75-69-4	Trichlorofluoromethane	10	U
75-35-4	1,1-Dichloroethene	55	
76-13-1	1,1,2-Trichloro-1,2,2-trifluoroethane	10	U
67-64-1	Acetone	10	U
75-15-0	Carbon Disulfide	10	U
79-20-9	Methyl Acetate	10	U
75-09-2	Methylene Chloride	10	U
156-60-5	trans-1,2-Dichloroethene	10	U
1634-04-4	Methyl tert-Butyl Ether	10	U
75-34-3	1,1-Dichloroethane	10	U
156-59-2	cis-1,2-Dichloroethene	10	U
78-93-3	2-Butanone	10	U
67-66-3	Chloroform	10	U
71-55-6	1,1,1-Trichloroethane	10	U
110-82-7	Cyclohexane	10	U
56-23-5	Carbon Tetrachloride	10	U
71-43-2	Benzene	62	
107-06-2	1,2-Dichloroethane	10	U

1B  
VOLATILE ORGANICS ANALYSIS DATA SHEET

EPA SAMPLE NO.

MW-01MS

Lab Name: MITKEM CORPORATION Contract: \_\_\_\_\_

Lab Code: MITKEM Case No.: \_\_\_\_\_ SAS No.: \_\_\_\_\_ SDG No.: MD0618

Matrix: (soil/water) WATER Lab Sample ID: D0618-01AMS

Sample wt/vol: 5.000 (g/mL) ML Lab File ID: V6D6427

Level: (low/med) LOW Date Received: 05/27/05

% Moisture: not dec. \_\_\_\_\_ Date Analyzed: 06/03/05

GC Column: DB-624 ID: 0.25 (mm) Dilution Factor: 1.0

Soil Extract Volume: \_\_\_\_\_ (uL) Soil Aliquot Volume: \_\_\_\_\_ (uL)

CONCENTRATION UNITS:  
(ug/L or ug/Kg) UG/L Q

CAS NO.	COMPOUND		
79-01-6	Trichloroethene	58	
108-87-2	Methylcyclohexane	10	U
78-87-5	1,2-Dichloropropane	10	U
75-27-4	Bromodichloromethane	10	U
10061-01-5	cis-1,3-Dichloropropene	10	U
108-10-1	4-Methyl-2-Pentanone	10	U
108-88-3	Toluene	64	
10061-02-6	trans-1,3-Dichloropropene	10	U
79-00-5	1,1,2-Trichloroethane	10	U
127-18-4	Tetrachloroethene	10	U
591-78-6	2-Hexanone	10	U
124-48-1	Dibromochloromethane	10	U
106-93-4	1,2-Dibromoethane	10	U
108-90-7	Chlorobenzene	64	
100-41-4	Ethylbenzene	10	U
1330-20-7	Xylene (Total)	10	U
100-42-5	Styrene	10	U
75-25-2	Bromoform	10	U
98-82-8	Isopropylbenzene	10	U
79-34-5	1,1,2,2-Tetrachloroethane	10	U
541-73-1	1,3-Dichlorobenzene	10	U
106-46-7	1,4-Dichlorobenzene	10	U
95-50-1	1,2-Dichlorobenzene	10	U
96-12-8	1,2-Dibromo-3-chloropropane	10	U
120-82-1	1,2,4-Trichlorobenzene	10	U



1A  
VOLATILE ORGANICS ANALYSIS DATA SHEET

EPA SAMPLE NO.

MW-01MSD

Lab Name: MITKEM CORPORATION Contract: \_\_\_\_\_

Lab Code: MITKEM Case No.: \_\_\_\_\_ SAS No.: \_\_\_\_\_ SDG No.: MD0618

Matrix: (soil/water) WATER Lab Sample ID: D0618-01AMSD

Sample wt/vol: 5.000 (g/mL) ML Lab File ID: V6D6428

Level: (low/med) LOW Date Received: 05/27/05

% Moisture: not dec. \_\_\_\_\_ Date Analyzed: 06/03/05

GC Column: DB-624 ID: 0.25 (mm) Dilution Factor: 1.0

Soil Extract Volume: \_\_\_\_\_ (uL) Soil Aliquot Volume: \_\_\_\_\_ (uL)

CONCENTRATION UNITS:  
(ug/L or ug/Kg) UG/L Q

CAS NO.	COMPOUND		
75-71-8	Dichlorodifluoromethane	10	U
74-87-3	Chloromethane	10	U
75-01-4	Vinyl Chloride	10	U
74-83-9	Bromomethane	10	U
75-00-3	Chloroethane	10	U
75-69-4	Trichlorofluoromethane	10	U
75-35-4	1,1-Dichloroethene	55	
76-13-1	1,1,2-Trichloro-1,2,2-trifluoroethane	10	U
67-64-1	Acetone	10	U
75-15-0	Carbon Disulfide	10	U
79-20-9	Methyl Acetate	10	U
75-09-2	Methylene Chloride	10	U
156-60-5	trans-1,2-Dichloroethene	10	U
1634-04-4	Methyl tert-Butyl Ether	10	U
75-34-3	1,1-Dichloroethane	10	U
156-59-2	cis-1,2-Dichloroethene	10	U
78-93-3	2-Butanone	10	U
67-66-3	Chloroform	10	U
71-55-6	1,1,1-Trichloroethane	10	U
110-82-7	Cyclohexane	10	U
56-23-5	Carbon Tetrachloride	10	U
71-43-2	Benzene	65	
107-06-2	1,2-Dichloroethane	10	U

1B  
VOLATILE ORGANICS ANALYSIS DATA SHEET

EPA SAMPLE NO.

MW-01MSD

Lab Name: MITKEM CORPORATION Contract: \_\_\_\_\_

Lab Code: MITKEM Case No.: \_\_\_\_\_ SAS No.: \_\_\_\_\_ SDG No.: MD0618

Matrix: (soil/water) WATER Lab Sample ID: D0618-01AMSD

Sample wt/vol: 5.000 (g/mL) ML Lab File ID: V6D6428

Level: (low/med) LOW Date Received: 05/27/05

% Moisture: not dec. \_\_\_\_\_ Date Analyzed: 06/03/05

GC Column: DB-624 ID: 0.25 (mm) Dilution Factor: 1.0

Soil Extract Volume: \_\_\_\_\_ (uL) Soil Aliquot Volume: \_\_\_\_\_ (uL)

CONCENTRATION UNITS:  
(ug/L or ug/Kg) UG/L Q

CAS NO.	COMPOUND		
79-01-6	Trichloroethene	60	
108-87-2	Methylcyclohexane	10	U
78-87-5	1,2-Dichloropropane	10	U
75-27-4	Bromodichloromethane	10	U
10061-01-5	cis-1,3-Dichloropropene	10	U
108-10-1	4-Methyl-2-Pentanone	10	U
108-88-3	Toluene	65	
10061-02-6	trans-1,3-Dichloropropene	10	U
79-00-5	1,1,2-Trichloroethane	10	U
127-18-4	Tetrachloroethene	10	U
591-78-6	2-Hexanone	10	U
124-48-1	Dibromochloromethane	10	U
106-93-4	1,2-Dibromoethane	10	U
108-90-7	Chlorobenzene	65	
100-41-4	Ethylbenzene	10	U
1330-20-7	Xylene (Total)	10	U
100-42-5	Styrene	10	U
75-25-2	Bromoform	10	U
98-82-8	Isopropylbenzene	10	U
79-34-5	1,1,2,2-Tetrachloroethane	10	U
541-73-1	1,3-Dichlorobenzene	10	U
106-46-7	1,4-Dichlorobenzene	10	U
95-50-1	1,2-Dichlorobenzene	10	U
96-12-8	1,2-Dibromo-3-chloropropane	10	U
120-82-1	1,2,4-Trichlorobenzene	10	U

1A  
VOLATILE ORGANICS ANALYSIS DATA SHEET

EPA SAMPLE NO.

MW-03

Lab Name: MITKEM CORPORATION Contract: \_\_\_\_\_

Lab Code: MITKEM Case No.: \_\_\_\_\_ SAS No.: \_\_\_\_\_ SDG No.: MD0618

Matrix: (soil/water) WATER Lab Sample ID: D0618-02A

Sample wt/vol: 5.000 (g/mL) ML Lab File ID: V6D6404

Level: (low/med) LOW Date Received: 05/27/05

% Moisture: not dec. \_\_\_\_\_ Date Analyzed: 06/02/05

GC Column: DB-624 ID: 0.25 (mm) Dilution Factor: 1.0

Soil Extract Volume: \_\_\_\_\_ (uL) Soil Aliquot Volume: \_\_\_\_\_ (uL)

CONCENTRATION UNITS:  
(ug/L or ug/Kg) UG/L Q

CAS NO.	COMPOUND		
75-71-8	Dichlorodifluoromethane	10	U
74-87-3	Chloromethane	10	U
75-01-4	Vinyl Chloride	10	U
74-83-9	Bromomethane	10	U
75-00-3	Chloroethane	10	U
75-69-4	Trichlorofluoromethane	10	U
75-35-4	1,1-Dichloroethene	10	U
76-13-1	1,1,2-Trichloro-1,2,2-trifluoroethane	10	U
67-64-1	Acetone	10	U
75-15-0	Carbon Disulfide	10	U
79-20-9	Methyl Acetate	10	U
75-09-2	Methylene Chloride	10	U
156-60-5	trans-1,2-Dichloroethene	10	U
1634-04-4	Methyl tert-Butyl Ether	10	U
75-34-3	1,1-Dichloroethane	10	U
156-59-2	cis-1,2-Dichloroethene	10	U
78-93-3	2-Butanone	10	U
67-66-3	Chloroform	10	U
71-55-6	1,1,1-Trichloroethane	10	U
110-82-7	Cyclohexane	10	U
56-23-5	Carbon Tetrachloride	10	U
71-43-2	Benzene	10	U
107-06-2	1,2-Dichloroethane	10	U

1B  
VOLATILE ORGANICS ANALYSIS DATA SHEET

EPA SAMPLE NO.

MW-03

Lab Name: MITKEM CORPORATION Contract: \_\_\_\_\_

Lab Code: MITKEM Case No.: \_\_\_\_\_ SAS No.: \_\_\_\_\_ SDG No.: MD0618

Matrix: (soil/water) WATER Lab Sample ID: D0618-02A

Sample wt/vol: 5.000 (g/mL) ML Lab File ID: V6D6404

Level: (low/med) LOW Date Received: 05/27/05

% Moisture: not dec. \_\_\_\_\_ Date Analyzed: 06/02/05

GC Column: DB-624 ID: 0.25 (mm) Dilution Factor: 1.0

Soil Extract Volume: \_\_\_\_\_ (uL) Soil Aliquot Volume: \_\_\_\_\_ (uL)

CONCENTRATION UNITS:  
(ug/L or ug/Kg) UG/L Q

CAS NO.	COMPOUND		
79-01-6	Trichloroethene	10	U
108-87-2	Methylcyclohexane	10	U
78-87-5	1,2-Dichloropropane	10	U
75-27-4	Bromodichloromethane	10	U
10061-01-5	cis-1,3-Dichloropropene	10	U
108-10-1	4-Methyl-2-Pentanone	10	U
108-88-3	Toluene	10	U
10061-02-6	trans-1,3-Dichloropropene	10	U
79-00-5	1,1,2-Trichloroethane	10	U
127-18-4	Tetrachloroethene	1400	E
591-78-6	2-Hexanone	10	U
124-48-1	Dibromochloromethane	10	U
106-93-4	1,2-Dibromoethane	10	U
108-90-7	Chlorobenzene	10	U
100-41-4	Ethylbenzene	10	U
1330-20-7	Xylene (Total)	10	U
100-42-5	Styrene	10	U
75-25-2	Bromoform	10	U
98-82-8	Isopropylbenzene	10	U
79-34-5	1,1,2,2-Tetrachloroethane	10	U
541-73-1	1,3-Dichlorobenzene	10	U
106-46-7	1,4-Dichlorobenzene	10	U
95-50-1	1,2-Dichlorobenzene	10	U
96-12-8	1,2-Dibromo-3-chloropropane	10	U
120-82-1	1,2,4-Trichlorobenzene	10	U

1F  
VOLATILE ORGANICS ANALYSIS DATA SHEET  
TENTATIVELY IDENTIFIED COMPOUNDS

EPA SAMPLE NO.

MW-03

Lab Name: MITKEM CORPORATION Contract: \_\_\_\_\_

Lab Code: MITKEM Case No.: \_\_\_\_\_ SAS No.: \_\_\_\_\_ SDG No.: MD0618

Matrix: (soil/water) WATER Lab Sample ID: D0618-02A

Sample wt/vol: 5.000 (g/mL) ML Lab File ID: V6D6404

Level: (low/med) LOW Date Received: 05/27/05

% Moisture: not dec. \_\_\_\_\_ Date Analyzed: 06/02/05

GC Column: DB-624 ID: 0.25 (mm) Dilution Factor: 1.0

Soil Extract Volume: \_\_\_\_\_ (uL) Soil Aliquot Volume: \_\_\_\_\_ (uL)

Number TICs found: 0 CONCENTRATION UNITS:  
(ug/L or ug/Kg) ug/L

CAS NUMBER	COMPOUND NAME	RT	EST. CONC.	Q
=====	=====	=====	=====	=====
1.				
2.				
3.				
4.				
5.				
6.				
7.				
8.				
9.				
10.				
11.				
12.				
13.				
14.				
15.				
16.				
17.				
18.				
19.				
20.				
21.				
22.				
23.				
24.				
25.				
26.				
27.				
28.				
29.				
30.				

1A  
VOLATILE ORGANICS ANALYSIS DATA SHEET

EPA SAMPLE NO.

MW-03DL

Lab Name: MITKEM CORPORATION Contract: \_\_\_\_\_

Lab Code: MITKEM Case No.: \_\_\_\_\_ SAS No.: \_\_\_\_\_ SDG No.: MD0618

Matrix: (soil/water) WATER Lab Sample ID: D0618-02ADL

Sample wt/vol: 5.000 (g/mL) ML Lab File ID: V6D6430

Level: (low/med) LOW Date Received: 05/27/05

% Moisture: not dec. \_\_\_\_\_ Date Analyzed: 06/03/05

GC Column: DB-624 ID: 0.25 (mm) Dilution Factor: 20.0

Soil Extract Volume: \_\_\_\_\_ (uL) Soil Aliquot Volume: \_\_\_\_\_ (uL)

CONCENTRATION UNITS:  
(ug/L or ug/Kg) UG/L Q

CAS NO.	COMPOUND		
75-71-8	Dichlorodifluoromethane	200	U
74-87-3	Chloromethane	200	U
75-01-4	Vinyl Chloride	200	U
74-83-9	Bromomethane	200	U
75-00-3	Chloroethane	200	U
75-69-4	Trichlorofluoromethane	200	U
75-35-4	1,1-Dichloroethene	200	U
76-13-1	1,1,2-Trichloro-1,2,2-trifluoroethane	200	U
67-64-1	Acetone	200	U
75-15-0	Carbon Disulfide	200	U
79-20-9	Methyl Acetate	200	U
75-09-2	Methylene Chloride	200	U
156-60-5	trans-1,2-Dichloroethene	200	U
1634-04-4	Methyl tert-Butyl Ether	200	U
75-34-3	1,1-Dichloroethane	200	U
156-59-2	cis-1,2-Dichloroethene	200	U
78-93-3	2-Butanone	200	U
67-66-3	Chloroform	200	U
71-55-6	1,1,1-Trichloroethane	200	U
110-82-7	Cyclohexane	200	U
56-23-5	Carbon Tetrachloride	200	U
71-43-2	Benzene	200	U
107-06-2	1,2-Dichloroethane	200	U

1B  
VOLATILE ORGANICS ANALYSIS DATA SHEET

EPA SAMPLE NO.

MW-03DL

Lab Name: MITKEM CORPORATION Contract: \_\_\_\_\_

Lab Code: MITKEM Case No.: \_\_\_\_\_ SAS No.: \_\_\_\_\_ SDG No.: MD0618

Matrix: (soil/water) WATER Lab Sample ID: D0618-02ADL

Sample wt/vol: 5.000 (g/mL) ML Lab File ID: V6D6430

Level: (low/med) LOW Date Received: 05/27/05

% Moisture: not dec. \_\_\_\_\_ Date Analyzed: 06/03/05

GC Column: DB-624 ID: 0.25 (mm) Dilution Factor: 20.0

Soil Extract Volume: \_\_\_\_\_ (uL) Soil Aliquot Volume: \_\_\_\_\_ (uL)

CONCENTRATION UNITS:  
(ug/L or ug/Kg) UG/L Q

CAS NO.	COMPOUND		
79-01-6	Trichloroethene	200	U
108-87-2	Methylcyclohexane	200	U
78-87-5	1,2-Dichloropropane	200	U
75-27-4	Bromodichloromethane	200	U
10061-01-5	cis-1,3-Dichloropropene	200	U
108-10-1	4-Methyl-2-Pentanone	200	U
108-88-3	Toluene	200	U
10061-02-6	trans-1,3-Dichloropropene	200	U
79-00-5	1,1,2-Trichloroethane	200	U
127-18-4	Tetrachloroethene	1400	D
591-78-6	2-Hexanone	200	U
124-48-1	Dibromochloromethane	200	U
106-93-4	1,2-Dibromoethane	200	U
108-90-7	Chlorobenzene	200	U
100-41-4	Ethylbenzene	200	U
1330-20-7	Xylene (Total)	200	U
100-42-5	Styrene	200	U
75-25-2	Bromoform	200	U
98-82-8	Isopropylbenzene	200	U
79-34-5	1,1,2,2-Tetrachloroethane	200	U
541-73-1	1,3-Dichlorobenzene	200	U
106-46-7	1,4-Dichlorobenzene	200	U
95-50-1	1,2-Dichlorobenzene	200	U
96-12-8	1,2-Dibromo-3-chloropropane	200	U
120-82-1	1,2,4-Trichlorobenzene	200	U

1F  
VOLATILE ORGANICS ANALYSIS DATA SHEET  
TENTATIVELY IDENTIFIED COMPOUNDS

EPA SAMPLE NO.

MW-03DL

Lab Name: MITKEM CORPORATION Contract: \_\_\_\_\_

Lab Code: MITKEM Case No.: \_\_\_\_\_ SAS No.: \_\_\_\_\_ SDG No.: MD0618

Matrix: (soil/water) WATER

Lab Sample ID: D0618-02ADL

Sample wt/vol: 5.000 (g/mL) ML

Lab File ID: V6D6430

Level: (low/med) LOW

Date Received: 05/27/05

% Moisture: not dec. \_\_\_\_\_

Date Analyzed: 06/03/05

GC Column: DB-624 ID: 0.25 (mm)

Dilution Factor: 20.0

Soil Extract Volume: \_\_\_\_\_ (uL)

Soil Aliquot Volume: \_\_\_\_\_ (uL)

Number TICs found: 0

CONCENTRATION UNITS:  
(ug/L or ug/Kg) ug/L

CAS NUMBER	COMPOUND NAME	RT	EST. CONC.	Q
=====	=====	=====	=====	=====
1.				
2.				
3.				
4.				
5.				
6.				
7.				
8.				
9.				
10.				
11.				
12.				
13.				
14.				
15.				
16.				
17.				
18.				
19.				
20.				
21.				
22.				
23.				
24.				
25.				
26.				
27.				
28.				
29.				
30.				



1A  
VOLATILE ORGANICS ANALYSIS DATA SHEET

EPA SAMPLE NO.

MW-04

Lab Name: MITKEM CORPORATION Contract: \_\_\_\_\_

Lab Code: MITKEM Case No.: \_\_\_\_\_ SAS No.: \_\_\_\_\_ SDG No.: MD0618

Matrix: (soil/water) WATER Lab Sample ID: D0618-03A

Sample wt/vol: 5.000 (g/mL) ML Lab File ID: V6D6405

Level: (low/med) LOW Date Received: 05/27/05

% Moisture: not dec. \_\_\_\_\_ Date Analyzed: 06/02/05

GC Column: DB-624 ID: 0.25 (mm) Dilution Factor: 1.0

Soil Extract Volume: \_\_\_\_\_ (uL) Soil Aliquot Volume: \_\_\_\_\_ (uL)

CONCENTRATION UNITS:  
(ug/L or ug/Kg) UG/L Q

CAS NO.	COMPOUND		
75-71-8	Dichlorodifluoromethane	10	U
74-87-3	Chloromethane	10	U
75-01-4	Vinyl Chloride	10	U
74-83-9	Bromomethane	10	U
75-00-3	Chloroethane	10	U
75-69-4	Trichlorofluoromethane	10	U
75-35-4	1,1-Dichloroethene	10	U
76-13-1	1,1,2-Trichloro-1,2,2-trifluoroethane	10	U
67-64-1	Acetone	10	U
75-15-0	Carbon Disulfide	10	U
79-20-9	Methyl Acetate	10	U
75-09-2	Methylene Chloride	10	U
156-60-5	trans-1,2-Dichloroethene	10	U
1634-04-4	Methyl tert-Butyl Ether	10	U
75-34-3	1,1-Dichloroethane	10	U
156-59-2	cis-1,2-Dichloroethene	10	U
78-93-3	2-Butanone	10	U
67-66-3	Chloroform	10	U
71-55-6	1,1,1-Trichloroethane	10	U
110-82-7	Cyclohexane	10	U
56-23-5	Carbon Tetrachloride	10	U
71-43-2	Benzene	10	U
107-06-2	1,2-Dichloroethane	10	U

1B  
VOLATILE ORGANICS ANALYSIS DATA SHEET

EPA SAMPLE NO.

MW-04

Lab Name: MITKEM CORPORATION Contract: \_\_\_\_\_

Lab Code: MITKEM Case No.: \_\_\_\_\_ SAS No.: \_\_\_\_\_ SDG No.: MD0618

Matrix: (soil/water) WATER Lab Sample ID: D0618-03A

Sample wt/vol: 5.000 (g/mL) ML Lab File ID: V6D6405

Level: (low/med) LOW Date Received: 05/27/05

% Moisture: not dec. \_\_\_\_\_ Date Analyzed: 06/02/05

GC Column: DB-624 ID: 0.25 (mm) Dilution Factor: 1.0

Soil Extract Volume: \_\_\_\_\_ (uL) Soil Aliquot Volume: \_\_\_\_\_ (uL)

CONCENTRATION UNITS:  
(ug/L or ug/Kg) UG/L Q

CAS NO.	COMPOUND		
79-01-6	Trichloroethene	1	J
108-87-2	Methylcyclohexane	10	U
78-87-5	1,2-Dichloropropane	10	U
75-27-4	Bromodichloromethane	10	U
10061-01-5	cis-1,3-Dichloropropene	10	U
108-10-1	4-Methyl-2-Pentanone	10	U
108-88-3	Toluene	10	U
10061-02-6	trans-1,3-Dichloropropene	10	U
79-00-5	1,1,2-Trichloroethane	10	U
127-18-4	Tetrachloroethene	1300	E
591-78-6	2-Hexanone	10	U
124-48-1	Dibromochloromethane	10	U
106-93-4	1,2-Dibromoethane	10	U
108-90-7	Chlorobenzene	10	U
100-41-4	Ethylbenzene	10	U
1330-20-7	Xylene (Total)	10	U
100-42-5	Styrene	10	U
75-25-2	Bromoform	10	U
98-82-8	Isopropylbenzene	10	U
79-34-5	1,1,2,2-Tetrachloroethane	10	U
541-73-1	1,3-Dichlorobenzene	10	U
106-46-7	1,4-Dichlorobenzene	10	U
95-50-1	1,2-Dichlorobenzene	10	U
96-12-8	1,2-Dibromo-3-chloropropane	10	U
120-82-1	1,2,4-Trichlorobenzene	10	U

1F  
VOLATILE ORGANICS ANALYSIS DATA SHEET  
TENTATIVELY IDENTIFIED COMPOUNDS

EPA SAMPLE NO.

MW-04

Lab Name: MITKEM CORPORATION Contract: \_\_\_\_\_

Lab Code: MITKEM Case No.: \_\_\_\_\_ SAS No.: \_\_\_\_\_ SDG No.: MD0618

Matrix: (soil/water) WATER

Lab Sample ID: D0618-03A

Sample wt/vol: 5.000 (g/mL) ML

Lab File ID: V6D6405

Level: (low/med) LOW

Date Received: 05/27/05

% Moisture: not dec. \_\_\_\_\_

Date Analyzed: 06/02/05

GC Column: DB-624 ID: 0.25 (mm)

Dilution Factor: 1.0

Soil Extract Volume: \_\_\_\_\_ (uL)

Soil Aliquot Volume: \_\_\_\_\_ (uL)

Number TICs found: 0

CONCENTRATION UNITS:  
(ug/L or ug/Kg) ug/L

CAS NUMBER	COMPOUND NAME	RT	EST. CONC.	Q
=====	=====	=====	=====	=====
1.				
2.				
3.				
4.				
5.				
6.				
7.				
8.				
9.				
10.				
11.				
12.				
13.				
14.				
15.				
16.				
17.				
18.				
19.				
20.				
21.				
22.				
23.				
24.				
25.				
26.				
27.				
28.				
29.				
30.				

1A  
VOLATILE ORGANICS ANALYSIS DATA SHEET

EPA SAMPLE NO.

MW-04DL

Lab Name: MITKEM CORPORATION Contract: \_\_\_\_\_

Lab Code: MITKEM Case No.: \_\_\_\_\_ SAS No.: \_\_\_\_\_ SDG No.: MD0618

Matrix: (soil/water) WATER Lab Sample ID: D0618-03ADL

Sample wt/vol: 5.000 (g/mL) ML Lab File ID: V6D6431

Level: (low/med) LOW Date Received: 05/27/05

% Moisture: not dec. \_\_\_\_\_ Date Analyzed: 06/03/05

GC Column: DB-624 ID: 0.25 (mm) Dilution Factor: 20.0

Soil Extract Volume: \_\_\_\_\_ (uL) Soil Aliquot Volume: \_\_\_\_\_ (uL)

CAS NO.	COMPOUND	CONCENTRATION UNITS:	
		(ug/L or ug/Kg) <u>UG/L</u>	<u>Q</u>
75-71-8	Dichlorodifluoromethane	200	U
74-87-3	Chloromethane	200	U
75-01-4	Vinyl Chloride	200	U
74-83-9	Bromomethane	200	U
75-00-3	Chloroethane	200	U
75-69-4	Trichlorofluoromethane	200	U
75-35-4	1,1-Dichloroethene	200	U
76-13-1	1,1,2-Trichloro-1,2,2-trifluoroethane	200	U
67-64-1	Acetone	200	U
75-15-0	Carbon Disulfide	200	U
79-20-9	Methyl Acetate	200	U
75-09-2	Methylene Chloride	200	U
156-60-5	trans-1,2-Dichloroethene	200	U
1634-04-4	Methyl tert-Butyl Ether	200	U
75-34-3	1,1-Dichloroethane	200	U
156-59-2	cis-1,2-Dichloroethene	200	U
78-93-3	2-Butanone	200	U
67-66-3	Chloroform	200	U
71-55-6	1,1,1-Trichloroethane	200	U
110-82-7	Cyclohexane	200	U
56-23-5	Carbon Tetrachloride	200	U
71-43-2	Benzene	200	U
107-06-2	1,2-Dichloroethane	200	U

1B  
VOLATILE ORGANICS ANALYSIS DATA SHEET

EPA SAMPLE NO.

MW-04DL

Lab Name: MITKEM CORPORATION Contract: \_\_\_\_\_

Lab Code: MITKEM Case No.: \_\_\_\_\_ SAS No.: \_\_\_\_\_ SDG No.: MD0618

Matrix: (soil/water) WATER Lab Sample ID: D0618-03ADL

Sample wt/vol: 5.000 (g/mL) ML Lab File ID: V6D6431

Level: (low/med) LOW Date Received: 05/27/05

% Moisture: not dec. \_\_\_\_\_ Date Analyzed: 06/03/05

GC Column: DB-624 ID: 0.25 (mm) Dilution Factor: 20.0

Soil Extract Volume: \_\_\_\_\_ (uL) Soil Aliquot Volume: \_\_\_\_\_ (uL)

CONCENTRATION UNITS:  
(ug/L or ug/Kg) UG/L Q

CAS NO.	COMPOUND		
79-01-6	Trichloroethene	200	U
108-87-2	Methylcyclohexane	200	U
78-87-5	1,2-Dichloropropane	200	U
75-27-4	Bromodichloromethane	200	U
10061-01-5	cis-1,3-Dichloropropene	200	U
108-10-1	4-Methyl-2-Pentanone	200	U
108-88-3	Toluene	200	U
10061-02-6	trans-1,3-Dichloropropene	200	U
79-00-5	1,1,2-Trichloroethane	200	U
127-18-4	Tetrachloroethene	1200	D
591-78-6	2-Hexanone	200	U
124-48-1	Dibromochloromethane	200	U
106-93-4	1,2-Dibromoethane	200	U
108-90-7	Chlorobenzene	200	U
100-41-4	Ethylbenzene	200	U
1330-20-7	Xylene (Total)	200	U
100-42-5	Styrene	200	U
75-25-2	Bromoform	200	U
98-82-8	Isopropylbenzene	200	U
79-34-5	1,1,2,2-Tetrachloroethane	200	U
541-73-1	1,3-Dichlorobenzene	200	U
106-46-7	1,4-Dichlorobenzene	200	U
95-50-1	1,2-Dichlorobenzene	200	U
96-12-8	1,2-Dibromo-3-chloropropane	200	U
120-82-1	1,2,4-Trichlorobenzene	200	U

1F  
VOLATILE ORGANICS ANALYSIS DATA SHEET  
TENTATIVELY IDENTIFIED COMPOUNDS

EPA SAMPLE NO.

MW-04DL

Lab Name: MITKEM CORPORATION Contract: \_\_\_\_\_

Lab Code: MITKEM Case No.: \_\_\_\_\_ SAS No.: \_\_\_\_\_ SDG No.: MD0618

Matrix: (soil/water) WATER

Lab Sample ID: D0618-03ADL

Sample wt/vol: 5.000 (g/mL) ML

Lab File ID: V6D6431

Level: (low/med) LOW

Date Received: 05/27/05

% Moisture: not dec. \_\_\_\_\_

Date Analyzed: 06/03/05

GC Column: DB-624 ID: 0.25 (mm)

Dilution Factor: 20.0

Soil Extract Volume: \_\_\_\_\_ (uL)

Soil Aliquot Volume: \_\_\_\_\_ (uL)

Number TICs found: 0

CONCENTRATION UNITS:  
(ug/L or ug/Kg) ug/L

CAS NUMBER	COMPOUND NAME	RT	EST. CONC.	Q
=====	=====	=====	=====	=====
1.				
2.				
3.				
4.				
5.				
6.				
7.				
8.				
9.				
10.				
11.				
12.				
13.				
14.				
15.				
16.				
17.				
18.				
19.				
20.				
21.				
22.				
23.				
24.				
25.				
26.				
27.				
28.				
29.				
30.				

1A  
VOLATILE ORGANICS ANALYSIS DATA SHEET

EPA SAMPLE NO.

MW-05

Lab Name: MITKEM CORPORATION Contract: \_\_\_\_\_

Lab Code: MITKEM Case No.: \_\_\_\_\_ SAS No.: \_\_\_\_\_ SDG No.: MD0618

Matrix: (soil/water) WATER Lab Sample ID: D0618-04A

Sample wt/vol: 5.000 (g/mL) ML Lab File ID: V6D6406

Level: (low/med) LOW Date Received: 05/27/05

% Moisture: not dec. \_\_\_\_\_ Date Analyzed: 06/02/05

GC Column: DB-624 ID: 0.25 (mm) Dilution Factor: 1.0

Soil Extract Volume: \_\_\_\_\_ (uL) Soil Aliquot Volume: \_\_\_\_\_ (uL)

CONCENTRATION UNITS:  
(ug/L or ug/Kg) UG/L Q

CAS NO.	COMPOUND		
75-71-8	Dichlorodifluoromethane	10	U
74-87-3	Chloromethane	10	U
75-01-4	Vinyl Chloride	10	U
74-83-9	Bromomethane	10	U
75-00-3	Chloroethane	10	U
75-69-4	Trichlorofluoromethane	10	U
75-35-4	1,1-Dichloroethene	10	U
76-13-1	1,1,2-Trichloro-1,2,2-trifluoroethane	10	U
67-64-1	Acetone	10	U
75-15-0	Carbon Disulfide	10	U
79-20-9	Methyl Acetate	10	U
75-09-2	Methylene Chloride	10	U
156-60-5	trans-1,2-Dichloroethene	10	U
1634-04-4	Methyl tert-Butyl Ether	10	U
75-34-3	1,1-Dichloroethane	10	U
156-59-2	cis-1,2-Dichloroethene	10	U
78-93-3	2-Butanone	10	U
67-66-3	Chloroform	10	U
71-55-6	1,1,1-Trichloroethane	10	U
110-82-7	Cyclohexane	10	U
56-23-5	Carbon Tetrachloride	10	U
71-43-2	Benzene	10	U
107-06-2	1,2-Dichloroethane	10	U

1B  
VOLATILE ORGANICS ANALYSIS DATA SHEET

EPA SAMPLE NO.

MW-05

Lab Name: MITKEM CORPORATION Contract: \_\_\_\_\_

Lab Code: MITKEM Case No.: \_\_\_\_\_ SAS No.: \_\_\_\_\_ SDG No.: MD0618

Matrix: (soil/water) WATER Lab Sample ID: D0618-04A

Sample wt/vol: 5.000 (g/mL) ML Lab File ID: V6D6406

Level: (low/med) LOW Date Received: 05/27/05

% Moisture: not dec. \_\_\_\_\_ Date Analyzed: 06/02/05

GC Column: DB-624 ID: 0.25 (mm) Dilution Factor: 1.0

Soil Extract Volume: \_\_\_\_\_ (uL) Soil Aliquot Volume: \_\_\_\_\_ (uL)

CONCENTRATION UNITS:  
(ug/L or ug/Kg) UG/L Q

CAS NO.	COMPOUND		
79-01-6	Trichloroethene	10	U
108-87-2	Methylcyclohexane	10	U
78-87-5	1,2-Dichloropropane	10	U
75-27-4	Bromodichloromethane	10	U
10061-01-5	cis-1,3-Dichloropropene	10	U
108-10-1	4-Methyl-2-Pentanone	10	U
108-88-3	Toluene	10	U
10061-02-6	trans-1,3-Dichloropropene	10	U
79-00-5	1,1,2-Trichloroethane	10	U
127-18-4	Tetrachloroethene	2	J
591-78-6	2-Hexanone	10	U
124-48-1	Dibromochloromethane	10	U
106-93-4	1,2-Dibromoethane	10	U
108-90-7	Chlorobenzene	10	U
100-41-4	Ethylbenzene	10	U
1330-20-7	Xylene (Total)	10	U
100-42-5	Styrene	10	U
75-25-2	Bromoform	10	U
98-82-8	Isopropylbenzene	10	U
79-34-5	1,1,2,2-Tetrachloroethane	10	U
541-73-1	1,3-Dichlorobenzene	10	U
106-46-7	1,4-Dichlorobenzene	10	U
95-50-1	1,2-Dichlorobenzene	10	U
96-12-8	1,2-Dibromo-3-chloropropane	10	U
120-82-1	1,2,4-Trichlorobenzene	10	U



1F  
VOLATILE ORGANICS ANALYSIS DATA SHEET  
TENTATIVELY IDENTIFIED COMPOUNDS

EPA SAMPLE NO.

MW-05

Lab Name: MITKEM CORPORATION Contract: \_\_\_\_\_

Lab Code: MITKEM Case No.: \_\_\_\_\_ SAS No.: \_\_\_\_\_ SDG No.: MD0618

Matrix: (soil/water) WATER

Lab Sample ID: D0618-04A

Sample wt/vol: 5.000 (g/mL) ML

Lab File ID: V6D6406

Level: (low/med) LOW

Date Received: 05/27/05

% Moisture: not dec. \_\_\_\_\_

Date Analyzed: 06/02/05

GC Column: DB-624 ID: 0.25 (mm)

Dilution Factor: 1.0

Soil Extract Volume: \_\_\_\_\_ (uL)

Soil Aliquot Volume: \_\_\_\_\_ (uL)

Number TICs found: 0

CONCENTRATION UNITS:  
(ug/L or ug/Kg) ug/L

CAS NUMBER	COMPOUND NAME	RT	EST. CONC.	Q
1.				
2.				
3.				
4.				
5.				
6.				
7.				
8.				
9.				
10.				
11.				
12.				
13.				
14.				
15.				
16.				
17.				
18.				
19.				
20.				
21.				
22.				
23.				
24.				
25.				
26.				
27.				
28.				
29.				
30.				

1A  
VOLATILE ORGANICS ANALYSIS DATA SHEET

EPA SAMPLE NO.

MW-06

Lab Name: MITKEM CORPORATION Contract: \_\_\_\_\_

Lab Code: MITKEM Case No.: \_\_\_\_\_ SAS No.: \_\_\_\_\_ SDG No.: MD0618

Matrix: (soil/water) WATER Lab Sample ID: D0618-05A

Sample wt/vol: 5.000 (g/mL) ML Lab File ID: V6D6407

Level: (low/med) LOW Date Received: 05/27/05

% Moisture: not dec. \_\_\_\_\_ Date Analyzed: 06/02/05

GC Column: DB-624 ID: 0.25 (mm) Dilution Factor: 1.0

Soil Extract Volume: \_\_\_\_\_ (uL) Soil Aliquot Volume: \_\_\_\_\_ (uL)

CONCENTRATION UNITS:  
(ug/L or ug/Kg) UG/L Q

CAS NO.	COMPOUND		
75-71-8	Dichlorodifluoromethane	10	U
74-87-3	Chloromethane	10	U
75-01-4	Vinyl Chloride	10	U
74-83-9	Bromomethane	10	U
75-00-3	Chloroethane	10	U
75-69-4	Trichlorofluoromethane	10	U
75-35-4	1,1-Dichloroethene	10	U
76-13-1	1,1,2-Trichloro-1,2,2-trifluoroethane	10	U
67-64-1	Acetone	10	U
75-15-0	Carbon Disulfide	10	U
79-20-9	Methyl Acetate	10	U
75-09-2	Methylene Chloride	10	U
156-60-5	trans-1,2-Dichloroethene	10	U
1634-04-4	Methyl tert-Butyl Ether	10	U
75-34-3	1,1-Dichloroethane	10	U
156-59-2	cis-1,2-Dichloroethene	10	U
78-93-3	2-Butanone	10	U
67-66-3	Chloroform	10	U
71-55-6	1,1,1-Trichloroethane	10	U
110-82-7	Cyclohexane	10	U
56-23-5	Carbon Tetrachloride	10	U
71-43-2	Benzene	10	U
107-06-2	1,2-Dichloroethane	10	U

1B  
VOLATILE ORGANICS ANALYSIS DATA SHEET

EPA SAMPLE NO.

MW-06

Lab Name: MITKEM CORPORATION Contract: \_\_\_\_\_

Lab Code: MITKEM Case No.: \_\_\_\_\_ SAS No.: \_\_\_\_\_ SDG No.: MD0618

Matrix: (soil/water) WATER Lab Sample ID: D0618-05A

Sample wt/vol: 5.000 (g/mL) ML Lab File ID: V6D6407

Level: (low/med) LOW Date Received: 05/27/05

% Moisture: not dec. \_\_\_\_\_ Date Analyzed: 06/02/05

GC Column: DB-624 ID: 0.25 (mm) Dilution Factor: 1.0

Soil Extract Volume: \_\_\_\_\_ (uL) Soil Aliquot Volume: \_\_\_\_\_ (uL)

CONCENTRATION UNITS:  
(ug/L or ug/Kg) UG/L Q

CAS NO.	COMPOUND		
79-01-6	Trichloroethene	1	J
108-87-2	Methylcyclohexane	10	U
78-87-5	1,2-Dichloropropane	10	U
75-27-4	Bromodichloromethane	10	U
10061-01-5	cis-1,3-Dichloropropene	10	U
108-10-1	4-Methyl-2-Pentanone	10	U
108-88-3	Toluene	10	U
10061-02-6	trans-1,3-Dichloropropene	10	U
79-00-5	1,1,2-Trichloroethane	10	U
127-18-4	Tetrachloroethene	770	E
591-78-6	2-Hexanone	10	U
124-48-1	Dibromochloromethane	10	U
106-93-4	1,2-Dibromoethane	10	U
108-90-7	Chlorobenzene	10	U
100-41-4	Ethylbenzene	10	U
1330-20-7	Xylene (Total)	10	U
100-42-5	Styrene	10	U
75-25-2	Bromoform	10	U
98-82-8	Isopropylbenzene	10	U
79-34-5	1,1,2,2-Tetrachloroethane	10	U
541-73-1	1,3-Dichlorobenzene	10	U
106-46-7	1,4-Dichlorobenzene	10	U
95-50-1	1,2-Dichlorobenzene	10	U
96-12-8	1,2-Dibromo-3-chloropropane	10	U
120-82-1	1,2,4-Trichlorobenzene	10	U

1F  
VOLATILE ORGANICS ANALYSIS DATA SHEET  
TENTATIVELY IDENTIFIED COMPOUNDS

EPA SAMPLE NO.

MW-06

Lab Name: MITKEM CORPORATION Contract: \_\_\_\_\_

Lab Code: MITKEM Case No.: \_\_\_\_\_ SAS No.: \_\_\_\_\_ SDG No.: MD0618

Matrix: (soil/water) WATER Lab Sample ID: D0618-05A

Sample wt/vol: 5.000 (g/mL) ML Lab File ID: V6D6407

Level: (low/med) LOW Date Received: 05/27/05

% Moisture: not dec. \_\_\_\_\_ Date Analyzed: 06/02/05

GC Column: DB-624 ID: 0.25 (mm) Dilution Factor: 1.0

Soil Extract Volume: \_\_\_\_\_ (uL) Soil Aliquot Volume: \_\_\_\_\_ (uL)

Number TICs found: 0 CONCENTRATION UNITS:  
(ug/L or ug/Kg) ug/L

CAS NUMBER	COMPOUND NAME	RT	EST. CONC.	Q
1.				
2.				
3.				
4.				
5.				
6.				
7.				
8.				
9.				
10.				
11.				
12.				
13.				
14.				
15.				
16.				
17.				
18.				
19.				
20.				
21.				
22.				
23.				
24.				
25.				
26.				
27.				
28.				
29.				
30.				

1A  
VOLATILE ORGANICS ANALYSIS DATA SHEET

EPA SAMPLE NO.

MW-06DL

Lab Name: MITKEM CORPORATION Contract: \_\_\_\_\_

Lab Code: MITKEM Case No.: \_\_\_\_\_ SAS No.: \_\_\_\_\_ SDG No.: MD0618

Matrix: (soil/water) WATER Lab Sample ID: D0618-05ADL

Sample wt/vol: 5.000 (g/mL) ML Lab File ID: V6D6429

Level: (low/med) LOW Date Received: 05/27/05

% Moisture: not dec. \_\_\_\_\_ Date Analyzed: 06/03/05

GC Column: DB-624 ID: 0.25 (mm) Dilution Factor: 10.0

Soil Extract Volume: \_\_\_\_\_ (uL) Soil Aliquot Volume: \_\_\_\_\_ (uL)

CAS NO.	COMPOUND	CONCENTRATION UNITS:	
		(ug/L or ug/Kg) <u>UG/L</u>	<u>Q</u>
75-71-8	Dichlorodifluoromethane	100	U
74-87-3	Chloromethane	100	U
75-01-4	Vinyl Chloride	100	U
74-83-9	Bromomethane	100	U
75-00-3	Chloroethane	100	U
75-69-4	Trichlorofluoromethane	100	U
75-35-4	1,1-Dichloroethene	100	U
76-13-1	1,1,2-Trichloro-1,2,2-trifluoroethane	100	U
67-64-1	Acetone	100	U
75-15-0	Carbon Disulfide	100	U
79-20-9	Methyl Acetate	100	U
75-09-2	Methylene Chloride	100	U
156-60-5	trans-1,2-Dichloroethene	100	U
1634-04-4	Methyl tert-Butyl Ether	100	U
75-34-3	1,1-Dichloroethane	100	U
156-59-2	cis-1,2-Dichloroethene	100	U
78-93-3	2-Butanone	100	U
67-66-3	Chloroform	100	U
71-55-6	1,1,1-Trichloroethane	100	U
110-82-7	Cyclohexane	100	U
56-23-5	Carbon Tetrachloride	100	U
71-43-2	Benzene	100	U
107-06-2	1,2-Dichloroethane	100	U

1B  
VOLATILE ORGANICS ANALYSIS DATA SHEET

EPA SAMPLE NO.

MW-06DL

Lab Name: MITKEM CORPORATION Contract: \_\_\_\_\_

Lab Code: MITKEM Case No.: \_\_\_\_\_ SAS No.: \_\_\_\_\_ SDG No.: MD0618

Matrix: (soil/water) WATER Lab Sample ID: D0618-05ADL

Sample wt/vol: 5.000 (g/mL) ML Lab File ID: V6D6429

Level: (low/med) LOW Date Received: 05/27/05

% Moisture: not dec. \_\_\_\_\_ Date Analyzed: 06/03/05

GC Column: DB-624 ID: 0.25 (mm) Dilution Factor: 10.0

Soil Extract Volume: \_\_\_\_\_ (uL) Soil Aliquot Volume: \_\_\_\_\_ (uL)

CONCENTRATION UNITS:  
(ug/L or ug/Kg) UG/L Q

CAS NO.	COMPOUND		
79-01-6	Trichloroethene	100	U
108-87-2	Methylcyclohexane	100	U
78-87-5	1,2-Dichloropropane	100	U
75-27-4	Bromodichloromethane	100	U
10061-01-5	cis-1,3-Dichloropropene	100	U
108-10-1	4-Methyl-2-Pentanone	100	U
108-88-3	Toluene	100	U
10061-02-6	trans-1,3-Dichloropropene	100	U
79-00-5	1,1,2-Trichloroethane	100	U
127-18-4	Tetrachloroethene	620	D
591-78-6	2-Hexanone	100	U
124-48-1	Dibromochloromethane	100	U
106-93-4	1,2-Dibromoethane	100	U
108-90-7	Chlorobenzene	100	U
100-41-4	Ethylbenzene	100	U
1330-20-7	Xylene (Total)	100	U
100-42-5	Styrene	100	U
75-25-2	Bromoform	100	U
98-82-8	Isopropylbenzene	100	U
79-34-5	1,1,2,2-Tetrachloroethane	100	U
541-73-1	1,3-Dichlorobenzene	100	U
106-46-7	1,4-Dichlorobenzene	100	U
95-50-1	1,2-Dichlorobenzene	100	U
96-12-8	1,2-Dibromo-3-chloropropane	100	U
120-82-1	1,2,4-Trichlorobenzene	100	U

1F  
VOLATILE ORGANICS ANALYSIS DATA SHEET  
TENTATIVELY IDENTIFIED COMPOUNDS

EPA SAMPLE NO.

MW-06DL

Lab Name: MITKEM CORPORATION Contract: \_\_\_\_\_

Lab Code: MITKEM Case No.: \_\_\_\_\_ SAS No.: \_\_\_\_\_ SDG No.: MD0618

Matrix: (soil/water) WATER Lab Sample ID: D0618-05ADL

Sample wt/vol: 5.000 (g/mL) ML Lab File ID: V6D6429

Level: (low/med) LOW Date Received: 05/27/05

% Moisture: not dec. \_\_\_\_\_ Date Analyzed: 06/03/05

GC Column: DB-624 ID: 0.25 (mm) Dilution Factor: 10.0

Soil Extract Volume: \_\_\_\_\_ (uL) Soil Aliquot Volume: \_\_\_\_\_ (uL)

Number TICs found: 0 CONCENTRATION UNITS:  
(ug/L or ug/Kg) ug/L

CAS NUMBER	COMPOUND NAME	RT	EST. CONC.	Q
=====	=====	=====	=====	=====
1.				
2.				
3.				
4.				
5.				
6.				
7.				
8.				
9.				
10.				
11.				
12.				
13.				
14.				
15.				
16.				
17.				
18.				
19.				
20.				
21.				
22.				
23.				
24.				
25.				
26.				
27.				
28.				
29.				
30.				

1A  
VOLATILE ORGANICS ANALYSIS DATA SHEET

EPA SAMPLE NO.

MW-07

Lab Name: MITKEM CORPORATION Contract: \_\_\_\_\_

Lab Code: MITKEM Case No.: \_\_\_\_\_ SAS No.: \_\_\_\_\_ SDG No.: MD0618

Matrix: (soil/water) WATER Lab Sample ID: D0618-06A

Sample wt/vol: 5.000 (g/mL) ML Lab File ID: V6D6408

Level: (low/med) LOW Date Received: 05/27/05

% Moisture: not dec. \_\_\_\_\_ Date Analyzed: 06/02/05

GC Column: DB-624 ID: 0.25 (mm) Dilution Factor: 1.0

Soil Extract Volume: \_\_\_\_\_ (uL) Soil Aliquot Volume: \_\_\_\_\_ (uL)

CONCENTRATION UNITS:  
(ug/L or ug/Kg) UG/L Q

CAS NO. COMPOUND

75-71-8	Dichlorodifluoromethane	10	U
74-87-3	Chloromethane	10	U
75-01-4	Vinyl Chloride	830	E
74-83-9	Bromomethane	10	U
75-00-3	Chloroethane	10	U
75-69-4	Trichlorofluoromethane	10	U
75-35-4	1,1-Dichloroethene	32	
76-13-1	1,1,2-Trichloro-1,2,2-trifluoroethane	10	U
67-64-1	Acetone	10	U
75-15-0	Carbon Disulfide	10	U
79-20-9	Methyl Acetate	10	U
75-09-2	Methylene Chloride	10	U
156-60-5	trans-1,2-Dichloroethene	61	
1634-04-4	Methyl tert-Butyl Ether	10	U
75-34-3	1,1-Dichloroethane	4	J
156-59-2	cis-1,2-Dichloroethene	2700	E
78-93-3	2-Butanone	10	U
67-66-3	Chloroform	2	J
71-55-6	1,1,1-Trichloroethane	13	
110-82-7	Cyclohexane	10	U
56-23-5	Carbon Tetrachloride	10	U
71-43-2	Benzene	10	U
107-06-2	1,2-Dichloroethane	10	U



1B  
VOLATILE ORGANICS ANALYSIS DATA SHEET

EPA SAMPLE NO.

MW-07

Lab Name: MITKEM CORPORATION Contract: \_\_\_\_\_

Lab Code: MITKEM Case No.: \_\_\_\_\_ SAS No.: \_\_\_\_\_ SDG No.: MD0618

Matrix: (soil/water) WATER Lab Sample ID: D0618-06A

Sample wt/vol: 5.000 (g/mL) ML Lab File ID: V6D6408

Level: (low/med) LOW Date Received: 05/27/05

% Moisture: not dec. \_\_\_\_\_ Date Analyzed: 06/02/05

GC Column: DB-624 ID: 0.25 (mm) Dilution Factor: 1.0

Soil Extract Volume: \_\_\_\_\_ (uL) Soil Aliquot Volume: \_\_\_\_\_ (uL)

CONCENTRATION UNITS:  
(ug/L or ug/Kg) UG/L Q

CAS NO.	COMPOUND		
79-01-6	Trichloroethene	2200	E
108-87-2	Methylcyclohexane	10	U
78-87-5	1,2-Dichloropropane	10	U
75-27-4	Bromodichloromethane	10	U
10061-01-5	cis-1,3-Dichloropropene	10	U
108-10-1	4-Methyl-2-Pentanone	10	U
108-88-3	Toluene	2	J
10061-02-6	trans-1,3-Dichloropropene	10	U
79-00-5	1,1,2-Trichloroethane	10	U
127-18-4	Tetrachloroethene	3200	E
591-78-6	2-Hexanone	10	U
124-48-1	Dibromochloromethane	10	U
106-93-4	1,2-Dibromoethane	10	U
108-90-7	Chlorobenzene	1	J
100-41-4	Ethylbenzene	10	U
1330-20-7	Xylene (Total)	10	U
100-42-5	Styrene	10	U
75-25-2	Bromoform	10	U
98-82-8	Isopropylbenzene	10	U
79-34-5	1,1,2,2-Tetrachloroethane	10	U
541-73-1	1,3-Dichlorobenzene	10	U
106-46-7	1,4-Dichlorobenzene	10	U
95-50-1	1,2-Dichlorobenzene	10	U
96-12-8	1,2-Dibromo-3-chloropropane	10	U
120-82-1	1,2,4-Trichlorobenzene	10	U

1F  
VOLATILE ORGANICS ANALYSIS DATA SHEET  
TENTATIVELY IDENTIFIED COMPOUNDS

EPA SAMPLE NO.

MW-07

Lab Name: MITKEM CORPORATION Contract: \_\_\_\_\_

Lab Code: MITKEM Case No.: \_\_\_\_\_ SAS No.: \_\_\_\_\_ SDG No.: MD0618

Matrix: (soil/water) WATER Lab Sample ID: D0618-06A

Sample wt/vol: 5.000 (g/mL) ML Lab File ID: V6D6408

Level: (low/med) LOW Date Received: 05/27/05

% Moisture: not dec. \_\_\_\_\_ Date Analyzed: 06/02/05

GC Column: DB-624 ID: 0.25 (mm) Dilution Factor: 1.0

Soil Extract Volume: \_\_\_\_\_ (uL) Soil Aliquot Volume: \_\_\_\_\_ (uL)

Number TICs found: 26 CONCENTRATION UNITS:  
(ug/L or ug/Kg) ug/L

CAS NUMBER	COMPOUND NAME	RT	EST. CONC.	Q
1.	UNKNOWN	10.41	8	J
2.	UNKNOWN	10.52	9	J
3.	UNKNOWN	11.08	7	J
4.	UNKNOWN	11.35	6	J
5. 611-14-3	BENZENE, 1-ETHYL-2-METHYL-	11.67	9	NJ
6. 526-73-8	BENZENE, 1,2,3-TRIMETHYL-	11.89	15	NJ
7.	UNKNOWN	12.06	6	J
8. 1074-55-1	BENZENE, 1-METHYL-4-PROPYL-	12.09	9	NJ
9. 141-93-5	BENZENE, 1,3-DIETHYL-	12.63	17	NJ
10.	UNKNOWN	12.72	23	J
11. 135-01-3	BENZENE, 1,2-DIETHYL-	12.86	7	NJ
12. 1074-55-1	BENZENE, 1-METHYL-4-PROPYL-	12.95	19	NJ
13. 1758-88-9	BENZENE, 2-ETHYL-1,4-DIMETHY	13.05	16	NJ
14. 527-84-4	BENZENE, 1-METHYL-2-(1-METHY	13.08	26	NJ
15. 535-77-3	BENZENE, 1-METHYL-3-(1-METHY	13.16	36	NJ
16.	UNKNOWN	13.28	11	J
17.	UNKNOWN	13.33	27	J
18. 2050-24-0	BENZENE, 1,3-DIETHYL-5-METHY	13.44	8	NJ
19. 527-84-4	BENZENE, 1-METHYL-2-(1-METHY	13.50	24	NJ
20. 527-53-7	BENZENE, 1,2,3,5-TETRAMETHYL	13.61	24	NJ
21. 95-93-2	BENZENE, 1,2,4,5-TETRAMETHYL	13.67	42	NJ
22.	UNKNOWN	13.77	12	J
23. 768-00-3	BENZENE, (1-METHYL-1-PROPENY	13.96	15	NJ
24. 824-90-8	1-PHENYL-1-BUTENE	14.13	60	NJ
25. 119-64-2	NAPHTHALENE, 1,2,3,4-TETRAHY	14.31	11	NJ
26.	UNKNOWN	14.56	8	J
27.				
28.				
29.				
30.				

FORM I VOA-TIC

OLM04.3

1A  
VOLATILE ORGANICS ANALYSIS DATA SHEET

EPA SAMPLE NO.

MW-07DL

Lab Name: MITKEM CORPORATION Contract: \_\_\_\_\_

Lab Code: MITKEM Case No.: \_\_\_\_\_ SAS No.: \_\_\_\_\_ SDG No.: MD0618

Matrix: (soil/water) WATER Lab Sample ID: D0618-06ADL

Sample wt/vol: 5.000 (g/mL) ML Lab File ID: V6D6432

Level: (low/med) LOW Date Received: 05/27/05

% Moisture: not dec. \_\_\_\_\_ Date Analyzed: 06/03/05

GC Column: DB-624 ID: 0.25 (mm) Dilution Factor: 50.0

Soil Extract Volume: \_\_\_\_\_ (uL) Soil Aliquot Volume: \_\_\_\_\_ (uL)

CAS NO.	COMPOUND	CONCENTRATION UNITS:	
		(ug/L or ug/Kg) <u>UG/L</u>	<u>Q</u>
75-71-8	Dichlorodifluoromethane	500	U
74-87-3	Chloromethane	500	U
75-01-4	Vinyl Chloride	1000	D
74-83-9	Bromomethane	500	U
75-00-3	Chloroethane	500	U
75-69-4	Trichlorofluoromethane	500	U
75-35-4	1,1-Dichloroethene	500	U
76-13-1	1,1,2-Trichloro-1,2,2-trifluoroethane	500	U
67-64-1	Acetone	500	U
75-15-0	Carbon Disulfide	500	U
79-20-9	Methyl Acetate	500	U
75-09-2	Methylene Chloride	500	U
156-60-5	trans-1,2-Dichloroethene	500	U
1634-04-4	Methyl tert-Butyl Ether	500	U
75-34-3	1,1-Dichloroethane	500	U
156-59-2	cis-1,2-Dichloroethene	7100	D
78-93-3	2-Butanone	500	U
67-66-3	Chloroform	500	U
71-55-6	1,1,1-Trichloroethane	500	U
110-82-7	Cyclohexane	500	U
56-23-5	Carbon Tetrachloride	500	U
71-43-2	Benzene	500	U
107-06-2	1,2-Dichloroethane	500	U

1B  
VOLATILE ORGANICS ANALYSIS DATA SHEET

EPA SAMPLE NO.

MW-07DL

Lab Name: MITKEM CORPORATION Contract: \_\_\_\_\_

Lab Code: MITKEM Case No.: \_\_\_\_\_ SAS No.: \_\_\_\_\_ SDG No.: MD0618

Matrix: (soil/water) WATER Lab Sample ID: D0618-06ADL

Sample wt/vol: 5.000 (g/mL) ML Lab File ID: V6D6432

Level: (low/med) LOW Date Received: 05/27/05

% Moisture: not dec. \_\_\_\_\_ Date Analyzed: 06/03/05

GC Column: DB-624 ID: 0.25 (mm) Dilution Factor: 50.0

Soil Extract Volume: \_\_\_\_\_ (uL) Soil Aliquot Volume: \_\_\_\_\_ (uL)

CONCENTRATION UNITS:  
(ug/L or ug/Kg) UG/L Q

CAS NO.	COMPOUND		
79-01-6	Trichloroethene	6500	D
108-87-2	Methylcyclohexane	500	U
78-87-5	1,2-Dichloropropane	500	U
75-27-4	Bromodichloromethane	500	U
10061-01-5	cis-1,3-Dichloropropene	500	U
108-10-1	4-Methyl-2-Pentanone	500	U
108-88-3	Toluene	500	U
10061-02-6	trans-1,3-Dichloropropene	500	U
79-00-5	1,1,2-Trichloroethane	500	U
127-18-4	Tetrachloroethene	12000	DE
591-78-6	2-Hexanone	500	U
124-48-1	Dibromochloromethane	500	U
106-93-4	1,2-Dibromoethane	500	U
108-90-7	Chlorobenzene	500	U
100-41-4	Ethylbenzene	500	U
1330-20-7	Xylene (Total)	500	U
100-42-5	Styrene	500	U
75-25-2	Bromoform	500	U
98-82-8	Isopropylbenzene	500	U
79-34-5	1,1,2,2-Tetrachloroethane	500	U
541-73-1	1,3-Dichlorobenzene	500	U
106-46-7	1,4-Dichlorobenzene	500	U
95-50-1	1,2-Dichlorobenzene	500	U
96-12-8	1,2-Dibromo-3-chloropropane	500	U
120-82-1	1,2,4-Trichlorobenzene	500	U

1F  
VOLATILE ORGANICS ANALYSIS DATA SHEET  
TENTATIVELY IDENTIFIED COMPOUNDS

EPA SAMPLE NO.

MW-07DL

Lab Name: MITKEM CORPORATION Contract: \_\_\_\_\_

Lab Code: MITKEM Case No.: \_\_\_\_\_ SAS No.: \_\_\_\_\_ SDG No.: MD0618

Matrix: (soil/water) WATER Lab Sample ID: D0618-06ADL

Sample wt/vol: 5.000 (g/mL) ML Lab File ID: V6D6432

Level: (low/med) LOW Date Received: 05/27/05

% Moisture: not dec. \_\_\_\_\_ Date Analyzed: 06/03/05

GC Column: DB-624 ID: 0.25 (mm) Dilution Factor: 50.0

Soil Extract Volume: \_\_\_\_\_ (uL) Soil Aliquot Volume: \_\_\_\_\_ (uL)

Number TICs found: 0

CONCENTRATION UNITS:  
(ug/L or ug/Kg) ug/L

CAS NUMBER	COMPOUND NAME	RT	EST. CONC.	Q
1.				
2.				
3.				
4.				
5.				
6.				
7.				
8.				
9.				
10.				
11.				
12.				
13.				
14.				
15.				
16.				
17.				
18.				
19.				
20.				
21.				
22.				
23.				
24.				
25.				
26.				
27.				
28.				
29.				
30.				

1A  
VOLATILE ORGANICS ANALYSIS DATA SHEET

EPA SAMPLE NO.

MW-07DL1

Lab Name: MITKEM CORPORATION Contract: \_\_\_\_\_

Lab Code: MITKEM Case No.: \_\_\_\_\_ SAS No.: \_\_\_\_\_ SDG No.: MD0618

Matrix: (soil/water) WATER Lab Sample ID: D0618-06ADL1

Sample wt/vol: 5.000 (g/mL) ML Lab File ID: V6D6826

Level: (low/med) LOW Date Received: 05/27/05

% Moisture: not dec. \_\_\_\_\_ Date Analyzed: 06/23/05

GC Column: DB-624 ID: 0.25 (mm) Dilution Factor: 100.0

Soil Extract Volume: \_\_\_\_\_ (uL) Soil Aliquot Volume: \_\_\_\_\_ (uL)

CONCENTRATION UNITS:  
(ug/L or ug/Kg) UG/L Q

CAS NO.	COMPOUND		
75-71-8	Dichlorodifluoromethane	1000	U
74-87-3	Chloromethane	1000	U
75-01-4	Vinyl Chloride	660	DJ
74-83-9	Bromomethane	1000	U
75-00-3	Chloroethane	1000	U
75-69-4	Trichlorofluoromethane	1000	U
75-35-4	1,1-Dichloroethene	1000	U
76-13-1	1,1,2-Trichloro-1,2,2-trifluoroethane	1000	U
67-64-1	Acetone	1000	U
75-15-0	Carbon Disulfide	1000	U
79-20-9	Methyl Acetate	1000	U
75-09-2	Methylene Chloride	1000	U
156-60-5	trans-1,2-Dichloroethene	1000	U
1634-04-4	Methyl tert-Butyl Ether	1000	U
75-34-3	1,1-Dichloroethane	1000	U
156-59-2	cis-1,2-Dichloroethene	6200	D
78-93-3	2-Butanone	1000	U
67-66-3	Chloroform	1000	U
71-55-6	1,1,1-Trichloroethane	1000	U
110-82-7	Cyclohexane	1000	U
56-23-5	Carbon Tetrachloride	1000	U
71-43-2	Benzene	1000	U
107-06-2	1,2-Dichloroethane	1000	U

1B  
VOLATILE ORGANICS ANALYSIS DATA SHEET

EPA SAMPLE NO.

MW-07DL1

Lab Name: MITKEM CORPORATION Contract: \_\_\_\_\_

Lab Code: MITKEM Case No.: \_\_\_\_\_ SAS No.: \_\_\_\_\_ SDG No.: MD0618

Matrix: (soil/water) WATER Lab Sample ID: D0618-06ADL1

Sample wt/vol: 5.000 (g/mL) ML Lab File ID: V6D6826

Level: (low/med) LOW Date Received: 05/27/05

% Moisture: not dec. \_\_\_\_\_ Date Analyzed: 06/23/05

GC Column: DB-624 ID: 0.25 (mm) Dilution Factor: 100.0

Soil Extract Volume: \_\_\_\_\_ (uL) Soil Aliquot Volume: \_\_\_\_\_ (uL)

CONCENTRATION UNITS:  
(ug/L or ug/Kg) UG/L Q

CAS NO.	COMPOUND		
79-01-6	Trichloroethene	5900	D
108-87-2	Methylcyclohexane	1000	U
78-87-5	1,2-Dichloropropane	1000	U
75-27-4	Bromodichloromethane	1000	U
10061-01-5	cis-1,3-Dichloropropene	1000	U
108-10-1	4-Methyl-2-Pentanone	1000	U
108-88-3	Toluene	1000	U
10061-02-6	trans-1,3-Dichloropropene	1000	U
79-00-5	1,1,2-Trichloroethane	1000	U
127-18-4	Tetrachloroethene	9600	D
591-78-6	2-Hexanone	1000	U
124-48-1	Dibromochloromethane	1000	U
106-93-4	1,2-Dibromoethane	1000	U
108-90-7	Chlorobenzene	1000	U
100-41-4	Ethylbenzene	1000	U
1330-20-7	Xylene (Total)	1000	U
100-42-5	Styrene	1000	U
75-25-2	Bromoform	1000	U
98-82-8	Isopropylbenzene	1000	U
79-34-5	1,1,2,2-Tetrachloroethane	1000	U
541-73-1	1,3-Dichlorobenzene	1000	U
106-46-7	1,4-Dichlorobenzene	1000	U
95-50-1	1,2-Dichlorobenzene	1000	U
96-12-8	1,2-Dibromo-3-chloropropane	1000	U
120-82-1	1,2,4-Trichlorobenzene	1000	U

1F  
VOLATILE ORGANICS ANALYSIS DATA SHEET  
TENTATIVELY IDENTIFIED COMPOUNDS

EPA SAMPLE NO.

MW-07DL1

Lab Name: MITKEM CORPORATION Contract: \_\_\_\_\_

Lab Code: MITKEM Case No.: \_\_\_\_\_ SAS No.: \_\_\_\_\_ SDG No.: MD0618

Matrix: (soil/water) WATER

Lab Sample ID: D0618-06ADL1

Sample wt/vol: 5.000 (g/mL) ML

Lab File ID: V6D6826

Level: (low/med) LOW

Date Received: 05/27/05

% Moisture: not dec. \_\_\_\_\_

Date Analyzed: 06/23/05

GC Column: DB-624 ID: 0.25 (mm)

Dilution Factor: 100.0

Soil Extract Volume: \_\_\_\_\_ (uL)

Soil Aliquot Volume: \_\_\_\_\_ (uL)

Number TICs found: 0

CONCENTRATION UNITS:  
(ug/L or ug/Kg) ug/L

CAS NUMBER	COMPOUND NAME	RT	EST. CONC.	Q
1.				
2.				
3.				
4.				
5.				
6.				
7.				
8.				
9.				
10.				
11.				
12.				
13.				
14.				
15.				
16.				
17.				
18.				
19.				
20.				
21.				
22.				
23.				
24.				
25.				
26.				
27.				
28.				
29.				
30.				



1A  
VOLATILE ORGANICS ANALYSIS DATA SHEET

EPA SAMPLE NO.

MW-7

Lab Name: MITKEM CORPORATION Contract: \_\_\_\_\_

Lab Code: MITKEM Case No.: \_\_\_\_\_ SAS No.: \_\_\_\_\_ SDG No.: MD0618

Matrix: (soil/water) WATER Lab Sample ID: D0618-08A

Sample wt/vol: 5.000 (g/mL) ML Lab File ID: V6D6434

Level: (low/med) LOW Date Received: 05/27/05

% Moisture: not dec. \_\_\_\_\_ Date Analyzed: 06/03/05

GC Column: DB-624 ID: 0.25 (mm) Dilution Factor: 1.0

Soil Extract Volume: \_\_\_\_\_ (uL) Soil Aliquot Volume: \_\_\_\_\_ (uL)

CAS NO.	COMPOUND	CONCENTRATION UNITS:	
		(ug/L or ug/Kg) <u>UG/L</u>	<u>Q</u>
75-71-8	Dichlorodifluoromethane	10	U
74-87-3	Chloromethane	10	U
75-01-4	Vinyl Chloride	2	J
74-83-9	Bromomethane	10	U
75-00-3	Chloroethane	10	U
75-69-4	Trichlorofluoromethane	10	U
75-35-4	1,1-Dichloroethene	8	J
76-13-1	1,1,2-Trichloro-1,2,2-trifluoroethane	10	U
67-64-1	Acetone	10	U
75-15-0	Carbon Disulfide	10	U
79-20-9	Methyl Acetate	10	U
75-09-2	Methylene Chloride	10	U
156-60-5	trans-1,2-Dichloroethene	10	U
1634-04-4	Methyl tert-Butyl Ether	10	U
75-34-3	1,1-Dichloroethane	10	U
156-59-2	cis-1,2-Dichloroethene	95	
78-93-3	2-Butanone	10	U
67-66-3	Chloroform	10	U
71-55-6	1,1,1-Trichloroethane	51	
110-82-7	Cyclohexane	10	U
56-23-5	Carbon Tetrachloride	10	U
71-43-2	Benzene	10	U
107-06-2	1,2-Dichloroethane	10	U

1B  
VOLATILE ORGANICS ANALYSIS DATA SHEET

EPA SAMPLE NO.

MW-7

Lab Name: MITKEM CORPORATION Contract: \_\_\_\_\_

Lab Code: MITKEM Case No.: \_\_\_\_\_ SAS No.: \_\_\_\_\_ SDG No.: MD0618

Matrix: (soil/water) WATER Lab Sample ID: D0618-08A

Sample wt/vol: 5.000 (g/mL) ML Lab File ID: V6D6434

Level: (low/med) LOW Date Received: 05/27/05

% Moisture: not dec. \_\_\_\_\_ Date Analyzed: 06/03/05

GC Column: DB-624 ID: 0.25 (mm) Dilution Factor: 1.0

Soil Extract Volume: \_\_\_\_\_ (uL) Soil Aliquot Volume: \_\_\_\_\_ (uL)

CONCENTRATION UNITS:  
(ug/L or ug/Kg) UG/L Q

CAS NO.	COMPOUND		
79-01-6	Trichloroethene	81	
108-87-2	Methylcyclohexane	10	U
78-87-5	1,2-Dichloropropane	10	U
75-27-4	Bromodichloromethane	10	U
10061-01-5	cis-1,3-Dichloropropene	10	U
108-10-1	4-Methyl-2-Pentanone	10	U
108-88-3	Toluene	1	J
10061-02-6	trans-1,3-Dichloropropene	10	U
79-00-5	1,1,2-Trichloroethane	3	J
127-18-4	Tetrachloroethene	5600	E
591-78-6	2-Hexanone	10	U
124-48-1	Dibromochloromethane	10	U
106-93-4	1,2-Dibromoethane	10	U
108-90-7	Chlorobenzene	2	J
100-41-4	Ethylbenzene	10	U
1330-20-7	Xylene (Total)	10	U
100-42-5	Styrene	10	U
75-25-2	Bromoform	10	U
98-82-8	Isopropylbenzene	10	U
79-34-5	1,1,2,2-Tetrachloroethane	10	U
541-73-1	1,3-Dichlorobenzene	10	U
106-46-7	1,4-Dichlorobenzene	10	U
95-50-1	1,2-Dichlorobenzene	10	U
96-12-8	1,2-Dibromo-3-chloropropane	10	U
120-82-1	1,2,4-Trichlorobenzene	10	U

1F  
VOLATILE ORGANICS ANALYSIS DATA SHEET  
TENTATIVELY IDENTIFIED COMPOUNDS

EPA SAMPLE NO.

MW-7

Lab Name: MITKEM CORPORATION Contract: \_\_\_\_\_

Lab Code: MITKEM Case No.: \_\_\_\_\_ SAS No.: \_\_\_\_\_ SDG No.: MD0618

Matrix: (soil/water) WATER

Lab Sample ID: D0618-08A

Sample wt/vol: 5.000 (g/mL) ML

Lab File ID: V6D6434

Level: (low/med) LOW

Date Received: 05/27/05

% Moisture: not dec. \_\_\_\_\_

Date Analyzed: 06/03/05

GC Column: DB-624 ID: 0.25 (mm)

Dilution Factor: 1.0

Soil Extract Volume: \_\_\_\_\_ (uL)

Soil Aliquot Volume: \_\_\_\_\_ (uL)

Number TICs found: 0

CONCENTRATION UNITS:  
(ug/L or ug/Kg) ug/L

CAS NUMBER	COMPOUND NAME	RT	EST. CONC.	Q
=====	=====	=====	=====	=====
1.				
2.				
3.				
4.				
5.				
6.				
7.				
8.				
9.				
10.				
11.				
12.				
13.				
14.				
15.				
16.				
17.				
18.				
19.				
20.				
21.				
22.				
23.				
24.				
25.				
26.				
27.				
28.				
29.				
30.				

1A  
VOLATILE ORGANICS ANALYSIS DATA SHEET

EPA SAMPLE NO.

MW-7DL

Lab Name: MITKEM CORPORATION Contract: \_\_\_\_\_

Lab Code: MITKEM Case No.: \_\_\_\_\_ SAS No.: \_\_\_\_\_ SDG No.: MD0618

Matrix: (soil/water) WATER Lab Sample ID: D0618-08ADL

Sample wt/vol: 5.000 (g/mL) ML Lab File ID: V6D6484

Level: (low/med) LOW Date Received: 05/27/05

% Moisture: not dec. \_\_\_\_\_ Date Analyzed: 06/07/05

GC Column: DB-624 ID: 0.25 (mm) Dilution Factor: 1000.0

Soil Extract Volume: \_\_\_\_\_ (uL) Soil Aliquot Volume: \_\_\_\_\_ (uL)

CONCENTRATION UNITS:  
(ug/L or ug/Kg) UG/L Q

CAS NO.	COMPOUND		
75-71-8	Dichlorodifluoromethane	10000	U
74-87-3	Chloromethane	10000	U
75-01-4	Vinyl Chloride	10000	U
74-83-9	Bromomethane	10000	U
75-00-3	Chloroethane	10000	U
75-69-4	Trichlorofluoromethane	10000	U
75-35-4	1,1-Dichloroethene	10000	U
76-13-1	1,1,2-Trichloro-1,2,2-trifluoroethane	10000	U
67-64-1	Acetone	10000	U
75-15-0	Carbon Disulfide	10000	U
79-20-9	Methyl Acetate	10000	U
75-09-2	Methylene Chloride	10000	U
156-60-5	trans-1,2-Dichloroethene	10000	U
1634-04-4	Methyl tert-Butyl Ether	10000	U
75-34-3	1,1-Dichloroethane	10000	U
156-59-2	cis-1,2-Dichloroethene	10000	U
78-93-3	2-Butanone	10000	U
67-66-3	Chloroform	10000	U
71-55-6	1,1,1-Trichloroethane	10000	U
110-82-7	Cyclohexane	10000	U
56-23-5	Carbon Tetrachloride	10000	U
71-43-2	Benzene	10000	U
107-06-2	1,2-Dichloroethane	10000	U

1B  
VOLATILE ORGANICS ANALYSIS DATA SHEET

EPA SAMPLE NO.

MW-7DL

Lab Name: MITKEM CORPORATION Contract: \_\_\_\_\_

Lab Code: MITKEM Case No.: \_\_\_\_\_ SAS No.: \_\_\_\_\_ SDG No.: MD0618

Matrix: (soil/water) WATER Lab Sample ID: D0618-08ADL

Sample wt/vol: 5.000 (g/mL) ML Lab File ID: V6D6484

Level: (low/med) LOW Date Received: 05/27/05

% Moisture: not dec. \_\_\_\_\_ Date Analyzed: 06/07/05

GC Column: DB-624 ID: 0.25 (mm) Dilution Factor: 1000.0

Soil Extract Volume: \_\_\_\_\_ (uL) Soil Aliquot Volume: \_\_\_\_\_ (uL)

CONCENTRATION UNITS:  
(ug/L or ug/Kg) UG/L Q

CAS NO.	COMPOUND		
79-01-6	Trichloroethene	10000	U
108-87-2	Methylcyclohexane	10000	U
78-87-5	1,2-Dichloropropane	10000	U
75-27-4	Bromodichloromethane	10000	U
10061-01-5	cis-1,3-Dichloropropene	10000	U
108-10-1	4-Methyl-2-Pentanone	10000	U
108-88-3	Toluene	10000	U
10061-02-6	trans-1,3-Dichloropropene	10000	U
79-00-5	1,1,2-Trichloroethane	10000	U
127-18-4	Tetrachloroethene	73000	D
591-78-6	2-Hexanone	10000	U
124-48-1	Dibromochloromethane	10000	U
106-93-4	1,2-Dibromoethane	10000	U
108-90-7	Chlorobenzene	10000	U
100-41-4	Ethylbenzene	10000	U
1330-20-7	Xylene (Total)	10000	U
100-42-5	Styrene	10000	U
75-25-2	Bromoform	10000	U
98-82-8	Isopropylbenzene	10000	U
79-34-5	1,1,2,2-Tetrachloroethane	10000	U
541-73-1	1,3-Dichlorobenzene	10000	U
106-46-7	1,4-Dichlorobenzene	10000	U
95-50-1	1,2-Dichlorobenzene	10000	U
96-12-8	1,2-Dibromo-3-chloropropane	10000	U
120-82-1	1,2,4-Trichlorobenzene	10000	U

1F  
VOLATILE ORGANICS ANALYSIS DATA SHEET  
TENTATIVELY IDENTIFIED COMPOUNDS

EPA SAMPLE NO.

MW-7DL

Lab Name: MITKEM CORPORATION Contract: \_\_\_\_\_

Lab Code: MITKEM Case No.: \_\_\_\_\_ SAS No.: \_\_\_\_\_ SDG No.: MD0618

Matrix: (soil/water) WATER Lab Sample ID: D0618-08ADL

Sample wt/vol: 5.000 (g/mL) ML Lab File ID: V6D6484

Level: (low/med) LOW Date Received: 05/27/05

% Moisture: not dec. \_\_\_\_\_ Date Analyzed: 06/07/05

GC Column: DB-624 ID: 0.25 (mm) Dilution Factor: 1000.0

Soil Extract Volume: \_\_\_\_\_ (uL) Soil Aliquot Volume: \_\_\_\_\_ (uL)

Number TICs found: 0 CONCENTRATION UNITS:  
(ug/L or ug/Kg) ug/L

CAS NUMBER	COMPOUND NAME	RT	EST. CONC.	Q
1.				
2.				
3.				
4.				
5.				
6.				
7.				
8.				
9.				
10.				
11.				
12.				
13.				
14.				
15.				
16.				
17.				
18.				
19.				
20.				
21.				
22.				
23.				
24.				
25.				
26.				
27.				
28.				
29.				
30.				

1A  
VOLATILE ORGANICS ANALYSIS DATA SHEET

EPA SAMPLE NO.

PW-3

Lab Name: MITKEM CORPORATION Contract: \_\_\_\_\_

Lab Code: MITKEM Case No.: \_\_\_\_\_ SAS No.: \_\_\_\_\_ SDG No.: MD0618

Matrix: (soil/water) WATER Lab Sample ID: D0618-07A

Sample wt/vol: 5.000 (g/mL) ML Lab File ID: V6D6409

Level: (low/med) LOW Date Received: 05/27/05

% Moisture: not dec. \_\_\_\_\_ Date Analyzed: 06/02/05

GC Column: DB-624 ID: 0.25 (mm) Dilution Factor: 1.0

Soil Extract Volume: \_\_\_\_\_ (uL) Soil Aliquot Volume: \_\_\_\_\_ (uL)

CONCENTRATION UNITS:  
(ug/L or ug/Kg) UG/L Q

CAS NO.	COMPOUND		
75-71-8	Dichlorodifluoromethane	10	U
74-87-3	Chloromethane	10	U
75-01-4	Vinyl Chloride	5400	E
74-83-9	Bromomethane	10	U
75-00-3	Chloroethane	10	U
75-69-4	Trichlorofluoromethane	10	U
75-35-4	1,1-Dichloroethene	86	
76-13-1	1,1,2-Trichloro-1,2,2-trifluoroethane	10	U
67-64-1	Acetone	36	
75-15-0	Carbon Disulfide	3	J
79-20-9	Methyl Acetate	10	U
75-09-2	Methylene Chloride	10	U
156-60-5	trans-1,2-Dichloroethene	650	E
1634-04-4	Methyl tert-Butyl Ether	10	U
75-34-3	1,1-Dichloroethane	18	
156-59-2	cis-1,2-Dichloroethene	11000	E
78-93-3	2-Butanone	10	U
67-66-3	Chloroform	10	U
71-55-6	1,1,1-Trichloroethane	14	
110-82-7	Cyclohexane	10	U
56-23-5	Carbon Tetrachloride	10	U
71-43-2	Benzene	10	U
107-06-2	1,2-Dichloroethane	10	U

1B  
VOLATILE ORGANICS ANALYSIS DATA SHEET

EPA SAMPLE NO.

PW-3

Lab Name: MITKEM CORPORATION Contract: \_\_\_\_\_

Lab Code: MITKEM Case No.: \_\_\_\_\_ SAS No.: \_\_\_\_\_ SDG No.: MD0618

Matrix: (soil/water) WATER Lab Sample ID: D0618-07A

Sample wt/vol: 5.000 (g/mL) ML Lab File ID: V6D6409

Level: (low/med) LOW Date Received: 05/27/05

% Moisture: not dec. \_\_\_\_\_ Date Analyzed: 06/02/05

GC Column: DB-624 ID: 0.25 (mm) Dilution Factor: 1.0

Soil Extract Volume: \_\_\_\_\_ (uL) Soil Aliquot Volume: \_\_\_\_\_ (uL)

CONCENTRATION UNITS:  
(ug/L or ug/Kg) UG/L Q

CAS NO.	COMPOUND		
79-01-6	Trichloroethene	2700	E
108-87-2	Methylcyclohexane	10	U
78-87-5	1,2-Dichloropropane	10	U
75-27-4	Bromodichloromethane	10	U
10061-01-5	cis-1,3-Dichloropropene	10	U
108-10-1	4-Methyl-2-Pentanone	10	U
108-88-3	Toluene	170	
10061-02-6	trans-1,3-Dichloropropene	10	U
79-00-5	1,1,2-Trichloroethane	10	U
127-18-4	Tetrachloroethene	7500	E
591-78-6	2-Hexanone	10	U
124-48-1	Dibromochloromethane	10	U
106-93-4	1,2-Dibromoethane	10	U
108-90-7	Chlorobenzene	7	J
100-41-4	Ethylbenzene	6	J
1330-20-7	Xylene (Total)	6	J
100-42-5	Styrene	10	U
75-25-2	Bromoform	10	U
98-82-8	Isopropylbenzene	10	U
79-34-5	1,1,2,2-Tetrachloroethane	10	U
541-73-1	1,3-Dichlorobenzene	10	U
106-46-7	1,4-Dichlorobenzene	10	U
95-50-1	1,2-Dichlorobenzene	10	U
96-12-8	1,2-Dibromo-3-chloropropane	10	U
120-82-1	1,2,4-Trichlorobenzene	10	U



1F  
VOLATILE ORGANICS ANALYSIS DATA SHEET  
TENTATIVELY IDENTIFIED COMPOUNDS

EPA SAMPLE NO.

PW-3

Lab Name: MITKEM CORPORATION Contract: \_\_\_\_\_

Lab Code: MITKEM Case No.: \_\_\_\_\_ SAS No.: \_\_\_\_\_ SDG No.: MD0618

Matrix: (soil/water) WATER Lab Sample ID: D0618-07A

Sample wt/vol: 5.000 (g/mL) ML Lab File ID: V6D6409

Level: (low/med) LOW Date Received: 05/27/05

% Moisture: not dec. \_\_\_\_\_ Date Analyzed: 06/02/05

GC Column: DB-624 ID: 0.25 (mm) Dilution Factor: 1.0

Soil Extract Volume: \_\_\_\_\_ (uL) Soil Aliquot Volume: \_\_\_\_\_ (uL)

Number TICs found: 9 CONCENTRATION UNITS:  
(ug/L or ug/Kg) ug/L

CAS NUMBER	COMPOUND NAME	RT	EST. CONC.	Q
1. 527-84-4	BENZENE, 1-METHYL-2- (1-METHY	12.28	62	NJ
2. 1758-88-9	BENZENE, 2-ETHYL-1,4-DIMETHY	12.74	7	NJ
3. 934-80-5	BENZENE, 4-ETHYL-1,2-DIMETHY	13.17	7	NJ
4. 4695-62-9	BICYCLO [2.2.1] HEPTAN-2-ONE,	13.57	9	NJ
5. 527-53-7	BENZENE, 1,2,3,5-TETRAMETHYL	13.62	5	NJ
6. 488-23-3	BENZENE, 1,2,3,4-TETRAMETHYL	13.67	7	NJ
7.	UNKNOWN	14.13	6	J
8.	CYCLIC ALKANE	14.20	12	J
9. 464-48-2	BICYCLO [2.2.1] HEPTAN-2-ONE,	14.42	26	NJ
10.				
11.				
12.				
13.				
14.				
15.				
16.				
17.				
18.				
19.				
20.				
21.				
22.				
23.				
24.				
25.				
26.				
27.				
28.				
29.				
30.				

1A  
VOLATILE ORGANICS ANALYSIS DATA SHEET

EPA SAMPLE NO.

PW-3DL

Lab Name: MITKEM CORPORATION Contract: \_\_\_\_\_

Lab Code: MITKEM Case No.: \_\_\_\_\_ SAS No.: \_\_\_\_\_ SDG No.: MD0618

Matrix: (soil/water) WATER Lab Sample ID: D0618-07ADL

Sample wt/vol: 5.000 (g/mL) ML Lab File ID: V6D6433

Level: (low/med) LOW Date Received: 05/27/05

% Moisture: not dec. \_\_\_\_\_ Date Analyzed: 06/03/05

GC Column: DB-624 ID: 0.25 (mm) Dilution Factor: 200.0

Soil Extract Volume: \_\_\_\_\_ (uL) Soil Aliquot Volume: \_\_\_\_\_ (uL)

CONCENTRATION UNITS:  
(ug/L or ug/Kg) UG/L Q

CAS NO.	COMPOUND		
75-71-8	Dichlorodifluoromethane	2000	U
74-87-3	Chloromethane	2000	U
75-01-4	Vinyl Chloride	12000	D
74-83-9	Bromomethane	2000	U
75-00-3	Chloroethane	2000	U
75-69-4	Trichlorofluoromethane	2000	U
75-35-4	1,1-Dichloroethene	2000	U
76-13-1	1,1,2-Trichloro-1,2,2-trifluoroethane	2000	U
67-64-1	Acetone	2000	U
75-15-0	Carbon Disulfide	2000	U
79-20-9	Methyl Acetate	2000	U
75-09-2	Methylene Chloride	2000	U
156-60-5	trans-1,2-Dichloroethene	290	DJ
1634-04-4	Methyl tert-Butyl Ether	2000	U
75-34-3	1,1-Dichloroethane	2000	U
156-59-2	cis-1,2-Dichloroethene	60000	DE
78-93-3	2-Butanone	2000	U
67-66-3	Chloroform	2000	U
71-55-6	1,1,1-Trichloroethane	2000	U
110-82-7	Cyclohexane	2000	U
56-23-5	Carbon Tetrachloride	2000	U
71-43-2	Benzene	2000	U
107-06-2	1,2-Dichloroethane	2000	U

1B  
VOLATILE ORGANICS ANALYSIS DATA SHEET

EPA SAMPLE NO.

PW-3DL

Lab Name: MITKEM CORPORATION Contract: \_\_\_\_\_

Lab Code: MITKEM Case No.: \_\_\_\_\_ SAS No.: \_\_\_\_\_ SDG No.: MD0618

Matrix: (soil/water) WATER Lab Sample ID: D0618-07ADL

Sample wt/vol: 5.000 (g/mL) ML Lab File ID: V6D6433

Level: (low/med) LOW Date Received: 05/27/05

% Moisture: not dec. \_\_\_\_\_ Date Analyzed: 06/03/05

GC Column: DB-624 ID: 0.25 (mm) Dilution Factor: 200.0

Soil Extract Volume: \_\_\_\_\_ (uL) Soil Aliquot Volume: \_\_\_\_\_ (uL)

CONCENTRATION UNITS:  
(ug/L or ug/Kg) UG/L Q

CAS NO.	COMPOUND		
79-01-6	Trichloroethene	8100	D
108-87-2	Methylcyclohexane	2000	U
78-87-5	1,2-Dichloropropane	2000	U
75-27-4	Bromodichloromethane	2000	U
10061-01-5	cis-1,3-Dichloropropene	2000	U
108-10-1	4-Methyl-2-Pentanone	2000	U
108-88-3	Toluene	2000	U
10061-02-6	trans-1,3-Dichloropropene	2000	U
79-00-5	1,1,2-Trichloroethane	2000	U
127-18-4	Tetrachloroethene	90000	DE
591-78-6	2-Hexanone	2000	U
124-48-1	Dibromochloromethane	2000	U
106-93-4	1,2-Dibromoethane	2000	U
108-90-7	Chlorobenzene	2000	U
100-41-4	Ethylbenzene	2000	U
1330-20-7	Xylene (Total)	2000	U
100-42-5	Styrene	2000	U
75-25-2	Bromoform	2000	U
98-82-8	Isopropylbenzene	2000	U
79-34-5	1,1,2,2-Tetrachloroethane	2000	U
541-73-1	1,3-Dichlorobenzene	2000	U
106-46-7	1,4-Dichlorobenzene	2000	U
95-50-1	1,2-Dichlorobenzene	2000	U
96-12-8	1,2-Dibromo-3-chloropropane	2000	U
120-82-1	1,2,4-Trichlorobenzene	2000	U

1F  
VOLATILE ORGANICS ANALYSIS DATA SHEET  
TENTATIVELY IDENTIFIED COMPOUNDS

EPA SAMPLE NO.

PW-3DL

Lab Name: MITKEM CORPORATION Contract: \_\_\_\_\_

Lab Code: MITKEM Case No.: \_\_\_\_\_ SAS No.: \_\_\_\_\_ SDG No.: MD0618

Matrix: (soil/water) WATER Lab Sample ID: D0618-07ADL

Sample wt/vol: 5.000 (g/mL) ML Lab File ID: V6D6433

Level: (low/med) LOW Date Received: 05/27/05

% Moisture: not dec. \_\_\_\_\_ Date Analyzed: 06/03/05

GC Column: DB-624 ID: 0.25 (mm) Dilution Factor: 200.0

Soil Extract Volume: \_\_\_\_\_ (uL) Soil Aliquot Volume: \_\_\_\_\_ (uL)

Number TICs found: 0 CONCENTRATION UNITS:  
(ug/L or ug/Kg) ug/L

CAS NUMBER	COMPOUND NAME	RT	EST. CONC.	Q
1.				
2.				
3.				
4.				
5.				
6.				
7.				
8.				
9.				
10.				
11.				
12.				
13.				
14.				
15.				
16.				
17.				
18.				
19.				
20.				
21.				
22.				
23.				
24.				
25.				
26.				
27.				
28.				
29.				
30.				

1A  
VOLATILE ORGANICS ANALYSIS DATA SHEET

EPA SAMPLE NO.

PW-3DL1

Lab Name: MITKEM CORPORATION Contract: \_\_\_\_\_

Lab Code: MITKEM Case No.: \_\_\_\_\_ SAS No.: \_\_\_\_\_ SDG No.: MD0618

Matrix: (soil/water) WATER Lab Sample ID: D0618-07ADL1

Sample wt/vol: 5.000 (g/mL) ML Lab File ID: V6D6827

Level: (low/med) LOW Date Received: 05/27/05

% Moisture: not dec. \_\_\_\_\_ Date Analyzed: 06/23/05

GC Column: DB-624 ID: 0.25 (mm) Dilution Factor: 800.0

Soil Extract Volume: \_\_\_\_\_ (uL) Soil Aliquot Volume: \_\_\_\_\_ (uL)

CONCENTRATION UNITS:  
(ug/L or ug/Kg) UG/L Q

CAS NO.	COMPOUND		
75-71-8	Dichlorodifluoromethane	8000	U
74-87-3	Chloromethane	8000	U
75-01-4	Vinyl Chloride	9300	D
74-83-9	Bromomethane	8000	U
75-00-3	Chloroethane	8000	U
75-69-4	Trichlorofluoromethane	8000	U
75-35-4	1,1-Dichloroethene	8000	U
76-13-1	1,1,2-Trichloro-1,2,2-trifluoroethane	8000	U
67-64-1	Acetone	8000	U
75-15-0	Carbon Disulfide	8000	U
79-20-9	Methyl Acetate	8000	U
75-09-2	Methylene Chloride	8000	U
156-60-5	trans-1,2-Dichloroethene	8000	U
1634-04-4	Methyl tert-Butyl Ether	8000	U
75-34-3	1,1-Dichloroethane	8000	U
156-59-2	cis-1,2-Dichloroethene	57000	D
78-93-3	2-Butanone	8000	U
67-66-3	Chloroform	8000	U
71-55-6	1,1,1-Trichloroethane	8000	U
110-82-7	Cyclohexane	8000	U
56-23-5	Carbon Tetrachloride	8000	U
71-43-2	Benzene	8000	U
107-06-2	1,2-Dichloroethane	8000	U

1B  
VOLATILE ORGANICS ANALYSIS DATA SHEET

EPA SAMPLE NO.

PW-3DL1

Lab Name: MITKEM CORPORATION Contract: \_\_\_\_\_

Lab Code: MITKEM Case No.: \_\_\_\_\_ SAS No.: \_\_\_\_\_ SDG No.: MD0618

Matrix: (soil/water) WATER Lab Sample ID: D0618-07ADL1

Sample wt/vol: 5.000 (g/mL) ML Lab File ID: V6D6827

Level: (low/med) LOW Date Received: 05/27/05

% Moisture: not dec. \_\_\_\_\_ Date Analyzed: 06/23/05

GC Column: DB-624 ID: 0.25 (mm) Dilution Factor: 800.0

Soil Extract Volume: \_\_\_\_\_ (uL) Soil Aliquot Volume: \_\_\_\_\_ (uL)

CONCENTRATION UNITS:  
(ug/L or ug/Kg) UG/L Q

CAS NO.	COMPOUND		
79-01-6	Trichloroethene	7300	J
108-87-2	Methylcyclohexane	8000	U
78-87-5	1,2-Dichloropropane	8000	U
75-27-4	Bromodichloromethane	8000	U
10061-01-5	cis-1,3-Dichloropropene	8000	U
108-10-1	4-Methyl-2-Pentanone	8000	U
108-88-3	Toluene	8000	U
10061-02-6	trans-1,3-Dichloropropene	8000	U
79-00-5	1,1,2-Trichloroethane	8000	U
127-18-4	Tetrachloroethene	74000	D
591-78-6	2-Hexanone	8000	U
124-48-1	Dibromochloromethane	8000	U
106-93-4	1,2-Dibromoethane	8000	U
108-90-7	Chlorobenzene	8000	U
100-41-4	Ethylbenzene	8000	U
1330-20-7	Xylene (Total)	8000	U
100-42-5	Styrene	8000	U
75-25-2	Bromoform	8000	U
98-82-8	Isopropylbenzene	8000	U
79-34-5	1,1,2,2-Tetrachloroethane	8000	U
541-73-1	1,3-Dichlorobenzene	8000	U
106-46-7	1,4-Dichlorobenzene	8000	U
95-50-1	1,2-Dichlorobenzene	8000	U
96-12-8	1,2-Dibromo-3-chloropropane	8000	U
120-82-1	1,2,4-Trichlorobenzene	8000	U

1F  
VOLATILE ORGANICS ANALYSIS DATA SHEET  
TENTATIVELY IDENTIFIED COMPOUNDS

EPA SAMPLE NO.

PW-3DL1

Lab Name: MITKEM CORPORATION Contract: \_\_\_\_\_

Lab Code: MITKEM Case No.: \_\_\_\_\_ SAS No.: \_\_\_\_\_ SDG No.: MD0618

Matrix: (soil/water) WATER

Lab Sample ID: D0618-07ADL1

Sample wt/vol: 5.000 (g/mL) ML

Lab File ID: V6D6827

Level: (low/med) LOW

Date Received: 05/27/05

% Moisture: not dec. \_\_\_\_\_

Date Analyzed: 06/23/05

GC Column: DB-624 ID: 0.25 (mm)

Dilution Factor: 800.0

Soil Extract Volume: \_\_\_\_\_ (uL)

Soil Aliquot Volume: \_\_\_\_\_ (uL)

Number TICs found: 0

CONCENTRATION UNITS:  
(ug/L or ug/Kg) ug/L

CAS NUMBER	COMPOUND NAME	RT	EST. CONC.	Q
1.				
2.				
3.				
4.				
5.				
6.				
7.				
8.				
9.				
10.				
11.				
12.				
13.				
14.				
15.				
16.				
17.				
18.				
19.				
20.				
21.				
22.				
23.				
24.				
25.				
26.				
27.				
28.				
29.				
30.				

1A  
VOLATILE ORGANICS ANALYSIS DATA SHEET

EPA SAMPLE NO.

RIN-3

Lab Name: MITKEM CORPORATION Contract: \_\_\_\_\_

Lab Code: MITKEM Case No.: \_\_\_\_\_ SAS No.: \_\_\_\_\_ SDG No.: MD0618

Matrix: (soil/water) WATER Lab Sample ID: D0618-09A

Sample wt/vol: 5.000 (g/mL) ML Lab File ID: V6D6461

Level: (low/med) LOW Date Received: 05/27/05

% Moisture: not dec. \_\_\_\_\_ Date Analyzed: 06/06/05

GC Column: DB-624 ID: 0.25 (mm) Dilution Factor: 1.0

Soil Extract Volume: \_\_\_\_\_ (uL) Soil Aliquot Volume: \_\_\_\_\_ (uL)

CONCENTRATION UNITS:  
(ug/L or ug/Kg) UG/L Q

CAS NO.	COMPOUND		
75-71-8	Dichlorodifluoromethane	10	U
74-87-3	Chloromethane	10	U
75-01-4	Vinyl Chloride	10	U
74-83-9	Bromomethane	10	U
75-00-3	Chloroethane	10	U
75-69-4	Trichlorofluoromethane	10	U
75-35-4	1,1-Dichloroethene	10	U
76-13-1	1,1,2-Trichloro-1,2,2-trifluoroethane	10	U
67-64-1	Acetone	10	U
75-15-0	Carbon Disulfide	10	U
79-20-9	Methyl Acetate	10	U
75-09-2	Methylene Chloride	10	U
156-60-5	trans-1,2-Dichloroethene	10	U
1634-04-4	Methyl tert-Butyl Ether	10	U
75-34-3	1,1-Dichloroethane	10	U
156-59-2	cis-1,2-Dichloroethene	10	U
78-93-3	2-Butanone	10	U
67-66-3	Chloroform	10	U
71-55-6	1,1,1-Trichloroethane	10	U
110-82-7	Cyclohexane	10	U
56-23-5	Carbon Tetrachloride	10	U
71-43-2	Benzene	10	U
107-06-2	1,2-Dichloroethane	10	U



1B  
VOLATILE ORGANICS ANALYSIS DATA SHEET

EPA SAMPLE NO.

RIN-3

Lab Name: MITKEM CORPORATION Contract: \_\_\_\_\_

Lab Code: MITKEM Case No.: \_\_\_\_\_ SAS No.: \_\_\_\_\_ SDG No.: MD0618

Matrix: (soil/water) WATER Lab Sample ID: D0618-09A

Sample wt/vol: 5.000 (g/mL) ML Lab File ID: V6D6461

Level: (low/med) LOW Date Received: 05/27/05

% Moisture: not dec. \_\_\_\_\_ Date Analyzed: 06/06/05

GC Column: DB-624 ID: 0.25 (mm) Dilution Factor: 1.0

Soil Extract Volume: \_\_\_\_\_ (uL) Soil Aliquot Volume: \_\_\_\_\_ (uL)

CAS NO.	COMPOUND	CONCENTRATION UNITS:	
		(ug/L or ug/Kg) <u>UG/L</u>	<u>Q</u>
79-01-6	Trichloroethene	10	U
108-87-2	Methylcyclohexane	10	U
78-87-5	1,2-Dichloropropane	10	U
75-27-4	Bromodichloromethane	10	U
10061-01-5	cis-1,3-Dichloropropene	10	U
108-10-1	4-Methyl-2-Pentanone	10	U
108-88-3	Toluene	10	U
10061-02-6	trans-1,3-Dichloropropene	10	U
79-00-5	1,1,2-Trichloroethane	10	U
127-18-4	Tetrachloroethene	10	U
591-78-6	2-Hexanone	10	U
124-48-1	Dibromochloromethane	10	U
106-93-4	1,2-Dibromoethane	10	U
108-90-7	Chlorobenzene	10	U
100-41-4	Ethylbenzene	10	U
1330-20-7	Xylene (Total)	10	U
100-42-5	Styrene	10	U
75-25-2	Bromoform	10	U
98-82-8	Isopropylbenzene	10	U
79-34-5	1,1,2,2-Tetrachloroethane	10	U
541-73-1	1,3-Dichlorobenzene	10	U
106-46-7	1,4-Dichlorobenzene	10	U
95-50-1	1,2-Dichlorobenzene	10	U
96-12-8	1,2-Dibromo-3-chloropropane	10	U
120-82-1	1,2,4-Trichlorobenzene	10	U

1F  
VOLATILE ORGANICS ANALYSIS DATA SHEET  
TENTATIVELY IDENTIFIED COMPOUNDS

EPA SAMPLE NO.

RIN-3

Lab Name: MITKEM CORPORATION Contract: \_\_\_\_\_

Lab Code: MITKEM Case No.: \_\_\_\_\_ SAS No.: \_\_\_\_\_ SDG No.: MD0618

Matrix: (soil/water) WATER

Lab Sample ID: D0618-09A

Sample wt/vol: 5.000 (g/mL) ML

Lab File ID: V6D6461

Level: (low/med) LOW

Date Received: 05/27/05

% Moisture: not dec. \_\_\_\_\_

Date Analyzed: 06/06/05

GC Column: DB-624 ID: 0.25 (mm)

Dilution Factor: 1.0

Soil Extract Volume: \_\_\_\_\_ (uL)

Soil Aliquot Volume: \_\_\_\_\_ (uL)

Number TICs found: 0

CONCENTRATION UNITS:  
(ug/L or ug/Kg) ug/L

CAS NUMBER	COMPOUND NAME	RT	EST. CONC.	Q
=====	=====	=====	=====	=====
1.				
2.				
3.				
4.				
5.				
6.				
7.				
8.				
9.				
10.				
11.				
12.				
13.				
14.				
15.				
16.				
17.				
18.				
19.				
20.				
21.				
22.				
23.				
24.				
25.				
26.				
27.				
28.				
29.				
30.				

1A  
VOLATILE ORGANICS ANALYSIS DATA SHEET

EPA SAMPLE NO.

TRIP

Lab Name: MITKEM CORPORATION Contract: \_\_\_\_\_

Lab Code: MITKEM Case No.: \_\_\_\_\_ SAS No.: \_\_\_\_\_ SDG No.: MD0618

Matrix: (soil/water) WATER Lab Sample ID: D0618-10A

Sample wt/vol: 5.000 (g/mL) ML Lab File ID: V6D6377

Level: (low/med) LOW Date Received: 05/27/05

% Moisture: not dec. \_\_\_\_\_ Date Analyzed: 06/01/05

GC Column: DB-624 ID: 0.25 (mm) Dilution Factor: 1.0

Soil Extract Volume: \_\_\_\_\_ (uL) Soil Aliquot Volume: \_\_\_\_\_ (uL)

CONCENTRATION UNITS:  
(ug/L or ug/Kg) UG/L Q

CAS NO.	COMPOUND		
75-71-8	Dichlorodifluoromethane	10	U
74-87-3	Chloromethane	10	U
75-01-4	Vinyl Chloride	10	U
74-83-9	Bromomethane	10	U
75-00-3	Chloroethane	10	U
75-69-4	Trichlorofluoromethane	10	U
75-35-4	1,1-Dichloroethene	10	U
76-13-1	1,1,2-Trichloro-1,2,2-trifluoroethane	10	U
67-64-1	Acetone	10	U
75-15-0	Carbon Disulfide	10	U
79-20-9	Methyl Acetate	10	U
75-09-2	Methylene Chloride	10	U
156-60-5	trans-1,2-Dichloroethene	10	U
1634-04-4	Methyl tert-Butyl Ether	10	U
75-34-3	1,1-Dichloroethane	10	U
156-59-2	cis-1,2-Dichloroethene	10	U
78-93-3	2-Butanone	10	U
67-66-3	Chloroform	10	U
71-55-6	1,1,1-Trichloroethane	10	U
110-82-7	Cyclohexane	10	U
56-23-5	Carbon Tetrachloride	10	U
71-43-2	Benzene	10	U
107-06-2	1,2-Dichloroethane	10	U

1B  
VOLATILE ORGANICS ANALYSIS DATA SHEET

EPA SAMPLE NO.

TRIP

Lab Name: MITKEM CORPORATION Contract: \_\_\_\_\_

Lab Code: MITKEM Case No.: \_\_\_\_\_ SAS No.: \_\_\_\_\_ SDG No.: MD0618

Matrix: (soil/water) WATER Lab Sample ID: D0618-10A

Sample wt/vol: 5.000 (g/mL) ML Lab File ID: V6D6377

Level: (low/med) LOW Date Received: 05/27/05

% Moisture: not dec. \_\_\_\_\_ Date Analyzed: 06/01/05

GC Column: DB-624 ID: 0.25 (mm) Dilution Factor: 1.0

Soil Extract Volume: \_\_\_\_\_ (uL) Soil Aliquot Volume: \_\_\_\_\_ (uL)

CONCENTRATION UNITS:  
(ug/L or ug/Kg) UG/L Q

CAS NO.	COMPOUND		
79-01-6	Trichloroethene	10	U
108-87-2	Methylcyclohexane	10	U
78-87-5	1,2-Dichloropropane	10	U
75-27-4	Bromodichloromethane	10	U
10061-01-5	cis-1,3-Dichloropropene	10	U
108-10-1	4-Methyl-2-Pentanone	10	U
108-88-3	Toluene	10	U
10061-02-6	trans-1,3-Dichloropropene	10	U
79-00-5	1,1,2-Trichloroethane	10	U
127-18-4	Tetrachloroethene	10	U
591-78-6	2-Hexanone	10	U
124-48-1	Dibromochloromethane	10	U
106-93-4	1,2-Dibromoethane	10	U
108-90-7	Chlorobenzene	10	U
100-41-4	Ethylbenzene	10	U
1330-20-7	Xylene (Total)	10	U
100-42-5	Styrene	10	U
75-25-2	Bromoform	10	U
98-82-8	Isopropylbenzene	10	U
79-34-5	1,1,2,2-Tetrachloroethane	10	U
541-73-1	1,3-Dichlorobenzene	10	U
106-46-7	1,4-Dichlorobenzene	10	U
95-50-1	1,2-Dichlorobenzene	10	U
96-12-8	1,2-Dibromo-3-chloropropane	10	U
120-82-1	1,2,4-Trichlorobenzene	10	U

1F  
VOLATILE ORGANICS ANALYSIS DATA SHEET  
TENTATIVELY IDENTIFIED COMPOUNDS

EPA SAMPLE NO.

TRIP

Lab Name: MITKEM CORPORATION Contract: \_\_\_\_\_

Lab Code: MITKEM Case No.: \_\_\_\_\_ SAS No.: \_\_\_\_\_ SDG No.: MD0618

Matrix: (soil/water) WATER

Lab Sample ID: D0618-10A

Sample wt/vol: 5.000 (g/mL) ML

Lab File ID: V6D6377

Level: (low/med) LOW

Date Received: 05/27/05

% Moisture: not dec. \_\_\_\_\_

Date Analyzed: 06/01/05

GC Column: DB-624 ID: 0.25 (mm)

Dilution Factor: 1.0

Soil Extract Volume: \_\_\_\_\_ (uL)

Soil Aliquot Volume: \_\_\_\_\_ (uL)

Number TICs found: 0

CONCENTRATION UNITS:  
(ug/L or ug/Kg) ug/L

CAS NUMBER	COMPOUND NAME	RT	EST. CONC.	Q
=====	=====	=====	=====	=====
1.				
2.				
3.				
4.				
5.				
6.				
7.				
8.				
9.				
10.				
11.				
12.				
13.				
14.				
15.				
16.				
17.				
18.				
19.				
20.				
21.				
22.				
23.				
24.				
25.				
26.				
27.				
28.				
29.				
30.				

1A  
VOLATILE ORGANICS ANALYSIS DATA SHEET

EPA SAMPLE NO.

V6TLCS

Lab Name: MITKEM CORPORATION Contract: \_\_\_\_\_

Lab Code: MITKEM Case No.: \_\_\_\_\_ SAS No.: \_\_\_\_\_ SDG No.: MD0618

Matrix: (soil/water) WATER Lab Sample ID: LCS-18358

Sample wt/vol: 5.000 (g/mL) ML Lab File ID: V6D6394

Level: (low/med) LOW Date Received: \_\_\_\_\_

% Moisture: not dec. \_\_\_\_\_ Date Analyzed: 06/02/05

GC Column: DB-624 ID: 0.25 (mm) Dilution Factor: 1.0

Soil Extract Volume: \_\_\_\_\_ (uL) Soil Aliquot Volume: \_\_\_\_\_ (uL)

CAS NO. COMPOUND CONCENTRATION UNITS:  
(ug/L or ug/Kg) UG/L Q

75-71-8	Dichlorodifluoromethane	10	U
74-87-3	Chloromethane	10	U
75-01-4	Vinyl Chloride	10	U
74-83-9	Bromomethane	10	U
75-00-3	Chloroethane	10	U
75-69-4	Trichlorofluoromethane	10	U
75-35-4	1,1-Dichloroethene	56	
76-13-1	1,1,2-Trichloro-1,2,2-trifluoroethane	10	U
67-64-1	Acetone	10	U
75-15-0	Carbon Disulfide	10	U
79-20-9	Methyl Acetate	10	U
75-09-2	Methylene Chloride	10	U
156-60-5	trans-1,2-Dichloroethene	10	U
1634-04-4	Methyl tert-Butyl Ether	10	U
75-34-3	1,1-Dichloroethane	10	U
156-59-2	cis-1,2-Dichloroethene	10	U
78-93-3	2-Butanone	10	U
67-66-3	Chloroform	10	U
71-55-6	1,1,1-Trichloroethane	10	U
110-82-7	Cyclohexane	10	U
56-23-5	Carbon Tetrachloride	10	U
71-43-2	Benzene	58	
107-06-2	1,2-Dichloroethane	10	U

1B  
VOLATILE ORGANICS ANALYSIS DATA SHEET

EPA SAMPLE NO.

V6TLCS

Lab Name: MITKEM CORPORATION

Contract: \_\_\_\_\_

Lab Code: MITKEM Case No.: \_\_\_\_\_

SAS No.: \_\_\_\_\_

SDG No.: MD0618

Matrix: (soil/water) WATER

Lab Sample ID: LCS-18358

Sample wt/vol: 5.000 (g/mL) ML

Lab File ID: V6D6394

Level: (low/med) LOW

Date Received: \_\_\_\_\_

% Moisture: not dec. \_\_\_\_\_

Date Analyzed: 06/02/05

GC Column: DB-624 ID: 0.25 (mm)

Dilution Factor: 1.0

Soil Extract Volume: \_\_\_\_\_ (uL)

Soil Aliquot Volume: \_\_\_\_\_ (uL)

CONCENTRATION UNITS:

(ug/L or ug/Kg) UG/L Q

CAS NO.	COMPOUND		
79-01-6	Trichloroethene	55	
108-87-2	Methylcyclohexane	10	U
78-87-5	1,2-Dichloropropane	10	U
75-27-4	Bromodichloromethane	10	U
10061-01-5	cis-1,3-Dichloropropene	10	U
108-10-1	4-Methyl-2-Pentanone	10	U
108-88-3	Toluene	61	
10061-02-6	trans-1,3-Dichloropropene	10	U
79-00-5	1,1,2-Trichloroethane	10	U
127-18-4	Tetrachloroethene	10	U
591-78-6	2-Hexanone	10	U
124-48-1	Dibromochloromethane	10	U
106-93-4	1,2-Dibromoethane	10	U
108-90-7	Chlorobenzene	60	
100-41-4	Ethylbenzene	10	U
1330-20-7	Xylene (Total)	10	U
100-42-5	Styrene	10	U
75-25-2	Bromoform	10	U
98-82-8	Isopropylbenzene	10	U
79-34-5	1,1,2,2-Tetrachloroethane	10	U
541-73-1	1,3-Dichlorobenzene	10	U
106-46-7	1,4-Dichlorobenzene	10	U
95-50-1	1,2-Dichlorobenzene	10	U
96-12-8	1,2-Dibromo-3-chloropropane	10	U
120-82-1	1,2,4-Trichlorobenzene	10	U

1C  
SEMIVOLATILE ORGANICS ANALYSIS DATA SHEET

EPA SAMPLE NO.

MW-01

Lab Name: MITKEM CORPORATION Contract: \_\_\_\_\_

Lab Code: MITKEM Case No.: \_\_\_\_\_ SAS No.: \_\_\_\_\_ SDG No.: MD0618

Matrix: (soil/water) WATER Lab Sample ID: D0618-01B

Sample wt/vol: 900.0 (g/mL) ML Lab File ID: S1E4634

Level: (low/med) LOW Date Received: 05/27/05

% Moisture: \_\_\_\_\_ Decanted: (Y/N) \_\_\_\_\_ Date Extracted: 05/31/05

Concentrated Extract Volume: 1000 (uL) Date Analyzed: 06/06/05

Injection Volume: 2.0 (uL) Dilution Factor: 1.0

GPC Cleanup: (Y/N) N pH: \_\_\_\_\_ Extraction: (Type) CONT

CONCENTRATION UNITS:  
(ug/L or ug/Kg) UG/L Q

CAS NO.	COMPOUND		
100-52-7	Benzaldehyde	11	U
108-95-2	Phenol	11	U
111-44-4	bis(2-Chloroethyl) Ether	11	U
95-57-8	2-Chlorophenol	11	U
95-48-7	2-Methylphenol	11	U
108-60-1	2,2'-oxybis(1-Chloropropane)	11	U
98-86-2	Acetophenone	11	U
106-44-5	4-Methylphenol	11	U
621-64-7	N-Nitroso-di-n-propylamine	11	U
67-72-1	Hexachloroethane	11	U
98-95-3	Nitrobenzene	11	U
78-59-1	Isophorone	11	U
88-75-5	2-Nitrophenol	11	U
105-67-9	2,4-Dimethylphenol	11	U
111-91-1	bis(2-Chloroethoxy)methane	11	U
120-83-2	2,4-Dichlorophenol	11	U
91-20-3	Naphthalene	11	U
106-47-8	4-Chloroaniline	11	U
87-68-3	Hexachlorobutadiene	11	U
105-60-2	Caprolactam	11	U
59-50-7	4-Chloro-3-Methylphenol	11	U
91-57-6	2-Methylnaphthalene	11	U
77-47-4	Hexachlorocyclopentadiene	11	U
88-06-2	2,4,6-Trichlorophenol	11	U
95-95-4	2,4,5-Trichlorophenol	28	U
92-52-4	1,1'-Biphenyl	11	U
91-58-7	2-Chloronaphthalene	11	U
88-74-4	2-Nitroaniline	28	U
131-11-3	Dimethylphthalate	11	U
606-20-2	2,6-Dinitrotoluene	11	U
208-96-8	Acenaphthylene	11	U
99-09-2	3-Nitroaniline	28	U
83-32-9	Acenaphthene	11	U



1D  
SEMIVOLATILE ORGANICS ANALYSIS DATA SHEET

EPA SAMPLE NO.

MW-01

Lab Name: MITKEM CORPORATION Contract: \_\_\_\_\_

Lab Code: MITKEM Case No.: \_\_\_\_\_ SAS No.: \_\_\_\_\_ SDG No.: MD0618

Matrix: (soil/water) WATER Lab Sample ID: D0618-01B

Sample wt/vol: 900.0 (g/mL) ML Lab File ID: S1E4634

Level: (low/med) LOW Date Received: 05/27/05

% Moisture: \_\_\_\_\_ Decanted: (Y/N) \_\_\_\_\_ Date Extracted: 05/31/05

Concentrated Extract Volume: 1000 (uL) Date Analyzed: 06/06/05

Injection Volume: 2.0 (uL) Dilution Factor: 1.0

GPC Cleanup: (Y/N) N pH: \_\_\_\_\_ Extraction: (Type) CONT

CONCENTRATION UNITS:  
(ug/L or ug/Kg) UG/L Q

CAS NO.	COMPOUND		
51-28-5	2,4-Dinitrophenol	28	U
100-02-7	4-Nitrophenol	28	U
132-64-9	Dibenzofuran	11	U
121-14-2	2,4-Dinitrotoluene	11	U
84-66-2	Diethylphthalate	11	U
86-73-7	Fluorene	11	U
7005-72-3	4-Chlorophenyl-phenylether	11	U
100-01-6	4-Nitroaniline	28	U
534-52-1	4,6-Dinitro-2-methylphenol	28	U
86-30-6	N-Nitrosodiphenylamine (1)	11	U
101-55-3	4-Bromophenyl-phenylether	11	U
118-74-1	Hexachlorobenzene	11	U
1912-24-9	Atrazine	11	U
87-86-5	Pentachlorophenol	28	U
85-01-8	Phenanthrene	11	U
120-12-7	Anthracene	11	U
86-74-8	Carbazole	11	U
84-74-2	Di-n-butylphthalate	11	U
206-44-0	Fluoranthene	11	U
129-00-0	Pyrene	11	U
85-68-7	Butylbenzylphthalate	11	U
91-94-1	3,3'-Dichlorobenzidine	11	U
56-55-3	Benzo(a)anthracene	11	U
218-01-9	Chrysene	11	U
117-81-7	bis(2-Ethylhexyl)phthalate	11	U
117-84-0	Di-n-octylphthalate	11	U
205-99-2	Benzo(b)fluoranthene	11	U
207-08-9	Benzo(k)fluoranthene	11	U
50-32-8	Benzo(a)pyrene	11	U
193-39-5	Indeno(1,2,3-cd)pyrene	11	U
53-70-3	Dibenzo(a,h)anthracene	11	U
191-24-2	Benzo(g,h,i)perylene	11	U

(1) - Cannot be separated from Diphenylamine

1G  
SEMIVOLATILE ORGANICS ANALYSIS DATA SHEET  
TENTATIVELY IDENTIFIED COMPOUNDS

EPA SAMPLE NO.

MW-01

Lab Name: MITKEM CORPORATION Contract: \_\_\_\_\_

Lab Code: MITKEM Case No.: \_\_\_\_\_ SAS No.: \_\_\_\_\_ SDG No.: MD0618

Matrix: (soil/water) WATER Lab Sample ID: D0618-01B

Sample wt/vol: 900.0 (g/mL) ML Lab File ID: S1E4634

Level: (low/med) LOW Date Received: 05/27/05

% Moisture: \_\_\_\_\_ Decanted: (Y/N) \_\_\_\_\_ Date Extracted: 05/31/05

Concentrated Extract Volume: 1000 (uL) Date Analyzed: 06/06/05

Injection Volume: 2.0 (uL) Dilution Factor: 1.0

GPC Cleanup: (Y/N) N pH: \_\_\_\_\_ Extraction: (Type) CONT

Number TICs found: 0

CONCENTRATION UNITS:  
(ug/L or ug/Kg) ug/L

CAS NUMBER	COMPOUND NAME	RT	EST. CONC.	Q
=====	=====	=====	=====	=====
1.				
2.				
3.				
4.				
5.				
6.				
7.				
8.				
9.				
10.				
11.				
12.				
13.				
14.				
15.				
16.				
17.				
18.				
19.				
20.				
21.				
22.				
23.				
24.				
25.				
26.				
27.				
28.				
29.				
30.				

1C  
SEMIVOLATILE ORGANICS ANALYSIS DATA SHEET

EPA SAMPLE NO.

MW-01MS

Lab Name: MITKEM CORPORATION Contract: \_\_\_\_\_

Lab Code: MITKEM Case No.: \_\_\_\_\_ SAS No.: \_\_\_\_\_ SDG No.: MD0618

Matrix: (soil/water) WATER Lab Sample ID: D0618-01BMS

Sample wt/vol: 850.0 (g/mL) ML Lab File ID: S1E4635

Level: (low/med) LOW Date Received: 05/27/05

% Moisture: \_\_\_\_\_ Decanted: (Y/N) \_\_\_\_\_ Date Extracted: 05/31/05

Concentrated Extract Volume: 1000 (uL) Date Analyzed: 06/06/05

Injection Volume: 2.0 (uL) Dilution Factor: 1.0

GPC Cleanup: (Y/N) N pH: \_\_\_\_\_ Extraction: (Type) CONT

CONCENTRATION UNITS:

(ug/L or ug/Kg) UG/L Q

CAS NO.	COMPOUND	CONCENTRATION UNITS: (ug/L or ug/Kg) <u>UG/L</u>	Q
100-52-7	Benzaldehyde	12	U
108-95-2	Phenol	90	
111-44-4	bis(2-Chloroethyl) Ether	12	U
95-57-8	2-Chlorophenol	74	
95-48-7	2-Methylphenol	12	U
108-60-1	2,2'-oxybis(1-Chloropropane)	12	U
98-86-2	Acetophenone	12	U
106-44-5	4-Methylphenol	12	U
621-64-7	N-Nitroso-di-n-propylamine	52	
67-72-1	Hexachloroethane	12	U
98-95-3	Nitrobenzene	12	U
78-59-1	Isophorone	12	U
88-75-5	2-Nitrophenol	12	U
105-67-9	2,4-Dimethylphenol	12	U
111-91-1	bis(2-Chloroethoxy) methane	12	U
120-83-2	2,4-Dichlorophenol	12	U
91-20-3	Naphthalene	12	U
106-47-8	4-Chloroaniline	12	U
87-68-3	Hexachlorobutadiene	12	U
105-60-2	Caprolactam	12	U
59-50-7	4-Chloro-3-Methylphenol	110	E
91-57-6	2-Methylnaphthalene	12	U
77-47-4	Hexachlorocyclopentadiene	12	U
88-06-2	2,4,6-Trichlorophenol	12	U
95-95-4	2,4,5-Trichlorophenol	29	U
92-52-4	1,1'-Biphenyl	12	U
91-58-7	2-Chloronaphthalene	12	U
88-74-4	2-Nitroaniline	29	U
131-11-3	Dimethylphthalate	12	U
606-20-2	2,6-Dinitrotoluene	12	U
208-96-8	Acenaphthylene	12	U
99-09-2	3-Nitroaniline	29	U
83-32-9	Acenaphthene	62	

1D  
SEMIVOLATILE ORGANICS ANALYSIS DATA SHEET

EPA SAMPLE NO.

MW-01MS

Lab Name: MITKEM CORPORATION Contract: \_\_\_\_\_

Lab Code: MITKEM Case No.: \_\_\_\_\_ SAS No.: \_\_\_\_\_ SDG No.: MD0618

Matrix: (soil/water) WATER Lab Sample ID: D0618-01BMS

Sample wt/vol: 850.0 (g/mL) ML Lab File ID: S1E4635

Level: (low/med) LOW Date Received: 05/27/05

% Moisture: \_\_\_\_\_ Decanted: (Y/N) \_\_\_\_\_ Date Extracted: 05/31/05

Concentrated Extract Volume: 1000 (uL) Date Analyzed: 06/06/05

Injection Volume: 2.0 (uL) Dilution Factor: 1.0

GPC Cleanup: (Y/N) N pH: \_\_\_\_\_ Extraction: (Type) CONT

CONCENTRATION UNITS:  
(ug/L or ug/Kg) UG/L Q

CAS NO.	COMPOUND		
51-28-5	2,4-Dinitrophenol	29	U
100-02-7	4-Nitrophenol	110	E
132-64-9	Dibenzofuran	12	U
121-14-2	2,4-Dinitrotoluene	56	
84-66-2	Diethylphthalate	12	U
86-73-7	Fluorene	12	U
7005-72-3	4-Chlorophenyl-phenylether	12	U
100-01-6	4-Nitroaniline	29	U
534-52-1	4,6-Dinitro-2-methylphenol	29	U
86-30-6	N-Nitrosodiphenylamine (1)	12	U
101-55-3	4-Bromophenyl-phenylether	12	U
118-74-1	Hexachlorobenzene	12	U
1912-24-9	Atrazine	12	U
87-86-5	Pentachlorophenol	100	E
85-01-8	Phenanthrene	12	U
120-12-7	Anthracene	12	U
86-74-8	Carbazole	12	U
84-74-2	Di-n-butylphthalate	12	U
206-44-0	Fluoranthene	12	U
129-00-0	Pyrene	85	
85-68-7	Butylbenzylphthalate	12	U
91-94-1	3,3'-Dichlorobenzidine	12	U
56-55-3	Benzo(a)anthracene	12	U
218-01-9	Chrysene	12	U
117-81-7	bis(2-Ethylhexyl)phthalate	12	U
117-84-0	Di-n-octylphthalate	12	U
205-99-2	Benzo(b)fluoranthene	12	U
207-08-9	Benzo(k)fluoranthene	12	U
50-32-8	Benzo(a)pyrene	12	U
193-39-5	Indeno(1,2,3-cd)pyrene	12	U
53-70-3	Dibenzo(a,h)anthracene	12	U
191-24-2	Benzo(g,h,i)perylene	12	U

(1) - Cannot be separated from Diphenylamine

1C  
SEMIVOLATILE ORGANICS ANALYSIS DATA SHEET

EPA SAMPLE NO.

MW-01MSD

Lab Name: MITKEM CORPORATION Contract: \_\_\_\_\_

Lab Code: MITKEM Case No.: \_\_\_\_\_ SAS No.: \_\_\_\_\_ SDG No.: MD0618

Matrix: (soil/water) WATER Lab Sample ID: D0618-01BMSD

Sample wt/vol: 850.0 (g/mL) ML Lab File ID: S1E4636

Level: (low/med) LOW Date Received: 05/27/05

% Moisture: \_\_\_\_\_ Decanted: (Y/N) \_\_\_\_\_ Date Extracted: 05/31/05

Concentrated Extract Volume: 1000 (uL) Date Analyzed: 06/06/05

Injection Volume: 2.0 (uL) Dilution Factor: 1.0

GPC Cleanup: (Y/N) N pH: \_\_\_\_\_ Extraction: (Type) CONT

CONCENTRATION UNITS:  
(ug/L or ug/Kg) UG/L Q

CAS NO.	COMPOUND		
100-52-7	Benzaldehyde	12	U
108-95-2	Phenol	91	
111-44-4	bis(2-Chloroethyl) Ether	12	U
95-57-8	2-Chlorophenol	79	
95-48-7	2-Methylphenol	12	U
108-60-1	2,2'-oxybis(1-Chloropropane)	12	U
98-86-2	Acetophenone	12	U
106-44-5	4-Methylphenol	12	U
621-64-7	N-Nitroso-di-n-propylamine	53	
67-72-1	Hexachloroethane	12	U
98-95-3	Nitrobenzene	12	U
78-59-1	Isophorone	12	U
88-75-5	2-Nitrophenol	12	U
105-67-9	2,4-Dimethylphenol	12	U
111-91-1	bis(2-Chloroethoxy)methane	12	U
120-83-2	2,4-Dichlorophenol	12	U
91-20-3	Naphthalene	12	U
106-47-8	4-Chloroaniline	12	U
87-68-3	Hexachlorobutadiene	12	U
105-60-2	Caprolactam	12	U
59-50-7	4-Chloro-3-Methylphenol	120	E
91-57-6	2-Methylnaphthalene	12	U
77-47-4	Hexachlorocyclopentadiene	12	U
88-06-2	2,4,6-Trichlorophenol	12	U
95-95-4	2,4,5-Trichlorophenol	29	U
92-52-4	1,1'-Biphenyl	12	U
91-58-7	2-Chloronaphthalene	12	U
88-74-4	2-Nitroaniline	29	U
131-11-3	Dimethylphthalate	12	U
606-20-2	2,6-Dinitrotoluene	12	U
208-96-8	Acenaphthylene	12	U
99-09-2	3-Nitroaniline	29	U
83-32-9	Acenaphthene	62	

1D  
SEMIVOLATILE ORGANICS ANALYSIS DATA SHEET

EPA SAMPLE NO.

MW-01MSD

Lab Name: MITKEM CORPORATION Contract: \_\_\_\_\_

Lab Code: MITKEM Case No.: \_\_\_\_\_ SAS No.: \_\_\_\_\_ SDG No.: MD0618

Matrix: (soil/water) WATER Lab Sample ID: D0618-01BMSD

Sample wt/vol: 850.0 (g/mL) ML Lab File ID: S1E4636

Level: (low/med) LOW Date Received: 05/27/05

% Moisture: \_\_\_\_\_ Decanted: (Y/N) \_\_\_\_\_ Date Extracted: 05/31/05

Concentrated Extract Volume: 1000 (uL) Date Analyzed: 06/06/05

Injection Volume: 2.0 (uL) Dilution Factor: 1.0

GPC Cleanup: (Y/N) N pH: \_\_\_\_\_ Extraction: (Type) CONT

CONCENTRATION UNITS:  
(ug/L or ug/Kg) UG/L Q

CAS NO.	COMPOUND		
51-28-5	2,4-Dinitrophenol	29	U
100-02-7	4-Nitrophenol	110	E
132-64-9	Dibenzofuran	12	U
121-14-2	2,4-Dinitrotoluene	62	
84-66-2	Diethylphthalate	12	U
86-73-7	Fluorene	12	U
7005-72-3	4-Chlorophenyl-phenylether	12	U
100-01-6	4-Nitroaniline	29	U
534-52-1	4,6-Dinitro-2-methylphenol	29	U
86-30-6	N-Nitrosodiphenylamine (1)	12	U
101-55-3	4-Bromophenyl-phenylether	12	U
118-74-1	Hexachlorobenzene	12	U
1912-24-9	Atrazine	12	U
87-86-5	Pentachlorophenol	120	E
85-01-8	Phenanthrene	12	U
120-12-7	Anthracene	12	U
86-74-8	Carbazole	12	U
84-74-2	Di-n-butylphthalate	12	U
206-44-0	Fluoranthene	12	U
129-00-0	Pyrene	83	
85-68-7	Butylbenzylphthalate	12	U
91-94-1	3,3'-Dichlorobenzidine	12	U
56-55-3	Benzo(a)anthracene	12	U
218-01-9	Chrysene	12	U
117-81-7	bis(2-Ethylhexyl)phthalate	1	J
117-84-0	Di-n-octylphthalate	12	U
205-99-2	Benzo(b)fluoranthene	12	U
207-08-9	Benzo(k)fluoranthene	12	U
50-32-8	Benzo(a)pyrene	12	U
193-39-5	Indeno(1,2,3-cd)pyrene	12	U
53-70-3	Dibenzo(a,h)anthracene	12	U
191-24-2	Benzo(g,h,i)perylene	12	U

(1) - Cannot be separated from Diphenylamine

1C  
SEMIVOLATILE ORGANICS ANALYSIS DATA SHEET

EPA SAMPLE NO.

MW-06

Lab Name: MITKEM CORPORATION Contract: \_\_\_\_\_

Lab Code: MITKEM Case No.: \_\_\_\_\_ SAS No.: \_\_\_\_\_ SDG No.: MD0618

Matrix: (soil/water) WATER Lab Sample ID: D0618-05B

Sample wt/vol: 1000 (g/mL) ML Lab File ID: S1E4637

Level: (low/med) LOW Date Received: 05/27/05

% Moisture: \_\_\_\_\_ Decanted: (Y/N) \_\_\_\_\_ Date Extracted: 05/31/05

Concentrated Extract Volume: 1000 (uL) Date Analyzed: 06/06/05

Injection Volume: 2.0 (uL) Dilution Factor: 1.0

GPC Cleanup: (Y/N) N pH: \_\_\_\_\_ Extraction: (Type) CONT

CONCENTRATION UNITS:  
(ug/L or ug/Kg) UG/L Q

CAS NO.	COMPOUND		
100-52-7	Benzaldehyde	10	U
108-95-2	Phenol	10	U
111-44-4	bis(2-Chloroethyl) Ether	10	U
95-57-8	2-Chlorophenol	10	U
95-48-7	2-Methylphenol	10	U
108-60-1	2,2'-oxybis(1-Chloropropane)	10	U
98-86-2	Acetophenone	10	U
106-44-5	4-Methylphenol	10	U
621-64-7	N-Nitroso-di-n-propylamine	10	U
67-72-1	Hexachloroethane	10	U
98-95-3	Nitrobenzene	10	U
78-59-1	Isophorone	10	U
88-75-5	2-Nitrophenol	10	U
105-67-9	2,4-Dimethylphenol	10	U
111-91-1	bis(2-Chloroethoxy)methane	10	U
120-83-2	2,4-Dichlorophenol	10	U
91-20-3	Naphthalene	10	U
106-47-8	4-Chloroaniline	10	U
87-68-3	Hexachlorobutadiene	10	U
105-60-2	Caprolactam	10	U
59-50-7	4-Chloro-3-Methylphenol	10	U
91-57-6	2-Methylnaphthalene	10	U
77-47-4	Hexachlorocyclopentadiene	10	U
88-06-2	2,4,6-Trichlorophenol	10	U
95-95-4	2,4,5-Trichlorophenol	25	U
92-52-4	1,1'-Biphenyl	10	U
91-58-7	2-Chloronaphthalene	10	U
88-74-4	2-Nitroaniline	25	U
131-11-3	Dimethylphthalate	10	U
606-20-2	2,6-Dinitrotoluene	10	U
208-96-8	Acenaphthylene	10	U
99-09-2	3-Nitroaniline	25	U
83-32-9	Acenaphthene	10	U

1D  
SEMIVOLATILE ORGANICS ANALYSIS DATA SHEET

EPA SAMPLE NO.

MW-06

Lab Name: MITKEM CORPORATION Contract: \_\_\_\_\_

Lab Code: MITKEM Case No.: \_\_\_\_\_ SAS No.: \_\_\_\_\_ SDG No.: MD0618

Matrix: (soil/water) WATER Lab Sample ID: D0618-05B

Sample wt/vol: 1000 (g/mL) ML Lab File ID: S1E4637

Level: (low/med) LOW Date Received: 05/27/05

% Moisture: \_\_\_\_\_ Decanted: (Y/N) \_\_\_\_\_ Date Extracted: 05/31/05

Concentrated Extract Volume: 1000 (uL) Date Analyzed: 06/06/05

Injection Volume: 2.0 (uL) Dilution Factor: 1.0

GPC Cleanup: (Y/N) N pH: \_\_\_\_\_ Extraction: (Type) CONT

CONCENTRATION UNITS:  
(ug/L or ug/Kg) UG/L Q

CAS NO.	COMPOUND		
51-28-5	2,4-Dinitrophenol	25	U
100-02-7	4-Nitrophenol	25	U
132-64-9	Dibenzofuran	10	U
121-14-2	2,4-Dinitrotoluene	10	U
84-66-2	Diethylphthalate	10	U
86-73-7	Fluorene	10	U
7005-72-3	4-Chlorophenyl-phenylether	10	U
100-01-6	4-Nitroaniline	25	U
534-52-1	4,6-Dinitro-2-methylphenol	25	U
86-30-6	N-Nitrosodiphenylamine (1)	10	U
101-55-3	4-Bromophenyl-phenylether	10	U
118-74-1	Hexachlorobenzene	10	U
1912-24-9	Atrazine	10	U
87-86-5	Pentachlorophenol	25	U
85-01-8	Phenanthrene	10	U
120-12-7	Anthracene	10	U
86-74-8	Carbazole	10	U
84-74-2	Di-n-butylphthalate	10	U
206-44-0	Fluoranthene	10	U
129-00-0	Pyrene	10	U
85-68-7	Butylbenzylphthalate	10	U
91-94-1	3,3'-Dichlorobenzidine	10	U
56-55-3	Benzo(a)anthracene	10	U
218-01-9	Chrysene	10	U
117-81-7	bis(2-Ethylhexyl)phthalate	10	U
117-84-0	Di-n-octylphthalate	10	U
205-99-2	Benzo(b)fluoranthene	10	U
207-08-9	Benzo(k)fluoranthene	10	U
50-32-8	Benzo(a)pyrene	10	U
193-39-5	Indeno(1,2,3-cd)pyrene	10	U
53-70-3	Dibenzo(a,h)anthracene	10	U
191-24-2	Benzo(g,h,i)perylene	10	U

(1) - Cannot be separated from Diphenylamine



1G  
SEMIVOLATILE ORGANICS ANALYSIS DATA SHEET  
TENTATIVELY IDENTIFIED COMPOUNDS

EPA SAMPLE NO.

MW-06

Lab Name: MITKEM CORPORATION Contract: \_\_\_\_\_

Lab Code: MITKEM Case No.: \_\_\_\_\_ SAS No.: \_\_\_\_\_ SDG No.: MD0618

Matrix: (soil/water) WATER Lab Sample ID: D0618-05B

Sample wt/vol: 1000 (g/mL) ML Lab File ID: S1E4637

Level: (low/med) LOW Date Received: 05/27/05

% Moisture: \_\_\_\_\_ Decanted: (Y/N) \_\_\_\_\_ Date Extracted: 05/31/05

Concentrated Extract Volume: 1000 (uL) Date Analyzed: 06/06/05

Injection Volume: 2.0 (uL) Dilution Factor: 1.0

GPC Cleanup: (Y/N) N pH: \_\_\_\_\_ Extraction: (Type) CONT

Number TICs found: 0

CONCENTRATION UNITS:  
(ug/L or ug/Kg) ug/L

CAS NUMBER	COMPOUND NAME	RT	EST. CONC.	Q
1.				
2.				
3.				
4.				
5.				
6.				
7.				
8.				
9.				
10.				
11.				
12.				
13.				
14.				
15.				
16.				
17.				
18.				
19.				
20.				
21.				
22.				
23.				
24.				
25.				
26.				
27.				
28.				
29.				
30.				

FORM I SV-TIC

OLM04.3

1C  
SEMIVOLATILE ORGANICS ANALYSIS DATA SHEET

EPA SAMPLE NO.

MW-07

Lab Name: MITKEM CORPORATION Contract: \_\_\_\_\_

Lab Code: MITKEM Case No.: \_\_\_\_\_ SAS No.: \_\_\_\_\_ SDG No.: MD0618

Matrix: (soil/water) WATER Lab Sample ID: D0618-06B

Sample wt/vol: 1000 (g/mL) ML Lab File ID: S1E4638

Level: (low/med) LOW Date Received: 05/27/05

% Moisture: \_\_\_\_\_ Decanted: (Y/N) \_\_\_\_\_ Date Extracted: 05/31/05

Concentrated Extract Volume: 1000 (uL) Date Analyzed: 06/06/05

Injection Volume: 2.0 (uL) Dilution Factor: 1.0

GPC Cleanup: (Y/N) N pH: \_\_\_\_\_ Extraction: (Type) CONT

CONCENTRATION UNITS:  
(ug/L or ug/Kg) UG/L Q

CAS NO.	COMPOUND		
100-52-7	Benzaldehyde	10	U
108-95-2	Phenol	10	U
111-44-4	bis(2-Chloroethyl) Ether	10	U
95-57-8	2-Chlorophenol	10	U
95-48-7	2-Methylphenol	10	U
108-60-1	2,2'-oxybis(1-Chloropropane)	10	U
98-86-2	Acetophenone	10	U
106-44-5	4-Methylphenol	10	U
621-64-7	N-Nitroso-di-n-propylamine	10	U
67-72-1	Hexachloroethane	10	U
98-95-3	Nitrobenzene	10	U
78-59-1	Isophorone	10	U
88-75-5	2-Nitrophenol	10	U
105-67-9	2,4-Dimethylphenol	10	U
111-91-1	bis(2-Chloroethoxy) methane	10	U
120-83-2	2,4-Dichlorophenol	10	U
91-20-3	Naphthalene	10	U
106-47-8	4-Chloroaniline	10	U
87-68-3	Hexachlorobutadiene	10	U
105-60-2	Caprolactam	10	U
59-50-7	4-Chloro-3-Methylphenol	10	U
91-57-6	2-Methylnaphthalene	10	U
77-47-4	Hexachlorocyclopentadiene	10	U
88-06-2	2,4,6-Trichlorophenol	10	U
95-95-4	2,4,5-Trichlorophenol	25	U
92-52-4	1,1'-Biphenyl	10	U
91-58-7	2-Chloronaphthalene	10	U
88-74-4	2-Nitroaniline	25	U
131-11-3	Dimethylphthalate	10	U
606-20-2	2,6-Dinitrotoluene	10	U
208-96-8	Acenaphthylene	10	U
99-09-2	3-Nitroaniline	25	U
83-32-9	Acenaphthene	10	U

1D  
SEMIVOLATILE ORGANICS ANALYSIS DATA SHEET

EPA SAMPLE NO.

MW-07

Lab Name: MITKEM CORPORATION Contract: \_\_\_\_\_

Lab Code: MITKEM Case No.: \_\_\_\_\_ SAS No.: \_\_\_\_\_ SDG No.: MD0618

Matrix: (soil/water) WATER Lab Sample ID: D0618-06B

Sample wt/vol: 1000 (g/mL) ML Lab File ID: S1E4638

Level: (low/med) LOW Date Received: 05/27/05

% Moisture: \_\_\_\_\_ Decanted: (Y/N) \_\_\_\_\_ Date Extracted: 05/31/05

Concentrated Extract Volume: 1000 (uL) Date Analyzed: 06/06/05

Injection Volume: 2.0 (uL) Dilution Factor: 1.0

GPC Cleanup: (Y/N) N pH: \_\_\_\_\_ Extraction: (Type) CONT

CAS NO.	COMPOUND	CONCENTRATION UNITS:	
		(ug/L or ug/Kg)	UG/L Q
51-28-5	2,4-Dinitrophenol	25	U
100-02-7	4-Nitrophenol	25	U
132-64-9	Dibenzofuran	10	U
121-14-2	2,4-Dinitrotoluene	10	U
84-66-2	Diethylphthalate	10	U
86-73-7	Fluorene	10	U
7005-72-3	4-Chlorophenyl-phenylether	10	U
100-01-6	4-Nitroaniline	25	U
534-52-1	4,6-Dinitro-2-methylphenol	25	U
86-30-6	N-Nitrosodiphenylamine (1)	10	U
101-55-3	4-Bromophenyl-phenylether	10	U
118-74-1	Hexachlorobenzene	10	U
1912-24-9	Atrazine	10	U
87-86-5	Pentachlorophenol	25	U
85-01-8	Phenanthrene	10	U
120-12-7	Anthracene	10	U
86-74-8	Carbazole	10	U
84-74-2	Di-n-butylphthalate	10	U
206-44-0	Fluoranthene	10	U
129-00-0	Pyrene	10	U
85-68-7	Butylbenzylphthalate	10	U
91-94-1	3,3'-Dichlorobenzidine	10	U
56-55-3	Benzo(a)anthracene	10	U
218-01-9	Chrysene	10	U
117-81-7	bis(2-Ethylhexyl)phthalate	10	U
117-84-0	Di-n-octylphthalate	10	U
205-99-2	Benzo(b)fluoranthene	10	U
207-08-9	Benzo(k)fluoranthene	10	U
50-32-8	Benzo(a)pyrene	10	U
193-39-5	Indeno(1,2,3-cd)pyrene	10	U
53-70-3	Dibenzo(a,h)anthracene	10	U
191-24-2	Benzo(g,h,i)perylene	10	U

(1) - Cannot be separated from Diphenylamine

1G  
SEMIVOLATILE ORGANICS ANALYSIS DATA SHEET  
TENTATIVELY IDENTIFIED COMPOUNDS

EPA SAMPLE NO.

MW-07

Lab Name: MITKEM CORPORATION Contract: \_\_\_\_\_  
 Lab Code: MITKEM Case No.: \_\_\_\_\_ SAS No.: \_\_\_\_\_ SDG No.: MD0618  
 Matrix: (soil/water) WATER Lab Sample ID: D0618-06B  
 Sample wt/vol: 1000 (g/mL) ML Lab File ID: S1E4638  
 Level: (low/med) LOW Date Received: 05/27/05  
 % Moisture: \_\_\_\_\_ Decanted: (Y/N) \_\_\_\_\_ Date Extracted: 05/31/05  
 Concentrated Extract Volume: 1000 (uL) Date Analyzed: 06/06/05  
 Injection Volume: 2.0 (uL) Dilution Factor: 1.0  
 GPC Cleanup: (Y/N) N pH: \_\_\_\_\_ Extraction: (Type) CONT

Number TICs found: 30

CONCENTRATION UNITS:  
(ug/L or ug/Kg) ug/L

CAS NUMBER	COMPOUND NAME	RT	EST. CONC.	Q
1.	UNKNOWN	4.13	21	J
2.	UNKNOWN	4.38	22	J
3. 611-14-3	BENZENE, 1-ETHYL-2-METHYL-	4.45	7	NJ
4. 526-73-8	BENZENE, 1,2,3-TRIMETHYL-	4.66	19	NJ
5.	UNKNOWN	4.83	19	J
6.	UNKNOWN	5.00	79	J
7.	UNKNOWN	5.15	33	J
8.	UNKNOWN	5.20	38	J
9. 105-05-5	BENZENE, 1,4-DIETHYL-	5.29	32	NJ
10.	UNKNOWN	5.33	30	J
11.	UNKNOWN	5.41	77	J
12.	UNKNOWN	5.57	23	J
13. 874-41-9	BENZENE, 1-ETHYL-2,4-DIMETHY	5.66	94	NJ
14.	UNKNOWN	5.80	51	J
15.	UNKNOWN	5.91	53	J
16.	UNKNOWN	5.99	11	J
17. 95-93-2	BENZENE, 1,2,4,5-TETRAMETHYL	6.08	78	NJ
18. 488-23-3	BENZENE, 1,2,3,4-TETRAMETHYL	6.12	52	NJ
19.	UNKNOWN	6.17	19	J
20. 2547-27-5	TRANS-4A-METHYL-DECAHYDRONAP	6.23	5	NJ
21.	UNKNOWN	6.28	9	J
22. 934-10-1	3-PHENYLBUT-1-ENE	6.33	28	NJ
23.	UNKNOWN	6.52	13	J
24.	UNKNOWN	6.67	6	J
25.	UNKNOWN	6.90	11	J
26.	UNKNOWN	8.70	4	J
27.	UNKNOWN	9.02	7	J
28.	UNKNOWN	9.44	4	J
29. 10544-50-0	CYCLIC OCTAATOMIC SULFUR	13.74	8	NJ
30.	UNKNOWN	14.80	7	J

FORM I SV-TIC

OLM04.3

1C  
SEMIVOLATILE ORGANICS ANALYSIS DATA SHEET

EPA SAMPLE NO.

RIN-3

Lab Name: MITKEM CORPORATION Contract: \_\_\_\_\_

Lab Code: MITKEM Case No.: \_\_\_\_\_ SAS No.: \_\_\_\_\_ SDG No.: MD0618

Matrix: (soil/water) WATER Lab Sample ID: D0618-09B

Sample wt/vol: 1000 (g/mL) ML Lab File ID: S1E4639

Level: (low/med) LOW Date Received: 05/27/05

% Moisture: \_\_\_\_\_ Decanted: (Y/N) \_\_\_\_\_ Date Extracted: 05/31/05

Concentrated Extract Volume: 1000 (uL) Date Analyzed: 06/06/05

Injection Volume: 2.0 (uL) Dilution Factor: 1.0

GPC Cleanup: (Y/N) N pH: \_\_\_\_\_ Extraction: (Type) CONT

CONCENTRATION UNITS:  
(ug/L or ug/Kg) UG/L Q

CAS NO.	COMPOUND		
100-52-7	Benzaldehyde	10	U
108-95-2	Phenol	10	U
111-44-4	bis(2-Chloroethyl) Ether	10	U
95-57-8	2-Chlorophenol	10	U
95-48-7	2-Methylphenol	10	U
108-60-1	2,2'-oxybis(1-Chloropropane)	10	U
98-86-2	Acetophenone	10	U
106-44-5	4-Methylphenol	10	U
621-64-7	N-Nitroso-di-n-propylamine	10	U
67-72-1	Hexachloroethane	10	U
98-95-3	Nitrobenzene	10	U
78-59-1	Isophorone	10	U
88-75-5	2-Nitrophenol	10	U
105-67-9	2,4-Dimethylphenol	10	U
111-91-1	bis(2-Chloroethoxy)methane	10	U
120-83-2	2,4-Dichlorophenol	10	U
91-20-3	Naphthalene	10	U
106-47-8	4-Chloroaniline	10	U
87-68-3	Hexachlorobutadiene	10	U
105-60-2	Caprolactam	10	U
59-50-7	4-Chloro-3-Methylphenol	10	U
91-57-6	2-Methylnaphthalene	10	U
77-47-4	Hexachlorocyclopentadiene	10	U
88-06-2	2,4,6-Trichlorophenol	10	U
95-95-4	2,4,5-Trichlorophenol	25	U
92-52-4	1,1'-Biphenyl	10	U
91-58-7	2-Chloronaphthalene	10	U
88-74-4	2-Nitroaniline	25	U
131-11-3	Dimethylphthalate	10	U
606-20-2	2,6-Dinitrotoluene	10	U
208-96-8	Acenaphthylene	10	U
99-09-2	3-Nitroaniline	25	U
83-32-9	Acenaphthene	10	U

1D  
SEMIVOLATILE ORGANICS ANALYSIS DATA SHEET

EPA SAMPLE NO.

RIN-3

Lab Name: MITKEM CORPORATION Contract: \_\_\_\_\_

Lab Code: MITKEM Case No.: \_\_\_\_\_ SAS No.: \_\_\_\_\_ SDG No.: MD0618

Matrix: (soil/water) WATER Lab Sample ID: D0618-09B

Sample wt/vol: 1000 (g/mL) ML Lab File ID: S1E4639

Level: (low/med) LOW Date Received: 05/27/05

% Moisture: \_\_\_\_\_ Decanted: (Y/N) \_\_\_\_\_ Date Extracted: 05/31/05

Concentrated Extract Volume: 1000 (uL) Date Analyzed: 06/06/05

Injection Volume: 2.0 (uL) Dilution Factor: 1.0

GPC Cleanup: (Y/N) N pH: \_\_\_\_\_ Extraction: (Type) CONT

CONCENTRATION UNITS:  
(ug/L or ug/Kg) UG/L Q

CAS NO.	COMPOUND		
51-28-5	2,4-Dinitrophenol	25	U
100-02-7	4-Nitrophenol	25	U
132-64-9	Dibenzofuran	10	U
121-14-2	2,4-Dinitrotoluene	10	U
84-66-2	Diethylphthalate	10	U
86-73-7	Fluorene	10	U
7005-72-3	4-Chlorophenyl-phenylether	10	U
100-01-6	4-Nitroaniline	25	U
534-52-1	4,6-Dinitro-2-methylphenol	25	U
86-30-6	N-Nitrosodiphenylamine (1)	10	U
101-55-3	4-Bromophenyl-phenylether	10	U
118-74-1	Hexachlorobenzene	10	U
1912-24-9	Atrazine	10	U
87-86-5	Pentachlorophenol	25	U
85-01-8	Phenanthrene	10	U
120-12-7	Anthracene	10	U
86-74-8	Carbazole	10	U
84-74-2	Di-n-butylphthalate	10	U
206-44-0	Fluoranthene	10	U
129-00-0	Pyrene	10	U
85-68-7	Butylbenzylphthalate	10	U
91-94-1	3,3'-Dichlorobenzidine	10	U
56-55-3	Benzo(a)anthracene	10	U
218-01-9	Chrysene	10	U
117-81-7	bis(2-Ethylhexyl)phthalate	10	U
117-84-0	Di-n-octylphthalate	10	U
205-99-2	Benzo(b)fluoranthene	10	U
207-08-9	Benzo(k)fluoranthene	10	U
50-32-8	Benzo(a)pyrene	10	U
193-39-5	Indeno(1,2,3-cd)pyrene	10	U
53-70-3	Dibenzo(a,h)anthracene	10	U
191-24-2	Benzo(g,h,i)perylene	10	U

(1) - Cannot be separated from Diphenylamine

1G  
SEMIVOLATILE ORGANICS ANALYSIS DATA SHEET  
TENTATIVELY IDENTIFIED COMPOUNDS

EPA SAMPLE NO.

RIN-3

Lab Name: MITKEM CORPORATION Contract: \_\_\_\_\_

Lab Code: MITKEM Case No.: \_\_\_\_\_ SAS No.: \_\_\_\_\_ SDG No.: MD0618

Matrix: (soil/water) WATER Lab Sample ID: D0618-09B

Sample wt/vol: 1000 (g/mL) ML Lab File ID: S1E4639

Level: (low/med) LOW Date Received: 05/27/05

% Moisture: \_\_\_\_\_ Decanted: (Y/N) \_\_\_\_\_ Date Extracted: 05/31/05

Concentrated Extract Volume: 1000 (uL) Date Analyzed: 06/06/05

Injection Volume: 2.0 (uL) Dilution Factor: 1.0

GPC Cleanup: (Y/N) N pH: \_\_\_\_\_ Extraction: (Type) CONT

Number TICs found: 1

CONCENTRATION UNITS:  
(ug/L or ug/Kg) ug/L

CAS NUMBER	COMPOUND NAME	RT	EST. CONC.	Q
1. 1138-52-9	PHENOL, 3,5-BIS(1,1-DIMETHYL	9.73	44	NJ
2.				
3.				
4.				
5.				
6.				
7.				
8.				
9.				
10.				
11.				
12.				
13.				
14.				
15.				
16.				
17.				
18.				
19.				
20.				
21.				
22.				
23.				
24.				
25.				
26.				
27.				
28.				
29.				
30.				

1C  
SEMIVOLATILE ORGANICS ANALYSIS DATA SHEET

EPA SAMPLE NO.

S1CLCS

Lab Name: MITKEM CORPORATION Contract: \_\_\_\_\_

Lab Code: MITKEM Case No.: \_\_\_\_\_ SAS No.: \_\_\_\_\_ SDG No.: MD0618

Matrix: (soil/water) WATER Lab Sample ID: LCS-18321

Sample wt/vol: 1000 (g/mL) ML Lab File ID: S1E4633

Level: (low/med) LOW Date Received: \_\_\_\_\_

% Moisture: \_\_\_\_\_ Decanted: (Y/N) \_\_\_\_\_ Date Extracted: 05/31/05

Concentrated Extract Volume: 1000 (uL) Date Analyzed: 06/06/05

Injection Volume: 2.0 (uL) Dilution Factor: 1.0

GPC Cleanup: (Y/N) N pH: \_\_\_\_\_ Extraction: (Type) CONT

CONCENTRATION UNITS:  
(ug/L or ug/Kg) UG/L Q

CAS NO.	COMPOUND		
100-52-7	Benzaldehyde	10	U
108-95-2	Phenol	73	
111-44-4	bis(2-Chloroethyl) Ether	10	U
95-57-8	2-Chlorophenol	65	
95-48-7	2-Methylphenol	10	U
108-60-1	2,2'-oxybis(1-Chloropropane)	10	U
98-86-2	Acetophenone	10	U
106-44-5	4-Methylphenol	10	U
621-64-7	N-Nitroso-di-n-propylamine	47	
67-72-1	Hexachloroethane	10	U
98-95-3	Nitrobenzene	10	U
78-59-1	Isophorone	10	U
88-75-5	2-Nitrophenol	10	U
105-67-9	2,4-Dimethylphenol	10	U
111-91-1	bis(2-Chloroethoxy)methane	10	U
120-83-2	2,4-Dichlorophenol	10	U
91-20-3	Naphthalene	10	U
106-47-8	4-Chloroaniline	10	U
87-68-3	Hexachlorobutadiene	10	U
105-60-2	Caprolactam	10	U
59-50-7	4-Chloro-3-Methylphenol	110	E
91-57-6	2-Methylnaphthalene	10	U
77-47-4	Hexachlorocyclopentadiene	10	U
88-06-2	2,4,6-Trichlorophenol	10	U
95-95-4	2,4,5-Trichlorophenol	25	U
92-52-4	1,1'-Biphenyl	10	U
91-58-7	2-Chloronaphthalene	10	U
88-74-4	2-Nitroaniline	25	U
131-11-3	Dimethylphthalate	10	U
606-20-2	2,6-Dinitrotoluene	10	U
208-96-8	Acenaphthylene	10	U
99-09-2	3-Nitroaniline	25	U
83-32-9	Acenaphthene	55	



1D  
SEMIVOLATILE ORGANICS ANALYSIS DATA SHEET

EPA SAMPLE NO.

S1CLCS

Lab Name: MITKEM CORPORATION Contract: \_\_\_\_\_

Lab Code: MITKEM Case No.: \_\_\_\_\_ SAS No.: \_\_\_\_\_ SDG No.: MD0618

Matrix: (soil/water) WATER Lab Sample ID: LCS-18321

Sample wt/vol: 1000 (g/mL) ML Lab File ID: S1E4633

Level: (low/med) LOW Date Received: \_\_\_\_\_

% Moisture: \_\_\_\_\_ Decanted: (Y/N) \_\_\_\_\_ Date Extracted: 05/31/05

Concentrated Extract Volume: 1000 (uL) Date Analyzed: 06/06/05

Injection Volume: 2.0 (uL) Dilution Factor: 1.0

GPC Cleanup: (Y/N) N pH: \_\_\_\_\_ Extraction: (Type) CONT

CONCENTRATION UNITS:  
(ug/L or ug/Kg) UG/L Q

CAS NO.	COMPOUND		
51-28-5	2,4-Dinitrophenol	25	U
100-02-7	4-Nitrophenol	89	E
132-64-9	Dibenzofuran	10	U
121-14-2	2,4-Dinitrotoluene	54	
84-66-2	Diethylphthalate	10	U
86-73-7	Fluorene	10	U
7005-72-3	4-Chlorophenyl-phenylether	10	U
100-01-6	4-Nitroaniline	25	U
534-52-1	4,6-Dinitro-2-methylphenol	25	U
86-30-6	N-Nitrosodiphenylamine (1)	10	U
101-55-3	4-Bromophenyl-phenylether	10	U
118-74-1	Hexachlorobenzene	10	U
1912-24-9	Atrazine	10	U
87-86-5	Pentachlorophenol	77	
85-01-8	Phenanthrene	10	U
120-12-7	Anthracene	10	U
86-74-8	Carbazole	10	U
84-74-2	Di-n-butylphthalate	10	U
206-44-0	Fluoranthene	10	U
129-00-0	Pyrene	74	
85-68-7	Butylbenzylphthalate	10	U
91-94-1	3,3'-Dichlorobenzidine	10	U
56-55-3	Benzo(a)anthracene	10	U
218-01-9	Chrysene	10	U
117-81-7	bis(2-Ethylhexyl)phthalate	10	U
117-84-0	Di-n-octylphthalate	10	U
205-99-2	Benzo(b)fluoranthene	10	U
207-08-9	Benzo(k)fluoranthene	10	U
50-32-8	Benzo(a)pyrene	10	U
193-39-5	Indeno(1,2,3-cd)pyrene	10	U
53-70-3	Dibenzo(a,h)anthracene	10	U
191-24-2	Benzo(g,h,i)perylene	10	U

(1) - Cannot be separated from Diphenylamine

1E  
PESTICIDE ORGANICS ANALYSIS DATA SHEET

EPA SAMPLE NO.

MW-01

Lab Name: MITKEM CORPORATION Contract: \_\_\_\_\_

Lab Code: MITKEM Case No.: \_\_\_\_\_ SAS No.: \_\_\_\_\_ SDG No.: MD0618

Matrix: (soil/water) WATER Lab Sample ID: D0618-01B

Sample wt/vol: 1000 (g/mL) ML Lab File ID: E4C6601F

% Moisture: \_\_\_\_\_ Decanted: (Y/N) \_\_\_\_\_ Date Received: 05/27/05

Extraction: (Type) SEPF Date Extracted: 05/31/05

Concentrated Extract Volume: 10000 (uL) Date Analyzed: 06/02/05

Injection Volume: 1.0 (uL) Dilution Factor: 1.0

GPC Cleanup: (Y/N) N pH: \_\_\_\_\_ Sulfur Cleanup: (Y/N) Y

CONCENTRATION UNITS:  
(ug/L or ug/Kg) UG/L Q

CAS NO.	COMPOUND		
319-84-6	alpha-BHC	0.050	U
319-85-7	beta-BHC	0.050	U
319-86-8	delta-BHC	0.050	U
58-89-9	gamma-BHC (Lindane)	0.050	U
76-44-8	Heptachlor	0.050	U
309-00-2	Aldrin	0.050	U
1024-57-3	Heptachlor epoxide	0.050	U
959-98-8	Endosulfan I	0.050	U
60-57-1	Dieldrin	0.10	U
72-55-9	4,4'-DDE	0.10	U
72-20-8	Endrin	0.10	U
33213-65-9	Endosulfan II	0.10	U
72-54-8	4,4'-DDD	0.10	U
1031-07-8	Endosulfan sulfate	0.10	U
50-29-3	4,4'-DDT	0.10	U
72-43-5	Methoxychlor	0.50	U
53494-70-5	Endrin ketone	0.10	U
7421-93-4	Endrin aldehyde	0.10	U
5103-71-9	alpha-Chlordane	0.050	U
5103-74-2	gamma-Chlordane	0.050	U
8001-35-2	Toxaphene	5.0	U
12674-11-2	Aroclor-1016	1.0	U
11104-28-2	Aroclor-1221	2.0	U
11141-16-5	Aroclor-1232	1.0	U
53469-21-9	Aroclor-1242	1.0	U
12672-29-6	Aroclor-1248	1.0	U
11097-69-1	Aroclor-1254	1.0	U
11096-82-5	Aroclor-1260	1.0	U

1E  
PESTICIDE ORGANICS ANALYSIS DATA SHEET

EPA SAMPLE NO.

MW-01MS

Lab Name: MITKEM CORPORATION Contract: \_\_\_\_\_

Lab Code: MITKEM Case No.: \_\_\_\_\_ SAS No.: \_\_\_\_\_ SDG No.: MD0618

Matrix: (soil/water) WATER Lab Sample ID: D0618-01BMS

Sample wt/vol: 1000 (g/mL) ML Lab File ID: E4C6605F

% Moisture: \_\_\_\_\_ Decanted: (Y/N) \_\_\_\_\_ Date Received: 05/27/05

Extraction: (Type) SEPF Date Extracted: 05/31/05

Concentrated Extract Volume: 10000 (uL) Date Analyzed: 06/02/05

Injection Volume: 1.0 (uL) Dilution Factor: 1.0

GPC Cleanup: (Y/N) N pH: \_\_\_\_\_ Sulfur Cleanup: (Y/N) Y

CONCENTRATION UNITS:  
(ug/L or ug/Kg) UG/L Q

CAS NO.	COMPOUND		
319-84-6	alpha-BHC	0.050	U
319-85-7	beta-BHC	0.050	U
319-86-8	delta-BHC	0.050	U
58-89-9	gamma-BHC (Lindane)	0.43	
76-44-8	Heptachlor	0.48	
309-00-2	Aldrin	0.48	
1024-57-3	Heptachlor epoxide	0.050	U
959-98-8	Endosulfan I	0.050	U
60-57-1	Dieldrin	0.93	
72-55-9	4,4'-DDE	0.10	U
72-20-8	Endrin	1.0	
33213-65-9	Endosulfan II	0.10	U
72-54-8	4,4'-DDD	0.10	U
1031-07-8	Endosulfan sulfate	0.10	U
50-29-3	4,4'-DDT	0.91	
72-43-5	Methoxychlor	0.50	U
53494-70-5	Endrin ketone	0.10	U
7421-93-4	Endrin aldehyde	0.10	U
5103-71-9	alpha-Chlordane	0.050	U
5103-74-2	gamma-Chlordane	0.050	U
8001-35-2	Toxaphene	5.0	U
12674-11-2	Aroclor-1016	1.0	U
11104-28-2	Aroclor-1221	2.0	U
11141-16-5	Aroclor-1232	1.0	U
53469-21-9	Aroclor-1242	1.0	U
12672-29-6	Aroclor-1248	1.0	U
11097-69-1	Aroclor-1254	1.0	U
11096-82-5	Aroclor-1260	1.0	U

1E  
PESTICIDE ORGANICS ANALYSIS DATA SHEET

EPA SAMPLE NO.

MW-01MSD

Lab Name: MITKEM CORPORATION Contract: \_\_\_\_\_

Lab Code: MITKEM Case No.: \_\_\_\_\_ SAS No.: \_\_\_\_\_ SDG No.: MD0618

Matrix: (soil/water) WATER Lab Sample ID: D0618-01BMSD

Sample wt/vol: 1000 (g/mL) ML Lab File ID: E4C6606F

% Moisture: \_\_\_\_\_ Decanted: (Y/N) \_\_\_\_\_ Date Received: 05/27/05

Extraction: (Type) SEPF Date Extracted: 05/31/05

Concentrated Extract Volume: 10000 (uL) Date Analyzed: 06/02/05

Injection Volume: 1.0 (uL) Dilution Factor: 1.0

GPC Cleanup: (Y/N) N pH: \_\_\_\_\_ Sulfur Cleanup: (Y/N) Y

CONCENTRATION UNITS:  
(ug/L or ug/Kg) UG/L Q

CAS NO.	COMPOUND		
319-84-6	alpha-BHC	0.050	U
319-85-7	beta-BHC	0.050	U
319-86-8	delta-BHC	0.050	U
58-89-9	gamma-BHC (Lindane)	0.43	
76-44-8	Heptachlor	0.49	
309-00-2	Aldrin	0.49	
1024-57-3	Heptachlor epoxide	0.050	U
959-98-8	Endosulfan I	0.050	U
60-57-1	Dieldrin	0.93	
72-55-9	4,4'-DDE	0.10	U
72-20-8	Endrin	1.0	
33213-65-9	Endosulfan II	0.10	U
72-54-8	4,4'-DDD	0.10	U
1031-07-8	Endosulfan sulfate	0.10	U
50-29-3	4,4'-DDT	0.93	
72-43-5	Methoxychlor	0.50	U
53494-70-5	Endrin ketone	0.10	U
7421-93-4	Endrin aldehyde	0.10	U
5103-71-9	alpha-Chlordane	0.050	U
5103-74-2	gamma-Chlordane	0.050	U
8001-35-2	Toxaphene	5.0	U
12674-11-2	Aroclor-1016	1.0	U
11104-28-2	Aroclor-1221	2.0	U
11141-16-5	Aroclor-1232	1.0	U
53469-21-9	Aroclor-1242	1.0	U
12672-29-6	Aroclor-1248	1.0	U
11097-69-1	Aroclor-1254	1.0	U
11096-82-5	Aroclor-1260	1.0	U

1E  
PESTICIDE ORGANICS ANALYSIS DATA SHEET

EPA SAMPLE NO.

MW-06

Lab Name: MITKEM CORPORATION Contract: \_\_\_\_\_

Lab Code: MITKEM Case No.: \_\_\_\_\_ SAS No.: \_\_\_\_\_ SDG No.: MD0618

Matrix: (soil/water) WATER Lab Sample ID: D0618-05B

Sample wt/vol: 1000 (g/mL) ML Lab File ID: E4C6602F

% Moisture: \_\_\_\_\_ Decanted: (Y/N) \_\_\_\_\_ Date Received: 05/27/05

Extraction: (Type) SEPF Date Extracted: 05/31/05

Concentrated Extract Volume: 10000 (uL) Date Analyzed: 06/02/05

Injection Volume: 1.0 (uL) Dilution Factor: 1.0

GPC Cleanup: (Y/N) N pH: \_\_\_\_\_ Sulfur Cleanup: (Y/N) Y

CONCENTRATION UNITS:  
(ug/L or ug/Kg) UG/L Q

CAS NO.	COMPOUND	CONCENTRATION UNITS: (ug/L or ug/Kg) <u>UG/L</u> <u>Q</u>
319-84-6	alpha-BHC	0.050 U
319-85-7	beta-BHC	0.050 U
319-86-8	delta-BHC	0.050 U
58-89-9	gamma-BHC (Lindane)	0.050 U
76-44-8	Heptachlor	0.050 U
309-00-2	Aldrin	0.050 U
1024-57-3	Heptachlor epoxide	0.050 U
959-98-8	Endosulfan I	0.050 U
60-57-1	Dieldrin	0.10 U
72-55-9	4,4'-DDE	0.10 U
72-20-8	Endrin	0.10 U
33213-65-9	Endosulfan II	0.10 U
72-54-8	4,4'-DDD	0.10 U
1031-07-8	Endosulfan sulfate	0.10 U
50-29-3	4,4'-DDT	0.10 U
72-43-5	Methoxychlor	0.50 U
53494-70-5	Endrin ketone	0.10 U
7421-93-4	Endrin aldehyde	0.10 U
5103-71-9	alpha-Chlordane	0.050 U
5103-74-2	gamma-Chlordane	0.050 U
8001-35-2	Toxaphene	5.0 U
12674-11-2	Aroclor-1016	1.0 U
11104-28-2	Aroclor-1221	2.0 U
11141-16-5	Aroclor-1232	1.0 U
53469-21-9	Aroclor-1242	1.0 U
12672-29-6	Aroclor-1248	1.0 U
11097-69-1	Aroclor-1254	1.0 U
11096-82-5	Aroclor-1260	1.0 U

1E  
PESTICIDE ORGANICS ANALYSIS DATA SHEET

EPA SAMPLE NO.

MW-07

Lab Name: MITKEM CORPORATION Contract: \_\_\_\_\_

Lab Code: MITKEM Case No.: \_\_\_\_\_ SAS No.: \_\_\_\_\_ SDG No.: MD0618

Matrix: (soil/water) WATER Lab Sample ID: D0618-06B

Sample wt/vol: 1000 (g/mL) ML Lab File ID: E4C6603F

% Moisture: \_\_\_\_\_ Decanted: (Y/N) \_\_\_\_\_ Date Received: 05/27/05

Extraction: (Type) SEPF Date Extracted: 05/31/05

Concentrated Extract Volume: 10000 (uL) Date Analyzed: 06/02/05

Injection Volume: 1.0 (uL) Dilution Factor: 1.0

GPC Cleanup: (Y/N) N pH: \_\_\_\_\_ Sulfur Cleanup: (Y/N) Y

CONCENTRATION UNITS:  
(ug/L or ug/Kg) UG/L Q

CAS NO.	COMPOUND		
319-84-6	alpha-BHC	0.050	U
319-85-7	beta-BHC	0.050	U
319-86-8	delta-BHC	0.050	U
58-89-9	gamma-BHC (Lindane)	0.050	U
76-44-8	Heptachlor	0.050	U
309-00-2	Aldrin	0.050	U
1024-57-3	Heptachlor epoxide	0.050	U
959-98-8	Endosulfan I	0.050	U
60-57-1	Dieldrin	0.10	U
72-55-9	4,4'-DDE	0.065	J
72-20-8	Endrin	0.10	U
33213-65-9	Endosulfan II	0.10	U
72-54-8	4,4'-DDD	0.27	
1031-07-8	Endosulfan sulfate	0.10	U
50-29-3	4,4'-DDT	0.10	U
72-43-5	Methoxychlor	0.50	U
53494-70-5	Endrin ketone	0.10	U
7421-93-4	Endrin aldehyde	0.10	U
5103-71-9	alpha-Chlordane	0.050	U
5103-74-2	gamma-Chlordane	0.050	U
8001-35-2	Toxaphene	5.0	U
12674-11-2	Aroclor-1016	1.0	U
11104-28-2	Aroclor-1221	2.0	U
11141-16-5	Aroclor-1232	1.0	U
53469-21-9	Aroclor-1242	1.0	U
12672-29-6	Aroclor-1248	1.0	U
11097-69-1	Aroclor-1254	1.0	U
11096-82-5	Aroclor-1260	1.0	U

1E  
PESTICIDE ORGANICS ANALYSIS DATA SHEET

EPA SAMPLE NO.

RIN-3

Lab Name: MITKEM CORPORATION Contract: \_\_\_\_\_

Lab Code: MITKEM Case No.: \_\_\_\_\_ SAS No.: \_\_\_\_\_ SDG No.: MD0618

Matrix: (soil/water) WATER Lab Sample ID: D0618-09B

Sample wt/vol: 1000 (g/mL) ML Lab File ID: E4C6604F

% Moisture: \_\_\_\_\_ Decanted: (Y/N) \_\_\_\_\_ Date Received: 05/27/05

Extraction: (Type) SEPF Date Extracted: 05/31/05

Concentrated Extract Volume: 10000 (uL) Date Analyzed: 06/02/05

Injection Volume: 1.0 (uL) Dilution Factor: 1.0

GPC Cleanup: (Y/N) N pH: \_\_\_\_\_ Sulfur Cleanup: (Y/N) Y

CONCENTRATION UNITS:  
(ug/L or ug/Kg) UG/L Q

CAS NO.	COMPOUND		
319-84-6	alpha-BHC	0.050	U
319-85-7	beta-BHC	0.050	U
319-86-8	delta-BHC	0.050	U
58-89-9	gamma-BHC (Lindane)	0.050	U
76-44-8	Heptachlor	0.050	U
309-00-2	Aldrin	0.050	U
1024-57-3	Heptachlor epoxide	0.050	U
959-98-8	Endosulfan I	0.050	U
60-57-1	Dieldrin	0.10	U
72-55-9	4,4'-DDE	0.10	U
72-20-8	Endrin	0.10	U
33213-65-9	Endosulfan II	0.10	U
72-54-8	4,4'-DDD	0.10	U
1031-07-8	Endosulfan sulfate	0.10	U
50-29-3	4,4'-DDT	0.10	U
72-43-5	Methoxychlor	0.50	U
53494-70-5	Endrin ketone	0.10	U
7421-93-4	Endrin aldehyde	0.10	U
5103-71-9	alpha-Chlordane	0.050	U
5103-74-2	gamma-Chlordane	0.050	U
8001-35-2	Toxaphene	5.0	U
12674-11-2	Aroclor-1016	1.0	U
11104-28-2	Aroclor-1221	2.0	U
11141-16-5	Aroclor-1232	1.0	U
53469-21-9	Aroclor-1242	1.0	U
12672-29-6	Aroclor-1248	1.0	U
11097-69-1	Aroclor-1254	1.0	U
11096-82-5	Aroclor-1260	1.0	U

1E  
PESTICIDE ORGANICS ANALYSIS DATA SHEET

EPA SAMPLE NO.

P4BLCS

Lab Name: MITKEM CORPORATION Contract: \_\_\_\_\_

Lab Code: MITKEM Case No.: \_\_\_\_\_ SAS No.: \_\_\_\_\_ SDG No.: MD0618

Matrix: (soil/water) WATER Lab Sample ID: LCS-18317

Sample wt/vol: 1000 (g/mL) ML Lab File ID: E4C6600F

% Moisture: \_\_\_\_\_ Decanted: (Y/N) \_\_\_\_\_ Date Received: \_\_\_\_\_

Extraction: (Type) SEPF Date Extracted: 05/31/05

Concentrated Extract Volume: 10000 (uL) Date Analyzed: 06/02/05

Injection Volume: 1.0 (uL) Dilution Factor: 1.0

GPC Cleanup: (Y/N) N pH: \_\_\_\_\_ Sulfur Cleanup: (Y/N) Y

CONCENTRATION UNITS:  
(ug/L or ug/Kg) UG/L Q

CAS NO.	COMPOUND		
319-84-6	alpha-BHC	0.050	U
319-85-7	beta-BHC	0.050	U
319-86-8	delta-BHC	0.050	U
58-89-9	gamma-BHC (Lindane)	0.41	
76-44-8	Heptachlor	0.47	
309-00-2	Aldrin	0.48	
1024-57-3	Heptachlor epoxide	0.050	U
959-98-8	Endosulfan I	0.050	U
60-57-1	Dieldrin	0.89	
72-55-9	4,4'-DDE	0.10	U
72-20-8	Endrin	0.99	
33213-65-9	Endosulfan II	0.10	U
72-54-8	4,4'-DDD	0.10	U
1031-07-8	Endosulfan sulfate	0.10	U
50-29-3	4,4'-DDT	0.87	
72-43-5	Methoxychlor	0.50	U
53494-70-5	Endrin ketone	0.10	U
7421-93-4	Endrin aldehyde	0.10	U
5103-71-9	alpha-Chlordane	0.050	U
5103-74-2	gamma-Chlordane	0.050	U
8001-35-2	Toxaphene	5.0	U
12674-11-2	Aroclor-1016	1.0	U
11104-28-2	Aroclor-1221	2.0	U
11141-16-5	Aroclor-1232	1.0	U
53469-21-9	Aroclor-1242	1.0	U
12672-29-6	Aroclor-1248	1.0	U
11097-69-1	Aroclor-1254	1.0	U
11096-82-5	Aroclor-1260	1.0	U



## U.S. EPA - CLP

1  
INORGANIC ANALYSIS DATA SHEET

EPA SAMPLE NO

MW-01

Lab Name: Mitkem CorporationContract: 3563S-04Lab Code: MITKEM

Case No.:

SAS No.:

SDG No.: MD0618Matrix (soil/water): WATERLab Sample ID: D0618-01Level (low/med): MEDDate Received: 05/27/05% Solids: 0.0Concentration Units (ug/L or mg/kg dry weight): UG/L

CAS No.	Analyte	Concentration	C	Q	M
7429-90-5	Aluminum	69100			P
7440-36-0	Antimony	4.9 B	N		P
7440-38-2	Arsenic	96.4			P
7440-39-3	Barium	3690	E		P
7440-41-7	Beryllium	4.1 B			P
7440-43-9	Cadmium	2.5 B			P
7440-70-2	Calcium	335000			P
7440-47-3	Chromium	95.7			P
7440-48-4	Cobalt	89.1	E		P
7440-50-8	Copper	196			P
7439-89-6	Iron	134000	E		P
7439-92-1	Lead	144	E		P
7439-95-4	Magnesium	87000	E		P
7439-96-5	Manganese	10300	E		P
7440-02-0	Nickel	151	E		P
7440-09-7	Potassium	11500			P
7782-49-2	Selenium	3.0 U	N		P
7440-22-4	Silver	0.70 U	N		P
7440-23-5	Sodium	130000			P
7440-28-0	Thallium	4.0 B			P
7440-62-2	Vanadium	82.5	E		P
7440-66-6	Zinc	413	E		P
7439-97-6	Mercury	0.13 U			CV
	Cyanide	2.0 U			CA

Color Before: BROWN Clarity Before: CLOUDY

Texture: \_\_\_\_\_

Color After: YELLOW Clarity After: CLOUDY

Artifacts: \_\_\_\_\_

Comments:

## U.S. EPA - CLP

1  
INORGANIC ANALYSIS DATA SHEET

EPA SAMPLE NO

MW-06

Lab Name: Mitkem CorporationContract: 3563S-04Lab Code: MITKEM

Case No.

SAS No.:

SDG No.: MD0618Matrix (soil/water): WATERLab Sample ID: D0618-05Level (low/med): MEDDate Received: 05/27/05% Solids: 0.0Concentration Units (ug/L or mg/kg dry weight): UG/L

CAS No.	Analyte	Concentration	C	Q	M
7429-90-5	Aluminum	828			P
7440-36-0	Antimony	2.0 U	N		P
7440-38-2	Arsenic	2.0 U			P
7440-39-3	Barium	381	E		P
7440-41-7	Beryllium	0.20 U			P
7440-43-9	Cadmium	0.20 U			P
7440-70-2	Calcium	133000			P
7440-47-3	Chromium	1.0 B			P
7440-48-4	Cobalt	1.3 B	E		P
7440-50-8	Copper	1.7 B			P
7439-89-6	Iron	1170	E		P
7439-92-1	Lead	0.90 U	E		P
7439-95-4	Magnesium	29200	E		P
7439-96-5	Manganese	98.8	E		P
7440-02-0	Nickel	2.5 B	E		P
7440-09-7	Potassium	1830 B			P
7782-49-2	Selenium	3.0 U	N		P
7440-22-4	Silver	0.70 U	N		P
7440-23-5	Sodium	52000			P
7440-28-0	Thallium	2.0 U			P
7440-62-2	Vanadium	0.94 B	E		P
7440-66-6	Zinc	10.2 B	E		P
7439-97-6	Mercury	0.13 U			CV
	Cyanide	2.0 U			CA

Color Before: COLORLES Clarity Before: CLOUDY

Texture: \_\_\_\_\_

Color After: COLORLES Clarity After: CLEAR

Artifacts: \_\_\_\_\_

Comments:

## U.S. EPA - CLP

1  
INORGANIC ANALYSIS DATA SHEET

EPA SAMPLE NO

MW-07

Lab Name: Mitkem CorporationContract: 3563S-04Lab Code: MITKEM

Case No.

SAS No.:

SDG No.: MD0618Matrix (soil/water): WATERLab Sample ID: D0618-06Level (low/med): MEDDate Received: 05/27/05% Solids: 0.0Concentration Units (ug/L or mg/kg dry weight): UG/L

CAS No.	Analyte	Concentration	C	Q	M
7429-90-5	Aluminum	17700			P
7440-36-0	Antimony	4.1	B	N	P
7440-38-2	Arsenic	32.4			P
7440-39-3	Barium	942		E	P
7440-41-7	Beryllium	0.92	B		P
7440-43-9	Cadmium	0.63	B		P
7440-70-2	Calcium	191000			P
7440-47-3	Chromium	25.0			P
7440-48-4	Cobalt	17.0	B	E	P
7440-50-8	Copper	49.1			P
7439-89-6	Iron	40500		E	P
7439-92-1	Lead	50.9		E	P
7439-95-4	Magnesium	42000		E	P
7439-96-5	Manganese	3330		E	P
7440-02-0	Nickel	31.1	B	E	P
7440-09-7	Potassium	7510			P
7782-49-2	Selenium	3.0	U	N	P
7440-22-4	Silver	0.70	U	N	P
7440-23-5	Sodium	91700			P
7440-28-0	Thallium	2.0	U		P
7440-62-2	Vanadium	31.7	B	E	P
7440-66-6	Zinc	154		E	P
7439-97-6	Mercury	0.13	U		CV
	Cyanide	2.0	U		CA

Color Before: BROWN Clarity Before: CLOUDY

Texture:

Color After: YELLOW Clarity After: CLOUDY

Artifacts: \_\_\_\_\_

Comments:

## U.S. EPA - CLP

1  
INORGANIC ANALYSIS DATA SHEET

EPA SAMPLE NO

RTN-3

Lab Name: Mitkem CorporationContract: 3563S-04Lab Code: MITKEM

Case No.

SAS No.:

SDG No.: MD0618Matrix (soil/water): WATERLab Sample ID: D0618-09Level (low/med): MEDDate Received: 05/27/05% Solids: 0.0Concentration Units (ug/L or mg/kg dry weight): UG/L

CAS No.	Analyte	Concentration	C	Q	M
7429-90-5	Aluminum	70.8	B		P
7440-36-0	Antimony	2.0	U	N	P
7440-38-2	Arsenic	2.0	U		P
7440-39-3	Barium	2.9	B	E	P
7440-41-7	Beryllium	0.20	U		P
7440-43-9	Cadmium	0.20	U		P
7440-70-2	Calcium	134	B		P
7440-47-3	Chromium	0.50	U		P
7440-48-4	Cobalt	0.87	B	E	P
7440-50-8	Copper	2.4	B		P
7439-89-6	Iron	36.5	B	E	P
7439-92-1	Lead	1.0	B	E	P
7439-95-4	Magnesium	44.4	B	E	P
7439-96-5	Manganese	2.5	B	E	P
7440-02-0	Nickel	1.2	B	E	P
7440-09-7	Potassium	55	U		P
7782-49-2	Selenium	3.0	U	N	P
7440-22-4	Silver	0.70	U	N	P
7440-23-5	Sodium	62.0	B		P
7440-28-0	Thallium	2.0	U		P
7440-62-2	Vanadium	0.40	U	F	P
7440-66-6	Zinc	9.1	B	E	P
7439-97-6	Mercury	0.13	U		CV
	Cyanide	2.0	U		CA

Color Before: COLORLES Clarity Before: CLEAR

Texture: \_\_\_\_\_

Color After: YELLOW Clarity After: CLEAR

Artifacts: \_\_\_\_\_

Comments:  
\_\_\_\_\_  
\_\_\_\_\_  
\_\_\_\_\_

## U.S. EPA - CLP

7

## LABORATORY CONTROL SAMPLE

Lab Name: Mitkem CorporationContract: 3563S-04Lab Code: MITKEM

Case No.

SAS No.:

SDG No.: MD0618

Solid LCS Source:

Aqueous LCS Source:

LCS-18366

Analyte	Aqueous (ug/L)			Solid (mg/kg)				
	True	Found	%R	True	Found	C	Limits	%R
Aluminum	9100.0	9147.82	100.5					
Antimony	455.0	489.75	107.6					
Arsenic	455.0	461.98	101.5					
Barium	9100.0	9732.48	107.0					
Beryllium	227.0	240.83	106.1					
Cadmium	227.0	231.14	101.8					
Calcium	22700.0	23359.40	102.9					
Chromium	910.0	930.45	102.2					
Cobalt	2270.0	2367.75	104.3					
Copper	1130.0	1191.50	105.4					
Iron	4550.0	4650.31	102.2					
Lead	455.0	470.87	103.5					
Magnesium	22700.0	23712.40	104.5					
Manganese	2270.0	2375.15	104.6					
Nickel	2270.0	2350.94	103.6					
Potassium	22700.0	22571.54	99.4					
Selenium	455.0	460.26	101.2					
Silver	1130.0	1077.19	95.3					
Sodium	22700.0	22907.98	100.9					
Thallium	455.0	468.22	102.9					
Vanadium	2270.0	2396.45	105.6					
Zinc	2270.0	2402.94	105.9					

FORM VII - IN

ILM04.1

2A  
WATER VOLATILE SYSTEM MONITORING COMPOUND RECOVERY

Lab Name: MITKEM CORPORATION Contract: \_\_\_\_\_

Lab Code: MITKEM Case No.: \_\_\_\_\_ SAS No.: \_\_\_\_\_ SDG No.: MD0618

	EPA SAMPLE NO.	SMC1 (TOL) #	SMC2 (BFB) #	SMC3 (DCE) #	OTHER	TOT OUT
	=====	=====	=====	=====	=====	=====
01	VBLK6R	103	87	99		0
02	TRIP	102	94	95		0
03	VBLK6T	102	96	98		0
04	V6TLCs	95	91	99		0
05	MW-01	88	92	84		0
06	MW-03	100	99	87		0
07	MW-04	94	99	86		0
08	MW-05	91	90	82		0
09	MW-06	84*	92	83		1
10	MW-07	89	96	83		0
11	PW-3	91	98	88		0
12	VBLK6V	100	93	94		0
13	MW-01MS	102	99	98		0
14	MW-01MSD	105	105	101		0
15	MW-06DL	98	98	101		0
16	MW-03DL	91	90	93		0
17	MW-04DL	96	96	98		0
18	MW-07DL	97	99	99		0
19	PW-3DL	90	88	87		0
20	MW-7	87*	91	93		1
21	VBLK6X	102	100	101		0
22	RIN-3	101	103	102		0
23	VBLK6Y	90	90	93		0
24	MW-7DL	92	90	98		0
25	VBLK6Q	97	92	94		0
26	MW-07DL1	86*	85*	86		2
27	PW-3DL1	83*	81*	86		2
28	VHBLK6Q	95	90	101		0
29						
30						

QC LIMITS

SMC1 (TOL) = Toluene-d8 (88-110)  
 SMC2 (BFB) = Bromofluorobenzene (86-115)  
 SMC3 (DCE) = 1,2-Dichloroethane-d4 (76-114)

# Column to be used to flag recovery values

\* Values outside of contract required QC limits

2C  
WATER SEMIVOLATILE SURROGATE RECOVERY

Lab Name: MITKEM CORPORATION Contract: \_\_\_\_\_

Lab Code: MITKEM Case No.: \_\_\_\_\_ SAS No.: \_\_\_\_\_ SDG No.: MD0618

	EPA SAMPLE NO.	S1 (NBZ) #	S2 (FBP) #	S3 (TPH) #	S4 (PHL) #	S5 (2FP) #	S6 (TBP) #	S7 (2CP) #	S8 (DCB) #	TOT OUT
	=====	=====	=====	=====	=====	=====	=====	=====	=====	=====
01	SBLK1C	100	93	155*	107	104	129*	0*	0*	4
02	S1CLCS	114*	114	165*	105	97	142*	0*	0*	5
03	MW-01	100	108	132	101	94	157*	0*	0*	3
04	MW-01MS	94	106	147*	100	90	146*	0*	0*	4
05	MW-01MSD	94	119*	134	108	99	144*	0*	0*	4
06	MW-06	107	107	149*	119*	102	162*	0*	0*	5
07	MW-07	177*	119*	103	112*	97	155*	0*	0*	6
08	RIN-3	93	93	148*	101	87	133*	0*	0*	4
09										
10										
11										
12										
13										
14										
15										
16										
17										
18										
19										
20										
21										
22										
23										
24										
25										
26										
27										
28										
29										
30										

QC LIMITS

S1 (NBZ) = Nitrobenzene-d5 (35-114)  
 S2 (FBP) = 2-Fluorobiphenyl (43-116)  
 S3 (TPH) = Terphenyl-d14 (33-141)  
 S4 (PHL) = Phenol-d5 (10-110)  
 S5 (2FP) = 2-Fluorophenol (21-110)  
 S6 (TBP) = 2,4,6-Tribromophenol (10-123)  
 S7 (2CP) = 2-Chlorophenol-d4 (33-110) (advisory)  
 S8 (DCB) = 1,2-Dichlorobenzene-d4 (16-110) (advisory)

# Column to be used to flag recovery values  
 \* Values outside of contract required QC limits  
 D Surrogate diluted out

2E  
WATER PESTICIDE SURROGATE RECOVERY

Lab Name: MITKEM CORPORATION Contract: \_\_\_\_\_

Lab Code: MITKEM Case No.: \_\_\_\_\_ SAS No.: \_\_\_\_\_ SDG No.: MD0618

GC Column(1): CLPPEST ID: 0.53 (nm) GC Column(2): CLPPESTIID:0.53 (nm)

	EPA SAMPLE NO.	TCX 1 %REC #	TCX 2 %REC #	DCB 1 %REC #	DCB 2 %REC #	OTHER (1)	OTHER (2)	TOT OUT
	=====	=====	=====	=====	=====	=====	=====	=====
01	PBLK4B	86	87	69	73			0
02	P4BLCS	88	90	73	76			0
03	MW-01	88	90	38	40			0
04	MW-06	91	92	54	57			0
05	MW-07	88	86	44	46			0
06	RIN-3	93	96	58	58			0
07	MW-01MS	90	90	40	41			0
08	MW-01MSD	91	92	35	37			0
09								
10								
11								
12								
13								
14								
15								
16								
17								
18								
19								
20								
21								
22								
23								
24								
25								
26								
27								
28								
29								
30								

(TCX) = Tetrachloro-m-xylene (30-150)  
(DCB) = Decachlorobiphenyl (30-150)

# Column to be used to flag recovery values  
\* Values outside of QC limits  
D Surrogate diluted out



3A  
WATER VOLATILE MATRIX SPIKE/MATRIX SPIKE DUPLICATE RECOVERY

Lab Name: MITKEM CORPORATION Contract: \_\_\_\_\_  
 Lab Code: MITKEM Case No.: \_\_\_\_\_ SAS No.: \_\_\_\_\_ SDG No.: MD0618  
 Matrix Spike - EPA Sample No.: MW-01

COMPOUND	SPIKE ADDED (ug/L)	SAMPLE CONCENTRATION (ug/L)	MS CONCENTRATION (ug/L)	MS % REC #	QC. LIMITS REC.
=====	=====	=====	=====	=====	=====
1,1-Dichloroethene	50	0.0	55	110	61-145
Trichloroethene	50	0.0	58	116	71-120
Benzene	50	0.0	62	124	76-127
Toluene	50	0.0	64	128*	76-125
Chlorobenzene	50	0.0	64	128	75-130

COMPOUND	SPIKE ADDED (ug/L)	MSD CONCENTRATION (ug/L)	MSD % REC #	% RPD #	QC LIMITS RPD REC.
=====	=====	=====	=====	=====	=====
1,1-Dichloroethene	50	55	110	0	14 61-145
Trichloroethene	50	60	120	3	14 71-120
Benzene	50	65	130*	5	11 76-127
Toluene	50	65	130*	2	13 76-125
Chlorobenzene	50	65	130	2	13 75-130

# Column to be used to flag recovery and RPD values with an asterisk

\* Values outside of QC limits

RPD: 0 out of 5 outside limits

Spike Recovery: 3 out of 10 outside limits

COMMENTS: \_\_\_\_\_  
 \_\_\_\_\_

FORM 3  
WATER VOLATILE LAB CONTROL SAMPLE

Lab Name: MITKEM CORPORATION Contract: \_\_\_\_\_  
Lab Code: MITKEM Case No.: \_\_\_\_\_ SAS No.: \_\_\_\_\_ SDG No.: MD0618  
Matrix Spike - Sample No.: V6TLCS

COMPOUND	SPIKE ADDED (ug/L)	SAMPLE CONCENTRATION (ug/L)	LCS CONCENTRATION (ug/L)	LCS % REC #	QC. LIMITS REC.
=====	=====	=====	=====	=====	=====
1,1-Dichloroethene	50		56	112	61-145
Trichloroethene	50		55	110	71-120
Benzene	50		58	116	76-127
Toluene	50		61	122	76-125
Chlorobenzene	50		60	120	75-130

# Column to be used to flag recovery and RPD values with an asterisk

\* Values outside of QC limits

RPD: 0 out of 0 outside limits

Spike Recovery: 0 out of 5 outside limits

COMMENTS: \_\_\_\_\_  
\_\_\_\_\_

FORM III VOA

## 3C

Matrix Spike - EPA Sample No.: MW-01



3E  
WATER PESTICIDE MATRIX SPIKE/MATRIX SPIKE DUPLICATE RECOVERY

Lab Name: MITKEM CORPORATION Contract: \_\_\_\_\_  
 Lab Code: MITKEM Case No.: \_\_\_\_\_ SAS No.: \_\_\_\_\_ SDG No.: MD0618  
 Matrix Spike - EPA Sample No.: MW-01

COMPOUND	SPIKE ADDED (ug/L)	SAMPLE CONCENTRATION (ug/L)	MS CONCENTRATION (ug/L)	MS % REC #	QC. LIMITS REC.
=====	=====	=====	=====	=====	=====
gamma-BHC (Lindane)	0.50	0.00	0.43	86	56-123
Heptachlor	0.50	0.00	0.48	96	40-131
Aldrin	0.50	0.00	0.48	96	40-120
Dieldrin	1.0	0.00	0.93	93	52-126
Endrin	1.0	0.00	1.0	100	56-121
4,4'-DDT	1.0	0.00	0.91	91	38-127

COMPOUND	SPIKE ADDED (ug/L)	MSD CONCENTRATION (ug/L)	MSD % REC #	% RPD #	QC LIMITS RPD REC.
=====	=====	=====	=====	=====	=====
gamma-BHC (Lindane)	0.50	0.43	86	0	15 56-123
Heptachlor	0.50	0.49	98	2	20 40-131
Aldrin	0.50	0.49	98	2	22 40-120
Dieldrin	1.0	0.93	93	0	18 52-126
Endrin	1.0	1.0	100	0	21 56-121
4,4'-DDT	1.0	0.93	93	2	27 38-127

# Column to be used to flag recovery and RPD values with an asterisk

\* Values outside of QC limits

RPD: 0 out of 6 outside limits

Spike Recovery: 0 out of 12 outside limits

COMMENTS: \_\_\_\_\_

FORM 3  
WATER PESTICIDE LAB CONTROL SAMPLE

Lab Name: MITKEM CORPORATION Contract: \_\_\_\_\_  
Lab Code: MITKEM Case No.: \_\_\_\_\_ SAS No.: \_\_\_\_\_ SDG No.: MD0618  
Matrix Spike - Sample No.: P4BLCS

COMPOUND	SPIKE ADDED (ug/L)	SAMPLE CONCENTRATION (ug/L)	LCS CONCENTRATION (ug/L)	LCS % REC #	QC. LIMITS REC.
=====	=====	=====	=====	=====	=====
gamma-BHC (Lindane)	0.50		0.41	82	56-123
Heptachlor	0.50		0.47	94	40-131
Aldrin	0.50		0.48	96	40-120
Dieldrin	1.0		0.89	89	52-126
Endrin	1.0		0.99	99	56-121
4,4'-DDT	1.0		0.87	87	38-127

# Column to be used to flag recovery and RPD values with an asterisk

\* Values outside of QC limits

RPD: 0 out of 0 outside limits

Spike Recovery: 0 out of 6 outside limits

COMMENTS: \_\_\_\_\_  
\_\_\_\_\_

FORM III PEST

## U.S. EPA - CLP

5A  
SPIKE SAMPLE RECOVERY

EPA SAMPLE NO

MW-01

Lab Name: Mitkem CorporationContract: 3563S-04Lab Code: MITKEM

Case No.

SAS No.:

SDG No.: MD0618Matrix (soil/water): WATERLevel (low/med): MED% Solids for Sample: 0.0Concentration Units (ug/L or mg/kg dry weight): UG/L

Analyte	Control Limit %R	Spiked Sample Result (SSR)	C	Sample Result (SR)	C	Spike Added (SA)	%R	Q	M
Aluminum		72065.1194		69122.3610		2000.00	147.1		P
Antimony	75-125	77.2747		4.9304	B	100.00	72.3	N	P
Arsenic	75-125	140.0750		96.4398		40.00	109.1		P
Barium	75-125	5854.6637		3692.2255		2000.00	108.1		P
Beryllium	75-125	56.1763		4.1023	B	50.00	104.1		P
Cadmium	75-125	7.4189		2.4743	B	5.00	98.9		P
Chromium	75-125	296.3930		95.6942		200.00	100.3		P
Cobalt	75-125	589.4708		89.1342		500.00	100.1		P
Copper	75-125	455.8657		195.8378		250.00	104.0		P
Iron		138522.0534		133886.1308		1000.00	463.6		P
Lead		163.7570		143.5977		20.00	100.8		P
Manganese		10836.8465		10312.6660		500.00	104.8		P
Nickel	75-125	652.0490		151.4299		500.00	100.1		P
Selenium	75-125	3.0000	U	3.0000	U	10.00	0.0	N	P
Silver	75-125	14.1877		0.7000	U	50.00	28.4	N	P
Thallium	75-125	51.7860		4.0282	B	50.00	95.5		P
Vanadium	75-125	600.5258		82.5240		500.00	103.6		P
Zinc	75-125	919.8124		412.8199		500.00	101.4		P
Mercury	75-125	1.0331		0.1320	U	1.00	103.3		CV

Comments:

---



---



---



---

FORM V (Part 1) - IN

ILM04.1

U.S. EPA - CLP

5A  
SPIKE SAMPLE RECOVERY

EPA SAMPLE NO

MW-01

Lab Name: Mitkem Corporation

Contract: 3563S-04

Lab Code: MITKEM

Case No.

SAS No.:

SDG No.: MD0618

Matrix (soil/water): WATER

Level (low/med): MED

% Solids for Sample: 0.0

Concentration Units (ug/L or mg/kg dry weight): UG/L

Analyte	Control Limit %R	Spiked Sample Result (SSR) C	Sample Result (SR) C	Spike Added (SA)	%R	Q	M
Cyanide	75-125	94.2470	2.0000 U	100.00	94.2		CA

Comments:

---



---



---

FORM V (Part 1) - IN

ILM04.1



## U.S. EPA - CLP

5R  
POST DIGEST SPIKE SAMPLE RECOVERY

EPA SAMPLE NO

MW-01

Lab Name: Mitkem CorporationContract: 3563S-04Lab Code: MITKEM

Case No.

SAS No.:

SDG No.: MD0618Matrix (soil/water): WATERLevel (low/med): MED

Concentration Units: ug/L

Analyte	Control Limit %R	Spiked Sample		Sample		Spike		%R	Q	M
		Result (SSR)	C	Result (SR)	C	Added (SA)				
Antimony		94.07		4.93	B	120.0		74.3		P
Selenium		11.02		3.00	U	10.0		110.2		P

Comments:

---

---

---

---

## U.S. EPA - CLP

6  
DUPLICATES

EPA SAMPLE NO

MW-01

Lab Name: Mitkem CorporationContract: 3563S-04Lab Code: MITKEM

Case No.

SAS No.:

SDG No.: MD0618Matrix (soil/water): WATERLevel (low/med): MED% Solids for Sample: 0.0% Solids for Duplicate: 0.0Concentration Units (ug/L or mg/kg dry weight): UG/L

Analyte	Control Limit	Sample (S)	C	Duplicate (D)	C	RPD	Q	M
Aluminum		69122.3610		68112.2937		1.5		P
Antimony		4.9304	B	3.8181	B	25.4		P
Arsenic		96.4398		94.6458		1.9		P
Barium		3692.2255		3656.3874		1.0		P
Beryllium		4.1023	B	3.9926	B	2.7		P
Cadmium		2.4743	B	2.0265	B	19.9		P
Calcium		335148.5588		326018.9385		2.8		P
Chromium		95.6942		92.5349		3.4		P
Cobalt	50.0	89.1342		87.8658		1.4		P
Copper		195.8378		176.6452		10.3		P
Iron		133886.1308		133208.9638		0.5		P
Lead		143.5977		141.0842		1.8		P
Magnesium		86992.8213		85410.8642		1.8		P
Manganese		10312.6660		10087.5445		2.2		P
Nickel	40.0	151.4299		149.7736		1.1		P
Potassium	5000.0	11457.9729		11266.8039		1.7		P
Selenium		3.0000	U	3.0000	U			P
Silver		0.7000	U	0.7000	U			P
Sodium		130024.7030		125276.9634		3.7		P
Thallium		4.0282	B	3.1422	B	24.7		P
Vanadium	50.0	82.5240		81.2259		1.6		P
Zinc		412.8199		402.2913		2.6		P
Mercury		0.1320	U	0.1320	U			CV
Cyanide		2.0000	U	2.0000	U			CA

FORM VI - IN

ILM04.1

4A  
VOLATILE METHOD BLANK SUMMARY

EPA SAMPLE NO.

VBLK6R

Lab Name: MITKEM CORPORATION Contract: \_\_\_\_\_  
Lab Code: MITKEM Case No.: \_\_\_\_\_ SAS No.: \_\_\_\_\_ SDG No.: MD0618  
Lab File ID: V6D6373 Lab Sample ID: MB-18341  
Date Analyzed: 06/01/05 Time Analyzed: 1418  
GC Column: DB-624 ID: 0.25 (mm) Heated Purge: (Y/N) N  
Instrument ID: V6

THIS METHOD BLANK APPLIES TO THE FOLLOWING SAMPLES, MS, and MSD:

	EPA SAMPLE NO.	LAB SAMPLE ID	LAB FILE ID	TIME ANALYZED
	=====	=====	=====	=====
01	TRIP	D0618-10A	V6D6377	1730
02				
03				
04				
05				
06				
07				
08				
09				
10				
11				
12				
13				
14				
15				
16				
17				
18				
19				
20				
21				
22				
23				
24				
25				
26				
27				
28				
29				
30				

COMMENTS: \_\_\_\_\_  
\_\_\_\_\_

1A  
VOLATILE ORGANICS ANALYSIS DATA SHEET

EPA SAMPLE NO.

VBLK6R

Lab Name: MITKEM CORPORATION Contract: \_\_\_\_\_

Lab Code: MITKEM Case No.: \_\_\_\_\_ SAS No.: \_\_\_\_\_ SDG No.: MD0618

Matrix: (soil/water) WATER Lab Sample ID: MB-18341

Sample wt/vol: 5.000 (g/mL) ML Lab File ID: V6D6373

Level: (low/med) LOW Date Received: \_\_\_\_\_

% Moisture: not dec. \_\_\_\_\_ Date Analyzed: 06/01/05

GC Column: DB-624 ID: 0.25 (mm) Dilution Factor: 1.0

Soil Extract Volume: \_\_\_\_\_ (uL) Soil Aliquot Volume: \_\_\_\_\_ (uL)

CONCENTRATION UNITS:  
(ug/L or ug/Kg) UG/L Q

CAS NO.	COMPOUND		
75-71-8	Dichlorodifluoromethane	10	U
74-87-3	Chloromethane	10	U
75-01-4	Vinyl Chloride	10	U
74-83-9	Bromomethane	10	U
75-00-3	Chloroethane	10	U
75-69-4	Trichlorofluoromethane	10	U
75-35-4	1,1-Dichloroethene	10	U
76-13-1	1,1,2-Trichloro-1,2,2-trifluoroethane	10	U
67-64-1	Acetone	10	U
75-15-0	Carbon Disulfide	10	U
79-20-9	Methyl Acetate	10	U
75-09-2	Methylene Chloride	10	U
156-60-5	trans-1,2-Dichloroethene	10	U
1634-04-4	Methyl tert-Butyl Ether	10	U
75-34-3	1,1-Dichloroethane	10	U
156-59-2	cis-1,2-Dichloroethene	10	U
78-93-3	2-Butanone	10	U
67-66-3	Chloroform	10	U
71-55-6	1,1,1-Trichloroethane	10	U
110-82-7	Cyclohexane	10	U
56-23-5	Carbon Tetrachloride	10	U
71-43-2	Benzene	10	U
107-06-2	1,2-Dichloroethane	10	U

1B  
VOLATILE ORGANICS ANALYSIS DATA SHEET

EPA SAMPLE NO.

VBLK6R

Lab Name: MITKEM CORPORATION Contract: \_\_\_\_\_

Lab Code: MITKEM Case No.: \_\_\_\_\_ SAS No.: \_\_\_\_\_ SDG No.: MD0618

Matrix: (soil/water) WATER Lab Sample ID: MB-18341

Sample wt/vol: 5.000 (g/mL) ML Lab File ID: V6D6373

Level: (low/med) LOW Date Received: \_\_\_\_\_

% Moisture: not dec. \_\_\_\_\_ Date Analyzed: 06/01/05

GC Column: DB-624 ID: 0.25 (mm) Dilution Factor: 1.0

Soil Extract Volume: \_\_\_\_\_ (uL) Soil Aliquot Volume: \_\_\_\_\_ (uL)

CAS NO. COMPOUND CONCENTRATION UNITS:  
(ug/L or ug/Kg) UG/L Q

79-01-6	Trichloroethene	10	U
108-87-2	Methylcyclohexane	10	U
78-87-5	1,2-Dichloropropane	10	U
75-27-4	Bromodichloromethane	10	U
10061-01-5	cis-1,3-Dichloropropene	10	U
108-10-1	4-Methyl-2-Pentanone	10	U
108-88-3	Toluene	10	U
10061-02-6	trans-1,3-Dichloropropene	10	U
79-00-5	1,1,2-Trichloroethane	10	U
127-18-4	Tetrachloroethene	10	U
591-78-6	2-Hexanone	10	U
124-48-1	Dibromochloromethane	10	U
106-93-4	1,2-Dibromoethane	10	U
108-90-7	Chlorobenzene	10	U
100-41-4	Ethylbenzene	10	U
1330-20-7	Xylene (Total)	10	U
100-42-5	Styrene	10	U
75-25-2	Bromoform	10	U
98-82-8	Isopropylbenzene	10	U
79-34-5	1,1,2,2-Tetrachloroethane	10	U
541-73-1	1,3-Dichlorobenzene	10	U
106-46-7	1,4-Dichlorobenzene	10	U
95-50-1	1,2-Dichlorobenzene	10	U
96-12-8	1,2-Dibromo-3-chloropropane	10	U
120-82-1	1,2,4-Trichlorobenzene	10	U

1F  
VOLATILE ORGANICS ANALYSIS DATA SHEET  
TENTATIVELY IDENTIFIED COMPOUNDS

EPA SAMPLE NO.

VBK6R

Lab Name: MITKEM CORPORATION Contract: \_\_\_\_\_

Lab Code: MITKEM Case No.: \_\_\_\_\_ SAS No.: \_\_\_\_\_ SDG No.: MD0618

Matrix: (soil/water) WATER Lab Sample ID: MB-18341

Sample wt/vol: 5.000 (g/mL) ML Lab File ID: V6D6373

Level: (low/med) LOW Date Received: \_\_\_\_\_

% Moisture: not dec. \_\_\_\_\_ Date Analyzed: 06/01/05

GC Column: DB-624 ID: 0.25 (mm) Dilution Factor: 1.0

Soil Extract Volume: \_\_\_\_\_ (uL) Soil Aliquot Volume: \_\_\_\_\_ (uL)

Number TICs found: 0 CONCENTRATION UNITS:  
(ug/L or ug/Kg) ug/L

CAS NUMBER	COMPOUND NAME	RT	EST. CONC.	Q
1.				
2.				
3.				
4.				
5.				
6.				
7.				
8.				
9.				
10.				
11.				
12.				
13.				
14.				
15.				
16.				
17.				
18.				
19.				
20.				
21.				
22.				
23.				
24.				
25.				
26.				
27.				
28.				
29.				
30.				

4A  
VOLATILE METHOD BLANK SUMMARY

EPA SAMPLE NO.

VBLK6T

Lab Name: MITKEM CORPORATION Contract: \_\_\_\_\_  
 Lab Code: MITKEM Case No.: \_\_\_\_\_ SAS No.: \_\_\_\_\_ SDG No.: MD0618  
 Lab File ID: V6D6392 Lab Sample ID: MB-18358  
 Date Analyzed: 06/02/05 Time Analyzed: 1035  
 GC Column: DB-624 ID: 0.25 (mm) Heated Purge: (Y/N) N  
 Instrument ID: V6

THIS METHOD BLANK APPLIES TO THE FOLLOWING SAMPLES, MS, and MSD:

	EPA SAMPLE NO.	LAB SAMPLE ID	LAB FILE ID	TIME ANALYZED
	=====	=====	=====	=====
01	V6TLCS	LCS-18358	V6D6394	1146
02	MW-01	D0618-01A	V6D6401	1549
03	MW-03	D0618-02A	V6D6404	1711
04	MW-04	D0618-03A	V6D6405	1738
05	MW-05	D0618-04A	V6D6406	1805
06	MW-06	D0618-05A	V6D6407	1832
07	MW-07	D0618-06A	V6D6408	1900
08	PW-3	D0618-07A	V6D6409	1927
09				
10				
11				
12				
13				
14				
15				
16				
17				
18				
19				
20				
21				
22				
23				
24				
25				
26				
27				
28				
29				
30				

COMMENTS: \_\_\_\_\_  
 \_\_\_\_\_

1A  
VOLATILE ORGANICS ANALYSIS DATA SHEET

EPA SAMPLE NO.

VBLK6T

Lab Name: MITKEM CORPORATION Contract: \_\_\_\_\_

Lab Code: MITKEM Case No.: \_\_\_\_\_ SAS No.: \_\_\_\_\_ SDG No.: MD0618

Matrix: (soil/water) WATER Lab Sample ID: MB-18358

Sample wt/vol: 5.000 (g/mL) ML Lab File ID: V6D6392

Level: (low/med) LOW Date Received: \_\_\_\_\_

% Moisture: not dec. \_\_\_\_\_ Date Analyzed: 06/02/05

GC Column: DB-624 ID: 0.25 (mm) Dilution Factor: 1.0

Soil Extract Volume: \_\_\_\_\_ (uL) Soil Aliquot Volume: \_\_\_\_\_ (uL)

CAS NO.	COMPOUND	CONCENTRATION UNITS:	
		(ug/L or ug/Kg) <u>UG/L</u>	<u>Q</u>
75-71-8	Dichlorodifluoromethane	10	U
74-87-3	Chloromethane	10	U
75-01-4	Vinyl Chloride	10	U
74-83-9	Bromomethane	10	U
75-00-3	Chloroethane	10	U
75-69-4	Trichlorofluoromethane	10	U
75-35-4	1,1-Dichloroethene	10	U
76-13-1	1,1,2-Trichloro-1,2,2-trifluoroethane	10	U
67-64-1	Acetone	10	U
75-15-0	Carbon Disulfide	10	U
79-20-9	Methyl Acetate	10	U
75-09-2	Methylene Chloride	10	U
156-60-5	trans-1,2-Dichloroethene	10	U
1634-04-4	Methyl tert-Butyl Ether	10	U
75-34-3	1,1-Dichloroethane	10	U
156-59-2	cis-1,2-Dichloroethene	10	U
78-93-3	2-Butanone	10	U
67-66-3	Chloroform	10	U
71-55-6	1,1,1-Trichloroethane	10	U
110-82-7	Cyclohexane	10	U
56-23-5	Carbon Tetrachloride	10	U
71-43-2	Benzene	10	U
107-06-2	1,2-Dichloroethane	10	U



1B  
VOLATILE ORGANICS ANALYSIS DATA SHEET

EPA SAMPLE NO.

VBLK6T

Lab Name: MITKEM CORPORATION Contract: \_\_\_\_\_

Lab Code: MITKEM Case No.: \_\_\_\_\_ SAS No.: \_\_\_\_\_ SDG No.: MD0618

Matrix: (soil/water) WATER Lab Sample ID: MB-18358

Sample wt/vol: 5.000 (g/mL) ML Lab File ID: V6D6392

Level: (low/med) LOW Date Received: \_\_\_\_\_

% Moisture: not dec. \_\_\_\_\_ Date Analyzed: 06/02/05

GC Column: DB-624 ID: 0.25 (mm) Dilution Factor: 1.0

Soil Extract Volume: \_\_\_\_\_ (uL) Soil Aliquot Volume: \_\_\_\_\_ (uL)

CONCENTRATION UNITS:  
(ug/L or ug/Kg) UG/L Q

CAS NO.	COMPOUND		
79-01-6	Trichloroethene	10	U
108-87-2	Methylcyclohexane	10	U
78-87-5	1,2-Dichloropropane	10	U
75-27-4	Bromodichloromethane	10	U
10061-01-5	cis-1,3-Dichloropropene	10	U
108-10-1	4-Methyl-2-Pentanone	10	U
108-88-3	Toluene	10	U
10061-02-6	trans-1,3-Dichloropropene	10	U
79-00-5	1,1,2-Trichloroethane	10	U
127-18-4	Tetrachloroethene	10	U
591-78-6	2-Hexanone	10	U
124-48-1	Dibromochloromethane	10	U
106-93-4	1,2-Dibromoethane	10	U
108-90-7	Chlorobenzene	10	U
100-41-4	Ethylbenzene	10	U
1330-20-7	Xylene (Total)	10	U
100-42-5	Styrene	10	U
75-25-2	Bromoform	10	U
98-82-8	Isopropylbenzene	10	U
79-34-5	1,1,2,2-Tetrachloroethane	10	U
541-73-1	1,3-Dichlorobenzene	10	U
106-46-7	1,4-Dichlorobenzene	10	U
95-50-1	1,2-Dichlorobenzene	10	U
96-12-8	1,2-Dibromo-3-chloropropane	10	U
120-82-1	1,2,4-Trichlorobenzene	10	U

1F  
VOLATILE ORGANICS ANALYSIS DATA SHEET  
TENTATIVELY IDENTIFIED COMPOUNDS

EPA SAMPLE NO.

VBLK6T

Lab Name: MITKEM CORPORATION Contract: \_\_\_\_\_

Lab Code: MITKEM Case No.: \_\_\_\_\_ SAS No.: \_\_\_\_\_ SDG No.: MD0618

Matrix: (soil/water) WATER Lab Sample ID: MB-18358

Sample wt/vol: 5.000 (g/mL) ML Lab File ID: V6D6392

Level: (low/med) LOW Date Received: \_\_\_\_\_

% Moisture: not dec. \_\_\_\_\_ Date Analyzed: 06/02/05

GC Column: DB-624 ID: 0.25 (mm) Dilution Factor: 1.0

Soil Extract Volume: \_\_\_\_\_ (uL) Soil Aliquot Volume: \_\_\_\_\_ (uL)

Number TICs found: 0 CONCENTRATION UNITS:  
(ug/L or ug/Kg) ug/L

CAS NUMBER	COMPOUND NAME	RT	EST. CONC.	Q
1.				
2.				
3.				
4.				
5.				
6.				
7.				
8.				
9.				
10.				
11.				
12.				
13.				
14.				
15.				
16.				
17.				
18.				
19.				
20.				
21.				
22.				
23.				
24.				
25.				
26.				
27.				
28.				
29.				
30.				

4A  
VOLATILE METHOD BLANK SUMMARY

EPA SAMPLE NO.

VBLK6V

Lab Name: MITKEM CORPORATION Contract: \_\_\_\_\_  
 Lab Code: MITKEM Case No.: \_\_\_\_\_ SAS No.: \_\_\_\_\_ SDG No.: MD0618  
 Lab File ID: V6D6422 Lab Sample ID: MB-18379  
 Date Analyzed: 06/03/05 Time Analyzed: 1228  
 GC Column: DB-624 ID: 0.25 (mm) Heated Purge: (Y/N) N  
 Instrument ID: V6

THIS METHOD BLANK APPLIES TO THE FOLLOWING SAMPLES, MS, and MSD:

	EPA SAMPLE NO.	LAB SAMPLE ID	LAB FILE ID	TIME ANALYZED
	=====	=====	=====	=====
01	MW-01MS	D0618-01AMS	V6D6427	1623
02	MW-01MSD	D0618-01AMSD	V6D6428	1650
03	MW-06DL	D0618-05ADL	V6D6429	1718
04	MW-03DL	D0618-02ADL	V6D6430	1745
05	MW-04DL	D0618-03ADL	V6D6431	1813
06	MW-07DL	D0618-06ADL	V6D6432	1841
07	PW-3DL	D0618-07ADL	V6D6433	1908
08	MW-7	D0618-08A	V6D6434	1936
09				
10				
11				
12				
13				
14				
15				
16				
17				
18				
19				
20				
21				
22				
23				
24				
25				
26				
27				
28				
29				
30				

COMMENTS: \_\_\_\_\_  
 \_\_\_\_\_

1A  
VOLATILE ORGANICS ANALYSIS DATA SHEET

EPA SAMPLE NO.

VBLK6V

Lab Name: MITKEM CORPORATION Contract: \_\_\_\_\_

Lab Code: MITKEM Case No.: \_\_\_\_\_ SAS No.: \_\_\_\_\_ SDG No.: MD0618

Matrix: (soil/water) WATER Lab Sample ID: MB-18379

Sample wt/vol: 5.000 (g/mL) ML Lab File ID: V6D6422

Level: (low/med) LOW Date Received: \_\_\_\_\_

% Moisture: not dec. \_\_\_\_\_ Date Analyzed: 06/03/05

GC Column: DB-624 ID: 0.25 (mm) Dilution Factor: 1.0

Soil Extract Volume: \_\_\_\_\_ (uL) Soil Aliquot Volume: \_\_\_\_\_ (uL)

CAS NO.	COMPOUND	CONCENTRATION UNITS:	
		(ug/L or ug/Kg) <u>UG/L</u>	<u>Q</u>
75-71-8	Dichlorodifluoromethane	10	U
74-87-3	Chloromethane	10	U
75-01-4	Vinyl Chloride	10	U
74-83-9	Bromomethane	10	U
75-00-3	Chloroethane	10	U
75-69-4	Trichlorofluoromethane	10	U
75-35-4	1,1-Dichloroethene	10	U
76-13-1	1,1,2-Trichloro-1,2,2-trifluoroethane	10	U
67-64-1	Acetone	10	U
75-15-0	Carbon Disulfide	10	U
79-20-9	Methyl Acetate	10	U
75-09-2	Methylene Chloride	10	U
156-60-5	trans-1,2-Dichloroethene	10	U
1634-04-4	Methyl tert-Butyl Ether	10	U
75-34-3	1,1-Dichloroethane	10	U
156-59-2	cis-1,2-Dichloroethene	10	U
78-93-3	2-Butanone	10	U
67-66-3	Chloroform	10	U
71-55-6	1,1,1-Trichloroethane	10	U
110-82-7	Cyclohexane	10	U
56-23-5	Carbon Tetrachloride	10	U
71-43-2	Benzene	10	U
107-06-2	1,2-Dichloroethane	10	U

1B  
VOLATILE ORGANICS ANALYSIS DATA SHEET

EPA SAMPLE NO.

VBLK6V

Lab Name: MITKEM CORPORATION Contract: \_\_\_\_\_

Lab Code: MITKEM Case No.: \_\_\_\_\_ SAS No.: \_\_\_\_\_ SDG No.: MD0618

Matrix: (soil/water) WATER Lab Sample ID: MB-18379

Sample wt/vol: 5.000 (g/mL) ML Lab File ID: V6D6422

Level: (low/med) LOW Date Received: \_\_\_\_\_

% Moisture: not dec. \_\_\_\_\_ Date Analyzed: 06/03/05

GC Column: DB-624 ID: 0.25 (mm) Dilution Factor: 1.0

Soil Extract Volume: \_\_\_\_\_ (uL) Soil Aliquot Volume: \_\_\_\_\_ (uL)

CONCENTRATION UNITS:  
(ug/L or ug/Kg) UG/L Q

CAS NO.	COMPOUND		
79-01-6	Trichloroethene	10	U
108-87-2	Methylcyclohexane	10	U
78-87-5	1,2-Dichloropropane	10	U
75-27-4	Bromodichloromethane	10	U
10061-01-5	cis-1,3-Dichloropropene	10	U
108-10-1	4-Methyl-2-Pentanone	10	U
108-88-3	Toluene	10	U
10061-02-6	trans-1,3-Dichloropropene	10	U
79-00-5	1,1,2-Trichloroethane	10	U
127-18-4	Tetrachloroethene	10	U
591-78-6	2-Hexanone	10	U
124-48-1	Dibromochloromethane	10	U
106-93-4	1,2-Dibromoethane	10	U
108-90-7	Chlorobenzene	10	U
100-41-4	Ethylbenzene	10	U
1330-20-7	Xylene (Total)	10	U
100-42-5	Styrene	10	U
75-25-2	Bromoform	10	U
98-82-8	Isopropylbenzene	10	U
79-34-5	1,1,2,2-Tetrachloroethane	10	U
541-73-1	1,3-Dichlorobenzene	10	U
106-46-7	1,4-Dichlorobenzene	10	U
95-50-1	1,2-Dichlorobenzene	10	U
96-12-8	1,2-Dibromo-3-chloropropane	10	U
120-82-1	1,2,4-Trichlorobenzene	10	U

1F  
VOLATILE ORGANICS ANALYSIS DATA SHEET  
TENTATIVELY IDENTIFIED COMPOUNDS

EPA SAMPLE NO.

VBK6V

Lab Name: MITKEM CORPORATION Contract: \_\_\_\_\_

Lab Code: MITKEM Case No.: \_\_\_\_\_ SAS No.: \_\_\_\_\_ SDG No.: MD0618

Matrix: (soil/water) WATER Lab Sample ID: MB-18379

Sample wt/vol: 5.000 (g/mL) ML Lab File ID: V6D6422

Level: (low/med) LOW Date Received: \_\_\_\_\_

% Moisture: not dec. \_\_\_\_\_ Date Analyzed: 06/03/05

GC Column: DB-624 ID: 0.25 (mm) Dilution Factor: 1.0

Soil Extract Volume: \_\_\_\_\_ (uL) Soil Aliquot Volume: \_\_\_\_\_ (uL)

Number TICs found: 0 CONCENTRATION UNITS:  
(ug/L or ug/Kg) ug/L

CAS NUMBER	COMPOUND NAME	RT	EST. CONC.	Q
1.				
2.				
3.				
4.				
5.				
6.				
7.				
8.				
9.				
10.				
11.				
12.				
13.				
14.				
15.				
16.				
17.				
18.				
19.				
20.				
21.				
22.				
23.				
24.				
25.				
26.				
27.				
28.				
29.				
30.				

4A  
VOLATILE METHOD BLANK SUMMARY

EPA SAMPLE NO.

VBLK6X

Lab Name: MITKEM CORPORATION Contract: \_\_\_\_\_  
Lab Code: MITKEM Case No.: \_\_\_\_\_ SAS No.: \_\_\_\_\_ SDG No.: MD0618  
Lab File ID: V6D6456 Lab Sample ID: MB-18399  
Date Analyzed: 06/06/05 Time Analyzed: 1418  
GC Column: DB-624 ID: 0.25 (mm) Heated Purge: (Y/N) N  
Instrument ID: V6

THIS METHOD BLANK APPLIES TO THE FOLLOWING SAMPLES, MS, and MSD:

	EPA SAMPLE NO. =====	LAB SAMPLE ID =====	LAB FILE ID =====	TIME ANALYZED =====
01	RIN-3	D0618-09A	V6D6461	1744
02				
03				
04				
05				
06				
07				
08				
09				
10				
11				
12				
13				
14				
15				
16				
17				
18				
19				
20				
21				
22				
23				
24				
25				
26				
27				
28				
29				
30				

COMMENTS: \_\_\_\_\_  
\_\_\_\_\_

1A  
VOLATILE ORGANICS ANALYSIS DATA SHEET

EPA SAMPLE NO.

VBLK6X

Lab Name: MITKEM CORPORATION Contract: \_\_\_\_\_

Lab Code: MITKEM Case No.: \_\_\_\_\_ SAS No.: \_\_\_\_\_ SDG No.: MD0618

Matrix: (soil/water) WATER Lab Sample ID: MB-18399

Sample wt/vol: 5.000 (g/mL) ML Lab File ID: V6D6456

Level: (low/med) LOW Date Received: \_\_\_\_\_

% Moisture: not dec. \_\_\_\_\_ Date Analyzed: 06/06/05

GC Column: DB-624 ID: 0.25 (mm) Dilution Factor: 1.0

Soil Extract Volume: \_\_\_\_\_ (uL) Soil Aliquot Volume: \_\_\_\_\_ (uL)

CONCENTRATION UNITS:  
(ug/L or ug/Kg) UG/L Q

CAS NO.	COMPOUND		
75-71-8	Dichlorodifluoromethane	10	U
74-87-3	Chloromethane	10	U
75-01-4	Vinyl Chloride	10	U
74-83-9	Bromomethane	10	U
75-00-3	Chloroethane	10	U
75-69-4	Trichlorofluoromethane	10	U
75-35-4	1,1-Dichloroethene	10	U
76-13-1	1,1,2-Trichloro-1,2,2-trifluoroethane	10	U
67-64-1	Acetone	10	U
75-15-0	Carbon Disulfide	10	U
79-20-9	Methyl Acetate	10	U
75-09-2	Methylene Chloride	10	U
156-60-5	trans-1,2-Dichloroethene	10	U
1634-04-4	Methyl tert-Butyl Ether	10	U
75-34-3	1,1-Dichloroethane	10	U
156-59-2	cis-1,2-Dichloroethene	10	U
78-93-3	2-Butanone	10	U
67-66-3	Chloroform	10	U
71-55-6	1,1,1-Trichloroethane	10	U
110-82-7	Cyclohexane	10	U
56-23-5	Carbon Tetrachloride	10	U
71-43-2	Benzene	10	U
107-06-2	1,2-Dichloroethane	10	U



1B  
VOLATILE ORGANICS ANALYSIS DATA SHEET

EPA SAMPLE NO.

VBLK6X

Lab Name: MITKEM CORPORATION Contract: \_\_\_\_\_

Lab Code: MITKEM Case No.: \_\_\_\_\_ SAS No.: \_\_\_\_\_ SDG No.: MD0618

Matrix: (soil/water) WATER Lab Sample ID: MB-18399

Sample wt/vol: 5.000 (g/mL) ML Lab File ID: V6D6456

Level: (low/med) LOW Date Received: \_\_\_\_\_

% Moisture: not dec. \_\_\_\_\_ Date Analyzed: 06/06/05

GC Column: DB-624 ID: 0.25 (mm) Dilution Factor: 1.0

Soil Extract Volume: \_\_\_\_\_ (uL) Soil Aliquot Volume: \_\_\_\_\_ (uL)

CONCENTRATION UNITS:  
(ug/L or ug/Kg) UG/L Q

CAS NO.	COMPOUND		
79-01-6	Trichloroethene	10	U
108-87-2	Methylcyclohexane	10	U
78-87-5	1,2-Dichloropropane	10	U
75-27-4	Bromodichloromethane	10	U
10061-01-5	cis-1,3-Dichloropropene	10	U
108-10-1	4-Methyl-2-Pentanone	10	U
108-88-3	Toluene	10	U
10061-02-6	trans-1,3-Dichloropropene	10	U
79-00-5	1,1,2-Trichloroethane	10	U
127-18-4	Tetrachloroethene	10	U
591-78-6	2-Hexanone	10	U
124-48-1	Dibromochloromethane	10	U
106-93-4	1,2-Dibromoethane	10	U
108-90-7	Chlorobenzene	10	U
100-41-4	Ethylbenzene	10	U
1330-20-7	Xylene (Total)	10	U
100-42-5	Styrene	10	U
75-25-2	Bromoform	10	U
98-82-8	Isopropylbenzene	10	U
79-34-5	1,1,2,2-Tetrachloroethane	10	U
541-73-1	1,3-Dichlorobenzene	10	U
106-46-7	1,4-Dichlorobenzene	10	U
95-50-1	1,2-Dichlorobenzene	10	U
96-12-8	1,2-Dibromo-3-chloropropane	10	U
120-82-1	1,2,4-Trichlorobenzene	10	U

1F  
VOLATILE ORGANICS ANALYSIS DATA SHEET  
TENTATIVELY IDENTIFIED COMPOUNDS

EPA SAMPLE NO.

VBK6X

Lab Name: MITKEM CORPORATION Contract: \_\_\_\_\_

Lab Code: MITKEM Case No.: \_\_\_\_\_ SAS No.: \_\_\_\_\_ SDG No.: MD0618

Matrix: (soil/water) WATER Lab Sample ID: MB-18399

Sample wt/vol: 5.000 (g/mL) ML Lab File ID: V6D6456

Level: (low/med) LOW Date Received: \_\_\_\_\_

% Moisture: not dec. \_\_\_\_\_ Date Analyzed: 06/06/05

GC Column: DB-624 ID: 0.25 (mm) Dilution Factor: 1.0

Soil Extract Volume: \_\_\_\_\_ (uL) Soil Aliquot Volume: \_\_\_\_\_ (uL)

Number TICs found: 0 CONCENTRATION UNITS:  
(ug/L or ug/Kg) ug/L

CAS NUMBER	COMPOUND NAME	RT	EST. CONC.	Q
1.				
2.				
3.				
4.				
5.				
6.				
7.				
8.				
9.				
10.				
11.				
12.				
13.				
14.				
15.				
16.				
17.				
18.				
19.				
20.				
21.				
22.				
23.				
24.				
25.				
26.				
27.				
28.				
29.				
30.				

4A  
VOLATILE METHOD BLANK SUMMARY

EPA SAMPLE NO.

VBLK6Y

Lab Name: MITKEM CORPORATION Contract: \_\_\_\_\_  
Lab Code: MITKEM Case No.: \_\_\_\_\_ SAS No.: \_\_\_\_\_ SDG No.: MD0618  
Lab File ID: V6D6482 Lab Sample ID: MB-18423  
Date Analyzed: 06/07/05 Time Analyzed: 1049  
GC Column: DB-624 ID: 0.25 (mm) Heated Purge: (Y/N) N  
Instrument ID: V6

THIS METHOD BLANK APPLIES TO THE FOLLOWING SAMPLES, MS, and MSD:

	EPA SAMPLE NO. =====	LAB SAMPLE ID =====	LAB FILE ID =====	TIME ANALYZED =====
01	MW-7DL	D0618-08ADL	V6D6484	1207
02				
03				
04				
05				
06				
07				
08				
09				
10				
11				
12				
13				
14				
15				
16				
17				
18				
19				
20				
21				
22				
23				
24				
25				
26				
27				
28				
29				
30				

COMMENTS: \_\_\_\_\_  
\_\_\_\_\_

1A  
VOLATILE ORGANICS ANALYSIS DATA SHEET

EPA SAMPLE NO.

VBLK6Y

Lab Name: MITKEM CORPORATION Contract: \_\_\_\_\_

Lab Code: MITKEM Case No.: \_\_\_\_\_ SAS No.: \_\_\_\_\_ SDG No.: MD0618

Matrix: (soil/water) WATER Lab Sample ID: MB-18423

Sample wt/vol: 5.000 (g/mL) ML Lab File ID: V6D6482

Level: (low/med) LOW Date Received: \_\_\_\_\_

% Moisture: not dec. \_\_\_\_\_ Date Analyzed: 06/07/05

GC Column: DB-624 ID: 0.25 (mm) Dilution Factor: 1.0

Soil Extract Volume: \_\_\_\_\_ (uL) Soil Aliquot Volume: \_\_\_\_\_ (uL)

CONCENTRATION UNITS:  
(ug/L or ug/Kg) UG/L Q

CAS NO.	COMPOUND		
75-71-8	Dichlorodifluoromethane	10	U
74-87-3	Chloromethane	10	U
75-01-4	Vinyl Chloride	10	U
74-83-9	Bromomethane	10	U
75-00-3	Chloroethane	10	U
75-69-4	Trichlorofluoromethane	10	U
75-35-4	1,1-Dichloroethene	10	U
76-13-1	1,1,2-Trichloro-1,2,2-trifluoroethane	10	U
67-64-1	Acetone	10	U
75-15-0	Carbon Disulfide	10	U
79-20-9	Methyl Acetate	10	U
75-09-2	Methylene Chloride	10	U
156-60-5	trans-1,2-Dichloroethene	10	U
1634-04-4	Methyl tert-Butyl Ether	10	U
75-34-3	1,1-Dichloroethane	10	U
156-59-2	cis-1,2-Dichloroethene	10	U
78-93-3	2-Butanone	10	U
67-66-3	Chloroform	10	U
71-55-6	1,1,1-Trichloroethane	10	U
110-82-7	Cyclohexane	10	U
56-23-5	Carbon Tetrachloride	10	U
71-43-2	Benzene	10	U
107-06-2	1,2-Dichloroethane	10	U

1B  
VOLATILE ORGANICS ANALYSIS DATA SHEET

EPA SAMPLE NO.

VBLK6Y

Lab Name: MITKEM CORPORATION Contract: \_\_\_\_\_

Lab Code: MITKEM Case No.: \_\_\_\_\_ SAS No.: \_\_\_\_\_ SDG No.: MD0618

Matrix: (soil/water) WATER Lab Sample ID: MB-18423

Sample wt/vol: 5.000 (g/mL) ML Lab File ID: V6D6482

Level: (low/med) LOW Date Received: \_\_\_\_\_

% Moisture: not dec. \_\_\_\_\_ Date Analyzed: 06/07/05

GC Column: DB-624 ID: 0.25 (mm) Dilution Factor: 1.0

Soil Extract Volume: \_\_\_\_\_ (uL) Soil Aliquot Volume: \_\_\_\_\_ (uL)

CONCENTRATION UNITS:  
(ug/L or ug/Kg) UG/L Q

CAS NO.	COMPOUND		
79-01-6	Trichloroethene	10	U
108-87-2	Methylcyclohexane	10	U
78-87-5	1,2-Dichloropropane	10	U
75-27-4	Bromodichloromethane	10	U
10061-01-5	cis-1,3-Dichloropropene	10	U
108-10-1	4-Methyl-2-Pentanone	10	U
108-88-3	Toluene	10	U
10061-02-6	trans-1,3-Dichloropropene	10	U
79-00-5	1,1,2-Trichloroethane	10	U
127-18-4	Tetrachloroethene	10	U
591-78-6	2-Hexanone	10	U
124-48-1	Dibromochloromethane	10	U
106-93-4	1,2-Dibromoethane	10	U
108-90-7	Chlorobenzene	10	U
100-41-4	Ethylbenzene	10	U
1330-20-7	Xylene (Total)	10	U
100-42-5	Styrene	10	U
75-25-2	Bromoform	10	U
98-82-8	Isopropylbenzene	10	U
79-34-5	1,1,2,2-Tetrachloroethane	10	U
541-73-1	1,3-Dichlorobenzene	10	U
106-46-7	1,4-Dichlorobenzene	10	U
95-50-1	1,2-Dichlorobenzene	10	U
96-12-8	1,2-Dibromo-3-chloropropane	10	U
120-82-1	1,2,4-Trichlorobenzene	10	U

1F  
VOLATILE ORGANICS ANALYSIS DATA SHEET  
TENTATIVELY IDENTIFIED COMPOUNDS

EPA SAMPLE NO.

VBK6Y

Lab Name: MITKEM CORPORATION Contract: \_\_\_\_\_

Lab Code: MITKEM Case No.: \_\_\_\_\_ SAS No.: \_\_\_\_\_ SDG No.: MD0618

Matrix: (soil/water) WATER Lab Sample ID: MB-18423

Sample wt/vol: 5.000 (g/mL) ML Lab File ID: V6D6482

Level: (low/med) LOW Date Received: \_\_\_\_\_

% Moisture: not dec. \_\_\_\_\_ Date Analyzed: 06/07/05

GC Column: DB-624 ID: 0.25 (mm) Dilution Factor: 1.0

Soil Extract Volume: \_\_\_\_\_ (uL) Soil Aliquot Volume: \_\_\_\_\_ (uL)

Number TICs found: 0 CONCENTRATION UNITS:  
(ug/L or ug/Kg) ug/L

CAS NUMBER	COMPOUND NAME	RT	EST. CONC.	Q
1.				
2.				
3.				
4.				
5.				
6.				
7.				
8.				
9.				
10.				
11.				
12.				
13.				
14.				
15.				
16.				
17.				
18.				
19.				
20.				
21.				
22.				
23.				
24.				
25.				
26.				
27.				
28.				
29.				
30.				

4A  
VOLATILE METHOD BLANK SUMMARY

EPA SAMPLE NO.

VBLK6Q

Lab Name: MITKEM CORPORATION Contract: \_\_\_\_\_  
 Lab Code: MITKEM Case No.: \_\_\_\_\_ SAS No.: \_\_\_\_\_ SDG No.: MD0618  
 Lab File ID: V6D6822 Lab Sample ID: MB-18686  
 Date Analyzed: 06/23/05 Time Analyzed: 1004  
 GC Column: DB-624 ID: 0.25 (mm) Heated Purge: (Y/N) N  
 Instrument ID: V6

THIS METHOD BLANK APPLIES TO THE FOLLOWING SAMPLES, MS, and MSD:

	EPA SAMPLE NO.	LAB SAMPLE ID	LAB FILE ID	TIME ANALYZED
	=====	=====	=====	=====
01	MW-07DL1	D0618-06ADL1	V6D6826	1344
02	PW-3DL1	D0618-07ADL1	V6D6827	1412
03	VHBLK6Q	VHBLK6Q	V6D6834	1727
04				
05				
06				
07				
08				
09				
10				
11				
12				
13				
14				
15				
16				
17				
18				
19				
20				
21				
22				
23				
24				
25				
26				
27				
28				
29				
30				

COMMENTS: \_\_\_\_\_  
 \_\_\_\_\_

1A  
VOLATILE ORGANICS ANALYSIS DATA SHEET

EPA SAMPLE NO.

VBLK6Q

Lab Name: MITKEM CORPORATION Contract: \_\_\_\_\_

Lab Code: MITKEM Case No.: \_\_\_\_\_ SAS No.: \_\_\_\_\_ SDG No.: MD0618

Matrix: (soil/water) WATER Lab Sample ID: MB-18686

Sample wt/vol: 5.000 (g/mL) ML Lab File ID: V6D6822

Level: (low/med) LOW Date Received: \_\_\_\_\_

% Moisture: not dec. \_\_\_\_\_ Date Analyzed: 06/23/05

GC Column: DB-624 ID: 0.25 (mm) Dilution Factor: 1.0

Soil Extract Volume: \_\_\_\_\_ (uL) Soil Aliquot Volume: \_\_\_\_\_ (uL)

CONCENTRATION UNITS:  
(ug/L or ug/Kg) UG/L Q

CAS NO.	COMPOUND		
75-71-8	Dichlorodifluoromethane	10	U
74-87-3	Chloromethane	10	U
75-01-4	Vinyl Chloride	10	U
74-83-9	Bromomethane	10	U
75-00-3	Chloroethane	10	U
75-69-4	Trichlorofluoromethane	10	U
75-35-4	1,1-Dichloroethene	10	U
76-13-1	1,1,2-Trichloro-1,2,2-trifluoroethane	10	U
67-64-1	Acetone	10	U
75-15-0	Carbon Disulfide	10	U
79-20-9	Methyl Acetate	10	U
75-09-2	Methylene Chloride	10	U
156-60-5	trans-1,2-Dichloroethene	10	U
1634-04-4	Methyl tert-Butyl Ether	10	U
75-34-3	1,1-Dichloroethane	10	U
156-59-2	cis-1,2-Dichloroethene	10	U
78-93-3	2-Butanone	10	U
67-66-3	Chloroform	10	U
71-55-6	1,1,1-Trichloroethane	10	U
110-82-7	Cyclohexane	10	U
56-23-5	Carbon Tetrachloride	10	U
71-43-2	Benzene	10	U
107-06-2	1,2-Dichloroethane	10	U



1B  
VOLATILE ORGANICS ANALYSIS DATA SHEET

EPA SAMPLE NO.

VBLK6Q

Lab Name: MITKEM CORPORATION Contract: \_\_\_\_\_

Lab Code: MITKEM Case No.: \_\_\_\_\_ SAS No.: \_\_\_\_\_ SDG No.: MD0618

Matrix: (soil/water) WATER Lab Sample ID: MB-18686

Sample wt/vol: 5.000 (g/mL) ML Lab File ID: V6D6822

Level: (low/med) LOW Date Received: \_\_\_\_\_

% Moisture: not dec. \_\_\_\_\_ Date Analyzed: 06/23/05

GC Column: DB-624 ID: 0.25 (mm) Dilution Factor: 1.0

Soil Extract Volume: \_\_\_\_\_ (uL) Soil Aliquot Volume: \_\_\_\_\_ (uL)

CONCENTRATION UNITS:  
(ug/L or ug/Kg) UG/L Q

CAS NO.	COMPOUND		
79-01-6	Trichloroethene	10	U
108-87-2	Methylcyclohexane	10	U
78-87-5	1,2-Dichloropropane	10	U
75-27-4	Bromodichloromethane	10	U
10061-01-5	cis-1,3-Dichloropropene	10	U
108-10-1	4-Methyl-2-Pentanone	10	U
108-88-3	Toluene	10	U
10061-02-6	trans-1,3-Dichloropropene	10	U
79-00-5	1,1,2-Trichloroethane	10	U
127-18-4	Tetrachloroethene	10	U
591-78-6	2-Hexanone	10	U
124-48-1	Dibromochloromethane	10	U
106-93-4	1,2-Dibromoethane	10	U
108-90-7	Chlorobenzene	10	U
100-41-4	Ethylbenzene	10	U
1330-20-7	Xylene (Total)	10	U
100-42-5	Styrene	10	U
75-25-2	Bromoform	10	U
98-82-8	Isopropylbenzene	10	U
79-34-5	1,1,2,2-Tetrachloroethane	10	U
541-73-1	1,3-Dichlorobenzene	10	U
106-46-7	1,4-Dichlorobenzene	10	U
95-50-1	1,2-Dichlorobenzene	10	U
96-12-8	1,2-Dibromo-3-chloropropane	10	U
120-82-1	1,2,4-Trichlorobenzene	10	U

1F  
VOLATILE ORGANICS ANALYSIS DATA SHEET  
TENTATIVELY IDENTIFIED COMPOUNDS

EPA SAMPLE NO.

VBK6Q

Lab Name: MITKEM CORPORATION Contract: \_\_\_\_\_

Lab Code: MITKEM Case No.: \_\_\_\_\_ SAS No.: \_\_\_\_\_ SDG No.: MD0618

Matrix: (soil/water) WATER

Lab Sample ID: MB-18686

Sample wt/vol: 5.000 (g/mL) ML

Lab File ID: V6D6822

Level: (low/med) LOW

Date Received: \_\_\_\_\_

% Moisture: not dec. \_\_\_\_\_

Date Analyzed: 06/23/05

GC Column: DB-624 ID: 0.25 (mm)

Dilution Factor: 1.0

Soil Extract Volume: \_\_\_\_\_ (uL)

Soil Aliquot Volume: \_\_\_\_\_ (uL)

Number TICs found: 0

CONCENTRATION UNITS:  
(ug/L or ug/Kg) ug/L

CAS NUMBER	COMPOUND NAME	RT	EST. CONC.	Q
=====	=====	=====	=====	=====
1.				
2.				
3.				
4.				
5.				
6.				
7.				
8.				
9.				
10.				
11.				
12.				
13.				
14.				
15.				
16.				
17.				
18.				
19.				
20.				
21.				
22.				
23.				
24.				
25.				
26.				
27.				
28.				
29.				
30.				

1A  
VOLATILE ORGANICS ANALYSIS DATA SHEET

EPA SAMPLE NO.

VHBLK6Q

Lab Name: MITKEM CORPORATION Contract: \_\_\_\_\_

Lab Code: MITKEM Case No.: \_\_\_\_\_ SAS No.: \_\_\_\_\_ SDG No.: MD0618

Matrix: (soil/water) WATER Lab Sample ID: VHBLK6Q

Sample wt/vol: 5.000 (g/mL) ML Lab File ID: V6D6834

Level: (low/med) LOW Date Received: 05/27/05

% Moisture: not dec. \_\_\_\_\_ Date Analyzed: 06/23/05

GC Column: DB-624 ID: 0.25 (mm) Dilution Factor: 1.0

Soil Extract Volume: \_\_\_\_\_ (uL) Soil Aliquot Volume: \_\_\_\_\_ (uL)

CONCENTRATION UNITS:  
(ug/L or ug/Kg) UG/L Q

CAS NO.	COMPOUND		
75-71-8	Dichlorodifluoromethane	10	U
74-87-3	Chloromethane	10	U
75-01-4	Vinyl Chloride	10	U
74-83-9	Bromomethane	10	U
75-00-3	Chloroethane	10	U
75-69-4	Trichlorofluoromethane	10	U
75-35-4	1,1-Dichloroethene	10	U
76-13-1	1,1,2-Trichloro-1,2,2-trifluoroethane	10	U
67-64-1	Acetone	10	U
75-15-0	Carbon Disulfide	10	U
79-20-9	Methyl Acetate	10	U
75-09-2	Methylene Chloride	10	U
156-60-5	trans-1,2-Dichloroethene	10	U
1634-04-4	Methyl tert-Butyl Ether	10	U
75-34-3	1,1-Dichloroethane	10	U
156-59-2	cis-1,2-Dichloroethene	10	U
78-93-3	2-Butanone	10	U
67-66-3	Chloroform	10	U
71-55-6	1,1,1-Trichloroethane	10	U
110-82-7	Cyclohexane	10	U
56-23-5	Carbon Tetrachloride	10	U
71-43-2	Benzene	10	U
107-06-2	1,2-Dichloroethane	10	U

1B  
VOLATILE ORGANICS ANALYSIS DATA SHEET

EPA SAMPLE NO.

VHBLK6Q

Lab Name: MITKEM CORPORATION Contract: \_\_\_\_\_

Lab Code: MITKEM Case No.: \_\_\_\_\_ SAS No.: \_\_\_\_\_ SDG No.: MD0618

Matrix: (soil/water) WATER Lab Sample ID: VHBLK6Q

Sample wt/vol: 5.000 (g/mL) ML Lab File ID: V6D6834

Level: (low/med) LOW Date Received: 05/27/05

% Moisture: not dec. \_\_\_\_\_ Date Analyzed: 06/23/05

GC Column: DB-624 ID: 0.25 (mm) Dilution Factor: 1.0

Soil Extract Volume: \_\_\_\_\_ (uL) Soil Aliquot Volume: \_\_\_\_\_ (uL)

CONCENTRATION UNITS:  
(ug/L or ug/Kg) UG/L Q

CAS NO.	COMPOUND		
79-01-6	Trichloroethene	10	U
108-87-2	Methylcyclohexane	10	U
78-87-5	1,2-Dichloropropane	10	U
75-27-4	Bromodichloromethane	10	U
10061-01-5	cis-1,3-Dichloropropene	10	U
108-10-1	4-Methyl-2-Pentanone	10	U
108-88-3	Toluene	10	U
10061-02-6	trans-1,3-Dichloropropene	10	U
79-00-5	1,1,2-Trichloroethane	10	U
127-18-4	Tetrachloroethene	10	U
591-78-6	2-Hexanone	10	U
124-48-1	Dibromochloromethane	10	U
106-93-4	1,2-Dibromoethane	10	U
108-90-7	Chlorobenzene	10	U
100-41-4	Ethylbenzene	10	U
1330-20-7	Xylene (Total)	10	U
100-42-5	Styrene	10	U
75-25-2	Bromoform	10	U
98-82-8	Isopropylbenzene	10	U
79-34-5	1,1,2,2-Tetrachloroethane	10	U
541-73-1	1,3-Dichlorobenzene	10	U
106-46-7	1,4-Dichlorobenzene	10	U
95-50-1	1,2-Dichlorobenzene	10	U
96-12-8	1,2-Dibromo-3-chloropropane	10	U
120-82-1	1,2,4-Trichlorobenzene	10	U

1F  
VOLATILE ORGANICS ANALYSIS DATA SHEET  
TENTATIVELY IDENTIFIED COMPOUNDS

EPA SAMPLE NO.

VHBLK6Q

Lab Name: MITKEM CORPORATION Contract: \_\_\_\_\_

Lab Code: MITKEM Case No.: \_\_\_\_\_ SAS No.: \_\_\_\_\_ SDG No.: MD0618

Matrix: (soil/water) WATER

Lab Sample ID: VHBLK6Q

Sample wt/vol: 5.000 (g/mL) ML

Lab File ID: V6D6834

Level: (low/med) LOW

Date Received: 05/27/05

% Moisture: not dec. \_\_\_\_\_

Date Analyzed: 06/23/05

GC Column: DB-624 ID: 0.25 (mm)

Dilution Factor: 1.0

Soil Extract Volume: \_\_\_\_\_ (uL)

Soil Aliquot Volume: \_\_\_\_\_ (uL)

Number TICs found: 0

CONCENTRATION UNITS:  
(ug/L or ug/Kg) ug/L

CAS NUMBER	COMPOUND NAME	RT	EST. CONC.	Q
=====	=====	=====	=====	=====
1.				
2.				
3.				
4.				
5.				
6.				
7.				
8.				
9.				
10.				
11.				
12.				
13.				
14.				
15.				
16.				
17.				
18.				
19.				
20.				
21.				
22.				
23.				
24.				
25.				
26.				
27.				
28.				
29.				
30.				

4B  
SEMIVOLATILE METHOD BLANK SUMMARY

EPA SAMPLE NO.

SBLK1C

Lab Name: MITKEM CORPORATION Contract: \_\_\_\_\_

Lab Code: MITKEM Case No.: \_\_\_\_\_ SAS No.: \_\_\_\_\_ SDG No.: MD0618

Lab File ID: S1E4632 Lab Sample ID: MB-18321

Instrument ID: S1 Date Extracted: 05/31/05

Matrix: (soil/water) WATER Date Analyzed: 06/06/05

Level: (low/med) LOW Time Analyzed: 1534

THIS METHOD BLANK APPLIES TO THE FOLLOWING SAMPLES, MS, and MSD:

	EPA SAMPLE NO.	LAB SAMPLE ID	LAB FILE ID	DATE ANALYZED
	=====	=====	=====	=====
01	S1CLCS	LCS-18321	S1E4633	06/06/05
02	MW-01	D0618-01B	S1E4634	06/06/05
03	MW-01MS	D0618-01BMS	S1E4635	06/06/05
04	MW-01MSD	D0618-01BMSD	S1E4636	06/06/05
05	MW-06	D0618-05B	S1E4637	06/06/05
06	MW-07	D0618-06B	S1E4638	06/06/05
07	RIN-3	D0618-09B	S1E4639	06/06/05
08				
09				
10				
11				
12				
13				
14				
15				
16				
17				
18				
19				
20				
21				
22				
23				
24				
25				
26				
27				
28				
29				
30				

COMMENTS: \_\_\_\_\_

\_\_\_\_\_

1C  
SEMIVOLATILE ORGANICS ANALYSIS DATA SHEET

EPA SAMPLE NO.

SBLK1C

Lab Name: MITKEM CORPORATION Contract: \_\_\_\_\_

Lab Code: MITKEM Case No.: \_\_\_\_\_ SAS No.: \_\_\_\_\_ SDG No.: MD0618

Matrix: (soil/water) WATER Lab Sample ID: MB-18321

Sample wt/vol: 1000 (g/mL) ML Lab File ID: S1E4632

Level: (low/med) LOW Date Received: \_\_\_\_\_

% Moisture: \_\_\_\_\_ Decanted: (Y/N) \_\_\_\_\_ Date Extracted: 05/31/05

Concentrated Extract Volume: 1000 (uL) Date Analyzed: 06/06/05

Injection Volume: 2.0 (uL) Dilution Factor: 1.0

GPC Cleanup: (Y/N) N pH: \_\_\_\_\_ Extraction: (Type) CONT

CONCENTRATION UNITS:  
(ug/L or ug/Kg) UG/L Q

CAS NO.	COMPOUND		
100-52-7	Benzaldehyde	10	U
108-95-2	Phenol	10	U
111-44-4	bis(2-Chloroethyl) Ether	10	U
95-57-8	2-Chlorophenol	10	U
95-48-7	2-Methylphenol	10	U
108-60-1	2,2'-oxybis(1-Chloropropane)	10	U
98-86-2	Acetophenone	10	U
106-44-5	4-Methylphenol	10	U
621-64-7	N-Nitroso-di-n-propylamine	10	U
67-72-1	Hexachloroethane	10	U
98-95-3	Nitrobenzene	10	U
78-59-1	Isophorone	10	U
88-75-5	2-Nitrophenol	10	U
105-67-9	2,4-Dimethylphenol	10	U
111-91-1	bis(2-Chloroethoxy)methane	10	U
120-83-2	2,4-Dichlorophenol	10	U
91-20-3	Naphthalene	10	U
106-47-8	4-Chloroaniline	10	U
87-68-3	Hexachlorobutadiene	10	U
105-60-2	Caprolactam	10	U
59-50-7	4-Chloro-3-Methylphenol	10	U
91-57-6	2-Methylnaphthalene	10	U
77-47-4	Hexachlorocyclopentadiene	10	U
88-06-2	2,4,6-Trichlorophenol	10	U
95-95-4	2,4,5-Trichlorophenol	25	U
92-52-4	1,1'-Biphenyl	10	U
91-58-7	2-Chloronaphthalene	10	U
88-74-4	2-Nitroaniline	25	U
131-11-3	Dimethylphthalate	10	U
606-20-2	2,6-Dinitrotoluene	10	U
208-96-8	Acenaphthylene	10	U
99-09-2	3-Nitroaniline	25	U
83-32-9	Acenaphthene	10	U

1D  
SEMIVOLATILE ORGANICS ANALYSIS DATA SHEET

EPA SAMPLE NO.

SBLK1C

Lab Name: MITKEM CORPORATION Contract: \_\_\_\_\_

Lab Code: MITKEM Case No.: \_\_\_\_\_ SAS No.: \_\_\_\_\_ SDG No.: MD0618

Matrix: (soil/water) WATER Lab Sample ID: MB-18321

Sample wt/vol: 1000 (g/mL) ML Lab File ID: S1E4632

Level: (low/med) LOW Date Received: \_\_\_\_\_

% Moisture: \_\_\_\_\_ Decanted: (Y/N) \_\_\_\_\_ Date Extracted: 05/31/05

Concentrated Extract Volume: 1000 (uL) Date Analyzed: 06/06/05

Injection Volume: 2.0 (uL) Dilution Factor: 1.0

GPC Cleanup: (Y/N) N pH: \_\_\_\_\_ Extraction: (Type) CONT

CONCENTRATION UNITS:  
(ug/L or ug/Kg) UG/L Q

CAS NO.	COMPOUND		
51-28-5	2,4-Dinitrophenol	25	U
100-02-7	4-Nitrophenol	25	U
132-64-9	Dibenzofuran	10	U
121-14-2	2,4-Dinitrotoluene	10	U
84-66-2	Diethylphthalate	10	U
86-73-7	Fluorene	10	U
7005-72-3	4-Chlorophenyl-phenylether	10	U
100-01-6	4-Nitroaniline	25	U
534-52-1	4,6-Dinitro-2-methylphenol	25	U
86-30-6	N-Nitrosodiphenylamine (1)	10	U
101-55-3	4-Bromophenyl-phenylether	10	U
118-74-1	Hexachlorobenzene	10	U
1912-24-9	Atrazine	10	U
87-86-5	Pentachlorophenol	25	U
85-01-8	Phenanthrene	10	U
120-12-7	Anthracene	10	U
86-74-8	Carbazole	10	U
84-74-2	Di-n-butylphthalate	10	U
206-44-0	Fluoranthene	10	U
129-00-0	Pyrene	10	U
85-68-7	Butylbenzylphthalate	10	U
91-94-1	3,3'-Dichlorobenzidine	10	U
56-55-3	Benzo(a)anthracene	10	U
218-01-9	Chrysene	10	U
117-81-7	bis(2-Ethylhexyl)phthalate	10	U
117-84-0	Di-n-octylphthalate	10	U
205-99-2	Benzo(b)fluoranthene	10	U
207-08-9	Benzo(k)fluoranthene	10	U
50-32-8	Benzo(a)pyrene	10	U
193-39-5	Indeno(1,2,3-cd)pyrene	10	U
53-70-3	Dibenzo(a,h)anthracene	10	U
191-24-2	Benzo(g,h,i)perylene	10	U

(1) - Cannot be separated from Diphenylamine



1G  
SEMIVOLATILE ORGANICS ANALYSIS DATA SHEET  
TENTATIVELY IDENTIFIED COMPOUNDS

EPA SAMPLE NO.

SBLK1C

Lab Name: MITKEM CORPORATION Contract: \_\_\_\_\_

Lab Code: MITKEM Case No.: \_\_\_\_\_ SAS No.: \_\_\_\_\_ SDG No.: MD0618

Matrix: (soil/water) WATER Lab Sample ID: MB-18321

Sample wt/vol: 1000 (g/mL) ML Lab File ID: S1E4632

Level: (low/med) LOW Date Received: \_\_\_\_\_

% Moisture: \_\_\_\_\_ Decanted: (Y/N) \_\_\_\_\_ Date Extracted: 05/31/05

Concentrated Extract Volume: 1000 (uL) Date Analyzed: 06/06/05

Injection Volume: 2.0 (uL) Dilution Factor: 1.0

GPC Cleanup: (Y/N) N pH: \_\_\_\_\_ Extraction: (Type) CONT

Number TICs found: 0

CONCENTRATION UNITS:  
(ug/L or ug/Kg) ug/L

CAS NUMBER	COMPOUND NAME	RT	EST. CONC.	Q
1.				
2.				
3.				
4.				
5.				
6.				
7.				
8.				
9.				
10.				
11.				
12.				
13.				
14.				
15.				
16.				
17.				
18.				
19.				
20.				
21.				
22.				
23.				
24.				
25.				
26.				
27.				
28.				
29.				
30.				

4C  
PESTICIDE METHOD BLANK SUMMARY

EPA SAMPLE NO.

PBLK4B

Lab Name: MITKEM CORPORATION Contract: \_\_\_\_\_

Lab Code: MITKEM Case No.: \_\_\_\_\_ SAS No.: \_\_\_\_\_ SDG No.: MD0618

Lab Sample ID: MB-18317 Lab File ID: E4C6599F

Matrix (soil/water) WATER Extraction: (Type) SEPF

Sulfur Cleanup (Y/N) Y Date Extracted: 05/31/05

Date Analyzed (1): 06/02/05 Date Analyzed (2): 06/02/05

Time Analyzed (1): 1214 Time Analyzed (2): 1214

Instrument ID (1): E4 Instrument ID (2): E4

GC Column (1): CLPPEST ID: 0.53 (mm) GC Column (2): CLPPESTII ID: 0.53 (mm)

THIS METHOD BLANK APPLIES TO THE FOLLOWING SAMPLES, MS, and MSD:

	EPA SAMPLE NO.	LAB SAMPLE ID	DATE ANALYZED 1	DATE ANALYZED 2
01	P4BLCS	LCS-18317	06/02/05	06/02/05
02	MW-01	D0618-01B	06/02/05	06/02/05
03	MW-06	D0618-05B	06/02/05	06/02/05
04	MW-07	D0618-06B	06/02/05	06/02/05
05	RIN-3	D0618-09B	06/02/05	06/02/05
06	MW-01MS	D0618-01BMS	06/02/05	06/02/05
07	MW-01MSD	D0618-01BMSD	06/02/05	06/02/05
08				
09				
10				
11				
12				
13				
14				
15				
16				
17				
18				
19				
20				
21				
22				
23				
24				
25				
26				

COMMENTS: \_\_\_\_\_

1E  
PESTICIDE ORGANICS ANALYSIS DATA SHEET

EPA SAMPLE NO.

PBLK4B

Lab Name: MITKEM CORPORATION Contract: \_\_\_\_\_

Lab Code: MITKEM Case No.: \_\_\_\_\_ SAS No.: \_\_\_\_\_ SDG No.: MD0618

Matrix: (soil/water) WATER Lab Sample ID: MB-18317

Sample wt/vol: 1000 (g/mL) ML Lab File ID: E4C6599F

% Moisture: \_\_\_\_\_ Decanted: (Y/N) \_\_\_\_\_ Date Received: \_\_\_\_\_

Extraction: (Type) SEPF Date Extracted: 05/31/05

Concentrated Extract Volume: 10000 (uL) Date Analyzed: 06/02/05

Injection Volume: 1.0 (uL) Dilution Factor: 1.0

GPC Cleanup: (Y/N) N pH: \_\_\_\_\_ Sulfur Cleanup: (Y/N) Y

CONCENTRATION UNITS:  
(ug/L or ug/Kg) UG/L Q

CAS NO.	COMPOUND		
319-84-6	alpha-BHC	0.050	U
319-85-7	beta-BHC	0.050	U
319-86-8	delta-BHC	0.050	U
58-89-9	gamma-BHC (Lindane)	0.050	U
76-44-8	Heptachlor	0.050	U
309-00-2	Aldrin	0.050	U
1024-57-3	Heptachlor epoxide	0.050	U
959-98-8	Endosulfan I	0.050	U
60-57-1	Dieldrin	0.10	U
72-55-9	4,4'-DDE	0.10	U
72-20-8	Endrin	0.10	U
33213-65-9	Endosulfan II	0.10	U
72-54-8	4,4'-DDD	0.10	U
1031-07-8	Endosulfan sulfate	0.10	U
50-29-3	4,4'-DDT	0.10	U
72-43-5	Methoxychlor	0.50	U
53494-70-5	Endrin ketone	0.10	U
7421-93-4	Endrin aldehyde	0.10	U
5103-71-9	alpha-Chlordane	0.050	U
5103-74-2	gamma-Chlordane	0.050	U
8001-35-2	Toxaphene	5.0	U
12674-11-2	Aroclor-1016	1.0	U
11104-28-2	Aroclor-1221	2.0	U
11141-16-5	Aroclor-1232	1.0	U
53469-21-9	Aroclor-1242	1.0	U
12672-29-6	Aroclor-1248	1.0	U
11097-69-1	Aroclor-1254	1.0	U
11096-82-5	Aroclor-1260	1.0	U

1E  
PESTICIDE ORGANICS ANALYSIS DATA SHEET

EPA SAMPLE NO.

PIBLKD2

Lab Name: MITKEM CORPORATION Contract: \_\_\_\_\_

Lab Code: MITKEM Case No.: \_\_\_\_\_ SAS No.: \_\_\_\_\_ SDG No.: MD0618

Matrix: (soil/water) WATER Lab Sample ID: PIBLKD2

Sample wt/vol: 1000 (g/mL) ML Lab File ID: E4C6585F

% Moisture: \_\_\_\_\_ Decanted: (Y/N) \_\_\_\_\_ Date Received: \_\_\_\_\_

Extraction: (Type) \_\_\_\_\_ Date Extracted: \_\_\_\_\_

Concentrated Extract Volume: 10000 (uL) Date Analyzed: 06/02/05

Injection Volume: 1.0 (uL) Dilution Factor: 1.0

GPC Cleanup: (Y/N) N pH: \_\_\_\_\_ Sulfur Cleanup: (Y/N) N

CONCENTRATION UNITS:  
(ug/L or ug/Kg) UG/L Q

CAS NO.	COMPOUND		
319-84-6	alpha-BHC	0.050	U
319-85-7	beta-BHC	0.050	U
319-86-8	delta-BHC	0.050	U
58-89-9	gamma-BHC (Lindane)	0.050	U
76-44-8	Heptachlor	0.050	U
309-00-2	Aldrin	0.050	U
1024-57-3	Heptachlor epoxide	0.050	U
959-98-8	Endosulfan I	0.050	U
60-57-1	Dieldrin	0.10	U
72-55-9	4,4'-DDE	0.10	U
72-20-8	Endrin	0.10	U
33213-65-9	Endosulfan II	0.10	U
72-54-8	4,4'-DDD	0.10	U
1031-07-8	Endosulfan sulfate	0.10	U
50-29-3	4,4'-DDT	0.10	U
72-43-5	Methoxychlor	0.50	U
53494-70-5	Endrin ketone	0.10	U
7421-93-4	Endrin aldehyde	0.10	U
5103-71-9	alpha-Chlordane	0.050	U
5103-74-2	gamma-Chlordane	0.050	U
8001-35-2	Toxaphene	5.0	U
12674-11-2	Aroclor-1016	1.0	U
11104-28-2	Aroclor-1221	2.0	U
11141-16-5	Aroclor-1232	1.0	U
53469-21-9	Aroclor-1242	1.0	U
12672-29-6	Aroclor-1248	1.0	U
11097-69-1	Aroclor-1254	1.0	U
11096-82-5	Aroclor-1260	1.0	U

1E  
PESTICIDE ORGANICS ANALYSIS DATA SHEET

EPA SAMPLE NO.

PIBLKD2

Lab Name: MITKEM CORPORATION Contract: \_\_\_\_\_

Lab Code: MITKEM Case No.: \_\_\_\_\_ SAS No.: \_\_\_\_\_ SDG No.: MD0618

Matrix: (soil/water) WATER Lab Sample ID: PIBLKD2

Sample wt/vol: 1000 (g/mL) ML Lab File ID: E4C6585R

% Moisture: \_\_\_\_\_ Decanted: (Y/N) \_\_\_\_\_ Date Received: \_\_\_\_\_

Extraction: (Type) \_\_\_\_\_ Date Extracted: \_\_\_\_\_

Concentrated Extract Volume: 10000 (uL) Date Analyzed: 06/02/05

Injection Volume: 1.0 (uL) Dilution Factor: 1.0

GPC Cleanup: (Y/N) N pH: \_\_\_\_\_ Sulfur Cleanup: (Y/N) N

CONCENTRATION UNITS:  
(ug/L or ug/Kg) UG/L Q

CAS NO.	COMPOUND		
319-84-6	alpha-BHC	0.050	U
319-85-7	beta-BHC	0.050	U
319-86-8	delta-BHC	0.050	U
58-89-9	gamma-BHC (Lindane)	0.050	U
76-44-8	Heptachlor	0.050	U
309-00-2	Aldrin	0.050	U
1024-57-3	Heptachlor epoxide	0.050	U
959-98-8	Endosulfan I	0.050	U
60-57-1	Dieldrin	0.10	U
72-55-9	4,4'-DDE	0.10	U
72-20-8	Endrin	0.10	U
33213-65-9	Endosulfan II	0.10	U
72-54-8	4,4'-DDD	0.10	U
1031-07-8	Endosulfan sulfate	0.10	U
50-29-3	4,4'-DDT	0.10	U
72-43-5	Methoxychlor	0.50	U
53494-70-5	Endrin ketone	0.10	U
7421-93-4	Endrin aldehyde	0.10	U
5103-71-9	alpha-Chlordane	0.050	U
5103-74-2	gamma-Chlordane	0.050	U
8001-35-2	Toxaphene	5.0	U
12674-11-2	Aroclor-1016	1.0	U
11104-28-2	Aroclor-1221	2.0	U
11141-16-5	Aroclor-1232	1.0	U
53469-21-9	Aroclor-1242	1.0	U
12672-29-6	Aroclor-1248	1.0	U
11097-69-1	Aroclor-1254	1.0	U
11096-82-5	Aroclor-1260	1.0	U

1E  
PESTICIDE ORGANICS ANALYSIS DATA SHEET

EPA SAMPLE NO.

PIBLKDA

Lab Name: MITKEM CORPORATION Contract: \_\_\_\_\_

Lab Code: MITKEM Case No.: \_\_\_\_\_ SAS No.: \_\_\_\_\_ SDG No.: MD0618

Matrix: (soil/water) WATER Lab Sample ID: PIBLKDA

Sample wt/vol: 1000 (g/mL) ML Lab File ID: E4C6594F

% Moisture: \_\_\_\_\_ Decanted: (Y/N) \_\_\_\_\_ Date Received: \_\_\_\_\_

Extraction: (Type) \_\_\_\_\_ Date Extracted: \_\_\_\_\_

Concentrated Extract Volume: 10000 (uL) Date Analyzed: 06/02/05

Injection Volume: 1.0 (uL) Dilution Factor: 1.0

GPC Cleanup: (Y/N) N pH: \_\_\_\_\_ Sulfur Cleanup: (Y/N) N

CONCENTRATION UNITS:  
(ug/L or ug/Kg) UG/L Q

CAS NO.	COMPOUND		
319-84-6	alpha-BHC	0.050	U
319-85-7	beta-BHC	0.050	U
319-86-8	delta-BHC	0.050	U
58-89-9	gamma-BHC (Lindane)	0.050	U
76-44-8	Heptachlor	0.050	U
309-00-2	Aldrin	0.050	U
1024-57-3	Heptachlor epoxide	0.050	U
959-98-8	Endosulfan I	0.050	U
60-57-1	Dieldrin	0.10	U
72-55-9	4,4'-DDE	0.10	U
72-20-8	Endrin	0.10	U
33213-65-9	Endosulfan II	0.10	U
72-54-8	4,4'-DDD	0.10	U
1031-07-8	Endosulfan sulfate	0.10	U
50-29-3	4,4'-DDT	0.10	U
72-43-5	Methoxychlor	0.50	U
53494-70-5	Endrin ketone	0.10	U
7421-93-4	Endrin aldehyde	0.10	U
5103-71-9	alpha-Chlordane	0.050	U
5103-74-2	gamma-Chlordane	0.050	U
8001-35-2	Toxaphene	5.0	U
12674-11-2	Aroclor-1016	1.0	U
11104-28-2	Aroclor-1221	2.0	U
11141-16-5	Aroclor-1232	1.0	U
53469-21-9	Aroclor-1242	1.0	U
12672-29-6	Aroclor-1248	1.0	U
11097-69-1	Aroclor-1254	1.0	U
11096-82-5	Aroclor-1260	1.0	U

1E  
PESTICIDE ORGANICS ANALYSIS DATA SHEET

EPA SAMPLE NO.

PIBLKDA

Lab Name: MITKEM CORPORATION Contract: \_\_\_\_\_

Lab Code: MITKEM Case No.: \_\_\_\_\_ SAS No.: \_\_\_\_\_ SDG No.: MD0618

Matrix: (soil/water) WATER Lab Sample ID: PIBLKDA

Sample wt/vol: 1000 (g/mL) ML Lab File ID: E4C6594R

% Moisture: \_\_\_\_\_ Decanted: (Y/N) \_\_\_\_\_ Date Received: \_\_\_\_\_

Extraction: (Type) \_\_\_\_\_ Date Extracted: \_\_\_\_\_

Concentrated Extract Volume: 10000 (uL) Date Analyzed: 06/02/05

Injection Volume: 1.0 (uL) Dilution Factor: 1.0

GPC Cleanup: (Y/N) N pH: \_\_\_\_\_ Sulfur Cleanup: (Y/N) N

CONCENTRATION UNITS:  
(ug/L or ug/Kg) UG/L Q

CAS NO.	COMPOUND		
319-84-6	alpha-BHC	0.050	U
319-85-7	beta-BHC	0.050	U
319-86-8	delta-BHC	0.050	U
58-89-9	gamma-BHC (Lindane)	0.050	U
76-44-8	Heptachlor	0.050	U
309-00-2	Aldrin	0.050	U
1024-57-3	Heptachlor epoxide	0.050	U
959-98-8	Endosulfan I	0.050	U
60-57-1	Dieldrin	0.10	U
72-55-9	4,4'-DDE	0.10	U
72-20-8	Endrin	0.10	U
33213-65-9	Endosulfan II	0.10	U
72-54-8	4,4'-DDD	0.10	U
1031-07-8	Endosulfan sulfate	0.10	U
50-29-3	4,4'-DDT	0.10	U
72-43-5	Methoxychlor	0.50	U
53494-70-5	Endrin ketone	0.10	U
7421-93-4	Endrin aldehyde	0.10	U
5103-71-9	alpha-Chlordane	0.050	U
5103-74-2	gamma-Chlordane	0.050	U
8001-35-2	Toxaphene	5.0	U
12674-11-2	Aroclor-1016	1.0	U
11104-28-2	Aroclor-1221	2.0	U
11141-16-5	Aroclor-1232	1.0	U
53469-21-9	Aroclor-1242	1.0	U
12672-29-6	Aroclor-1248	1.0	U
11097-69-1	Aroclor-1254	1.0	U
11096-82-5	Aroclor-1260	1.0	U

1E  
PESTICIDE ORGANICS ANALYSIS DATA SHEET

EPA SAMPLE NO.

PIBLKDB

Lab Name: MITKEM CORPORATION Contract: \_\_\_\_\_

Lab Code: MITKEM Case No.: \_\_\_\_\_ SAS No.: \_\_\_\_\_ SDG No.: MD0618

Matrix: (soil/water) WATER Lab Sample ID: PIBLKDB

Sample wt/vol: 1000 (g/mL) ML Lab File ID: E4C6607F

% Moisture: \_\_\_\_\_ Decanted: (Y/N) \_\_\_\_\_ Date Received: \_\_\_\_\_

Extraction: (Type) \_\_\_\_\_ Date Extracted: \_\_\_\_\_

Concentrated Extract Volume: 10000 (uL) Date Analyzed: 06/02/05

Injection Volume: 1.0 (uL) Dilution Factor: 1.0

GPC Cleanup: (Y/N) N pH: \_\_\_\_\_ Sulfur Cleanup: (Y/N) N

CONCENTRATION UNITS:  
(ug/L or ug/Kg) UG/L Q

CAS NO.	COMPOUND		
319-84-6	alpha-BHC	0.050	U
319-85-7	beta-BHC	0.050	U
319-86-8	delta-BHC	0.050	U
58-89-9	gamma-BHC (Lindane)	0.050	U
76-44-8	Heptachlor	0.050	U
309-00-2	Aldrin	0.050	U
1024-57-3	Heptachlor epoxide	0.050	U
959-98-8	Endosulfan I	0.050	U
60-57-1	Dieldrin	0.10	U
72-55-9	4,4'-DDE	0.10	U
72-20-8	Endrin	0.10	U
33213-65-9	Endosulfan II	0.10	U
72-54-8	4,4'-DDD	0.10	U
1031-07-8	Endosulfan sulfate	0.10	U
50-29-3	4,4'-DDT	0.10	U
72-43-5	Methoxychlor	0.50	U
53494-70-5	Endrin ketone	0.10	U
7421-93-4	Endrin aldehyde	0.10	U
5103-71-9	alpha-Chlordane	0.050	U
5103-74-2	gamma-Chlordane	0.050	U
8001-35-2	Toxaphene	5.0	U
12674-11-2	Aroclor-1016	1.0	U
11104-28-2	Aroclor-1221	2.0	U
11141-16-5	Aroclor-1232	1.0	U
53469-21-9	Aroclor-1242	1.0	U
12672-29-6	Aroclor-1248	1.0	U
11097-69-1	Aroclor-1254	1.0	U
11096-82-5	Aroclor-1260	1.0	U



1E  
PESTICIDE ORGANICS ANALYSIS DATA SHEET

EPA SAMPLE NO.

PIBLKDB

Lab Name: MITKEM CORPORATION Contract: \_\_\_\_\_

Lab Code: MITKEM Case No.: \_\_\_\_\_ SAS No.: \_\_\_\_\_ SDG No.: MD0618

Matrix: (soil/water) WATER Lab Sample ID: PIBLKDB

Sample wt/vol: 1000 (g/mL) ML Lab File ID: E4C6607R

% Moisture: \_\_\_\_\_ Decanted: (Y/N) \_\_\_\_\_ Date Received: \_\_\_\_\_

Extraction: (Type) \_\_\_\_\_ Date Extracted: \_\_\_\_\_

Concentrated Extract Volume: 10000 (uL) Date Analyzed: 06/02/05

Injection Volume: 1.0 (uL) Dilution Factor: 1.0

GPC Cleanup: (Y/N) N pH: \_\_\_\_\_ Sulfur Cleanup: (Y/N) N

CONCENTRATION UNITS:  
(ug/L or ug/Kg) UG/L Q

CAS NO.	COMPOUND		
319-84-6	alpha-BHC	0.050	U
319-85-7	beta-BHC	0.050	U
319-86-8	delta-BHC	0.050	U
58-89-9	gamma-BHC (Lindane)	0.050	U
76-44-8	Heptachlor	0.050	U
309-00-2	Aldrin	0.050	U
1024-57-3	Heptachlor epoxide	0.050	U
959-98-8	Endosulfan I	0.050	U
60-57-1	Dieldrin	0.10	U
72-55-9	4,4'-DDE	0.10	U
72-20-8	Endrin	0.10	U
33213-65-9	Endosulfan II	0.10	U
72-54-8	4,4'-DDD	0.10	U
1031-07-8	Endosulfan sulfate	0.10	U
50-29-3	4,4'-DDT	0.10	U
72-43-5	Me		

## U.S. EPA - CLP

3  
BLANKSLab Name: Mitkem CorporationContract: 3563S-04Lab Code: MITKEM

Case No.

SAS No.:

SDG No.: MD0618Preparation Blank Matrix (soil/water): WATERPreparation Blank Concentration Units (ug/L or mg/kg): UG/L

Analyte	Initial		Continuing Calibration						Prepa-		
	Calib.		Blank (ug/L)						ration		
	Blank		1		2		3		Blank		M
	(ug/L)	C		C		C		C		C	
Mercury	0.100	U	0.100	U	0.100	U	0.100	U	0.100	U	

U.S. EPA - CLP

3  
BLANKS

Lab Name: Mitkem Corporation

Contract: 3563S-04

Lab Code: MITKEM

Case No.

SAS No.:

SDG No.: MD0618

Preparation Blank Matrix (soil/water): WATER

Preparation Blank Concentration Units (ug/L or mg/kg): UG/L

Analyte	Initial Calib. Blank (ug/L)		Continuing Calibration Blank (ug/L)						Prepa- ration Blank		
	C		1	C	2	C	3	C	C	M	
Cyanide	2.0	U	2.0	U	2.4	B	2.9	B	2.000	U	

U.S. EPA - CLP

3  
BLANKS

Lab Name: Mitkem Corporation

Contract: 3563S-04

Lab Code: MITKEM

Case No.

SAS No.:

SDG No.: MD0618

Preparation Blank Matrix (soil/water):

Preparation Blank Concentration Units (ug/L or mg/kg):

Analyte	Initial Calib. Blank (ug/L)	C	Continuing Calibration Blank (ug/L)						Prepa- ration Blank	C	M
			1	C	2	C	3	C			
Cyanide			2.0	U							CA

## U.S. EPA - CLP

3  
BLANKSLab Name: Mitkem CorporationContract: 3563S-04Lab Code: MITKEM

Case No.

SAS No.:

SDG No.: MD0618Preparation Blank Matrix (soil/water): WATERPreparation Blank Concentration Units (ug/L or mg/kg): UG/L

Analyte	Initial		Continuing Calibration						Prepa-		
	Calib.	Blank	Blank (ug/L)						ration	Blank	
	(ug/L)	C	1	C	2	C	3	C			M
Aluminum	18.0	U	32.6	B	18.5	B	109.0	B		31.619	B
Antimony	3.8	B	5.4	B	4.8	B	4.1	B		2.035	B
Arsenic	2.0	U	2.0	U	2.0	U	2.0	U		2.000	U
Barium	3.8	B	3.1	B	1.7	B	2.5	B		2.655	B
Beryllium	0.2	U	0.2	U	0.2	U	0.2	U		0.200	U
Cadmium	0.2	U	0.2	U	0.2	U	0.3	B		0.200	U
Calcium	50.0	U	52.1	B	50.0	U	169.9	B		123.041	B
Chromium	0.5	U	0.5	U	0.5	U	0.5	U		0.500	U
Cobalt	1.5	B	1.5	B	0.6	B	1.1	B		1.102	B
Copper	4.2	B	5.0	B	2.5	B	4.4	B		7.762	B
Iron	4.0	B	22.7	B	19.0	B	73.9	B		70.930	B
Lead	0.9	U	0.9	U	0.9	U	1.3	B		0.900	U
Magnesium	20.4	B	175.6	B	36.6	B	250.8	B		98.997	B
Manganese	1.2	B	0.9	B	1.6	B	1.1	B		2.549	B
Nickel	1.5	B	1.8	B	0.9	B	1.6	B		1.750	B
Selenium	3.0	U	3.0	U	3.0	U	3.0	U		3.000	U
Silver	8.3	B	1.5	B	0.7	U	0.8	B		3.735	B
Thallium	2.0	U	2.0	U	2.0	U	2.0	U		2.000	U
Vanadium	1.1	B	0.5	B	0.4	U	0.5	B		0.400	U
Zinc	8.9	B	9.3	B	7.3	B	8.8	B		15.240	B

## U.S. EPA - CLP

3  
BLANKS

Lab Name: Mitkem CorporationContract: 3563S-04Lab Code: MITKEM

Case No.

SAS No.:

SDG No.: MD0618

Preparation Blank Matrix (soil/water):

Preparation Blank Concentration Units (ug/L or mg/kg):

Analyte	Initial Calib. Blank (ug/L)	C	Continuing Calibration Blank (ug/L)						Prepa- ration Blank	C	M
			1	C	2	C	3	C			
Aluminum			24.9	B	21.0	B	56.6	B			P
Antimony			5.0	B	4.2	B	6.0	B			P
Arsenic			2.0	U	2.0	U	2.0	U			P
Barium			4.1	B	2.1	B	3.7	B			P
Beryllium			0.2	U	0.2	U	0.2	U			P
Cadmium			0.2	U	0.2	U	0.2	U			P
Calcium			60.3	B	50.0	U	84.5	B			P
Chromium			0.5	U	0.5	U	0.5	U			P
Cobalt			1.2	B	0.7	B	1.2	B			P
Copper			6.6	B	3.8	B	4.6	B			P
Iron			18.1	B	5.5	B	28.6	B			P
Lead			1.6	B	0.9	U	0.9	U			P
Magnesium			62.2	B	29.6	B	143.3	B			P
Manganese			1.8	B	0.5	B	0.7	B			P
Nickel			1.5	B	1.0	B	2.0	B			P
Selenium			3.0	U	3.0	U	3.0	U			P
Silver			0.9	B	0.7	U	0.7	U			P
Thallium			2.0	U	2.0	U	2.0	U			P
Vanadium			1.2	B	0.4	U	0.4	U			P
Zinc			13.7	B	10.7	B	12.0	B			P

FORM III - IN

ILM04.1

U.S. EPA - CLP

3  
BLANKS

Lab Name: Mitkem Corporation Contract: 3563S-04

Lab Code: MITKEM Case No. SAS No.: SDG No.: MD0618

Preparation Blank Matrix (soil/water): WATER

Preparation Blank Concentration Units (ug/L or mg/kg): UG/L

Analyte	Initial Calib. Blank (ug/L) C		Continuing Calibration Blank (ug/L)						Prepa- ration Blank C M		
	1	C	2	C	3	C					
Sodium	32.0	U	35.1	B	61.0	B	32.0	U	32.000	U	

U.S. EPA - CLP

3  
BLANKS

Lab Name: Mitkem Corporation

Contract: 3563S-04

Lab Code: MITKEM

Case No.

SAS No.:

SDG No.: MD0618

Preparation Blank Matrix (soil/water): WATER

Preparation Blank Concentration Units (ug/L or mg/kg): UG/L

Analyte	Initial Calib. Blank (ug/L)		Continuing Calibration Blank (ug/L)						Prepa- ration Blank		C	M
		C	1	C	2	C	3	C		C		
Potassium	55.0	U	55.0	U	72.2	B	55.0	U	55.000	U		



8A  
VOLATILE INTERNAL STANDARD AREA AND RT SUMMARY

Lab Name: MITKEM CORPORATION Contract: \_\_\_\_\_  
 Lab Code: MITKEM Case No.: \_\_\_\_\_ SAS No.: \_\_\_\_\_ SDG No.: MD0618  
 EPA Sample No. (VSTD050##): VSTD0506R Date Analyzed: 06/01/05  
 Lab File ID (Standard): V6D6371 Time Analyzed: 1305  
 Instrument ID: V6 Heated Purge: (Y/N) N  
 GC Column: DB-624 ID: 0.25 (mm)

	IS1 (BCM) AREA #	RT #	IS2 (DFB) AREA #	RT #	IS3 (CBZ) AREA #	RT #
=====	=====	=====	=====	=====	=====	=====
12 HOUR STD	348403	4.70	1683392	5.79	1592843	9.30
UPPER LIMIT	696806	5.20	3366784	6.29	3185686	9.80
LOWER LIMIT	174202	4.20	841696	5.29	796422	8.80
=====	=====	=====	=====	=====	=====	=====
EPA SAMPLE						
=====	=====	=====	=====	=====	=====	=====
01 VBLK6R	315175	4.70	1394463	5.79	1340733	9.30
02 TRIP	302310	4.70	1337729	5.79	1253709	9.30
03						
04						
05						
06						
07						
08						
09						
10						
11						
12						
13						
14						
15						
16						
17						
18						
19						
20						
21						
22						

IS1 (BCM) = Bromochloromethane  
 IS2 (DFB) = 1,4-Difluorobenzene  
 IS3 (CBZ) = Chlorobenzene-d5

AREA UPPER LIMIT = +100% of internal standard area  
 AREA LOWER LIMIT = - 50% of internal standard area  
 RT UPPER LIMIT = + 0.50 minutes of internal standard RT  
 RT LOWER LIMIT = - 0.50 minutes of internal standard RT

# Column used to flag values outside QC limits with an asterisk.  
 \* Values outside of QC limits

8A  
VOLATILE INTERNAL STANDARD AREA AND RT SUMMARY

Lab Name: MITKEM CORPORATION Contract: \_\_\_\_\_  
 Lab Code: MITKEM Case No.: \_\_\_\_\_ SAS No.: \_\_\_\_\_ SDG No.: MD0618  
 EPA Sample No. (VSTD050##): VSTD0506T Date Analyzed: 06/02/05  
 Lab File ID (Standard): V6D6391 Time Analyzed: 0937  
 Instrument ID: V6 Heated Purge: (Y/N) N  
 GC Column: DB-624 ID: 0.25 (mm)

	IS1 (BCM) AREA #	RT #	IS2 (DFB) AREA #	RT #	IS3 (CBZ) AREA #	RT #
=====	=====	=====	=====	=====	=====	=====
12 HOUR STD	362447	4.69	1685950	5.80	1624290	9.31
UPPER LIMIT	724894	5.19	3371900	6.30	3248580	9.81
LOWER LIMIT	181224	4.19	842975	5.30	812145	8.81
=====	=====	=====	=====	=====	=====	=====
EPA SAMPLE						
=====	=====	=====	=====	=====	=====	=====
01 VBLK6T	299792	4.70	1323413	5.79	1270109	9.30
02 V6TLCS	321435	4.70	1536523	5.79	1450342	9.31
03 MW-01	372783	4.71	1786762	5.80	1691301	9.31
04 MW-03	383068	4.70	1854118	5.80	1761284	9.31
05 MW-04	402623	4.70	1945425	5.80	1863196	9.31
06 MW-05	391080	4.70	1872677	5.80	1737262	9.30
07 MW-06	360040	4.71	1542314	5.80	1608285	9.31
08 MW-07	375891	4.70	1738461	5.80	1755298	9.31
09 PW-3	365712	4.70	1836665	5.80	1757972	9.31
10						
11						
12						
13						
14						
15						
16						
17						
18						
19						
20						
21						
22						

IS1 (BCM) = Bromochloromethane  
 IS2 (DFB) = 1,4-Difluorobenzene  
 IS3 (CBZ) = Chlorobenzene-d5

AREA UPPER LIMIT = +100% of internal standard area  
 AREA LOWER LIMIT = - 50% of internal standard area  
 RT UPPER LIMIT = + 0.50 minutes of internal standard RT  
 RT LOWER LIMIT = - 0.50 minutes of internal standard RT

# Column used to flag values outside QC limits with an asterisk.  
 \* Values outside of QC limits

8A  
VOLATILE INTERNAL STANDARD AREA AND RT SUMMARY

Lab Name: MITKEM CORPORATION Contract: \_\_\_\_\_  
 Lab Code: MITKEM Case No.: \_\_\_\_\_ SAS No.: \_\_\_\_\_ SDG No.: MD0618  
 EPA Sample No. (VSTD050##): VSTD0506V Date Analyzed: 06/03/05  
 Lab File ID (Standard): V6D6421 Time Analyzed: 1151  
 Instrument ID: V6 Heated Purge: (Y/N) N  
 GC Column: DB-624 ID: 0.25 (mm)

	IS1 (BCM) AREA #	RT #	IS2 (DFB) AREA #	RT #	IS3 (CBZ) AREA #	RT #
=====	=====	=====	=====	=====	=====	=====
12 HOUR STD	407601	4.70	1978231	5.79	1893817	9.30
UPPER LIMIT	815202	5.20	3956462	6.29	3787634	9.80
LOWER LIMIT	203801	4.20	989116	5.29	946909	8.80
=====	=====	=====	=====	=====	=====	=====
EPA SAMPLE						
=====	=====	=====	=====	=====	=====	=====
01 VBLK6V	395153	4.70	1855428	5.79	1692318	9.31
02 MW-01MS	377591	4.70	1758294	5.79	1627128	9.30
03 MW-01MSD	373522	4.70	1661450	5.80	1619083	9.31
04 MW-06DL	397696	4.71	1892397	5.80	1807380	9.30
05 MW-03DL	405562	4.71	1865381	5.80	1843799	9.31
06 MW-04DL	393737	4.71	1792066	5.80	1713777	9.31
07 MW-07DL	409844	4.71	1901301	5.80	1839459	9.31
08 PW-3DL	438570	4.70	1977925	5.80	1893653	9.31
09 MW-7	396809	4.70	1856694	5.80	1881669	9.31
10						
11						
12						
13						
14						
15						
16						
17						
18						
19						
20						
21						
22						

IS1 (BCM) = Bromochloromethane  
 IS2 (DFB) = 1,4-Difluorobenzene  
 IS3 (CBZ) = Chlorobenzene-d5

AREA UPPER LIMIT = +100% of internal standard area  
 AREA LOWER LIMIT = - 50% of internal standard area  
 RT UPPER LIMIT = + 0.50 minutes of internal standard RT  
 RT LOWER LIMIT = - 0.50 minutes of internal standard RT

# Column used to flag values outside QC limits with an asterisk.  
 \* Values outside of QC limits

8A  
VOLATILE INTERNAL STANDARD AREA AND RT SUMMARY

Lab Name: MITKEM CORPORATION Contract: \_\_\_\_\_  
 Lab Code: MITKEM Case No.: \_\_\_\_\_ SAS No.: \_\_\_\_\_ SDG No.: MD0618  
 EPA Sample No. (VSTD050##): VSTD0506X Date Analyzed: 06/06/05  
 Lab File ID (Standard): V6D6451 Time Analyzed: 0940  
 Instrument ID: V6 Heated Purge: (Y/N) N  
 GC Column: DB-624 ID: 0.25 (mm)

	IS1 (BCM) AREA #	RT #	IS2 (DFB) AREA #	RT #	IS3 (CBZ) AREA #	RT #
=====	=====	=====	=====	=====	=====	=====
12 HOUR STD	396775	4.70	1946418	5.79	1808101	9.30
UPPER LIMIT	793550	5.20	3892836	6.29	3616202	9.80
LOWER LIMIT	198388	4.20	973209	5.29	904051	8.80
=====	=====	=====	=====	=====	=====	=====
EPA SAMPLE						
=====	=====	=====	=====	=====	=====	=====
01 VBLK6X	385079	4.70	1708512	5.80	1636551	9.31
02 RIN-3	367640	4.70	1609500	5.80	1554268	9.31
03						
04						
05						
06						
07						
08						
09						
10						
11						
12						
13						
14						
15						
16						
17						
18						
19						
20						
21						
22						

IS1 (BCM) = Bromochloromethane  
 IS2 (DFB) = 1,4-Difluorobenzene  
 IS3 (CBZ) = Chlorobenzene-d5

AREA UPPER LIMIT = +100% of internal standard area  
 AREA LOWER LIMIT = - 50% of internal standard area  
 RT UPPER LIMIT = + 0.50 minutes of internal standard RT  
 RT LOWER LIMIT = - 0.50 minutes of internal standard RT

# Column used to flag values outside QC limits with an asterisk.  
 \* Values outside of QC limits

8A  
VOLATILE INTERNAL STANDARD AREA AND RT SUMMARY

Lab Name: MITKEM CORPORATION Contract: \_\_\_\_\_  
 Lab Code: MITKEM Case No.: \_\_\_\_\_ SAS No.: \_\_\_\_\_ SDG No.: MD0618  
 EPA Sample No. (VSTD050##): VSTD0506Y Date Analyzed: 06/07/05  
 Lab File ID (Standard): V6D6481 Time Analyzed: 0957  
 Instrument ID: V6 Heated Purge: (Y/N) N  
 GC Column: DB-624 ID: 0.25 (mm)

	IS1 (BCM) AREA #	RT #	IS2 (DFB) AREA #	RT #	IS3 (CBZ) AREA #	RT #
=====	=====	=====	=====	=====	=====	=====
12 HOUR STD	404445	4.70	1915235	5.79	1812708	9.30
UPPER LIMIT	808890	5.20	3830470	6.29	3625416	9.80
LOWER LIMIT	202223	4.20	957618	5.29	906354	8.80
=====	=====	=====	=====	=====	=====	=====
EPA SAMPLE						
=====	=====	=====	=====	=====	=====	=====
01 VBLK6Y	407293	4.70	1825414	5.80	1727582	9.31
02 MW-7DL	387685	4.70	1732930	5.80	1725656	9.31
03						
04						
05						
06						
07						
08						
09						
10						
11						
12						
13						
14						
15						
16						
17						
18						
19						
20						
21						
22						

IS1 (BCM) = Bromochloromethane  
 IS2 (DFB) = 1,4-Difluorobenzene  
 IS3 (CBZ) = Chlorobenzene-d5

AREA UPPER LIMIT = +100% of internal standard area  
 AREA LOWER LIMIT = - 50% of internal standard area  
 RT UPPER LIMIT = + 0.50 minutes of internal standard RT  
 RT LOWER LIMIT = - 0.50 minutes of internal standard RT

# Column used to flag values outside QC limits with an asterisk.  
 \* Values outside of QC limits

8A  
VOLATILE INTERNAL STANDARD AREA AND RT SUMMARY

Lab Name: MITKEM CORPORATION Contract: \_\_\_\_\_  
 Lab Code: MITKEM Case No.: \_\_\_\_\_ SAS No.: \_\_\_\_\_ SDG No.: MD0618  
 EPA Sample No. (VSTD050##): VSTD0506Q Date Analyzed: 06/23/05  
 Lab File ID (Standard): V6D6821 Time Analyzed: 0925  
 Instrument ID: V6 Heated Purge: (Y/N) N  
 GC Column: DB-624 ID: 0.25 (mm)

	IS1 (BCM) AREA #	RT #	IS2 (DFB) AREA #	RT #	IS3 (CBZ) AREA #	RT #
=====	=====	=====	=====	=====	=====	=====
12 HOUR STD	413876	4.70	1993213	5.80	1836028	9.31
UPPER LIMIT	827752	5.20	3986426	6.30	3672056	9.81
LOWER LIMIT	206938	4.20	996607	5.30	918014	8.81
=====	=====	=====	=====	=====	=====	=====
EPA SAMPLE						
=====	=====	=====	=====	=====	=====	=====
01 VBLK6Q	388547	4.70	1755232	5.79	1607853	9.30
02 MW-07DL1	425096	4.71	1942196	5.80	1794608	9.31
03 PW-3DL1	424318	4.70	1925715	5.80	1851386	9.31
04 VHBLK6Q	396684	4.70	1877373	5.80	1746713	9.31
05						
06						
07						
08						
09						
10						
11						
12						
13						
14						
15						
16						
17						
18						
19						
20						
21						
22						

IS1 (BCM) = Bromochloromethane  
 IS2 (DFB) = 1,4-Difluorobenzene  
 IS3 (CBZ) = Chlorobenzene-d5

AREA UPPER LIMIT = +100% of internal standard area  
 AREA LOWER LIMIT = - 50% of internal standard area  
 RT UPPER LIMIT = + 0.50 minutes of internal standard RT  
 RT LOWER LIMIT = - 0.50 minutes of internal standard RT

# Column used to flag values outside QC limits with an asterisk.  
 \* Values outside of QC limits

8B  
SEMIVOLATILE INTERNAL STANDARD AREA AND RT SUMMARY

Lab Name: MITKEM CORPORATION Contract: \_\_\_\_\_  
 Lab Code: MITKEM Case No.: \_\_\_\_\_ SAS No.: \_\_\_\_\_ SDG No.: MD0618  
 EPA Sample No. (SSTD050##): SSTD0501F Date Analyzed: 06/06/05  
 Lab File ID (Standard): S1E4631A Time Analyzed: 1503  
 Instrument ID: S1 GC Column: DB-5MS ID: 0.25 (mm)

	IS1 (DCB) AREA #	RT #	IS2 (NPT) AREA #	RT #	IS3 (ANT) AREA #	RT #
=====	=====	=====	=====	=====	=====	=====
12 HOUR STD	127578	4.88	498744	6.78	254985	9.52
UPPER LIMIT	255156	5.38	997488	7.28	509970	10.02
LOWER LIMIT	63789	4.38	249372	6.28	127493	9.02
=====	=====	=====	=====	=====	=====	=====
EPA SAMPLE NO.						
=====	=====	=====	=====	=====	=====	=====
01 SBLK1C	109736	4.88	408000	6.77	259279	9.52
02 S1CLCS	117602	4.88	381594	6.78	240565	9.52
03 MW-01	121368	4.87	414594	6.77	234845	9.51
04 MW-01MS	123569	4.88	446042	6.78	252740	9.52
05 MW-01MSD	115760	4.88	442423	6.78	234680	9.52
06 MW-06	108253	4.87	449072	6.78	253676	9.52
07 MW-07	119122	4.88	364770	6.78	209592	9.52
08 RIN-3	124391	4.88	502041	6.78	279057	9.52
09						
10						
11						
12						
13						
14						
15						
16						
17						
18						
19						
20						
21						
22						

IS1 (DCB) = 1,4-Dichlorobenzene-d4  
 IS2 (NPT) = Naphthalene-d8  
 IS3 (ANT) = Acenaphthene-d10

AREA UPPER LIMIT = +100% of internal standard area  
 AREA LOWER LIMIT = - 50% of internal standard area  
 RT UPPER LIMIT = + 0.50 minutes of internal standard RT  
 RT LOWER LIMIT = - 0.50 minutes of internal standard RT

# Column used to flag values outside QC limits with an asterisk.  
 \* Values outside of QC limits

8C  
SEMIVOLATILE INTERNAL STANDARD AREA AND RT SUMMARY

Lab Name: MITKEM CORPORATION Contract: \_\_\_\_\_  
 Lab Code: MITKEM Case No.: \_\_\_\_\_ SAS No.: \_\_\_\_\_ SDG No.: MD0618  
 EPA Sample No. (SSTD050##): SSTD0501F Date Analyzed: 06/06/05  
 Lab File ID (Standard): S1E4631A Time Analyzed: 1503  
 Instrument ID: S1 GC Column: DB-5MS ID: 0.25 (mm)

	IS4 (PHN) AREA #	RT #	IS5 (CRY) AREA #	RT #	IS6 (PRY) AREA #	RT #
=====	=====	=====	=====	=====	=====	=====
12 HOUR STD	463735	11.87	658771	16.08	479495	18.17
UPPER LIMIT	927470	12.37	1317542	16.58	958990	18.67
LOWER LIMIT	231868	11.37	329386	15.58	239748	17.67
=====	=====	=====	=====	=====	=====	=====
EPA SAMPLE NO.						
=====	=====	=====	=====	=====	=====	=====
01 SBLK1C	464748	11.86	469039	16.06	456732	18.17
02 S1CLCS	450695	11.87	458051	16.06	429299	18.16
03 MW-01	430319	11.86	446025	16.06	420022	18.17
04 MW-01MS	475156	11.87	456223	16.07	434672	18.16
05 MW-01MSD	468606	11.87	441610	16.06	453894	18.17
06 MW-06	415042	11.85	443581	16.07	371910	18.17
07 MW-07	426370	11.87	383397	16.07	413235	18.17
08 RIN-3	520682	11.86	500998	16.07	496406	18.17
09						
10						
11						
12						
13						
14						
15						
16						
17						
18						
19						
20						
21						
22						

IS4 (PHN) = Phenanthrene-d10  
 IS5 (CRY) = Chrysene-d12  
 IS6 (PRY) = Perylene-d12

AREA UPPER LIMIT = +100% of internal standard area  
 AREA LOWER LIMIT = - 50% of internal standard area  
 RT UPPER LIMIT = + 0.50 minutes of internal standard RT  
 RT LOWER LIMIT = - 0.50 minutes of internal standard RT

# Column used to flag values outside QC limits with an asterisk.  
 \* Values outside of QC limits



## Mitkem Corporation

### New York State Department of Environmental Conservation Sample Identification and Analytical Requirements Summary

Project Name: 5 HUNTS TOAD, JAMESTOWN

SDG: D0618

Customer Sample ID	Laboratory Sample ID	Analytical Requirements				
		VOA GC/MS Method #	SVOA GC/MS Method #	Pest/PCB Method #	Metals	Other
MW-01	D0618-01	ASP	ASP	ASP	ASP	SEE DATA
MW-03	D0618-02	ASP				
MW-04	D0618-03	ASP				
MW-05	D0618-04	ASP				
MW-06	D0618-05	ASP	ASP	ASP	ASP	SEE DATA
MW-07	D0618-06	ASP	ASP	ASP	ASP	SEE DATA
PW-3	D0618-07	ASP				SEE DATA
MW-7	D0618-08	ASP				SEE DATA
RIN-3	D0618-09	ASP	ASP	ASP	ASP	SEE DATA
TRIP	D0618-10	ASP				

NYASP 10/95

# Mitkem Corporation

## New York State Department of Environmental Conservation

### Sample Preparation and Analyses Summary Volatile (VOA) Analyses

Project Name: **5 HUNTS TOAD, JAMESTOWN**

SDG: **D0618**

Laboratory Sample ID	Matrix	Date Collected	Date Received by Lab	Date Extracted	Date Analyzed
D0618-01A	AQ	5/25/05	5/27/05	NA	6/2/05
D0618-01AMS	AQ	5/25/05	5/27/05		6/3/05
D0618-01AMSD	AQ	5/25/05	5/27/05		6/3/05
D0618-02A	AQ	5/25/05	5/27/05		6/2/05; 6/3/05
D0618-03A	AQ	5/25/05	5/27/05		6/2/05; 6/3/05
D0618-04A	AQ	5/25/05	5/27/05		6/2/05
D0618-05A	AQ	5/25/05	5/27/05		6/2/05; 6/3/05
D0618-06A	AQ	5/25/05	5/27/05		6/2/05; 6/3/05; 6/23/05
D0618-07A	AQ	5/25/05	5/27/05		6/2/05; 6/3/05; 6/23/05
D0618-08A	AQ	5/25/05	5/27/05		6/3/05
D0618-09A	AQ	5/25/05	5/27/05	↓	6/6/05
D0618-10A	AQ	5/25/05	5/27/05	NA	6/1/05

NYASP 10/95

## Mitkem Corporation

### New York State Department of Environmental Conservation

#### Sample Preparation and Analyses Summary Semivolatile (SVOA) Analyses

Project Name: **5 HUNTS TOAD, JAMESTOWN**

SDG: **D0618**

Laboratory Sample ID	Matrix	Date Collected	Date Received by Lab	Date Extracted	Date Analyzed
D0618-01B	AQ	5/25/05	5/27/05	5/31/05	6/6/05
D0618-01BMS	AQ	5/25/05	5/27/05	↓	↓
D0618-01BMSD	AQ	5/25/05	5/27/05		
D0618-05B	AQ	5/25/05	5/27/05		
D0618-06B	AQ	5/25/05	5/27/05		
D0618-09B	AQ	5/25/05	5/27/05	5/31/05	6/6/05

NYASP 10/95

## Mitkem Corporation

### New York State Department of Environmental Conservation

#### Sample Preparation and Analyses Summary

#### Pesticides/PCB Analyses

Project Name: **5 HUNTS TOAD, JAMESTOWN**

SDG: **D0618**

Laboratory Sample ID	Matrix	Date Collected	Date Received by Lab	Date Extracted	Date Analyzed
D0618-01B	AQ	5/25/05	5/27/05	5/31/05	6/2/05
D0618-01BMS	AQ	5/25/05	5/27/05	↓	↓
D0618-01BMSD	AQ	5/25/05	5/27/05		
D0618-05B	AQ	5/25/05	5/27/05		
D0618-06B	AQ	5/25/05	5/27/05		
D0618-09B	AQ	5/25/05	5/27/05	5/31/05	6/2/05

NYASP 10/95

# Mitkem Corporation

## New York State Department of Environmental Conservation

### Sample Preparation and Analyses Summary

#### Volatile (VOA) Analyses

Project Name: **5 HUNTS TOAD, JAMESTOWN**

SDG: **D0618**

Laboratory Sample ID	Matrix	Analytical Protocol	Extraction Method	Low/Medium Level	Dil/Conc Factor
D0618-01A	AQ	ASP	NA	Low	1
D0618-01AMS	AQ	ASP			1
D0618-01AMSD	AQ	ASP			1
D0618-02A	AQ	ASP			1, 20
D0618-03A	AQ	ASP			1, 20
D0618-04A	AQ	ASP			1
D0618-05A	AQ	ASP			1, 10
D0618-06A	AQ	ASP			1, 50, 100
D0618-07A	AQ	ASP			1, 200, 800
D0618-08A	AQ	ASP			1, 1000
D0618-09A	AQ	ASP	↓	↓	1
D0618-10A	AQ	ASP	NA	Low	1

NYASP 10/95

## Mitkem Corporation

New York State Department of Environmental Conservation

## Sample Preparation and Analyses Summary

### Semivolatile (SVOA) Analyses

Project Name: **5 HUNTS TOAD, JAMESTOWN**

SDG: D0618

[illegible]

NYASP 10/95

## Mitkem Corporation

### New York State Department of Environmental Conservation

#### Sample Preparation and Analyses Summary Pesticides/PCB Analyses

Project Name: **5 HUNTS TOAD, JAMESTOWN**

SDG: **D0618**

Laboratory Sample ID	Matrix	Analytical Protocol	Extraction Method	Auxiliary Cleanup	Dil/Conc Factor
D0618-01B	AQ	ASP	3510C	Florisil / Sulfur	1
D0618-01BMS	AQ	ASP	↓	↓	↓
D0618-01BMSD	AQ	ASP			
D0618-05B	AQ	ASP			
D0618-06B	AQ	ASP			
D0618-09B	AQ	ASP	3510C	Florisil / Sulfur	1

NYASP 10/95

## Mitkem Corporation

### New York State Department of Environmental Conservation

#### Sample Preparation and Analyses Summary Inorganic Analyses

Project Name: 5 HUNTS TOAD, JAMESTOWN

SDG: D0618

Laboratory Sample ID	Matrix	Metals Requested	Date Received by Lab	Date Analyzed
D0618-01C	AQ	ASP	5/27/05	6/3/05 - 6/7/05
D0618-01CMS	AQ	ASP	5/27/05	↓
D0618-01CMSD	AQ	ASP	5/27/05	
D0618-05C	AQ	ASP	5/27/05	
D0618-06C	AQ	ASP	5/27/05	
D0618-09C	AQ	ASP	5/27/05	6/3/05 - 6/7/05

NYASP 10/95



Analytical Data Package for Day Environmental, Inc.

Client Project No.: 5 Hunt Road, Jamestown, NY

Mitkem Work Order ID: D0618

June 27, 2005

Prepared For: Day Environmental, Inc.  
40 Commercial Street  
Rochester, NY 14614  
Attn: Mr. Jeff Danzinger

Prepared By: Mitkem Corporation  
175 Metro Center Boulevard  
Warwick, RI 02886  
(401) 732-3400

## SDG Narrative

Mitkem Corporation submits the enclosed data package in response to Day Environmental Inc.'s 5 Hunt Road, Jamestown, NY project. Under this deliverable, analysis results are presented for ten aqueous samples that were received on May 27, 2005. Analyses were performed per specifications in the project's contract and the chain of custody forms. Please note that the temperature of the sample-shipping coolers were noted to be 8 degrees C, above the normal range of 2-6 degrees C. This was communicated to the client, who approved proceeding with the analyses. Following the narrative is the Mitkem Work Order for cross-referencing client sample ID with laboratory sample ID.

The analyses were performed and reported per NYSDEC ASP (2000 update) requirement for Category B deliverable with the exception of total petroleum hydrocarbons. The analysis results for total petroleum hydrocarbons are presented in the standard Mitkem format with supporting raw data.

The following observation and/or deviations are observed for the following analyses:

### 1. Overall observation:

Where needed, manual integrations were performed to improve data quality. The corrections were reviewed and associated hardcopies generated and reported as required. Manual integrations are coded to provide the data reviewer justification for such action. The codes are labeled on the ion chromatogram signal (GC/MS signal) and chromatogram for GC based analysis as follows:

- M1 peak tailing or fronting.
- M2 peak co-elution.
- M3 rising or falling baseline.
- M4 retention time shift.
- M5 miscellaneous – under this category, the justification is explained.

The enclosed report includes the originals of all data with the exception of logbook pages and certain initial calibrations. Photocopies of logbook pages are included, with the originals maintained on file at the laboratory. The originals of initial calibrations that are shared among several cases are maintained on file at the laboratory, with photocopies included in the data package.

## 2. Volatiles Analysis:

Trap used for instrument V6: OI Analytical #10 trap containing 8 cm each of Tenax, silica gel and carbon molecular sieve.

GC column used: 30 m x 0.25 mm id (1.4 um film thickness) DB-624 capillary column.

The aqueous samples were acid preserved; pH <2.

Alkanes were determined as part of TIC. The alkanes are reported in the Alkane Narrative Report following the SDG Narrative.

Surrogate recovery: recoveries were within the QC limits with the exception of marginally low recovery of toluene-d8 in sample MW-06 and MW-7. The samples were re-analyzed with at dilution with surrogate recoveries within the QC limits. Toluene-d8 and bromofluorobenzene were recovered low in the second diluted analyses for samples MW-07 and PW-3. Surrogate recoveries were within the QC limits in the initial and first diluted analysis.

Lab control sample: spike recoveries were within the QC limits.

Matrix spike/matrix spike duplicate: duplicate matrix spikes were performed on sample MW-01. Spike recoveries were within the QC limits with the exception of high recovery of toluene in the matrix spike and high recovery of benzene and toluene in the matrix spike duplicate. Replicate RPDs were within the QC limits.

Sample analysis: due to high concentration of target analytes, the following samples were re-analyzed at dilution: MW-03 (20x), MW-04 (20x), MW-06 (10x), MW-07 (50x), MW-7 (1000x) and PW-3 (200x). Due to the concentration of tetrachloroethene and/or cis-1,2-dichloroethene exceeding the instrument calibration range, the following samples were further re-analyzed at dilution: MW-07 (100x) and PW-3 (800x). The suffix "DL1" is appended to the sample IDs, indicating the second analysis at dilution. The diluted analysis for sample MW-7 and the second diluted analysis for samples MW-07 and PW-3 were performed outside of hold time. The initial analysis and initial dilution were performed within hold time. No other unusual observation was made for the analysis.

## 3. Semivolatile Analysis:

GC column: 30 m x 0.25 mm id (0.5 um film thickness) DB-5MS capillary column

Surrogate recovery: recoveries were within the QC limits with the exception of high recovery of several surrogates in all the samples including the method blank and lab control sample. Due to analyst oversight, sample 55FB0526 and the associated QC samples were mis-spiked. The samples were spiked with a surrogate spike solution that did not contain the two advisory surrogates, 2-chlorophenol-d4 and 1,2-dichlorobenzene-d4. The samples were not re-extracted due to insufficient sample volume.

Lab control sample: spike recoveries were within the QC limits with the exception of high recovery of 4-chloro-3-methylphenol, 4-nitrophenol, 2, 4-dinitrotoluene and pyrene.

Matrix spike/matrix spike duplicate: duplicate matrix spikes were performed on sample MW-01. Spike recoveries were within the QC limits with the exception of high recovery of 4-chloro-3-methylphenol, 4-nitrophenol, pentachlorophenol and pyrene in the matrix spike and 4-chloro-3-methylphenol, 4-nitrophenol, 2, 4-dinitrotoluene, pentachlorophenol and pyrene in the matrix spike duplicate. Replicate RPDs were within the QC limits.

Sample analysis: no other unusual observation was made for the analysis.

#### 4. Pesticides/PCB Analysis:

GC column used: 30 m x 0.53 mm id (0.5 um film thickness) CLPPest and 30 m x 0.53 mm id (0.42 um film thickness) CLPPestII megabore columns

Surrogate recovery: recoveries were within the QC limits.

Lab control sample: spike recoveries were within the QC limits.

Matrix spike/matrix spike duplicate: duplicate matrix spikes were performed on sample MW-01. Spike recoveries and replicate RPDs were within the QC limits.

Sample analysis: no unusual observation was made for the analysis.

#### 5. Total Petroleum Hydrocarbon Analysis:

Surrogate recovery: recovery was within the QC limits.

Lab control sample/lab control sample duplicate: spike recovery and replicate RPD were within the QC limits.

Sample analysis: sample MW-07 contains resolved and unresolved peaks in the retention time range for a low boiling point product such as kerosene or jet fuel. Sample PW-3 contains

TPH consisting of a primarily a single large peak. This indicates a single chemical component, rather than a petroleum product, which is a complex mixture of a large number of chemical components. Sample MW-7 does not contain sufficient hydrocarbons to identify a petroleum product. No other unusual observation was made for the analysis.

#### 6. Metals Analysis:

Mercury was analyzed using a Perkin Elmer Model 100 FIMS cold vapor atomic absorption analyzer. The other elements were analyzed using either a Perkin Elmer Model 3100XL Optima or a Perkin Elmer Model 4300DV ICAP.

Lab control sample: spike recovery was within the QC limits.

Matrix spike: matrix spike was performed on sample MW-01. Spike recoveries were within the QC limits with the exception of antimony, selenium and silver. These elements are flagged with an "N" on the data report forms. A post digest spike was performed and reported for antimony and selenium. Per the method, a post digest spike is not required for silver. The spike recovery for aluminum, iron, manganese and lead could not be accurately determined, as the sample concentration was significantly greater than the spike concentration. When the sample concentration is more than four times the spike concentration, it tends to obscure the relatively smaller spike amount; control limits do not apply in this circumstance.

Matrix duplicate: matrix duplicate was performed on sample MW-01. Replicate RPDs were within the QC limits.

Sample analysis: serial dilution was performed on sample MW-01 with replicate RPDs within the QC limits with the exception of barium, cobalt, iron, lead, magnesium, manganese, nickel, vanadium and zinc. These elements are qualified with an "E" on the data report forms. This is could be due to matrix interference from the high concentration of salts in the sample. No other unusual observation was made for the analysis.

#### 7. Cyanide Analysis:

The cyanide samples were prepared using minidistill apparatus by Kontes. The resultant distillates were analyzed using a Lachat QuikChem 8000 autoanalyzer.

Lab control sample: spike recovery was within the QC limits.

Matrix spike: matrix spike was performed on sample MW-01. Spike recovery was within the QC limits.

Matrix duplicate: matrix duplicate was performed on sample MW-01. Replicate RPD was within the QC limits.

Sample analysis: no unusual observation was made for the analysis.

All pages in this report have been numbered consecutively, starting with the title page and ending with a page saying only "Last Page of Data Report".

I certify that this data package is in compliance, both technically and for completeness, for other than the conditions detailed above. Release of the data contained in this hardcopy data package has been authorized by the laboratory manager or his designee, as verified by the following signature.

A handwritten signature in black ink, appearing to read 'Agnes Ng' with a stylized flourish at the end.

Agnes Ng  
CLP Project Manager  
06/27/05

ALKANE NARRATIVE REPORT  
Report date : 06/24/2005  
SDG: MD0618

Client Sample ID: PW-3	Lab Sample ID: D0618-07A	File ID: V6D6409
Compound	RT	Est. Conc. Q
-----		
Cyclic Alkane	14.20	12 J

Client ID: DAY

Project: Jamestown

Location: 5 HUNTS ROAD, JAMESTOWN

Comments: N/A

Case:

SDG:

PO: 3563S-04

Report Level: ASP-B

EDD:

HC Due: 06/17/05

Fax Due:

Sample ID	Client Sample ID	Collection Date	Date Received	Matrix	Test Code	Lab Test Comments	Iold	MS	SEL	Storage
D0618-01A	MW-01	05/25/05 09:50	05/27/05	Aqueous	OLM4.2_VOA_W	NYS CLP - ADD LCS	<input type="checkbox"/>	<input checked="" type="checkbox"/>	<input type="checkbox"/>	VOA
D0618-01B	MW-01	05/25/05 09:50	05/27/05	Aqueous	OLM4.2_PP_W	NYS CLP - ADD LCS	<input type="checkbox"/>	<input checked="" type="checkbox"/>	<input type="checkbox"/>	J1
					OLM4.2_SVOA_W	NYS CLP - ADD LCS	<input type="checkbox"/>	<input checked="" type="checkbox"/>	<input type="checkbox"/>	J1
D0618-01C	MW-01	05/25/05 09:50	05/27/05	Aqueous	ILM4.1_HG_W	ILM	<input type="checkbox"/>	<input checked="" type="checkbox"/>	<input type="checkbox"/>	M3
					ILM4.1_JCP_W	ILM	<input type="checkbox"/>	<input checked="" type="checkbox"/>	<input checked="" type="checkbox"/>	M3
D0618-01D	MW-01	05/25/05 09:50	05/27/05	Aqueous	ILM4.1_CN_W		<input type="checkbox"/>	<input checked="" type="checkbox"/>	<input type="checkbox"/>	J1
D0618-02A	MW-03	05/25/05 13:12	05/27/05	Aqueous	OLM4.2_VOA_W	NYS CLP - ADD LCS	<input type="checkbox"/>	<input type="checkbox"/>	<input type="checkbox"/>	VOA
D0618-03A	MW-04	05/25/05 12:59	05/27/05	Aqueous	OLM4.2_VOA_W	NYS CLP - ADD LCS	<input type="checkbox"/>	<input type="checkbox"/>	<input type="checkbox"/>	VOA
D0618-04A	MW-05	05/25/05 12:50	05/27/05	Aqueous	OLM4.2_VOA_W	NYS CLP - ADD LCS	<input type="checkbox"/>	<input type="checkbox"/>	<input type="checkbox"/>	VOA
D0618-05A	MW-06	05/25/05 13:08	05/27/05	Aqueous	OLM4.2_VOA_W	NYS CLP - ADD LCS	<input type="checkbox"/>	<input type="checkbox"/>	<input type="checkbox"/>	VOA
D0618-05B	MW-06	05/25/05 13:08	05/27/05	Aqueous	OLM4.2_PP_W	NYS CLP - ADD LCS	<input type="checkbox"/>	<input type="checkbox"/>	<input type="checkbox"/>	J1

Client Rep: Agnes R Ng

Page 1 of 3



Client ID: DAY

Case:

Report Level: ASP-B

Project: Jamestown

SDG:

EDD:

Location: 5 HUNTS ROAD, JAMESTOWN

PO: 3563S-04

HC Due: 06/17/05

Comments: N/A

Fax Due:

Sample ID	Client Sample ID	Collection Date	Date Received	Matrix	Test Code	Lab Test Comments	Iold	MS	SEL	Storage
D0618-05B	MW-06	05/25/05 13:08	05/27/05	Aqueous	OLM4.2_SVOA_W	NYS CLP - ADD LCS	<input type="checkbox"/>	<input type="checkbox"/>	<input type="checkbox"/>	J1
D0618-05C	MW-06	05/25/05 13:08	05/27/05	Aqueous	ILM4.1_HG_W	ILM	<input type="checkbox"/>	<input type="checkbox"/>	<input type="checkbox"/>	M3
					ILM4.1_JCP_W	ILM	<input type="checkbox"/>	<input type="checkbox"/>	<input checked="" type="checkbox"/>	M3
D0618-05D	MW-06	05/25/05 13:08	05/27/05	Aqueous	ILM4.1_CN_W		<input type="checkbox"/>	<input type="checkbox"/>	<input type="checkbox"/>	J1
D0618-06A	MW-07	05/25/05 14:07	05/27/05	Aqueous	OLM4.2_VOA_W	NYS CLP - ADD LCS	<input type="checkbox"/>	<input type="checkbox"/>	<input type="checkbox"/>	VOA
D0618-06B	MW-07	05/25/05 14:07	05/27/05	Aqueous	OLM4.2_PP_W	NYS CLP - ADD LCS	<input type="checkbox"/>	<input type="checkbox"/>	<input type="checkbox"/>	J1
					OLM4.2_SVOA_W	NYS CLP - ADD LCS	<input type="checkbox"/>	<input type="checkbox"/>	<input type="checkbox"/>	J1
					TPH_W	plus fingerprint, method 310.	<input type="checkbox"/>	<input type="checkbox"/>	<input type="checkbox"/>	J1
D0618-06C	MW-07	05/25/05 14:07	05/27/05	Aqueous	ILM4.1_HG_W	ILM	<input type="checkbox"/>	<input type="checkbox"/>	<input type="checkbox"/>	M3
					ILM4.1_JCP_W	ILM	<input type="checkbox"/>	<input type="checkbox"/>	<input checked="" type="checkbox"/>	M3
D0618-06D	MW-07	05/25/05 14:07	05/27/05	Aqueous	ILM4.1_CN_W		<input type="checkbox"/>	<input type="checkbox"/>	<input type="checkbox"/>	J1
D0618-07A	PW-3	05/25/05 14:19	05/27/05	Aqueous	OLM4.2_VOA_W	NYS CLP - ADD LCS	<input type="checkbox"/>	<input type="checkbox"/>	<input type="checkbox"/>	VOA

Client Rep: Agnes R Ng

Page 2 of 3

Client ID: DAY

Project: Jamestown

Location: 5 HUNTS ROAD, JAMESTOWN

Comments: N/A

Case:

SDG:

PO: 3563S-04

Report Level: ASP-B

EDD:

HC Due: 06/17/05

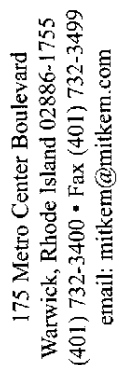
Fax Due:

Sample ID	Client Sample ID	Collection Date	Date Received	Matrix	Test Code	Lab Test Comments	lot	MS	SEL	Storage
D0618-07B	PW-3	05/25/05 14:19	05/27/05	Aqueous	TPH_W	plus fingerprint, method 310.	<input type="checkbox"/>	<input type="checkbox"/>	<input type="checkbox"/>	J1
D0618-08A	MW-7	05/25/05 14:29	05/27/05	Aqueous	OLM4.2_VOA_W	NYS CLP - ADD LCS	<input type="checkbox"/>	<input type="checkbox"/>	<input type="checkbox"/>	VOA
D0618-08B	MW-7	05/25/05 14:29	05/27/05	Aqueous	TPH_W	plus fingerprint, method 310.	<input type="checkbox"/>	<input type="checkbox"/>	<input type="checkbox"/>	J1
D0618-09A	RIN-3	05/25/05 13:41	05/27/05	Aqueous	OLM4.2_VOA_W	NYS CLP - ADD LCS	<input type="checkbox"/>	<input type="checkbox"/>	<input type="checkbox"/>	VOA
D0618-09B	RIN-3	05/25/05 13:41	05/27/05	Aqueous	OLM4.2_PP_W	NYS CLP - ADD LCS	<input type="checkbox"/>	<input type="checkbox"/>	<input type="checkbox"/>	J1
					OLM4.2_SVOA_W	NYS CLP - ADD LCS	<input type="checkbox"/>	<input type="checkbox"/>	<input type="checkbox"/>	J1
D0618-09C	RIN-3	05/25/05 13:41	05/27/05	Aqueous	ILM4.1_HG_W	ILM	<input type="checkbox"/>	<input type="checkbox"/>	<input type="checkbox"/>	M3
					ILM4.1_ICP_W	ILM	<input type="checkbox"/>	<input type="checkbox"/>	<input checked="" type="checkbox"/>	M3
D0618-09D	RIN-3	05/25/05 13:41	05/27/05	Aqueous	ILM4.1_CN_W		<input type="checkbox"/>	<input type="checkbox"/>	<input type="checkbox"/>	J1
D0618-10A	TRIP	05/25/05 00:00	05/27/05	Aqueous	OLM4.2_VOA_W	NYS CLP - ADD LCS	<input type="checkbox"/>	<input type="checkbox"/>	<input type="checkbox"/>	VOA

Client Rep: Agnes R Ng

Page 3 of 3

## Sample Transmittal Documentation

Page 1 of 1

REPORT TO:						INVOICE TO:							
COMPANY DAY ENVIRONMENTAL INC.			PHONE 808 454 0210			COMPANY SAME			PHONE			LAB PROJECT #:	
NAME DAN NOLL			FAX 808 454 0225						FAX			TURNAROUND TIME: STANDARD	
ADDRESS 40 COMMERCIAL ST.									CITY/STATE/ZIP				
CITY/STATE/ZIP Rochester NY 14614									REQUESTED ANALYSES				
CLIENT PROJECT NAME: S Hunt Rd., Jamestown NY			CLIENT PROJECT #: 35635-04			CLIENT P.O.#: 35635-04			COMMENTS				
SAMPLE IDENTIFICATION	DATE/TIME SAMPLED	COMPOSITE	GRAB	WATER	SOIL	OTHER	LAB ID	# OF CONTAINERS					
MW-01	5-25-05 / 0950	X	X	X			01	18	X				Please run MS/MSD
MW-03	5-25-05 / 1312	X	X	X			02	2	X				
MW-04	5-25-05 / 1259	X	X	X			03	2	X				
MW-05	5-25-05 / 1250	X	X	X			04	2	X				
MW-06	5-25-05 / 1308	X	X	X			05	6	X				
MW-07	5-25-05 / 1407	X	X	X			06	7	X	X			
PW-3	5-25-05 / 1419	X	X	X			07	3	X	X			
MW-7	5-25-05 / 1429	X	X	X			08	3	X	X			
Rin-3(5-25-05)	5-25-05 / 1341	X	X	X			09	6	X	X			
TBRP	/						10		X				
	/												
	/												
RELINQUISHED BY  Chad C Dink		DATE/TIME 5-26-05 / 1320		ACCEPTED BY FEDEX		DATE/TIME 5-26-05 / 1320		ADDITIONAL REMARKS: Category B data deliverables					
TS#		COOLER TEMP: 8°C/80°C											

WHITE: LABORATORY COPY

**YELLOW: REPORT COPY**

PINK: CLIENT'S COPY

**MITKEM CORPORATION**  
**Sample Condition Form**

Page 1 of 1

Received By: <u>ARN</u>		Reviewed By: <u>[Signature]</u>		Date: <u>5/27/05</u>		MITKEM Project #: <u>D0618</u>	
Client Project: <u>JAMES TOWN</u>				Client: <u>Day</u>			Soil Headspace or Air Bubbles ≥ 1/4"
		Lab Sample ID		Preservation (pH)		VOA Matrix	
Cooler Sealed <u>Yes</u> /No				HNO <sub>3</sub>	H <sub>2</sub> SO <sub>4</sub>	HCl	NaOH
		<u>D0618</u>	<u>01</u>	<u>L2</u>			<u>&gt;12</u>
			<u>02</u>				
1) Custody Seal(s)			<u>03</u>				
<u>Present</u> / Absent			<u>04</u>				
<u>Coolers</u> / Bottles			<u>05</u>	<u>L2</u>			<u>&gt;12</u>
<u>Intact</u> / Broken			<u>06</u>	<u>L2</u>			<u>&gt;12</u>
2) Custody Seal Number(s)			<u>07</u>				
			<u>08</u>				
		<u>↓</u>	<u>09</u>	<u>L2</u>			<u>&gt;12</u>
		<u>D0618</u>	<u>10</u>				<u>H</u>
3) Chain-of-Custody							
<u>Present</u> / Absent							
4) Cooler Temperature							
<u>8°C / 8°C</u>							
Coolant Condition							
<u>Ice - not enough</u>							
5) Airbill(s)							
<u>Present</u> / Absent							
Airbill Number(s)							
<u>FedEx</u>							
<u>8507 64 708029</u>							
6) Sample Bottles							
<u>Intact</u> / Broken / Leaking							
7) Date Received							
<u>5/27/05</u>							
8) Time Received							
<u>830</u>							
Preservative Name/Lot No:							

VOA Matrix Key:

**US** = Unpreserved Soil    **A** = Air

**UA** = Unpreserved Aqueo    **H** = HCl

**M/N** = MeOH & NaHSO<sub>4</sub>    **E** = Encore

**N** = NaHSO<sub>4</sub>    **M** = MeOH

See Sample Condition Notification/Corrective Action Form    yes / no

Rad OK    yes/ no

## Sample Condition Notification

Mitkem Project#: D0618Date of Receipt: 5/27/05Client: DayReceived By: ARNClient project #/name: James town

## Unusual Occurance Description:

Both coolers were received at 8°C.

## Client Contacted:

Contacted via: Phone/Fax/E-mailDate: 5-27-05 Time: \_\_\_\_\_Contacted By: BEOName of person contacted: Jeff Danziger

## Client Response:

Responded via: Phone/Fax/E-mailDate: 5-27-05Name of person responding: Jeff DanzigerResponding to: BEONote in narration - Arn sample

## Mitkem Action Taken:



\* Volatiles \*

2A  
WATER VOLATILE SYSTEM MONITORING COMPOUND RECOVERY

Lab Name: MITKEM CORPORATION Contract: \_\_\_\_\_

Lab Code: MITKEM Case No.: \_\_\_\_\_ SAS No.: \_\_\_\_\_ SDG No.: MD0618

	EPA SAMPLE NO.	SMC1 (TOL) #	SMC2 (BFB) #	SMC3 (DCE) #	OTHER	TOT OUT
	=====	=====	=====	=====	=====	=====
01	VBLK6R	103	87	99		0
02	TRIP	102	94	95		0
03	VBLK6T	102	96	98		0
04	V6TLCS	95	91	99		0
05	MW-01	88	92	84		0
06	MW-03	100	99	87		0
07	MW-04	94	99	86		0
08	MW-05	91	90	82		0
09	MW-06	84*	92	83		1
10	MW-07	89	96	83		0
11	PW-3	91	98	88		0
12	VBLK6V	100	93	94		0
13	MW-01MS	102	99	98		0
14	MW-01MSD	105	105	101		0
15	MW-06DL	98	98	101		0
16	MW-03DL	91	90	93		0
17	MW-04DL	96	96	98		0
18	MW-07DL	97	99	99		0
19	PW-3DL	90	88	87		0
20	MW-7	87*	91	93		1
21	VBLK6X	102	100	101		0
22	RIN-3	101	103	102		0
23	VBLK6Y	90	90	93		0
24	MW-7DL	92	90	98		0
25	VBLK6Q	97	92	94		0
26	MW-07DL1	86*	85*	86		2
27	PW-3DL1	83*	81*	86		2
28	VHBLK6Q	95	90	101		0
29						
30						

QC LIMITS

SMC1 (TOL) = Toluene-d8 (88-110)

SMC2 (BFB) = Bromofluorobenzene (86-115)

SMC3 (DCE) = 1,2-Dichloroethane-d4 (76-114)

# Column to be used to flag recovery values

\* Values outside of contract required QC limits



3A  
WATER VOLATILE MATRIX SPIKE/MATRIX SPIKE DUPLICATE RECOVERY

Lab Name: MITKEM CORPORATION Contract: \_\_\_\_\_  
 Lab Code: MITKEM Case No.: \_\_\_\_\_ SAS No.: \_\_\_\_\_ SDG No.: MD0618  
 Matrix Spike - EPA Sample No.: MW-01

COMPOUND	SPIKE ADDED (ug/L)	SAMPLE CONCENTRATION (ug/L)	MS CONCENTRATION (ug/L)	MS % REC #	QC. LIMITS REC.
1,1-Dichloroethene	50	0.0	55	110	61-145
Trichloroethene	50	0.0	58	116	71-120
Benzene	50	0.0	62	124	76-127
Toluene	50	0.0	64	128*	76-125
Chlorobenzene	50	0.0	64	128	75-130

COMPOUND	SPIKE ADDED (ug/L)	MSD CONCENTRATION (ug/L)	MSD % REC #	% RPD #	QC LIMITS RPD	REC.
1,1-Dichloroethene	50	55	110	0	14	61-145
Trichloroethene	50	60	120	3	14	71-120
Benzene	50	65	130*	5	11	76-127
Toluene	50	65	130*	2	13	76-125
Chlorobenzene	50	65	130	2	13	75-130

# Column to be used to flag recovery and RPD values with an asterisk

\* Values outside of QC limits

RPD: 0 out of 5 outside limits

Spike Recovery: 3 out of 10 outside limits

COMMENTS: \_\_\_\_\_

FORM 3  
WATER VOLATILE LAB CONTROL SAMPLE

Lab Name: MITKEM CORPORATION Contract: \_\_\_\_\_  
Lab Code: MITKEM Case No.: \_\_\_\_\_ SAS No.: \_\_\_\_\_ SDG No.: MD0618  
Matrix Spike - Sample No.: V6TLCS

COMPOUND	SPIKE ADDED (ug/L)	SAMPLE CONCENTRATION (ug/L)	LCS CONCENTRATION (ug/L)	LCS % REC #	QC. LIMITS REC.
=====	=====	=====	=====	=====	=====
1,1-Dichloroethene	50		56	112	61-145
Trichloroethene	50		55	110	71-120
Benzene	50		58	116	76-127
Toluene	50		61	122	76-125
Chlorobenzene	50		60	120	75-130

# Column to be used to flag recovery and RPD values with an asterisk

\* Values outside of QC limits

RPD: 0 out of 0 outside limits

Spike Recovery: 0 out of 5 outside limits

COMMENTS: \_\_\_\_\_  
\_\_\_\_\_

FORM III VOA

4A  
VOLATILE METHOD BLANK SUMMARY

EPA SAMPLE NO.

VBLK6R

Lab Name: MITKEM CORPORATION Contract: \_\_\_\_\_

Lab Code: MITKEM Case No.: \_\_\_\_\_ SAS No.: \_\_\_\_\_ SDG No.: MD0618

Lab File ID: V6D6373 Lab Sample ID: MB-18341

Date Analyzed: 06/01/05 Time Analyzed: 1418

GC Column: DB-624 ID: 0.25 (mm) Heated Purge: (Y/N) N

Instrument ID: V6

THIS METHOD BLANK APPLIES TO THE FOLLOWING SAMPLES, MS, and MSD:

	EPA SAMPLE NO.	LAB SAMPLE ID	LAB FILE ID	TIME ANALYZED
01	=====	=====	=====	=====
02	TRIP	D0618-10A	V6D6377	1730
03				
04				
05				
06				
07				
08				
09				
10				
11				
12				
13				
14				
15				
16				
17				
18				
19				
20				
21				
22				
23				
24				
25				
26				
27				
28				
29				
30				

COMMENTS: \_\_\_\_\_

\_\_\_\_\_

4A  
VOLATILE METHOD BLANK SUMMARY

EPA SAMPLE NO.

VBLK6T

Lab Name: MITKEM CORPORATION Contract: \_\_\_\_\_

Lab Code: MITKEM Case No.: \_\_\_\_\_ SAS No.: \_\_\_\_\_ SDG No.: MD0618

Lab File ID: V6D6392 Lab Sample ID: MB-18358

Date Analyzed: 06/02/05 Time Analyzed: 1035

GC Column: DB-624 ID: 0.25 (mm) Heated Purge: (Y/N) N

Instrument ID: V6

THIS METHOD BLANK APPLIES TO THE FOLLOWING SAMPLES, MS, and MSD:

	EPA SAMPLE NO.	LAB SAMPLE ID	LAB FILE ID	TIME ANALYZED
01	V6TLCS	LCS-18358	V6D6394	1146
02	MW-01	D0618-01A	V6D6401	1549
03	MW-03	D0618-02A	V6D6404	1711
04	MW-04	D0618-03A	V6D6405	1738
05	MW-05	D0618-04A	V6D6406	1805
06	MW-06	D0618-05A	V6D6407	1832
07	MW-07	D0618-06A	V6D6408	1900
08	PW-3	D0618-07A	V6D6409	1927
09				
10				
11				
12				
13				
14				
15				
16				
17				
18				
19				
20				
21				
22				
23				
24				
25				
26				
27				
28				
29				
30				

COMMENTS: \_\_\_\_\_

\_\_\_\_\_

4A  
VOLATILE METHOD BLANK SUMMARY

EPA SAMPLE NO.

VBLK6V

Lab Name: MITKEM CORPORATION Contract: \_\_\_\_\_

Lab Code: MITKEM Case No.: \_\_\_\_\_ SAS No.: \_\_\_\_\_ SDG No.: MD0618

Lab File ID: V6D6422 Lab Sample ID: MB-18379

Date Analyzed: 06/03/05 Time Analyzed: 1228

GC Column: DB-624 ID: 0.25 (mm) Heated Purge: (Y/N) N

Instrument ID: V6

THIS METHOD BLANK APPLIES TO THE FOLLOWING SAMPLES, MS, and MSD:

	EPA SAMPLE NO.	LAB SAMPLE ID	LAB FILE ID	TIME ANALYZED
	=====	=====	=====	=====
01	MW-01MS	D0618-01AMS	V6D6427	1623
02	MW-01MSD	D0618-01AMSD	V6D6428	1650
03	MW-06DL	D0618-05ADL	V6D6429	1718
04	MW-03DL	D0618-02ADL	V6D6430	1745
05	MW-04DL	D0618-03ADL	V6D6431	1813
06	MW-07DL	D0618-06ADL	V6D6432	1841
07	PW-3DL	D0618-07ADL	V6D6433	1908
08	MW-7	D0618-08A	V6D6434	1936
09				
10				
11				
12				
13				
14				
15				
16				
17				
18				
19				
20				
21				
22				
23				
24				
25				
26				
27				
28				
29				
30				

COMMENTS: \_\_\_\_\_

\_\_\_\_\_

4A  
VOLATILE METHOD BLANK SUMMARY

EPA SAMPLE NO.

VBLK6X

Lab Name: MITKEM CORPORATION Contract: \_\_\_\_\_

Lab Code: MITKEM Case No.: \_\_\_\_\_ SAS No.: \_\_\_\_\_ SDG No.: MD0618

Lab File ID: V6D6456 Lab Sample ID: MB-18399

Date Analyzed: 06/06/05 Time Analyzed: 1418

GC Column: DB-624 ID: 0.25 (mm) Heated Purge: (Y/N) N

Instrument ID: V6

THIS METHOD BLANK APPLIES TO THE FOLLOWING SAMPLES, MS, and MSD:

	EPA SAMPLE NO. =====	LAB SAMPLE ID =====	LAB FILE ID =====	TIME ANALYZED =====
01	RIN-3	D0618-09A	V6D6461	1744
02				
03				
04				
05				
06				
07				
08				
09				
10				
11				
12				
13				
14				
15				
16				
17				
18				
19				
20				
21				
22				
23				
24				
25				
26				
27				
28				
29				
30				

COMMENTS: \_\_\_\_\_

\_\_\_\_\_

4A  
VOLATILE METHOD BLANK SUMMARY

EPA SAMPLE NO.

VBLK6Y

Lab Name: MITKEM CORPORATION

Contract: \_\_\_\_\_

Lab Code: MITKEM Case No.: \_\_\_\_\_

SAS No.: \_\_\_\_\_ SDG No.: MD0618

Lab File ID: V6D6482

Lab Sample ID: MB-18423

Date Analyzed: 06/07/05

Time Analyzed: 1049

GC Column: DB-624 ID: 0.25 (mm)

Heated Purge: (Y/N) N

Instrument ID: V6

THIS METHOD BLANK APPLIES TO THE FOLLOWING SAMPLES, MS, and MSD:

	EPA SAMPLE NO. =====	LAB SAMPLE ID =====	LAB FILE ID =====	TIME ANALYZED =====
01	MW-7DL	D0618-08ADL	V6D6484	1207
02				
03				
04				
05				
06				
07				
08				
09				
10				
11				
12				
13				
14				
15				
16				
17				
18				
19				
20				
21				
22				
23				
24				
25				
26				
27				
28				
29				
30				

COMMENTS: \_\_\_\_\_  
\_\_\_\_\_

4A  
VOLATILE METHOD BLANK SUMMARY

EPA SAMPLE NO.

VBLK6Q

Lab Name: MITKEM CORPORATION Contract: \_\_\_\_\_  
 Lab Code: MITKEM Case No.: \_\_\_\_\_ SAS No.: \_\_\_\_\_ SDG No.: MD0618  
 Lab File ID: V6D6822 Lab Sample ID: MB-18686  
 Date Analyzed: 06/23/05 Time Analyzed: 1004  
 GC Column: DB-624 ID: 0.25 (mm) Heated Purge: (Y/N) N  
 Instrument ID: V6

THIS METHOD BLANK APPLIES TO THE FOLLOWING SAMPLES, MS, and MSD:

	EPA SAMPLE NO.	LAB SAMPLE ID	LAB FILE ID	TIME ANALYZED
01	MW-07DL1	D0618-06ADL1	V6D6826	1344
02	PW-3DL1	D0618-07ADL1	V6D6827	1412
03	VHBLK6Q	VHBLK6Q	V6D6834	1727
04				
05				
06				
07				
08				
09				
10				
11				
12				
13				
14				
15				
16				
17				
18				
19				
20				
21				
22				
23				
24				
25				
26				
27				
28				
29				
30				

COMMENTS: \_\_\_\_\_  
 \_\_\_\_\_



## 5A

Lab Name: MITKEM CORPORATION Contract: \_\_\_\_\_

Lab Code: MITKEM      Case No.:      SAS No.:      SDG No.: MD0618

Lab File ID: V6D6360 BFB Injection Date: 06/01/05

Instrument ID: V6 BFB Injection Time: 0942

GC Column: DB-624 ID: 0.25 (mm)

1-Value is % mass 174

2-Value is % mass 176

THIS CHECK APPLIES TO THE FOLLOWING SAMPLES, MS, MSD, BLANKS, AND STANDARDS:

	EPA SAMPLE NO.	LAB SAMPLE ID	LAB FILE ID	DATE ANALYZED	TIME ANALYZED
	=====	=====	=====	=====	=====
01	VSTD0506Q	VSTD0506Q	V6D6361	06/01/05	1012
02	VSTD0106Q	VSTD0106Q	V6D6362	06/01/05	1039
03	VSTD2006Q	VSTD2006Q	V6D6363	06/01/05	1107
04	VSTD1006Q	VSTD1006Q	V6D6364	06/01/05	1134
05	VSTD0206Q	VSTD0206Q	V6D6365	06/01/05	1202
06					
07					
08					
09					
10					
11					
12					
13					
14					
15					
16					
17					
18					
19					
20					
21					
22					

5A  
VOLATILE ORGANIC INSTRUMENT PERFORMANCE CHECK  
BROMOFLUOROBENZENE (BFB)

Lab Name: MITKEM CORPORATION Contract: \_\_\_\_\_  
 Lab Code: MITKEM Case No.: \_\_\_\_\_ SAS No.: \_\_\_\_\_ SDG No.: MD0618  
 Lab File ID: V6D6370 BFB Injection Date: 06/01/05  
 Instrument ID: V6 BFB Injection Time: 1239  
 GC Column: DB-624 ID: 0.25 (mm)

m/e	ION ABUNDANCE CRITERIA	% RELATIVE ABUNDANCE
50	8.0 - 40.0% of mass 95	19.9
75	30.0 - 66.0% of mass 95	49.1
95	Base Peak, 100% relative abundance	100.0
96	5.0 - 9.0% of mass 95	6.6
173	Less than 2.0% of mass 174	0.2 ( 0.2)1
174	50.0 - 120.0% of mass 95	88.0
175	4.0 - 9.0% of mass 174	5.9 ( 6.7)1
176	93.0 - 101.0% of mass 174	83.5 ( 94.9)1
177	5.0 - 9.0% of mass 176	5.5 ( 6.6)2

1-Value is % mass 174                      2-Value is % mass 176

THIS CHECK APPLIES TO THE FOLLOWING SAMPLES, MS, MSD, BLANKS, AND STANDARDS:

	EPA SAMPLE NO.	LAB SAMPLE ID	LAB FILE ID	DATE ANALYZED	TIME ANALYZED
01	VSTD0506R	VSTD0506R	V6D6371	06/01/05	1305
02	VBLK6R	MB-18341	V6D6373	06/01/05	1418
03	TRIP	D0618-10A	V6D6377	06/01/05	1730
04					
05					
06					
07					
08					
09					
10					
11					
12					
13					
14					
15					
16					
17					
18					
19					
20					
21					
22					

5A  
VOLATILE ORGANIC INSTRUMENT PERFORMANCE CHECK  
BROMOFLUOROBENZENE (BFB)

Lab Name: MITKEM CORPORATION Contract: \_\_\_\_\_  
 Lab Code: MITKEM Case No.: \_\_\_\_\_ SAS No.: \_\_\_\_\_ SDG No.: MD0618  
 Lab File ID: V6D6390 BFB Injection Date: 06/02/05 :  
 Instrument ID: V6 BFB Injection Time: 0912  
 GC Column: DB-624 ID: 0.25 (mm)

m/e	ION ABUNDANCE CRITERIA	% RELATIVE ABUNDANCE
50	8.0 - 40.0% of mass 95	18.4
75	30.0 - 66.0% of mass 95	52.0
95	Base Peak, 100% relative abundance	100.0
96	5.0 - 9.0% of mass 95	6.8
173	Less than 2.0% of mass 174	0.5 ( 0.6)1
174	50.0 - 120.0% of mass 95	88.7
175	4.0 - 9.0% of mass 174	6.7 ( 7.6)1
176	93.0 - 101.0% of mass 174	84.9 ( 95.8)1
177	5.0 - 9.0% of mass 176	5.8 ( 6.8)2

1-Value is % mass 174                      2-Value is % mass 176

THIS CHECK APPLIES TO THE FOLLOWING SAMPLES, MS, MSD, BLANKS, AND STANDARDS:

	EPA SAMPLE NO.	LAB SAMPLE ID	LAB FILE ID	DATE ANALYZED	TIME ANALYZED
01	VSTD0506T	VSTD0506T	V6D6391	06/02/05	0937
02	VLK6T	MB-18358	V6D6392	06/02/05	1035
03	V6TLCS	LCS-18358	V6D6394	06/02/05	1146
04	MW-01	D0618-01A	V6D6401	06/02/05	1549
05	MW-03	D0618-02A	V6D6404	06/02/05	1711
06	MW-04	D0618-03A	V6D6405	06/02/05	1738
07	MW-05	D0618-04A	V6D6406	06/02/05	1805
08	MW-06	D0618-05A	V6D6407	06/02/05	1832
09	MW-07	D0618-06A	V6D6408	06/02/05	1900
10	PW-3	D0618-07A	V6D6409	06/02/05	1927
11					
12					
13					
14					
15					
16					
17					
18					
19					
20					
21					
22					

5A  
VOLATILE ORGANIC INSTRUMENT PERFORMANCE CHECK  
BROMOFLUOROBENZENE (BFB)

Lab Name: MITKEM CORPORATION Contract: \_\_\_\_\_  
 Lab Code: MITKEM Case No.: \_\_\_\_\_ SAS No.: \_\_\_\_\_ SDG No.: MD0618  
 Lab File ID: V6D6420 BFB Injection Date: 06/03/05  
 Instrument ID: V6 BFB Injection Time: 0925  
 GC Column: DB-624 ID: 0.25 (mm)

m/e	ION ABUNDANCE CRITERIA	% RELATIVE ABUNDANCE
50	8.0 - 40.0% of mass 95	18.0
75	30.0 - 66.0% of mass 95	48.9
95	Base Peak, 100% relative abundance	100.0
96	5.0 - 9.0% of mass 95	7.2
173	Less than 2.0% of mass 174	0.7 ( 0.7)1
174	50.0 - 120.0% of mass 95	91.8
175	4.0 - 9.0% of mass 174	6.3 ( 6.9)1
176	93.0 - 101.0% of mass 174	87.7 ( 95.4)1
177	5.0 - 9.0% of mass 176	5.9 ( 6.7)2

1-Value is % mass 174 2-Value is % mass 176

THIS CHECK APPLIES TO THE FOLLOWING SAMPLES, MS, MSD, BLANKS, AND STANDARDS:

	EPA SAMPLE NO.	LAB SAMPLE ID	LAB FILE ID	DATE ANALYZED	TIME ANALYZED
01	VSTD0506V	VSTD0506V	V6D6421	06/03/05	1151
02	VBLK6V	MB-18379	V6D6422	06/03/05	1228
03	MW-01MS	D0618-01AMS	V6D6427	06/03/05	1623
04	MW-01MSD	D0618-01AMSD	V6D6428	06/03/05	1650
05	MW-06DL	D0618-05ADL	V6D6429	06/03/05	1718
06	MW-03DL	D0618-02ADL	V6D6430	06/03/05	1745
07	MW-04DL	D0618-03ADL	V6D6431	06/03/05	1813
08	MW-07DL	D0618-06ADL	V6D6432	06/03/05	1841
09	PW-3DL	D0618-07ADL	V6D6433	06/03/05	1908
10	MW-7	D0618-08A	V6D6434	06/03/05	1936
11					
12					
13					
14					
15					
16					
17					
18					
19					
20					
21					
22					

5A  
VOLATILE ORGANIC INSTRUMENT PERFORMANCE CHECK  
BROMOFLUOROBENZENE (BFB)

Lab Name: MITKEM CORPORATION Contract: \_\_\_\_\_  
 Lab Code: MITKEM Case No.: \_\_\_\_\_ SAS No.: \_\_\_\_\_ SDG No.: MD0618  
 Lab File ID: V6D6450 BFB Injection Date: 06/06/05  
 Instrument ID: V6 BFB Injection Time: 0905  
 GC Column: DB-624 ID: 0.25 (mm)

m/e	ION ABUNDANCE CRITERIA	% RELATIVE ABUNDANCE
50	8.0 - 40.0% of mass 95	19.3
75	30.0 - 66.0% of mass 95	51.2
95	Base Peak, 100% relative abundance	100.0
96	5.0 - 9.0% of mass 95	6.3
173	Less than 2.0% of mass 174	0.8 ( 1.0)1
174	50.0 - 120.0% of mass 95	82.8
175	4.0 - 9.0% of mass 174	5.7 ( 6.8)1
176	93.0 - 101.0% of mass 174	81.9 ( 98.9)1
177	5.0 - 9.0% of mass 176	5.3 ( 6.4)2

1-Value is % mass 174                      2-Value is % mass 176

THIS CHECK APPLIES TO THE FOLLOWING SAMPLES, MS, MSD, BLANKS, AND STANDARDS:

	EPA SAMPLE NO.	LAB SAMPLE ID	LAB FILE ID	DATE ANALYZED	TIME ANALYZED
01	VSTD0506X	VSTD0506X	V6D6451	06/06/05	0940
02	VSTD0106X	VSTD0106X	V6D6452	06/06/05	1022
03	VSTD2006X	VSTD2006X	V6D6453	06/06/05	1106
04	VSTD1006X	VSTD1006X	V6D6454	06/06/05	1133
05	VSTD0206X	VSTD0206X	V6D6455	06/06/05	1201
06	VLK6X	MB-18399	V6D6456	06/06/05	1418
07	RIN-3	D0618-09A	V6D6461	06/06/05	1744
08					
09					
10					
11					
12					
13					
14					
15					
16					
17					
18					
19					
20					
21					
22					

5A  
VOLATILE ORGANIC INSTRUMENT PERFORMANCE CHECK  
BROMOFLUOROBENZENE (BFB)

Lab Name: MITKEM CORPORATION Contract: \_\_\_\_\_  
 Lab Code: MITKEM Case No.: \_\_\_\_\_ SAS No.: \_\_\_\_\_ SDG No.: MD0618  
 Lab File ID: V6D6480 BFB Injection Date: 06/07/05  
 Instrument ID: V6 BFB Injection Time: 0934  
 GC Column: DB-624 ID: 0.25 (mm)

m/e	ION ABUNDANCE CRITERIA	% RELATIVE ABUNDANCE
50	8.0 - 40.0% of mass 95	18.7
75	30.0 - 66.0% of mass 95	47.5
95	Base Peak, 100% relative abundance	100.0
96	5.0 - 9.0% of mass 95	7.4
173	Less than 2.0% of mass 174	0.8 ( 0.9)1
174	50.0 - 120.0% of mass 95	84.5
175	4.0 - 9.0% of mass 174	6.0 ( 7.1)1
176	93.0 - 101.0% of mass 174	81.5 ( 96.5)1
177	5.0 - 9.0% of mass 176	5.4 ( 6.6)2

1-Value is % mass 174                      2-Value is % mass 176

THIS CHECK APPLIES TO THE FOLLOWING SAMPLES, MS, MSD, BLANKS, AND STANDARDS:

	EPA SAMPLE NO.	LAB SAMPLE ID	LAB FILE ID	DATE ANALYZED	TIME ANALYZED
01	VSTD0506Y	VSTD0506Y	V6D6481	06/07/05	0957
02	VBLK6Y	MB-18423	V6D6482	06/07/05	1049
03	MW-7DL	D0618-08ADL	V6D6484	06/07/05	1207
04					
05					
06					
07					
08					
09					
10					
11					
12					
13					
14					
15					
16					
17					
18					
19					
20					
21					
22					

5A  
VOLATILE ORGANIC INSTRUMENT PERFORMANCE CHECK  
BROMOFLUOROBENZENE (BFB)

Lab Name: MITKEM CORPORATION Contract: \_\_\_\_\_  
 Lab Code: MITKEM Case No.: \_\_\_\_\_ SAS No.: \_\_\_\_\_ SDG No.: MD0618  
 Lab File ID: V6D6820 BFB Injection Date: 06/23/05  
 Instrument ID: V6 BFB Injection Time: 0850  
 GC Column: DB-624 ID: 0.25 (mm)

m/e	ION ABUNDANCE CRITERIA	% RELATIVE ABUNDANCE
50	8.0 - 40.0% of mass 95	20.2
75	30.0 - 66.0% of mass 95	50.8
95	Base Peak, 100% relative abundance	100.0
96	5.0 - 9.0% of mass 95	6.6
173	Less than 2.0% of mass 174	1.1 ( 1.3)1
174	50.0 - 120.0% of mass 95	84.8
175	4.0 - 9.0% of mass 174	4.6 ( 5.4)1
176	93.0 - 101.0% of mass 174	82.7 ( 97.5)1
177	5.0 - 9.0% of mass 176	5.4 ( 6.5)2

1-Value is % mass 174 2-Value is % mass 176

THIS CHECK APPLIES TO THE FOLLOWING SAMPLES, MS, MSD, BLANKS, AND STANDARDS:

	EPA SAMPLE NO.	LAB SAMPLE ID	LAB FILE ID	DATE ANALYZED	TIME ANALYZED
01	VSTD0506Q	VSTD0506Q	V6D6821	06/23/05	0925
02	VBLK6Q	MB-18686	V6D6822	06/23/05	1004
03	MW-07DL1	D0618-06ADL1	V6D6826	06/23/05	1344
04	PW-3DL1	D0618-07ADL1	V6D6827	06/23/05	1412
05	VHBLK6Q	VHBLK6Q	V6D6834	06/23/05	1727
06					
07					
08					
09					
10					
11					
12					
13					
14					
15					
16					
17					
18					
19					
20					
21					
22					

8A  
VOLATILE INTERNAL STANDARD AREA AND RT SUMMARY

Lab Name: MITKEM CORPORATION Contract: \_\_\_\_\_  
 Lab Code: MITKEM Case No.: \_\_\_\_\_ SAS No.: \_\_\_\_\_ SDG No.: MD0618  
 EPA Sample No. (VSTD050##): VSTD0506R Date Analyzed: 06/01/05  
 Lab File ID (Standard): V6D6371 Time Analyzed: 1305  
 Instrument ID: V6 Heated Purge: (Y/N) N  
 GC Column: DB-624 ID: 0.25 (mm)

	IS1 (BCM)	RT #	IS2 (DFB)	RT #	IS3 (CBZ)	RT #
	AREA #		AREA #		AREA #	
=====	=====	=====	=====	=====	=====	=====
12 HOUR STD	348403	4.70	1683392	5.79	1592843	9.30
UPPER LIMIT	696806	5.20	3366784	6.29	3185686	9.80
LOWER LIMIT	174202	4.20	841696	5.29	796422	8.80
=====	=====	=====	=====	=====	=====	=====
EPA SAMPLE						
=====	=====	=====	=====	=====	=====	=====
01 VBLK6R	315175	4.70	1394463	5.79	1340733	9.30
02 TRIP	302310	4.70	1337729	5.79	1253709	9.30
03						
04						
05						
06						
07						
08						
09						
10						
11						
12						
13						
14						
15						
16						
17						
18						
19						
20						
21						
22						

IS1 (BCM) = Bromochloromethane  
 IS2 (DFB) = 1,4-Difluorobenzene  
 IS3 (CBZ) = Chlorobenzene-d5

AREA UPPER LIMIT = +100% of internal standard area  
 AREA LOWER LIMIT = - 50% of internal standard area  
 RT UPPER LIMIT = + 0.50 minutes of internal standard RT  
 RT LOWER LIMIT = - 0.50 minutes of internal standard RT

# Column used to flag values outside QC limits with an asterisk.  
 \* Values outside of QC limits



8A  
VOLATILE INTERNAL STANDARD AREA AND RT SUMMARY

Lab Name: MITKEM CORPORATION Contract: \_\_\_\_\_  
 Lab Code: MITKEM Case No.: \_\_\_\_\_ SAS No.: \_\_\_\_\_ SDG No.: MD0618  
 EPA Sample No. (VSTD050##): VSTD0506T Date Analyzed: 06/02/05  
 Lab File ID (Standard): V6D6391 Time Analyzed: 0937  
 Instrument ID: V6 Heated Purge: (Y/N) N  
 GC Column: DB-624 ID: 0.25 (mm)

	IS1 (BCM)	RT #	IS2 (DFB)	RT #	IS3 (CBZ)	RT #
	AREA #		AREA #		AREA #	
=====	=====	=====	=====	=====	=====	=====
12 HOUR STD	362447	4.69	1685950	5.80	1624290	9.31
UPPER LIMIT	724894	5.19	3371900	6.30	3248580	9.81
LOWER LIMIT	181224	4.19	842975	5.30	812145	8.81
=====	=====	=====	=====	=====	=====	=====
EPA SAMPLE						
=====	=====	=====	=====	=====	=====	=====
01 VBLK6T	299792	4.70	1323413	5.79	1270109	9.30
02 V6TLCS	321435	4.70	1536523	5.79	1450342	9.31
03 MW-01	372783	4.71	1786762	5.80	1691301	9.31
04 MW-03	383068	4.70	1854118	5.80	1761284	9.31
05 MW-04	402623	4.70	1945425	5.80	1863196	9.31
06 MW-05	391080	4.70	1872677	5.80	1737262	9.30
07 MW-06	360040	4.71	1542314	5.80	1608285	9.31
08 MW-07	375891	4.70	1738461	5.80	1755298	9.31
09 PW-3	365712	4.70	1836665	5.80	1757972	9.31
10						
11						
12						
13						
14						
15						
16						
17						
18						
19						
20						
21						
22						

IS1 (BCM) = Bromochloromethane  
 IS2 (DFB) = 1,4-Difluorobenzene  
 IS3 (CBZ) = Chlorobenzene-d5

AREA UPPER LIMIT = +100% of internal standard area  
 AREA LOWER LIMIT = - 50% of internal standard area  
 RT UPPER LIMIT = + 0.50 minutes of internal standard RT  
 RT LOWER LIMIT = - 0.50 minutes of internal standard RT

# Column used to flag values outside QC limits with an asterisk.  
 \* Values outside of QC limits

8A  
VOLATILE INTERNAL STANDARD AREA AND RT SUMMARY

Lab Name: MITKEM CORPORATION Contract: \_\_\_\_\_  
 Lab Code: MITKEM Case No.: \_\_\_\_\_ SAS No.: \_\_\_\_\_ SDG No.: MD0618  
 EPA Sample No. (VSTD050##): VSTD0506V Date Analyzed: 06/03/05  
 Lab File ID (Standard): V6D6421 Time Analyzed: 1151  
 Instrument ID: V6 Heated Purge: (Y/N) N  
 GC Column: DB-624 ID: 0.25 (mm)

	IS1 (BCM)		IS2 (DFB)		IS3 (CBZ)	
	AREA #	RT #	AREA #	RT #	AREA #	RT #
=====	=====	=====	=====	=====	=====	=====
12 HOUR STD	407601	4.70	1978231	5.79	1893817	9.30
UPPER LIMIT	815202	5.20	3956462	6.29	3787634	9.80
LOWER LIMIT	203801	4.20	989116	5.29	946909	8.80
=====	=====	=====	=====	=====	=====	=====
EPA SAMPLE						
=====	=====	=====	=====	=====	=====	=====
01 VBLK6V	395153	4.70	1855428	5.79	1692318	9.31
02 MW-01MS	377591	4.70	1758294	5.79	1627128	9.30
03 MW-01MSD	373522	4.70	1661450	5.80	1619083	9.31
04 MW-06DL	397696	4.71	1892397	5.80	1807380	9.30
05 MW-03DL	405562	4.71	1865381	5.80	1843799	9.31
06 MW-04DL	393737	4.71	1792066	5.80	1713777	9.31
07 MW-07DL	409844	4.71	1901301	5.80	1839459	9.31
08 PW-3DL	438570	4.70	1977925	5.80	1893653	9.31
09 MW-7	396809	4.70	1856694	5.80	1881669	9.31
10						
11						
12						
13						
14						
15						
16						
17						
18						
19						
20						
21						
22						

IS1 (BCM) = Bromochloromethane  
 IS2 (DFB) = 1,4-Difluorobenzene  
 IS3 (CBZ) = Chlorobenzene-d5

AREA UPPER LIMIT = +100% of internal standard area  
 AREA LOWER LIMIT = - 50% of internal standard area  
 RT UPPER LIMIT = + 0.50 minutes of internal standard RT  
 RT LOWER LIMIT = - 0.50 minutes of internal standard RT

# Column used to flag values outside QC limits with an asterisk.  
 \* Values outside of QC limits

8A  
VOLATILE INTERNAL STANDARD AREA AND RT SUMMARY

Lab Name: MITKEM CORPORATION Contract: \_\_\_\_\_  
 Lab Code: MITKEM Case No.: \_\_\_\_\_ SAS No.: \_\_\_\_\_ SDG No.: MD0618  
 EPA Sample No. (VSTD050##): VSTD0506X Date Analyzed: 06/06/05  
 Lab File ID (Standard): V6D6451 Time Analyzed: 0940  
 Instrument ID: V6 Heated Purge: (Y/N) N  
 GC Column: DB-624 ID: 0.25 (mm)

	IS1 (BCM) AREA #	RT #	IS2 (DFB) AREA #	RT #	IS3 (CBZ) AREA #	RT #
=====	=====	=====	=====	=====	=====	=====
12 HOUR STD	396775	4.70	1946418	5.79	1808101	9.30
UPPER LIMIT	793550	5.20	3892836	6.29	3616202	9.80
LOWER LIMIT	198388	4.20	973209	5.29	904051	8.80
=====	=====	=====	=====	=====	=====	=====
EPA SAMPLE						
=====	=====	=====	=====	=====	=====	=====
01 VBLK6X	385079	4.70	1708512	5.80	1636551	9.31
02 RIN-3	367640	4.70	1609500	5.80	1554268	9.31
03						
04						
05						
06						
07						
08						
09						
10						
11						
12						
13						
14						
15						
16						
17						
18						
19						
20						
21						
22						

IS1 (BCM) = Bromochloromethane  
 IS2 (DFB) = 1,4-Difluorobenzene  
 IS3 (CBZ) = Chlorobenzene-d5

AREA UPPER LIMIT = +100% of internal standard area  
 AREA LOWER LIMIT = - 50% of internal standard area  
 RT UPPER LIMIT = + 0.50 minutes of internal standard RT  
 RT LOWER LIMIT = - 0.50 minutes of internal standard RT

# Column used to flag values outside QC limits with an asterisk.  
 \* Values outside of QC limits

8A  
VOLATILE INTERNAL STANDARD AREA AND RT SUMMARY

Lab Name: MITKEM CORPORATION Contract: \_\_\_\_\_  
 Lab Code: MITKEM Case No.: \_\_\_\_\_ SAS No.: \_\_\_\_\_ SDG No.: MD0618  
 EPA Sample No. (VSTD050##): VSTD0506Y Date Analyzed: 06/07/05  
 Lab File ID (Standard): V6D6481 Time Analyzed: 0957  
 Instrument ID: V6 Heated Purge: (Y/N) N  
 GC Column: DB-624 ID: 0.25 (mm)

	IS1 (BCM)		IS2 (DFB)		IS3 (CBZ)	
	AREA #	RT #	AREA #	RT #	AREA #	RT #
=====	=====	=====	=====	=====	=====	=====
12 HOUR STD	404445	4.70	1915235	5.79	1812708	9.30
UPPER LIMIT	808890	5.20	3830470	6.29	3625416	9.80
LOWER LIMIT	202223	4.20	957618	5.29	906354	8.80
=====	=====	=====	=====	=====	=====	=====
EPA SAMPLE						
=====	=====	=====	=====	=====	=====	=====
01 VBLK6Y	407293	4.70	1825414	5.80	1727582	9.31
02 MW-7DL	387685	4.70	1732930	5.80	1725656	9.31
03						
04						
05						
06						
07						
08						
09						
10						
11						
12						
13						
14						
15						
16						
17						
18						
19						
20						
21						
22						

IS1 (BCM) = Bromochloromethane  
 IS2 (DFB) = 1,4-Difluorobenzene  
 IS3 (CBZ) = Chlorobenzene-d5

AREA UPPER LIMIT = +100% of internal standard area  
 AREA LOWER LIMIT = - 50% of internal standard area  
 RT UPPER LIMIT = + 0.50 minutes of internal standard RT  
 RT LOWER LIMIT = - 0.50 minutes of internal standard RT

# Column used to flag values outside QC limits with an asterisk.  
 \* Values outside of QC limits

8A  
VOLATILE INTERNAL STANDARD AREA AND RT SUMMARY

Lab Name: MITKEM CORPORATION Contract: \_\_\_\_\_  
 Lab Code: MITKEM Case No.: \_\_\_\_\_ SAS No.: \_\_\_\_\_ SDG No.: MD0618  
 EPA Sample No. (VSTD050##): VSTD0506Q Date Analyzed: 06/23/05  
 Lab File ID (Standard): V6D6821 Time Analyzed: 0925  
 Instrument ID: V6 Heated Purge: (Y/N) N  
 GC Column: DB-624 ID: 0.25 (mm)

	IS1 (BCM)		IS2 (DFB)		IS3 (CBZ)	
	AREA #	RT #	AREA #	RT #	AREA #	RT #
=====	=====	=====	=====	=====	=====	=====
12 HOUR STD	413876	4.70	1993213	5.80	1836028	9.31
UPPER LIMIT	827752	5.20	3986426	6.30	3672056	9.81
LOWER LIMIT	206938	4.20	996607	5.30	918014	8.81
=====	=====	=====	=====	=====	=====	=====
EPA SAMPLE						
=====	=====	=====	=====	=====	=====	=====
01 VBLK6Q	388547	4.70	1755232	5.79	1607853	9.30
02 MW-07DL1	425096	4.71	1942196	5.80	1794608	9.31
03 PW-3DL1	424318	4.70	1925715	5.80	1851386	9.31
04 VHBLK6Q	396684	4.70	1877373	5.80	1746713	9.31
05						
06						
07						
08						
09						
10						
11						
12						
13						
14						
15						
16						
17						
18						
19						
20						
21						
22						

IS1 (BCM) = Bromochloromethane  
 IS2 (DFB) = 1,4-Difluorobenzene  
 IS3 (CBZ) = Chlorobenzene-d5

AREA UPPER LIMIT = +100% of internal standard area  
 AREA LOWER LIMIT = - 50% of internal standard area  
 RT UPPER LIMIT = + 0.50 minutes of internal standard RT  
 RT LOWER LIMIT = - 0.50 minutes of internal standard RT

# Column used to flag values outside QC limits with an asterisk.  
 \* Values outside of QC limits

1A  
VOLATILE ORGANICS ANALYSIS DATA SHEET

EPA SAMPLE NO.

MW-01

Lab Name: MITKEM CORPORATION Contract: \_\_\_\_\_

Lab Code: MITKEM Case No.: \_\_\_\_\_ SAS No.: \_\_\_\_\_ SDG No.: MD0618

Matrix: (soil/water) WATER Lab Sample ID: D0618-01A

Sample wt/vol: 5.000 (g/mL) ML Lab File ID: V6D6401

Level: (low/med) LOW Date Received: 05/27/05

% Moisture: not dec. \_\_\_\_\_ Date Analyzed: 06/02/05

GC Column: DB-624 ID: 0.25 (mm) Dilution Factor: 1.0

Soil Extract Volume: \_\_\_\_\_ (uL) Soil Aliquot Volume: \_\_\_\_\_ (uL)

CONCENTRATION UNITS:  
(ug/L or ug/Kg) UG/L Q

CAS NO.	COMPOUND		
75-71-8	Dichlorodifluoromethane	10	U
74-87-3	Chloromethane	10	U
75-01-4	Vinyl Chloride	10	U
74-83-9	Bromomethane	10	U
75-00-3	Chloroethane	10	U
75-69-4	Trichlorofluoromethane	10	U
75-35-4	1,1-Dichloroethene	10	U
76-13-1	1,1,2-Trichloro-1,2,2-trifluoroethane	10	U
67-64-1	Acetone	10	U
75-15-0	Carbon Disulfide	10	U
79-20-9	Methyl Acetate	10	U
75-09-2	Methylene Chloride	10	U
156-60-5	trans-1,2-Dichloroethene	10	U
1634-04-4	Methyl tert-Butyl Ether	10	U
75-34-3	1,1-Dichloroethane	10	U
156-59-2	cis-1,2-Dichloroethene	10	U
78-93-3	2-Butanone	10	U
67-66-3	Chloroform	10	U
71-55-6	1,1,1-Trichloroethane	10	U
110-82-7	Cyclohexane	10	U
56-23-5	Carbon Tetrachloride	10	U
71-43-2	Benzene	10	U
107-06-2	1,2-Dichloroethane	10	U

1B  
VOLATILE ORGANICS ANALYSIS DATA SHEET

EPA SAMPLE NO.

MW-01

Lab Name: MITKEM CORPORATION Contract: \_\_\_\_\_

Lab Code: MITKEM Case No.: \_\_\_\_\_ SAS No.: \_\_\_\_\_ SDG No.: MD0618

Matrix: (soil/water) WATER Lab Sample ID: D0618-01A

Sample wt/vol: 5.000 (g/mL) ML Lab File ID: V6D6401

Level: (low/med) LOW Date Received: 05/27/05

% Moisture: not dec. \_\_\_\_\_ Date Analyzed: 06/02/05

GC Column: DB-624 ID: 0.25 (mm) Dilution Factor: 1.0

Soil Extract Volume: \_\_\_\_\_ (uL) Soil Aliquot Volume: \_\_\_\_\_ (uL)

CONCENTRATION UNITS:  
(ug/L or ug/Kg) UG/L Q

CAS NO.	COMPOUND		
79-01-6	Trichloroethene	10	U
108-87-2	Methylcyclohexane	10	U
78-87-5	1,2-Dichloropropane	10	U
75-27-4	Bromodichloromethane	10	U
10061-01-5	cis-1,3-Dichloropropene	10	U
108-10-1	4-Methyl-2-Pentanone	10	U
108-88-3	Toluene	10	U
10061-02-6	trans-1,3-Dichloropropene	10	U
79-00-5	1,1,2-Trichloroethane	10	U
127-18-4	Tetrachloroethene	10	U
591-78-6	2-Hexanone	10	U
124-48-1	Dibromochloromethane	10	U
106-93-4	1,2-Dibromoethane	10	U
108-90-7	Chlorobenzene	10	U
100-41-4	Ethylbenzene	10	U
1330-20-7	Xylene (Total)	10	U
100-42-5	Styrene	10	U
75-25-2	Bromoform	10	U
98-82-8	Isopropylbenzene	10	U
79-34-5	1,1,2,2-Tetrachloroethane	10	U
541-73-1	1,3-Dichlorobenzene	10	U
106-46-7	1,4-Dichlorobenzene	10	U
95-50-1	1,2-Dichlorobenzene	10	U
96-12-8	1,2-Dibromo-3-chloropropane	10	U
120-82-1	1,2,4-Trichlorobenzene	10	U

1F  
VOLATILE ORGANICS ANALYSIS DATA SHEET  
TENTATIVELY IDENTIFIED COMPOUNDS

EPA SAMPLE NO.

MW-01

Lab Name: MITKEM CORPORATION Contract: \_\_\_\_\_

Lab Code: MITKEM Case No.: \_\_\_\_\_ SAS No.: \_\_\_\_\_ SDG No.: MD0618

Matrix: (soil/water) WATER Lab Sample ID: D0618-01A

Sample wt/vol: 5.000 (g/mL) ML Lab File ID: V6D6401

Level: (low/med) LOW Date Received: 05/27/05

% Moisture: not dec. \_\_\_\_\_ Date Analyzed: 06/02/05

GC Column: DB-624 ID: 0.25 (mm) Dilution Factor: 1.0

Soil Extract Volume: \_\_\_\_\_ (uL) Soil Aliquot Volume: \_\_\_\_\_ (uL)

Number TICs found: 5 CONCENTRATION UNITS:  
(ug/L or ug/Kg) ug/L

CAS NUMBER	COMPOUND NAME	RT	EST. CONC.	Q
1. 2245-38-7	NAPHTHALENE, 1,6,7-TRIMETHYL	18.17	10	NJ
2. 829-26-5	NAPHTHALENE, 2,3,6-TRIMETHYL	18.21	9	NJ
3. 2131-42-2	NAPHTHALENE, 1,4,6-TRIMETHYL	18.38	8	NJ
4. 2245-38-7	NAPHTHALENE, 1,6,7-TRIMETHYL	18.45	6	NJ
5. 829-26-5	NAPHTHALENE, 2,3,6-TRIMETHYL	18.60	11	NJ
6.				
7.				
8.				
9.				
10.				
11.				
12.				
13.				
14.				
15.				
16.				
17.				
18.				
19.				
20.				
21.				
22.				
23.				
24.				
25.				
26.				
27.				
28.				
29.				
30.				



Data File: \\NAVOGADRO\ORGANICS\organic\voa\W6.i\050602.B\W6D6401.D

Date : 02-JUN-2005 15:49

Client ID: MM-01

Sample Info: D0618-01A, MW-01, 18358

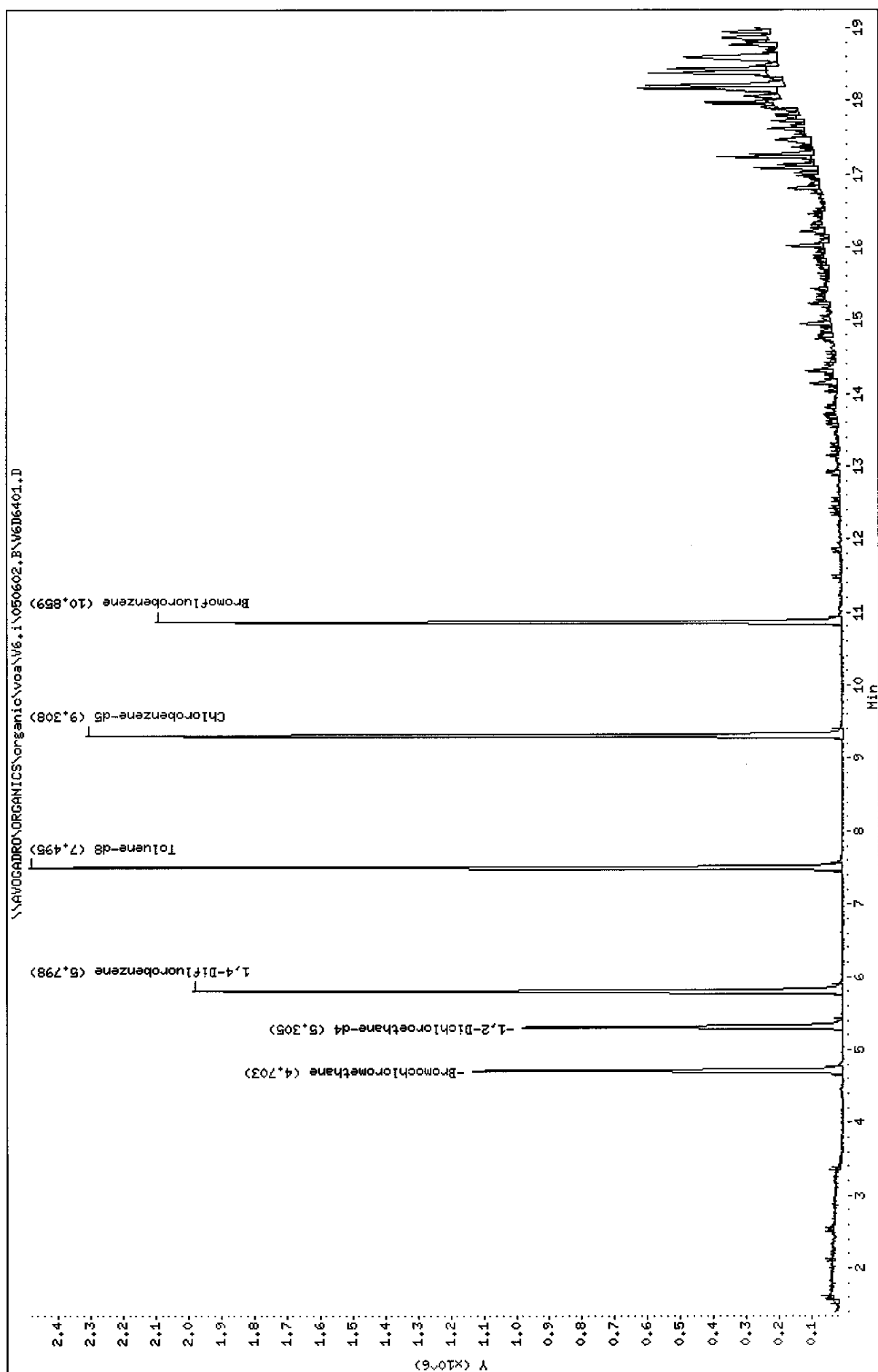
Purge Volume: 5.0

Column phase: DB-624

Instrument: V6.i

Operator: SB SRC: SB

Column diameter: 0.25



Data File: \\AVOGADRO\ORGANICS\organic\voa\V6.i\050602.B\V6D6401.D  
Report Date: 22-Jun-2005 16:48

Mitkem Corporation

CLP OLM4.X - Water and Medium Soils

Data file : \\AVOGADRO\ORGANICS\organic\voa\V6.i\050602.B\V6D6401.D  
Lab Smp Id: D0618-01A Client Smp ID: MW-01  
Inj Date : 02-JUN-2005 15:49  
Operator : SB SRC: SB Inst ID: V6.i  
Smp Info : ,D0618-01A,MW-01,18358  
Misc Info : ,2  
Comment :  
Method : \\AVOGADRO\ORGANICS\organic\voa\V6.i\050602.B\v6clp4s.m  
Meth Date : 21-Jun-2005 07:32 mtl Quant Type: ISTD  
Cal Date : 02-JUN-2005 09:37 Cal File: V6D6391.D ✓  
Als bottle: 7  
Dil Factor: 1.00000  
Integrator: HP RTE Compound Sublist: CLP4.sub  
Target Version: 4.03  
Processing Host: TARGET3

Concentration Formula: Amt \* DF \* Uf \* 5/Vo

Name	Value	Description
DF	1.000	Dilution Factor
Uf	1.000	ng unit correction factor
Vo	5.000	Sample Volume purged (mL)

Compounds	QUANT SIG MASS	RT	EXP RT	REL RT	RESPONSE	CONCENTRATIONS	
						ON-COLUMN ( ug/L)	FINAL ( ug/L)
* 18 Bromochloromethane	128	4.709	4.695	(1.000)	372783	50.0000	
\$ 23 1,2-Dichloroethane-d4	65	5.311	5.303	(1.128)	869074	42.0367	42
* 26 1,4-Difluorobenzene	114	5.798	5.796	(1.000)	1786762	50.0000	
\$ 33 Toluene-d8	98	7.495	7.493	(0.805)	1920822	43.8395	44
* 42 Chlorobenzene-d5	117	9.308	9.306	(1.000)	1691301	50.0000	
\$ 50 Bromofluorobenzene	95	10.865	10.857	(1.167)	829577	46.1501	46

KC  
6/22/05

Data File: \\AVOGADRO\ORGANICS\organic\voa\V6.i\050602.B\V6D6401.D  
 Report Date: 22-Jun-2005 16:48

Mitkem Corporation

CLP OLM4.X - Water and Medium Soils

Data file : \\AVOGADRO\ORGANICS\organic\voa\V6.i\050602.B\V6D6401.D  
 Lab Smp Id: D0618-01A Client Smp ID: MW-01  
 Inj Date : 02-JUN-2005 15:49  
 Operator : SB SRC: SB Inst ID: V6.i  
 Smp Info : ,D0618-01A,MW-01,18358  
 Misc Info : ,2  
 Comment :  
 Method : \\AVOGADRO\ORGANICS\organic\voa\V6.i\050602.B\v6clp4s.m  
 Meth Date : 21-Jun-2005 07:32 mtl Quant Type: ISTD  
 Cal Date : 02-JUN-2005 09:37 Cal File: V6D6391.D  
 Als bottle: 7  
 Dil Factor: 1.00000  
 Integrator: HP RTE Compound Sublist: CLP4.sub  
 Target Version: 4.03  
 Processing Host: TARGET3

Concentration Formula: Amt \* DF \* Uf \* 5/Vo

Name	Value	Description
DF	1.000	Dilution Factor
Uf	1.000	ng unit correction factor
Vo	5.000	Sample Volume purged (mL)

ISTD	RT	AREA	AMOUNT
=====	=====	=====	=====
* 42 Chlorobenzene-d5	9.308	4827510	50.000

CONCENTRATIONS					QUANT		
RT	AREA	ON-COL( ug/L)	FINAL( ug/L)	QUAL	LIBRARY	LIB ENTRY	CPND #
----	----	-----	-----	----	-----	-----	-----
Naphthalene, 1,6,7-trimethyl-					CAS #: 2245-38-7		
18.165	972318	10.0705954	10	93	NIST98.L	36214	42
Naphthalene, 2,3,6-trimethyl-					CAS #: 829-26-5		
18.214	851798	8.82233284	9	94	NIST98.L	36216	42
Naphthalene, 1,4,6-trimethyl-					CAS #: 2131-42-2		
18.378	730607	7.56712052	8	96	NIST98.L	36219	42

Data File: \\AVOGADRO\ORGANICS\organic\voa\V6.i\050602.B\V6D6401.D  
Report Date: 22-Jun-2005 16:48

RT	AREA	CONCENTRATIONS		QUAL	QUANT		CPND #
		ON-COL( ug/L)	FINAL( ug/L)		LIBRARY	LIB ENTRY	
----	----	-----	-----	----	-----	-----	-----
Naphthalene, 1,6,7-trimethyl-					CAS #: 2245-38-7		
18.445	626405	6.48786849	6	96	NIST98.L	36214	42
Naphthalene, 2,3,6-trimethyl-					CAS #: 829-26-5		
18.597	1083827	11.2255283	11	91	NIST98.L	36217	42

Data File: \\AVOGADRO\ORGANICS\organic\voa\V6.i\050602.B\V6D6401.D

Date : 02-JUN-2005 15:49

Client ID: MW-01

Instrument: V6.i

Sample Info: ,D0618-01A,MW-01,18358

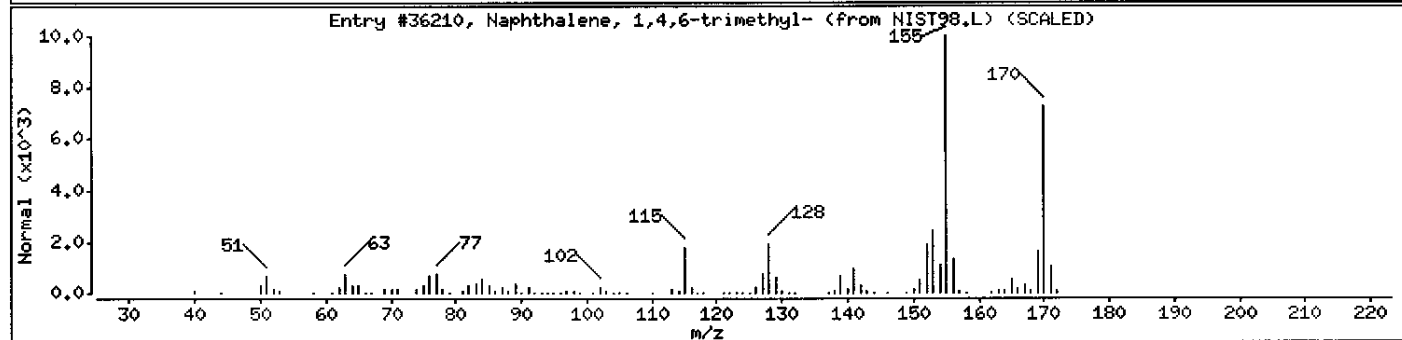
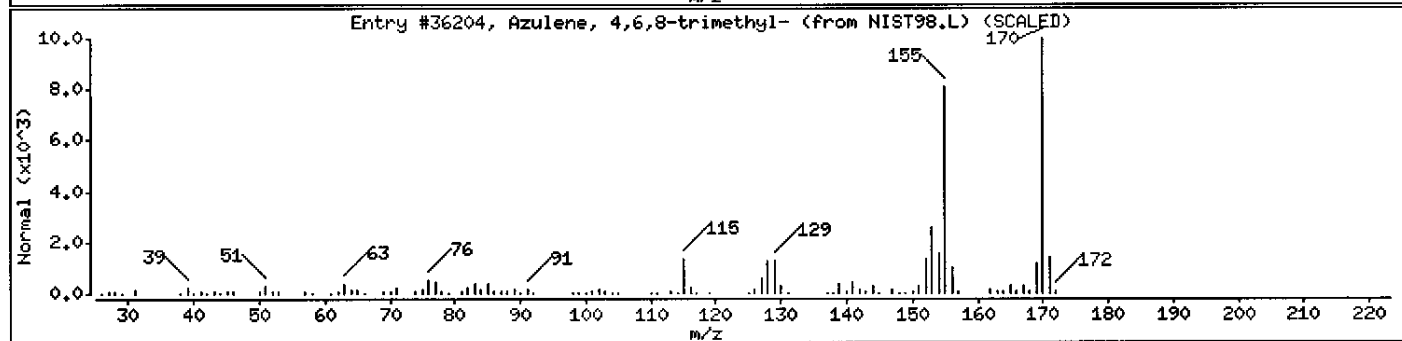
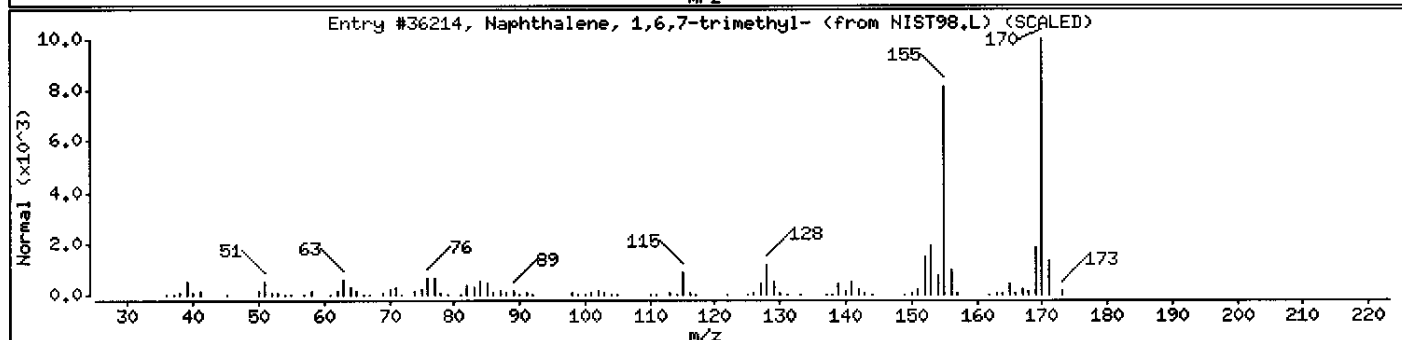
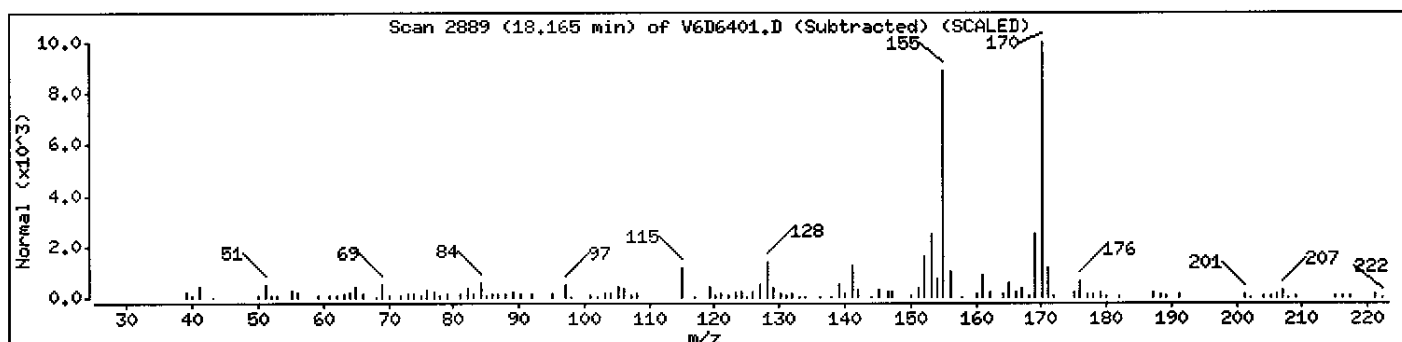
Purge Volume: 5.0

Operator: SB SRC: SB

Column phase: DB-624

Column diameter: 0.25

Library Search Compound Match	CAS Number	Library	Entry	Quality	Formula	Weight
Naphthalene, 1,6,7-trimethyl-	2245-38-7	NIST98.L	36214	93	C13H14	170
Azulene, 4,6,8-trimethyl-	941-81-1	NIST98.L	36204	93	C13H14	170
Naphthalene, 1,4,6-trimethyl-	2131-42-2	NIST98.L	36210	93	C13H14	170



Data File: \\AVOGADRO\ORGANICS\organic\voa\V6.i\050602.B\V6D6401.D

Date : 02-JUN-2005 15:49

Client ID: MW-01

Instrument: V6.i

Sample Info: ,D0618-01A,MW-01,18358

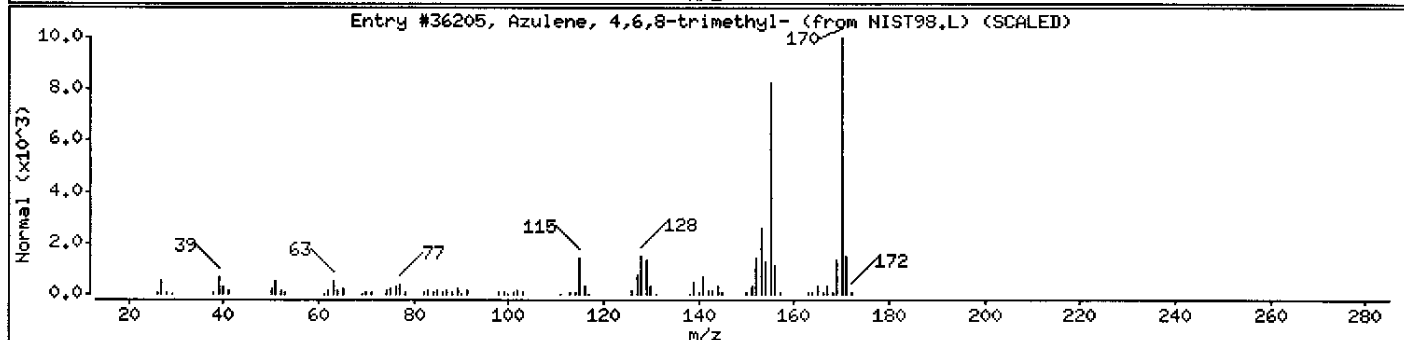
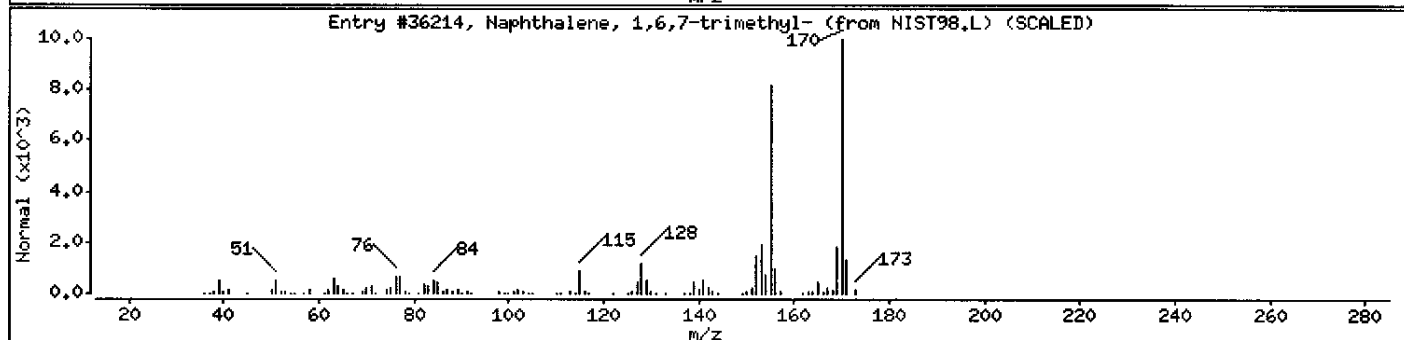
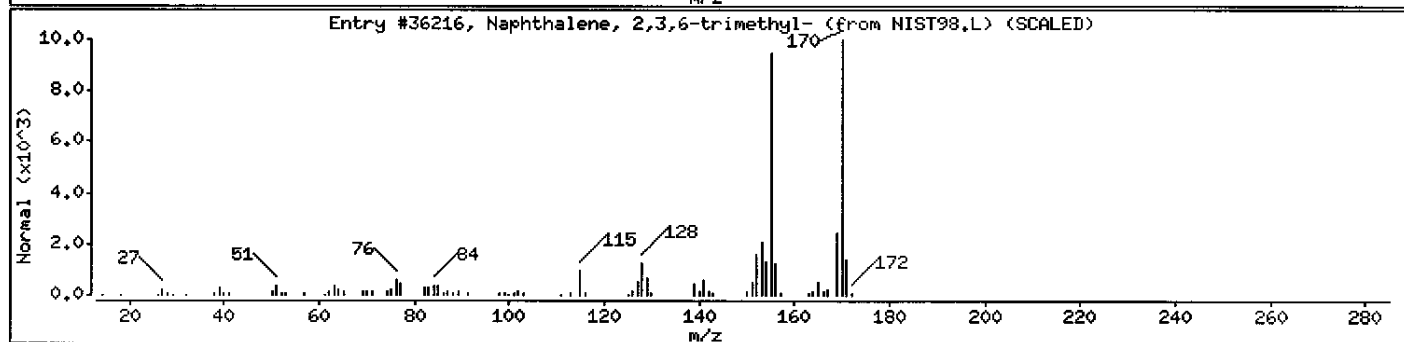
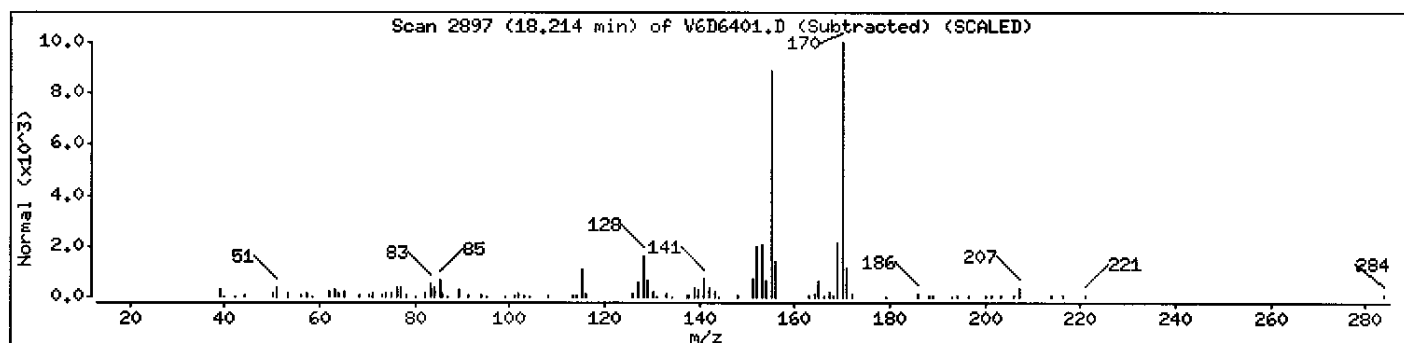
Purge Volume: 5.0

Operator: SB SRC: SB

Column phase: DB-624

Column diameter: 0.25

Library Search Compound Match	CAS Number	Library	Entry	Quality	Formula	Weight
Naphthalene, 2,3,6-trimethyl-	829-26-5	NIST98.L	36216	94	C13H14	170
Naphthalene, 1,6,7-trimethyl-	2245-38-7	NIST98.L	36214	94	C13H14	170
Azulene, 4,6,8-trimethyl-	941-81-1	NIST98.L	36205	93	C13H14	170



Data File: \\AVOCADRO\ORGANICS\organic\voa\V6.i\050602.B\V6D6401.D

Date : 02-JUN-2005 15:49

Client ID: MW-01

Instrument: V6.i

Sample Info: ,D0618-01A,MW-01,18358

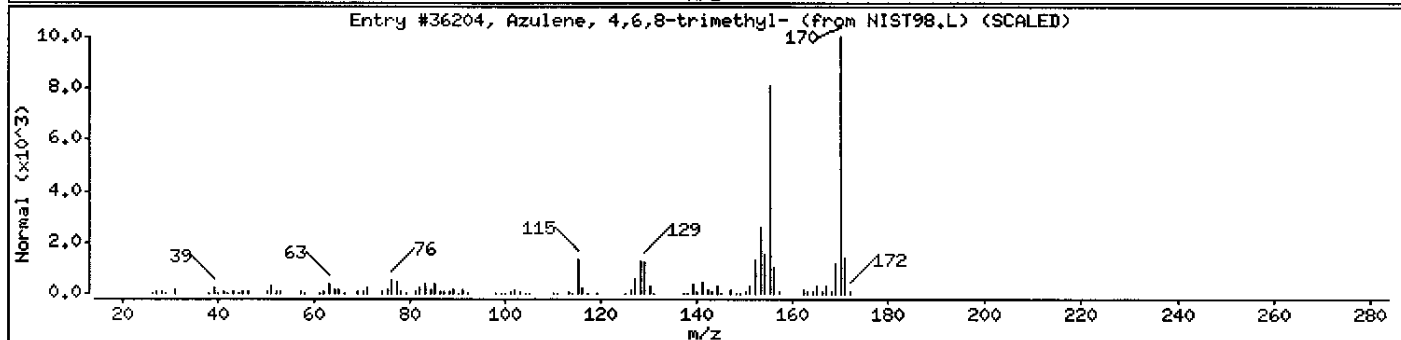
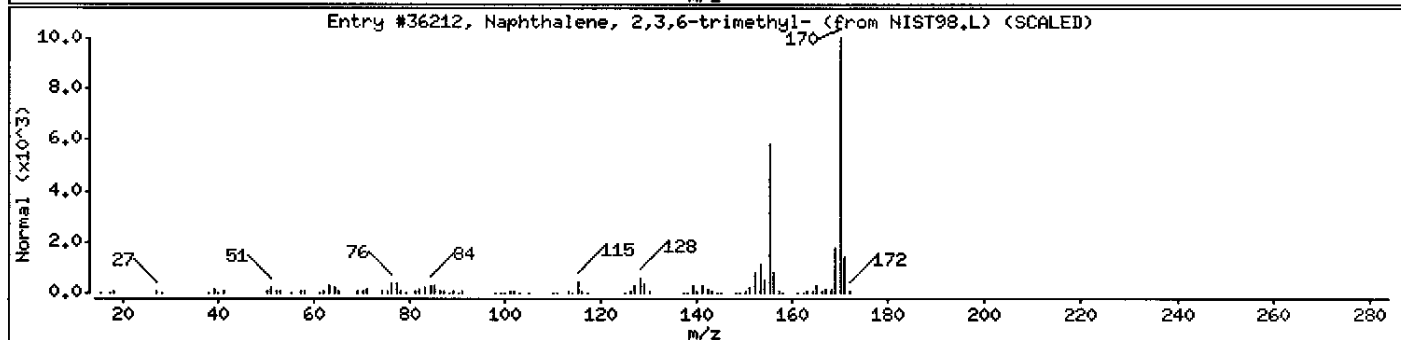
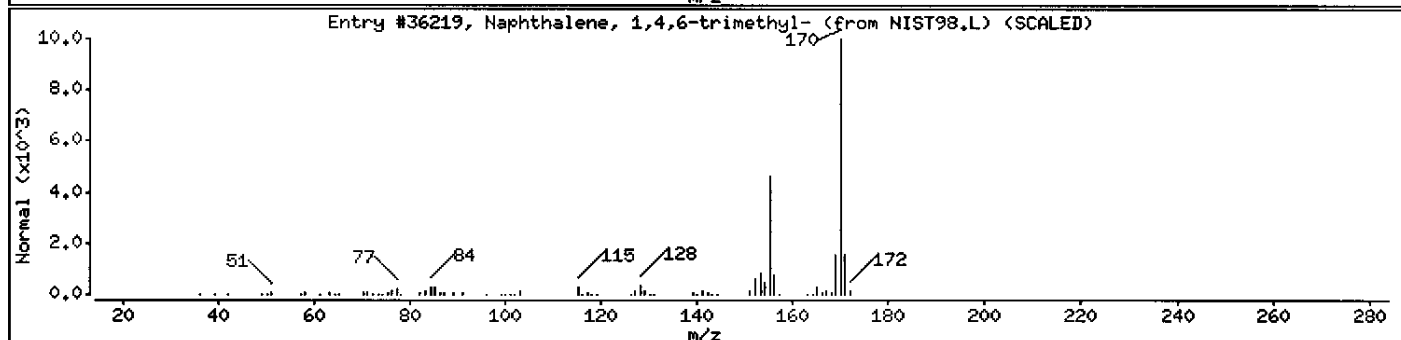
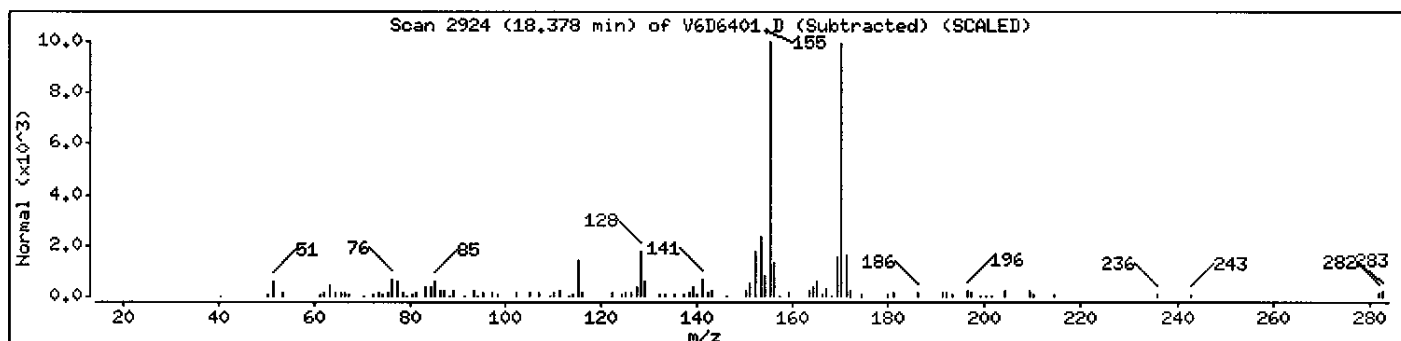
Purge Volume: 5.0

Operator: SB SRC: SB

Column phase: DB-624

Column diameter: 0.25

Library Search Compound Match	CAS Number	Library	Entry	Quality	Formula	Weight
Naphthalene, 1,4,6-trimethyl-	2131-42-2	NIST98.L	36219	96	C <sub>13</sub> H <sub>14</sub>	170
Naphthalene, 2,3,6-trimethyl-	829-26-5	NIST98.L	36212	95	C <sub>13</sub> H <sub>14</sub>	170
Azulene, 4,6,8-trimethyl-	941-81-1	NIST98.L	36204	94	C <sub>13</sub> H <sub>14</sub>	170



Data File: \\AVOGADRO\ORGANICS\organic\voa\V6.i\050602.B\V6D6401.D

Date : 02-JUN-2005 15:49

Client ID: MW-01

Instrument: V6.i

Sample Info: ,D0618-01A,MW-01,18358

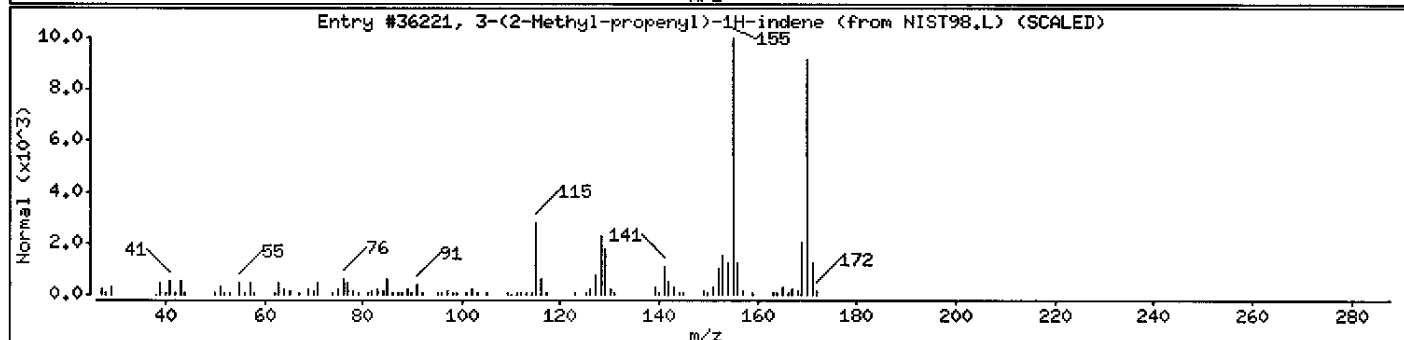
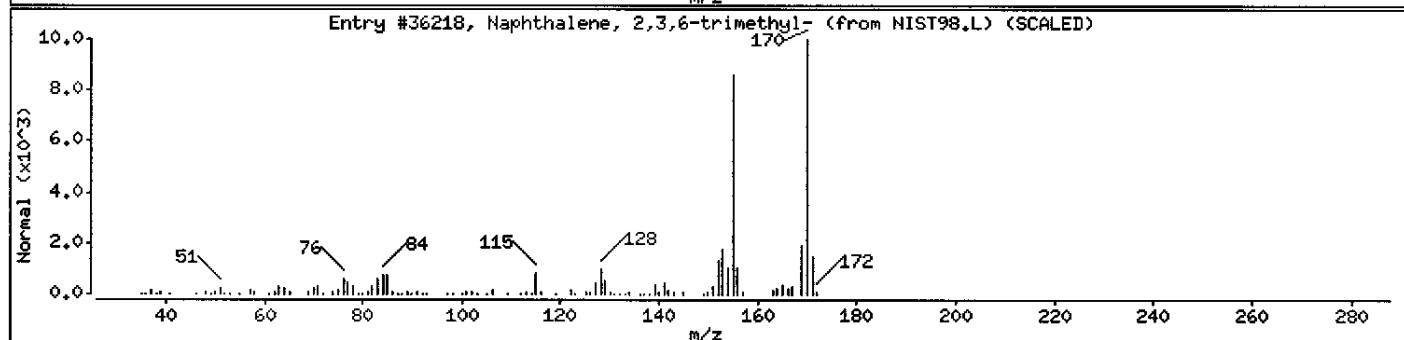
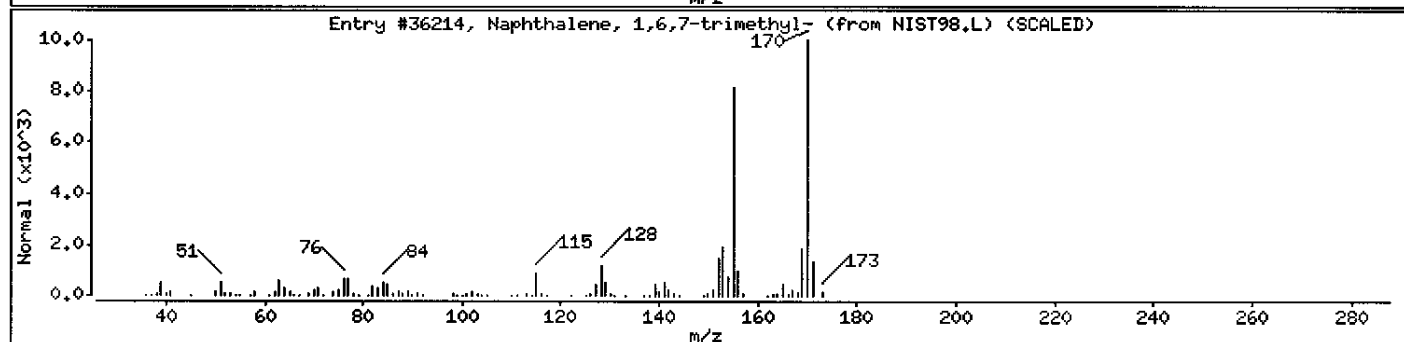
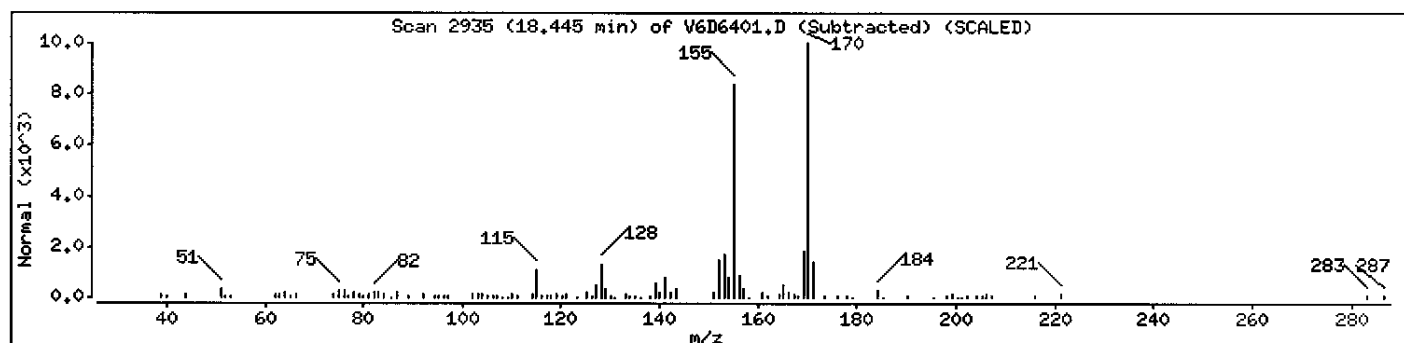
Purge Volume: 5.0

Operator: SB SRC: SB

Column phase: DB-624

Column diameter: 0.25

Library Search Compound Match	CAS Number	Library	Entry	Quality	Formula	Weight
Naphthalene, 1,6,7-trimethyl-	2245-38-7	NIST98.L	36214	96	C <sub>13</sub> H <sub>14</sub>	170
Naphthalene, 2,3,6-trimethyl-	829-26-5	NIST98.L	36218	95	C <sub>13</sub> H <sub>14</sub>	170
3-(2-Methyl-propenyl)-1H-indene	1000187-78-5	NIST98.L	36221	94	C <sub>13</sub> H <sub>14</sub>	170





Data File: \\AVOCADRO\ORGANICS\organic\voa\V6.i\050602.B\V6D6401.D

Date : 02-JUN-2005 15:49

Client ID: MW-01

Instrument: V6.i

Sample Info: ,D0618-01A,MW-01,18358

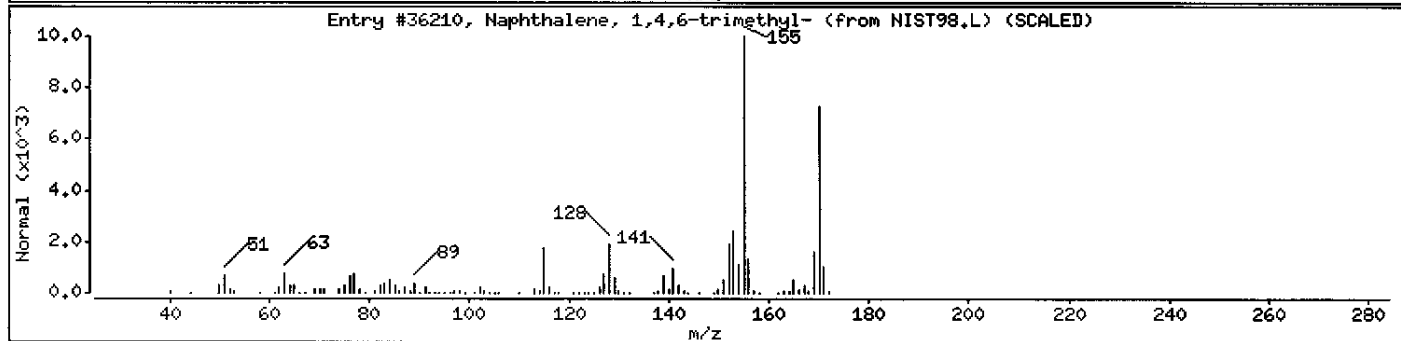
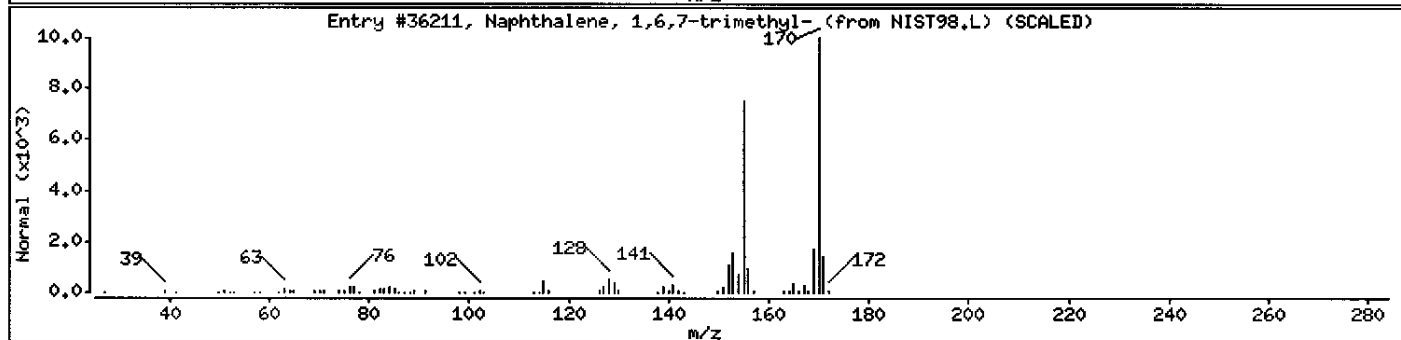
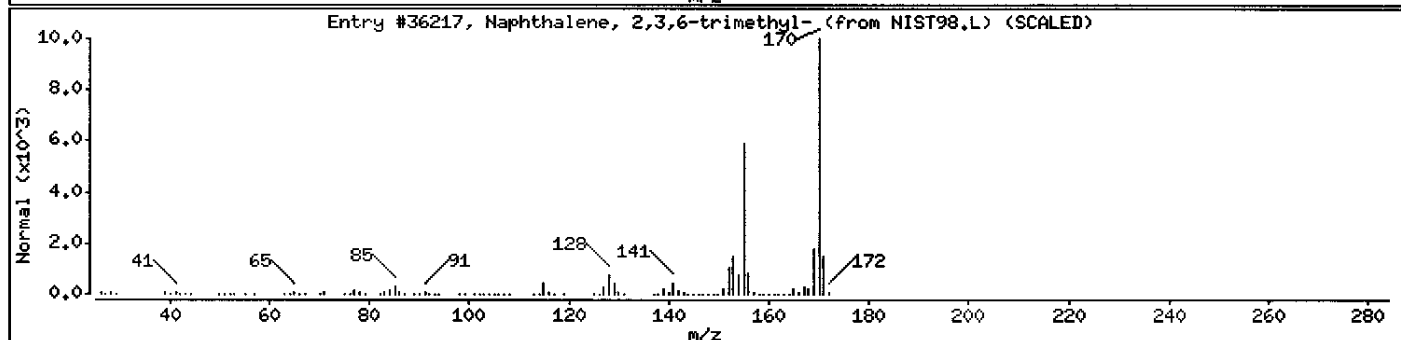
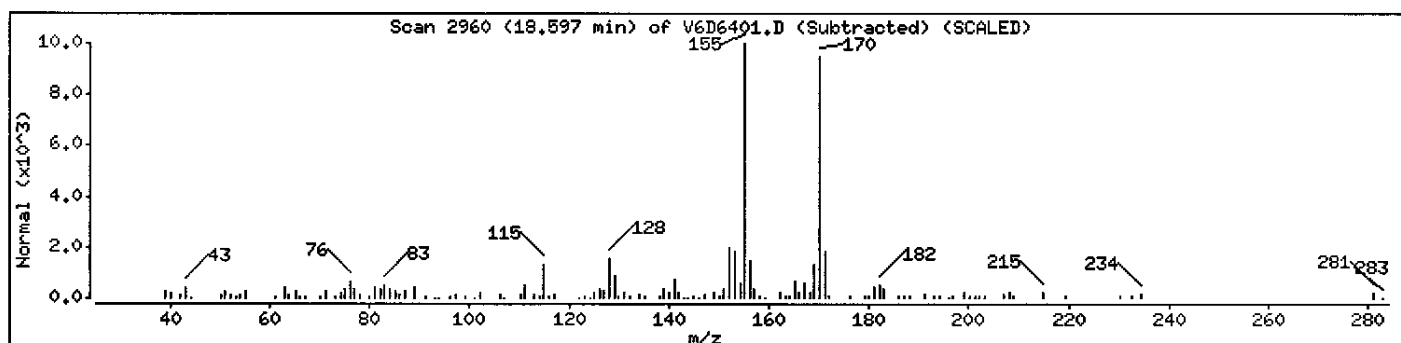
Purge Volume: 5.0

Operator: SB SRC: SB

Column phase: DB-624

Column diameter: 0.25

Library Search Compound Match	CAS Number	Library	Entry	Quality	Formula	Weight
Naphthalene, 2,3,6-trimethyl-	829-26-5	NIST98.L	36217	91	C13H14	170
Naphthalene, 1,6,7-trimethyl-	2245-38-7	NIST98.L	36211	90	C13H14	170
Naphthalene, 1,4,6-trimethyl-	2131-42-2	NIST98.L	36210	87	C13H14	170



1A  
VOLATILE ORGANICS ANALYSIS DATA SHEET

EPA SAMPLE NO.

MW-03

Lab Name: MITKEM CORPORATION Contract: \_\_\_\_\_

Lab Code: MITKEM Case No.: \_\_\_\_\_ SAS No.: \_\_\_\_\_ SDG No.: MD0618

Matrix: (soil/water) WATER Lab Sample ID: D0618-02A

Sample wt/vol: 5.000 (g/mL) ML Lab File ID: V6D6404

Level: (low/med) LOW Date Received: 05/27/05

% Moisture: not dec. \_\_\_\_\_ Date Analyzed: 06/02/05

GC Column: DB-624 ID: 0.25 (mm) Dilution Factor: 1.0

Soil Extract Volume: \_\_\_\_\_ (uL) Soil Aliquot Volume: \_\_\_\_\_ (uL)

CONCENTRATION UNITS:  
(ug/L or ug/Kg) UG/L Q

CAS NO.	COMPOUND		
75-71-8	Dichlorodifluoromethane	10	U
74-87-3	Chloromethane	10	U
75-01-4	Vinyl Chloride	10	U
74-83-9	Bromomethane	10	U
75-00-3	Chloroethane	10	U
75-69-4	Trichlorofluoromethane	10	U
75-35-4	1,1-Dichloroethene	10	U
76-13-1	1,1,2-Trichloro-1,2,2-trifluoroethane	10	U
67-64-1	Acetone	10	U
75-15-0	Carbon Disulfide	10	U
79-20-9	Methyl Acetate	10	U
75-09-2	Methylene Chloride	10	U
156-60-5	trans-1,2-Dichloroethene	10	U
1634-04-4	Methyl tert-Butyl Ether	10	U
75-34-3	1,1-Dichloroethane	10	U
156-59-2	cis-1,2-Dichloroethene	10	U
78-93-3	2-Butanone	10	U
67-66-3	Chloroform	10	U
71-55-6	1,1,1-Trichloroethane	10	U
110-82-7	Cyclohexane	10	U
56-23-5	Carbon Tetrachloride	10	U
71-43-2	Benzene	10	U
107-06-2	1,2-Dichloroethane	10	U

1B  
VOLATILE ORGANICS ANALYSIS DATA SHEET

EPA SAMPLE NO.

MW-03

Lab Name: MITKEM CORPORATION Contract: \_\_\_\_\_

Lab Code: MITKEM Case No.: \_\_\_\_\_ SAS No.: \_\_\_\_\_ SDG No.: MD0618

Matrix: (soil/water) WATER Lab Sample ID: D0618-02A

Sample wt/vol: 5.000 (g/mL) ML Lab File ID: V6D6404

Level: (low/med) LOW Date Received: 05/27/05

% Moisture: not dec. \_\_\_\_\_ Date Analyzed: 06/02/05

GC Column: DB-624 ID: 0.25 (mm) Dilution Factor: 1.0

Soil Extract Volume: \_\_\_\_\_ (uL) Soil Aliquot Volume: \_\_\_\_\_ (uL)

CONCENTRATION UNITS:  
(ug/L or ug/Kg) UG/L Q

CAS NO.	COMPOUND		
79-01-6	Trichloroethene	10	U
108-87-2	Methylcyclohexane	10	U
78-87-5	1,2-Dichloropropane	10	U
75-27-4	Bromodichloromethane	10	U
10061-01-5	cis-1,3-Dichloropropene	10	U
108-10-1	4-Methyl-2-Pentanone	10	U
108-88-3	Toluene	10	U
10061-02-6	trans-1,3-Dichloropropene	10	U
79-00-5	1,1,2-Trichloroethane	10	U
127-18-4	Tetrachloroethene	1400	E
591-78-6	2-Hexanone	10	U
124-48-1	Dibromochloromethane	10	U
106-93-4	1,2-Dibromoethane	10	U
108-90-7	Chlorobenzene	10	U
100-41-4	Ethylbenzene	10	U
1330-20-7	Xylene (Total)	10	U
100-42-5	Styrene	10	U
75-25-2	Bromoform	10	U
98-82-8	Isopropylbenzene	10	U
79-34-5	1,1,2,2-Tetrachloroethane	10	U
541-73-1	1,3-Dichlorobenzene	10	U
106-46-7	1,4-Dichlorobenzene	10	U
95-50-1	1,2-Dichlorobenzene	10	U
96-12-8	1,2-Dibromo-3-chloropropane	10	U
120-82-1	1,2,4-Trichlorobenzene	10	U

1F  
VOLATILE ORGANICS ANALYSIS DATA SHEET  
TENTATIVELY IDENTIFIED COMPOUNDS

EPA SAMPLE NO.

MW-03

Lab Name: MITKEM CORPORATION Contract: \_\_\_\_\_

Lab Code: MITKEM Case No.: \_\_\_\_\_ SAS No.: \_\_\_\_\_ SDG No.: MD0618

Matrix: (soil/water) WATER Lab Sample ID: D0618-02A

Sample wt/vol: 5.000 (g/mL) ML Lab File ID: V6D6404

Level: (low/med) LOW Date Received: 05/27/05

% Moisture: not dec. \_\_\_\_\_ Date Analyzed: 06/02/05

GC Column: DB-624 ID: 0.25 (mm) Dilution Factor: 1.0

Soil Extract Volume: \_\_\_\_\_ (uL) Soil Aliquot Volume: \_\_\_\_\_ (uL)

Number TICs found: 0 CONCENTRATION UNITS:  
(ug/L or ug/Kg) ug/L

CAS NUMBER	COMPOUND NAME	RT	EST. CONC.	Q
1.				
2.				
3.				
4.				
5.				
6.				
7.				
8.				
9.				
10.				
11.				
12.				
13.				
14.				
15.				
16.				
17.				
18.				
19.				
20.				
21.				
22.				
23.				
24.				
25.				
26.				
27.				
28.				
29.				
30.				

Data File: \\AVOCADRO\ORGANICS\organic\voa\V6.i\050602.B\V6D6404.D

Date : 02-JUN-2005 17:11

Client ID: MM-03

Sample Info: ,D0618-02A,MM-03,18358

Purge Volume: 5.0

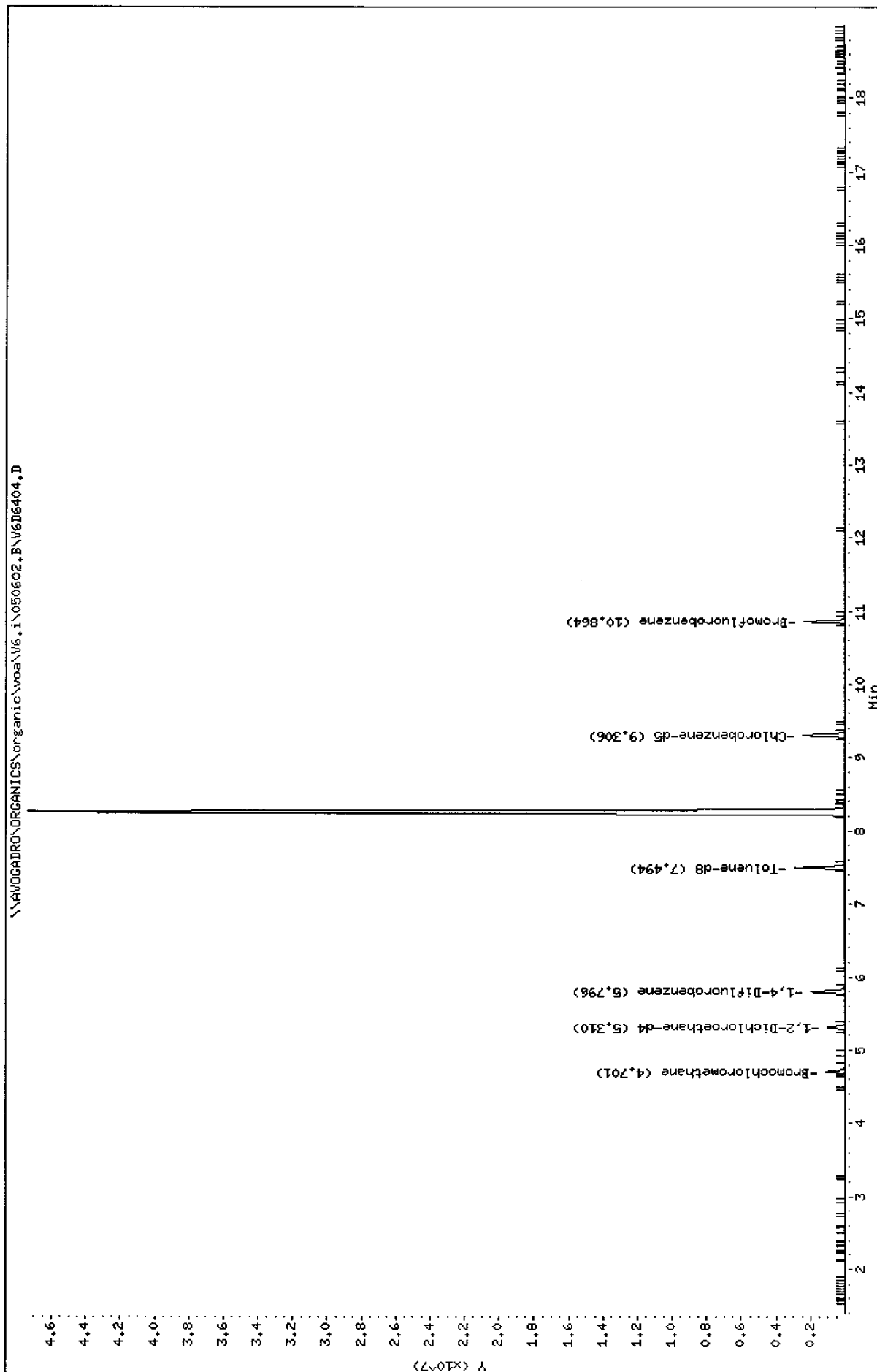
Column phase: DB-624

Instrument: V6.i

Operator: SB SRC: LIMS

Column diameter: 0.25

\\AVOCADRO\ORGANICS\organic\voa\V6.i\050602.B\V6D6404.D



Data File: \\AVOGADRO\ORGANICS\organic\voa\V6.i\050602.B\V6D6404.D  
Report Date: 22-Jun-2005 16:48

Mitkem Corporation

CLP OLM4.X - Water and Medium Soils  
Data file : \\AVOGADRO\ORGANICS\organic\voa\V6.i\050602.B\V6D6404.D  
Lab Smp Id: D0618-02A Client Smp ID: MW-03  
Inj Date : 02-JUN-2005 17:11  
Operator : SB SRC: LIMS Inst ID: V6.i  
Smp Info : ,D0618-02A,MW-03,18358  
Misc Info : ,2  
Comment :  
Method : \\AVOGADRO\ORGANICS\organic\voa\V6.i\050602.B\v6clp4s.m  
Meth Date : 21-Jun-2005 07:32 mtl Quant Type: ISTD  
Cal Date : 02-JUN-2005 09:37 Cal File: V6D6391.D ✓  
Als bottle: 10  
Dil Factor: 1.00000  
Integrator: HP RTE Compound Sublist: CLP4.sub  
Target Version: 4.03  
Processing Host: TARGET3

Concentration Formula: Amt \* DF \* Uf \* 5/Vo

Name	Value	Description
DF	1.000	Dilution Factor
Uf	1.000	ng unit correction factor
Vo	5.000	Sample Volume purged (mL)

Compounds	QUANT SIG	CONCENTRATIONS					
		RT	EXP RT	REL RT	RESPONSE	ON-COLUMN ( ug/L)	FINAL ( ug/L)
* 18 Bromochloromethane	128	4.701	4.695	(1.000)	383068	50.0000	
\$ 23 1,2-Dichloroethane-d4	65	5.310	5.303	(1.129)	923187	43.4552	43
* 26 1,4-Difluorobenzene	114	5.796	5.796	(1.000)	1854118	50.0000	
\$ 33 Toluene-d8	98	7.494	7.493	(0.805)	2280387	49.9779	50
37 Tetrachloroethene	164	8.260	8.253	(0.888)	15263299	1442.54	1400 (A)
* 42 Chlorobenzene-d5	117	9.306	9.306	(1.000)	1761284	50.0000	
\$ 50 Bromofluorobenzene	95	10.864	10.857	(1.167)	922027	49.2551	49

QC Flag Legend

A - Target compound detected but, quantitated amount exceeded maximum amount.

KC  
6/22/05

KC/

Data File: \\AVOGADRO\ORGANICS\organic\voa\V6.i\050602.B\V6D6404.D  
Report Date: 22-Jun-2005 16:48

Mitkem Corporation

CLP OLM4.X - Water and Medium Soils  
Data file : \\AVOGADRO\ORGANICS\organic\voa\V6.i\050602.B\V6D6404.D  
Lab Smp Id: D0618-02A Client Smp ID: MW-03  
Inj Date : 02-JUN-2005 17:11  
Operator : SB SRC: LIMS Inst ID: V6.i  
Smp Info : ,D0618-02A,MW-03,18358  
Misc Info : ,2  
Comment :  
Method : \\AVOGADRO\ORGANICS\organic\voa\V6.i\050602.B\v6clp4s.m  
Meth Date : 21-Jun-2005 07:32 mtl Quant Type: ISTD  
Cal Date : 02-JUN-2005 09:37 Cal File: V6D6391.D  
Als bottle: 10  
Dil Factor: 1.00000  
Integrator: HP RTE Compound Sublist: CLP4.sub  
Target Version: 4.03  
Processing Host: TARGET3

- NO TENTATIVELY IDENTIFIED COMPOUNDS -

Data File: \\AVOCADRO\ORGANICS\organic\voa\V6.i\050602.B\V6D6404.D

Date : 02-JUN-2005 17:11

Client ID: MW-03

Instrument: V6.i

Sample Info: ,D0618-02A,MW-03,18358

Purge Volume: 5.0

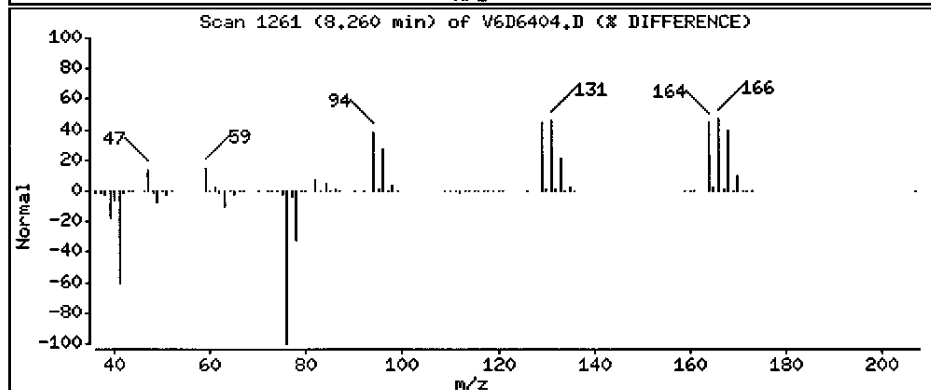
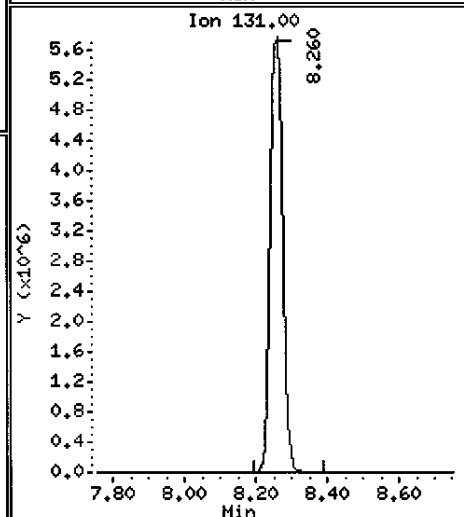
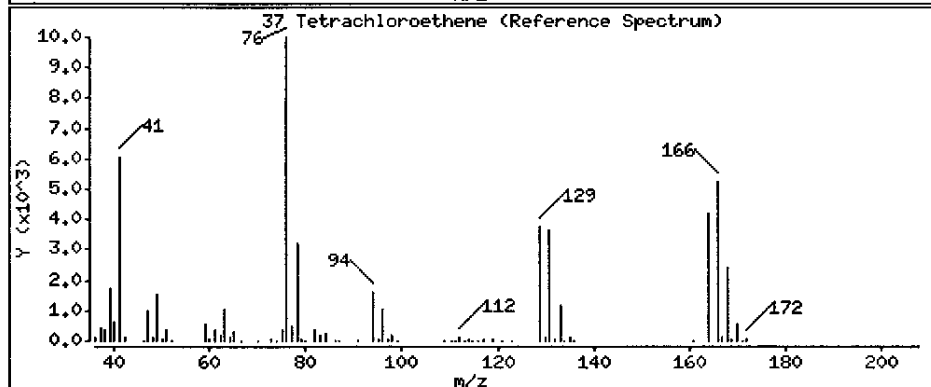
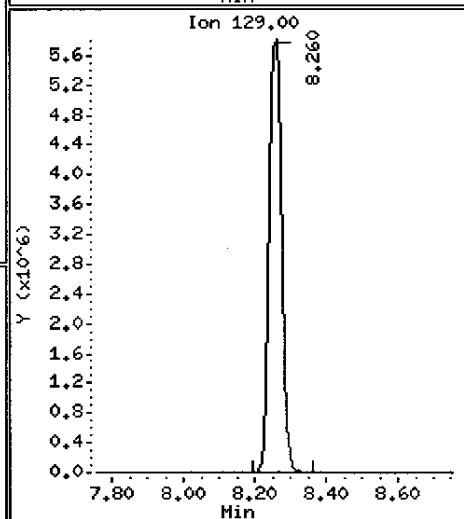
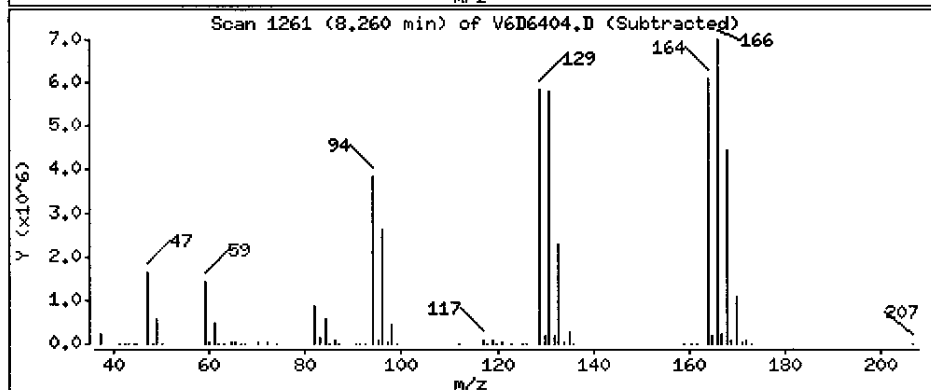
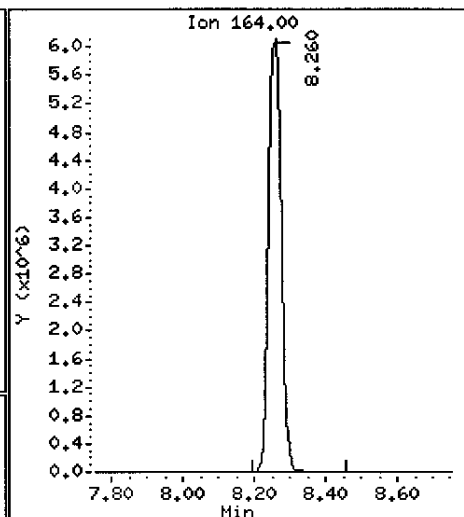
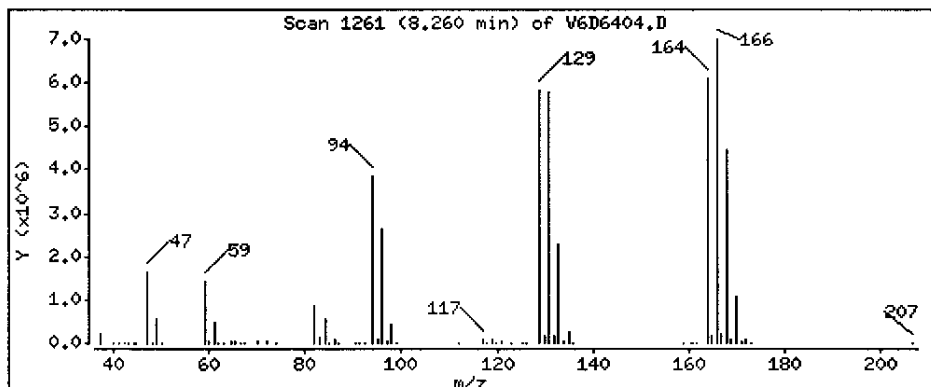
Operator: SB SRC: LIMS

Column phase: DB-624

Column diameter: 0.25

37 Tetrachloroethene

Concentration: 1400 ug/L





1A  
VOLATILE ORGANICS ANALYSIS DATA SHEET

EPA SAMPLE NO.

MW-03DL

Lab Name: MITKEM CORPORATION Contract: \_\_\_\_\_

Lab Code: MITKEM Case No.: \_\_\_\_\_ SAS No.: \_\_\_\_\_ SDG No.: MD0618

Matrix: (soil/water) WATER Lab Sample ID: D0618-02ADL

Sample wt/vol: 5.000 (g/mL) ML Lab File ID: V6D6430

Level: (low/med) LOW Date Received: 05/27/05

% Moisture: not dec. \_\_\_\_\_ Date Analyzed: 06/03/05

GC Column: DB-624 ID: 0.25 (mm) Dilution Factor: 20.0

Soil Extract Volume: \_\_\_\_\_ (uL) Soil Aliquot Volume: \_\_\_\_\_ (uL)

CONCENTRATION UNITS:  
(ug/L or ug/Kg) UG/L Q

CAS NO.	COMPOUND		
75-71-8	Dichlorodifluoromethane	200	U
74-87-3	Chloromethane	200	U
75-01-4	Vinyl Chloride	200	U
74-83-9	Bromomethane	200	U
75-00-3	Chloroethane	200	U
75-69-4	Trichlorofluoromethane	200	U
75-35-4	1,1-Dichloroethene	200	U
76-13-1	1,1,2-Trichloro-1,2,2-trifluoroethane	200	U
67-64-1	Acetone	200	U
75-15-0	Carbon Disulfide	200	U
79-20-9	Methyl Acetate	200	U
75-09-2	Methylene Chloride	200	U
156-60-5	trans-1,2-Dichloroethene	200	U
1634-04-4	Methyl tert-Butyl Ether	200	U
75-34-3	1,1-Dichloroethane	200	U
156-59-2	cis-1,2-Dichloroethene	200	U
78-93-3	2-Butanone	200	U
67-66-3	Chloroform	200	U
71-55-6	1,1,1-Trichloroethane	200	U
110-82-7	Cyclohexane	200	U
56-23-5	Carbon Tetrachloride	200	U
71-43-2	Benzene	200	U
107-06-2	1,2-Dichloroethane	200	U

1B  
VOLATILE ORGANICS ANALYSIS DATA SHEET

EPA SAMPLE NO.

MW-03DL

Lab Name: MITKEM CORPORATION Contract: \_\_\_\_\_

Lab Code: MITKEM Case No.: \_\_\_\_\_ SAS No.: \_\_\_\_\_ SDG No.: MD0618

Matrix: (soil/water) WATER Lab Sample ID: D0618-02ADL

Sample wt/vol: 5.000 (g/mL) ML Lab File ID: V6D6430

Level: (low/med) LOW Date Received: 05/27/05

% Moisture: not dec. \_\_\_\_\_ Date Analyzed: 06/03/05

GC Column: DB-624 ID: 0.25 (mm) Dilution Factor: 20.0

Soil Extract Volume: \_\_\_\_\_ (uL) Soil Aliquot Volume: \_\_\_\_\_ (uL)

CONCENTRATION UNITS:  
(ug/L or ug/Kg) UG/L Q

CAS NO.	COMPOUND		
79-01-6	Trichloroethene	200	U
108-87-2	Methylcyclohexane	200	U
78-87-5	1,2-Dichloropropane	200	U
75-27-4	Bromodichloromethane	200	U
10061-01-5	cis-1,3-Dichloropropene	200	U
108-10-1	4-Methyl-2-Pentanone	200	U
108-88-3	Toluene	200	U
10061-02-6	trans-1,3-Dichloropropene	200	U
79-00-5	1,1,2-Trichloroethane	200	U
127-18-4	Tetrachloroethene	1400	D
591-78-6	2-Hexanone	200	U
124-48-1	Dibromochloromethane	200	U
106-93-4	1,2-Dibromoethane	200	U
108-90-7	Chlorobenzene	200	U
100-41-4	Ethylbenzene	200	U
1330-20-7	Xylene (Total)	200	U
100-42-5	Styrene	200	U
75-25-2	Bromoform	200	U
98-82-8	Isopropylbenzene	200	U
79-34-5	1,1,2,2-Tetrachloroethane	200	U
541-73-1	1,3-Dichlorobenzene	200	U
106-46-7	1,4-Dichlorobenzene	200	U
95-50-1	1,2-Dichlorobenzene	200	U
96-12-8	1,2-Dibromo-3-chloropropane	200	U
120-82-1	1,2,4-Trichlorobenzene	200	U

1F  
VOLATILE ORGANICS ANALYSIS DATA SHEET  
TENTATIVELY IDENTIFIED COMPOUNDS

EPA SAMPLE NO.

MW-03DL

Lab Name: MITKEM CORPORATION Contract: \_\_\_\_\_

Lab Code: MITKEM Case No.: \_\_\_\_\_ SAS No.: \_\_\_\_\_ SDG No.: MD0618

Matrix: (soil/water) WATER Lab Sample ID: D0618-02ADL

Sample wt/vol: 5.000 (g/mL) ML Lab File ID: V6D6430

Level: (low/med) LOW Date Received: 05/27/05

% Moisture: not dec. \_\_\_\_\_ Date Analyzed: 06/03/05

GC Column: DB-624 ID: 0.25 (mm) Dilution Factor: 20.0

Soil Extract Volume: \_\_\_\_\_ (uL) Soil Aliquot Volume: \_\_\_\_\_ (uL)

Number TICs found: 0  
CONCENTRATION UNITS:  
(ug/L or ug/Kg) ug/L

CAS NUMBER	COMPOUND NAME	RT	EST. CONC.	Q
1.				
2.				
3.				
4.				
5.				
6.				
7.				
8.				
9.				
10.				
11.				
12.				
13.				
14.				
15.				
16.				
17.				
18.				
19.				
20.				
21.				
22.				
23.				
24.				
25.				
26.				
27.				
28.				
29.				
30.				

Data File: \\AVOCADRO\ORGANICS\voa\6.i\050603.B\6D6430.D

Date : 03-JUN-2005 17:45

Client ID: HW-03DL

Sample Info: D0618-02ADL,18379,20X

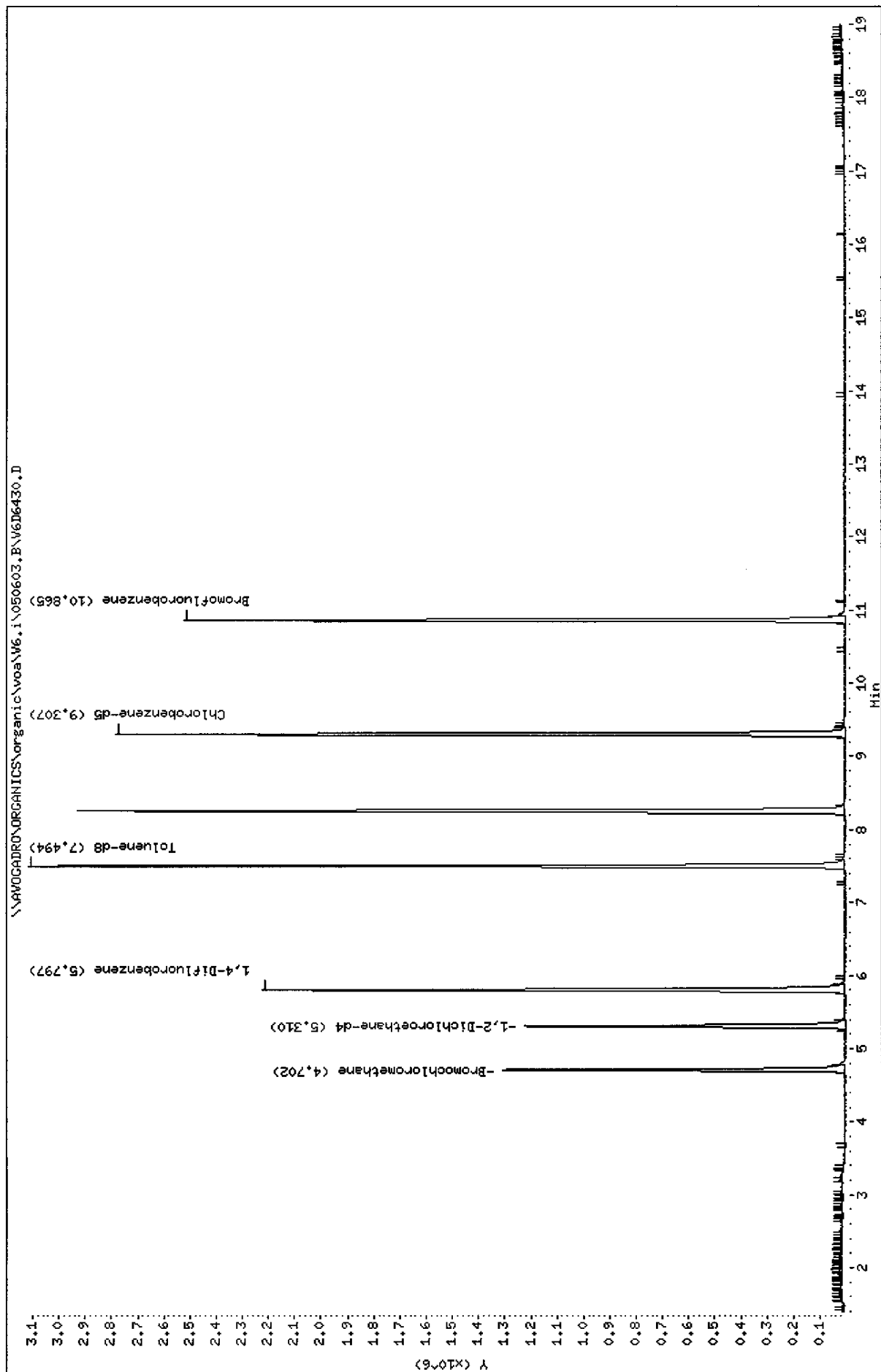
Purge Volume: 5.0

Column Phase: DB-624

Instrument: V6.i

Operator: SB SRC: SB

Column diameter: 0.25



Data File: \\AVOGADRO\ORGANICS\organic\voa\V6.i\050603.B\V6D6430.D  
Report Date: 22-Jun-2005 17:02

Mitkem Corporation

CLP OLM4.X - Water and Medium Soils

Data file : \\AVOGADRO\ORGANICS\organic\voa\V6.i\050603.B\V6D6430.D  
Lab Smp Id: D0618-02ADL Client Smp ID: MW-03DL  
Inj Date : 03-JUN-2005 17:45  
Operator : SB SRC: SB Inst ID: V6.i  
Smp Info : ,D0618-02ADL,18379,20X  
Misc Info : ,2  
Comment :  
Method : \\AVOGADRO\ORGANICS\organic\voa\V6.i\050603.B\v6clp4s.m  
Meth Date : 06-Jun-2005 09:32 mtl Quant Type: ISTD  
Cal Date : 03-JUN-2005 11:51 Cal File: V6D6421.D ✓  
Als bottle: 10  
Dil Factor: 20.00000  
Integrator: HP RTE Compound Sublist: CLP4.sub  
Target Version: 4.03

Concentration Formula: Amt \* DF \* Uf \* 5/Vo

Name	Value	Description
DF	20.000	Dilution Factor ✓
Uf	1.000	ng unit correction factor
Vo	5.000	Sample Volume purged (mL)

Compounds	QUANT SIG			CONCENTRATIONS			
	MASS	RT	EXP RT	REL RT	RESPONSE	ON-COLUMN ( ug/L)	FINAL ( ug/L)
* 18 Bromochloromethane	128	4.708	4.699	(1.000)	405562	50.0000	
\$ 23 1,2-Dichloroethane-d4	65	5.304	5.301	(1.127)	1078161	46.6400	47
* 26 1,4-Difluorobenzene	114	5.797	5.794	(1.000)	1865381	50.0000	
\$ 33 Toluene-d8	98	7.494	7.492	(0.805)	2278064	45.4888	45
37 Tetrachloroethene	164	8.255	8.252	(0.887)	829585	72.3039	1400
* 42 Chlorobenzene-d5	117	9.307	9.304	(1.000)	1843799	50.0000	
\$ 50 Bromofluorobenzene	95	10.865	10.862	(1.167)	940080	45.0978	45

KC  
6/22/05

Data File: \\AVOGADRO\ORGANICS\organic\voa\V6.i\050603.B\V6D6430.D  
Report Date: 22-Jun-2005 17:02

Mitkem Corporation

CLP OLM4.X - Water and Medium Soils  
Data file : \\AVOGADRO\ORGANICS\organic\voa\V6.i\050603.B\V6D6430.D  
Lab Smp Id: D0618-02ADL Client Smp ID: MW-03DL  
Inj Date : 03-JUN-2005 17:45  
Operator : SB SRC: SB Inst ID: V6.i  
Smp Info : ,D0618-02ADL,18379,20X  
Misc Info : ,2  
Comment :  
Method : \\AVOGADRO\ORGANICS\organic\voa\V6.i\050603.B\v6clp4s.m  
Meth Date : 06-Jun-2005 09:32 mtl Quant Type: ISTD  
Cal Date : 03-JUN-2005 11:51 Cal File: V6D6421.D  
Als bottle: 10  
Dil Factor: 20.00000  
Integrator: HP RTE Compound Sublist: CLP4.sub  
Target Version: 4.03

- NO TENTATIVELY IDENTIFIED COMPOUNDS -

Data File: \\AVOGADRO\ORGANICS\organic\voa\V6.i\050603.B\V6D6430.D

Date : 03-JUN-2005 17:45

Client ID: MW-03DL

Instrument: V6.i

Sample Info: ,D0618-02ADL,18379,20X

Purge Volume: 5.0

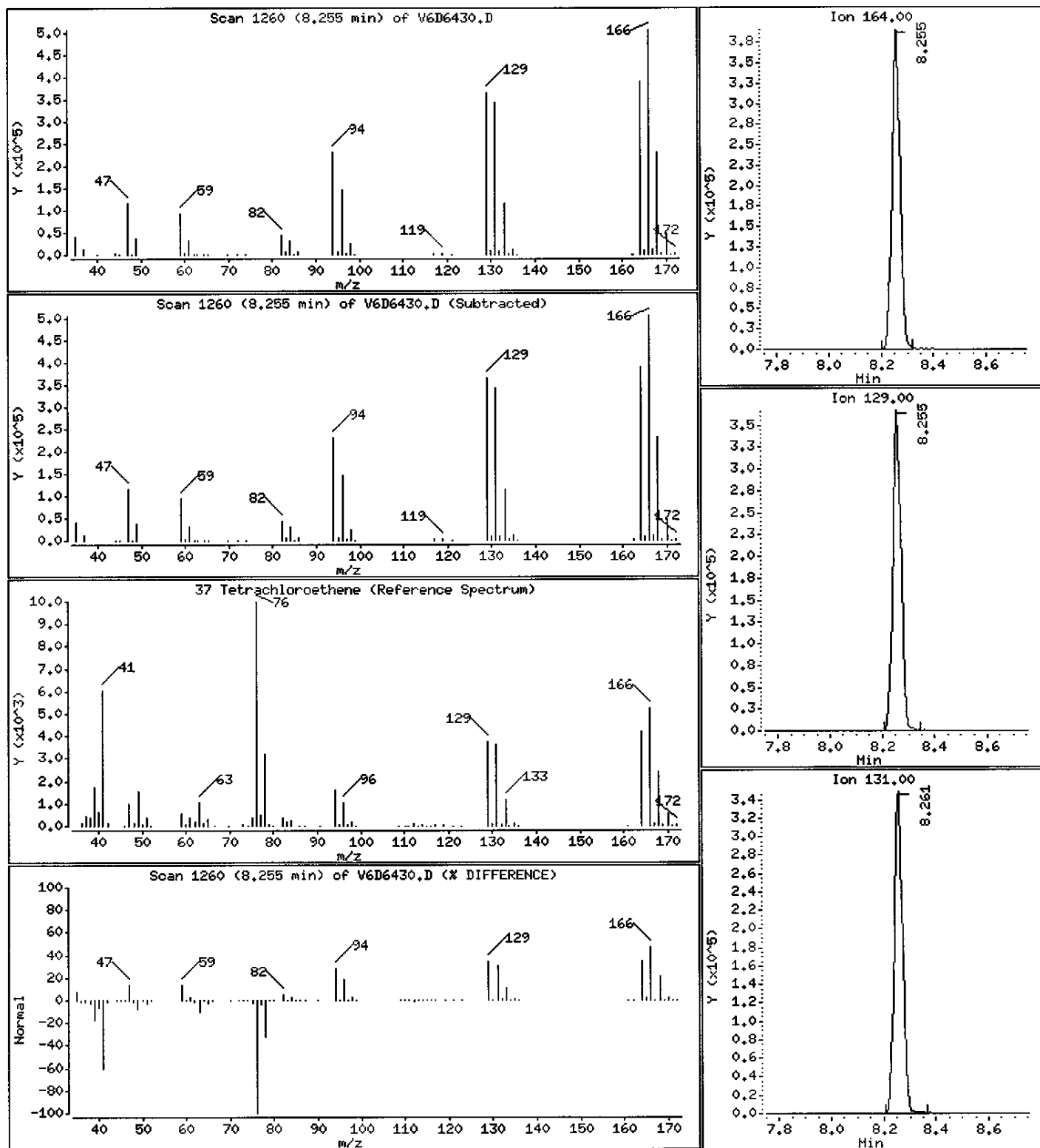
Operator: SB SRC: SB

Column phase: DB-624

Column diameter: 0.25

37 Tetrachloroethene

Concentration: 1400 ug/L



1A  
VOLATILE ORGANICS ANALYSIS DATA SHEET

EPA SAMPLE NO.

MW-04

Lab Name: MITKEM CORPORATION Contract: \_\_\_\_\_

Lab Code: MITKEM Case No.: \_\_\_\_\_ SAS No.: \_\_\_\_\_ SDG No.: MD0618

Matrix: (soil/water) WATER Lab Sample ID: D0618-03A

Sample wt/vol: 5.000 (g/mL) ML Lab File ID: V6D6405

Level: (low/med) LOW Date Received: 05/27/05

% Moisture: not dec. \_\_\_\_\_ Date Analyzed: 06/02/05

GC Column: DB-624 ID: 0.25 (mm) Dilution Factor: 1.0

Soil Extract Volume: \_\_\_\_\_ (uL) Soil Aliquot Volume: \_\_\_\_\_ (uL)

CONCENTRATION UNITS:  
(ug/L or ug/Kg) UG/L Q

CAS NO.	COMPOUND		
75-71-8	Dichlorodifluoromethane	10	U
74-87-3	Chloromethane	10	U
75-01-4	Vinyl Chloride	10	U
74-83-9	Bromomethane	10	U
75-00-3	Chloroethane	10	U
75-69-4	Trichlorofluoromethane	10	U
75-35-4	1,1-Dichloroethene	10	U
76-13-1	1,1,2-Trichloro-1,2,2-trifluoroethane	10	U
67-64-1	Acetone	10	U
75-15-0	Carbon Disulfide	10	U
79-20-9	Methyl Acetate	10	U
75-09-2	Methylene Chloride	10	U
156-60-5	trans-1,2-Dichloroethene	10	U
1634-04-4	Methyl tert-Butyl Ether	10	U
75-34-3	1,1-Dichloroethane	10	U
156-59-2	cis-1,2-Dichloroethene	10	U
78-93-3	2-Butanone	10	U
67-66-3	Chloroform	10	U
71-55-6	1,1,1-Trichloroethane	10	U
110-82-7	Cyclohexane	10	U
56-23-5	Carbon Tetrachloride	10	U
71-43-2	Benzene	10	U
107-06-2	1,2-Dichloroethane	10	U



1B  
VOLATILE ORGANICS ANALYSIS DATA SHEET

EPA SAMPLE NO.

MW-04

Lab Name: MITKEM CORPORATION Contract: \_\_\_\_\_

Lab Code: MITKEM Case No.: \_\_\_\_\_ SAS No.: \_\_\_\_\_ SDG No.: MD0618

Matrix: (soil/water) WATER Lab Sample ID: D0618-03A

Sample wt/vol: 5.000 (g/mL) ML Lab File ID: V6D6405

Level: (low/med) LOW Date Received: 05/27/05

% Moisture: not dec. \_\_\_\_\_ Date Analyzed: 06/02/05

GC Column: DB-624 ID: 0.25 (mm) Dilution Factor: 1.0

Soil Extract Volume: \_\_\_\_\_ (uL) Soil Aliquot Volume: \_\_\_\_\_ (uL)

CONCENTRATION UNITS:  
(ug/L or ug/Kg) UG/L Q

CAS NO.	COMPOUND		
79-01-6	Trichloroethene	1	J
108-87-2	Methylcyclohexane	10	U
78-87-5	1,2-Dichloropropane	10	U
75-27-4	Bromodichloromethane	10	U
10061-01-5	cis-1,3-Dichloropropene	10	U
108-10-1	4-Methyl-2-Pentanone	10	U
108-88-3	Toluene	10	U
10061-02-6	trans-1,3-Dichloropropene	10	U
79-00-5	1,1,2-Trichloroethane	10	U
127-18-4	Tetrachloroethene	1300	E
591-78-6	2-Hexanone	10	U
124-48-1	Dibromochloromethane	10	U
106-93-4	1,2-Dibromoethane	10	U
108-90-7	Chlorobenzene	10	U
100-41-4	Ethylbenzene	10	U
1330-20-7	Xylene (Total)	10	U
100-42-5	Styrene	10	U
75-25-2	Bromoform	10	U
98-82-8	Isopropylbenzene	10	U
79-34-5	1,1,2,2-Tetrachloroethane	10	U
541-73-1	1,3-Dichlorobenzene	10	U
106-46-7	1,4-Dichlorobenzene	10	U
95-50-1	1,2-Dichlorobenzene	10	U
96-12-8	1,2-Dibromo-3-chloropropane	10	U
120-82-1	1,2,4-Trichlorobenzene	10	U

1F  
VOLATILE ORGANICS ANALYSIS DATA SHEET  
TENTATIVELY IDENTIFIED COMPOUNDS

EPA SAMPLE NO.

MW-04

Lab Name: MITKEM CORPORATION Contract: \_\_\_\_\_

Lab Code: MITKEM Case No.: \_\_\_\_\_ SAS No.: \_\_\_\_\_ SDG No.: MD0618

Matrix: (soil/water) WATER Lab Sample ID: D0618-03A

Sample wt/vol: 5.000 (g/mL) ML Lab File ID: V6D6405

Level: (low/med) LOW Date Received: 05/27/05

% Moisture: not dec. \_\_\_\_\_ Date Analyzed: 06/02/05

GC Column: DB-624 ID: 0.25 (mm) Dilution Factor: 1.0

Soil Extract Volume: \_\_\_\_\_ (uL) Soil Aliquot Volume: \_\_\_\_\_ (uL)

Number TICs found: 0 CONCENTRATION UNITS:  
(ug/L or ug/Kg) ug/L

CAS NUMBER	COMPOUND NAME	RT	EST. CONC.	Q
1.				
2.				
3.				
4.				
5.				
6.				
7.				
8.				
9.				
10.				
11.				
12.				
13.				
14.				
15.				
16.				
17.				
18.				
19.				
20.				
21.				
22.				
23.				
24.				
25.				
26.				
27.				
28.				
29.				
30.				

Data File: \\NAVOGADRON\ORGANICS\organic\voa\V6.i\050602.B\6D6405.D

Date : 02-JUN-2005 17:38

Client ID: HM-04

Sample Info: D0618-03A, HM-04, 18358

Purge Volume: 5.0

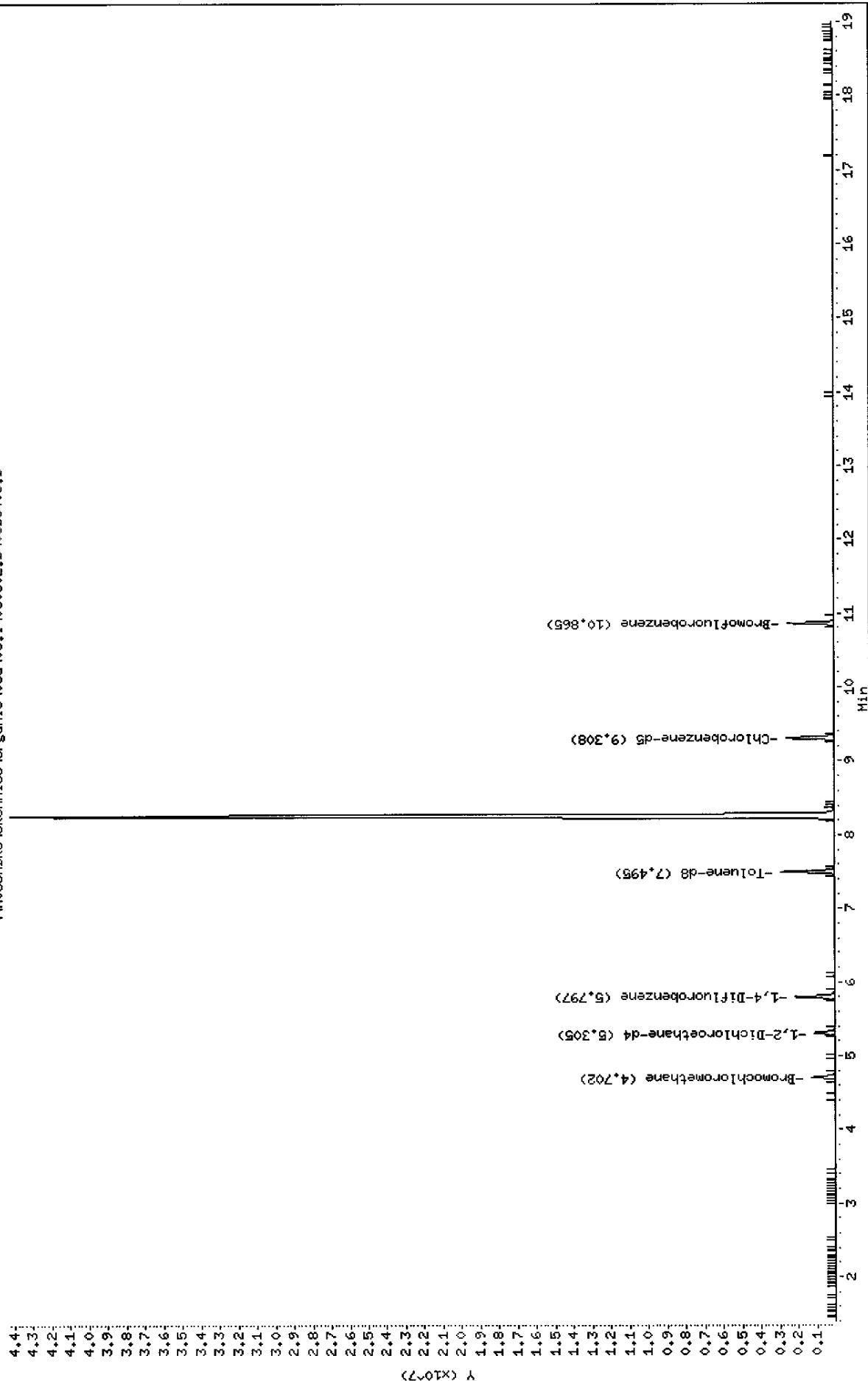
Column phase: DB-624

Instrument: V6.i

Operator: SB SRC: LIMS

Column diameter: 0.25

\\NAVOGADRON\ORGANICS\organic\voa\V6.i\050602.B\6D6405.D



Data File: \\AVOGADRO\ORGANICS\organic\voa\V6.i\050602.B\V6D6405.D  
Report Date: 22-Jun-2005 16:48

Mitkem Corporation

CLP OLM4.X - Water and Medium Soils

Data file : \\AVOGADRO\ORGANICS\organic\voa\V6.i\050602.B\V6D6405.D  
Lab Smp Id: D0618-03A Client Smp ID: MW-04  
Inj Date : 02-JUN-2005 17:38  
Operator : SB SRC: LIMS Inst ID: V6.i  
Smp Info : ,D0618-03A,MW-04,18358  
Misc Info : ,2  
Comment :  
Method : \\AVOGADRO\ORGANICS\organic\voa\V6.i\050602.B\v6clp4s.m  
Meth Date : 21-Jun-2005 07:32 mtl Quant Type: ISTD  
Cal Date : 02-JUN-2005 09:37 Cal File: V6D6391.D ✓  
Als bottle: 11  
Dil Factor: 1.00000  
Integrator: HP RTE Compound Sublist: CLP4.sub  
Target Version: 4.03  
Processing Host: TARGET3

Concentration Formula: Amt \* DF \* Uf \* 5/Vo

Name	Value	Description
DF	1.000	Dilution Factor
Uf	1.000	ng unit correction factor
Vo	5.000	Sample Volume purged (mL)

Compounds	QUANT	SIG						CONCENTRATIONS	
			MASS	RT	EXP RT	REL RT	RESPONSE	ON-COLUMN ( ug/L)	FINAL ( ug/L)
* 18 Bromochloromethane	128			4.702	4.695	(1.000)	402623	50.0000	
\$ 23 1,2-Dichloroethane-d4	65			5.305	5.303	(1.128)	964904	43.2129	43
* 26 1,4-Difluorobenzene	114			5.798	5.796	(1.000)	1945425	50.0000	
27 Trichloroethene	130			6.102	6.088	(1.052)	16780	1.18918	1 (a)
\$ 33 Toluene-d8	98			7.495	7.493	(0.805)	2273614	47.1039	47
37 Tetrachloroethene	164			8.255	8.253	(0.887)	14012533	1251.89	1300 (A)
* 42 Chlorobenzene-d5	117			9.308	9.306	(1.000)	1863196	50.0000	
\$ 50 Bromofluorobenzene	95			10.859	10.857	(1.167)	980992	49.5386	50

QC Flag Legend

- a - Target compound detected but, quantitated amount  
Below Limit Of Quantitation(BLOQ).  
A - Target compound detected but, quantitated amount  
exceeded maximum amount.

KL  
6/22/05

Data File: \\AVOGADRO\ORGANICS\organic\voa\V6.i\050602.B\V6D6405.D  
Report Date: 22-Jun-2005 16:48

Mitkem Corporation

CLP OLM4.X - Water and Medium Soils  
Data file : \\AVOGADRO\ORGANICS\organic\voa\V6.i\050602.B\V6D6405.D  
Lab Smp Id: D0618-03A Client Smp ID: MW-04  
Inj Date : 02-JUN-2005 17:38  
Operator : SB SRC: LIMS Inst ID: V6.i  
Smp Info : ,D0618-03A,MW-04,18358  
Misc Info : ,2  
Comment :  
Method : \\AVOGADRO\ORGANICS\organic\voa\V6.i\050602.B\v6clp4s.m  
Meth Date : 21-Jun-2005 07:32 mtl Quant Type: ISTD  
Cal Date : 02-JUN-2005 09:37 Cal File: V6D6391.D  
Als bottle: 11  
Dil Factor: 1.00000  
Integrator: HP RTE Compound Sublist: CLP4.sub  
Target Version: 4.03  
Processing Host: TARGET3

- NO TENTATIVELY IDENTIFIED COMPOUNDS -

Data File: \\AVOCADRO\ORGANICS\organic\voa\V6.i\050602.B\V6D6405.D

Date : 02-JUN-2005 17:38

Client ID: MW-04

Instrument: V6.i

Sample Info: ,D0618-03A,MW-04,18358

Purge Volume: 5.0

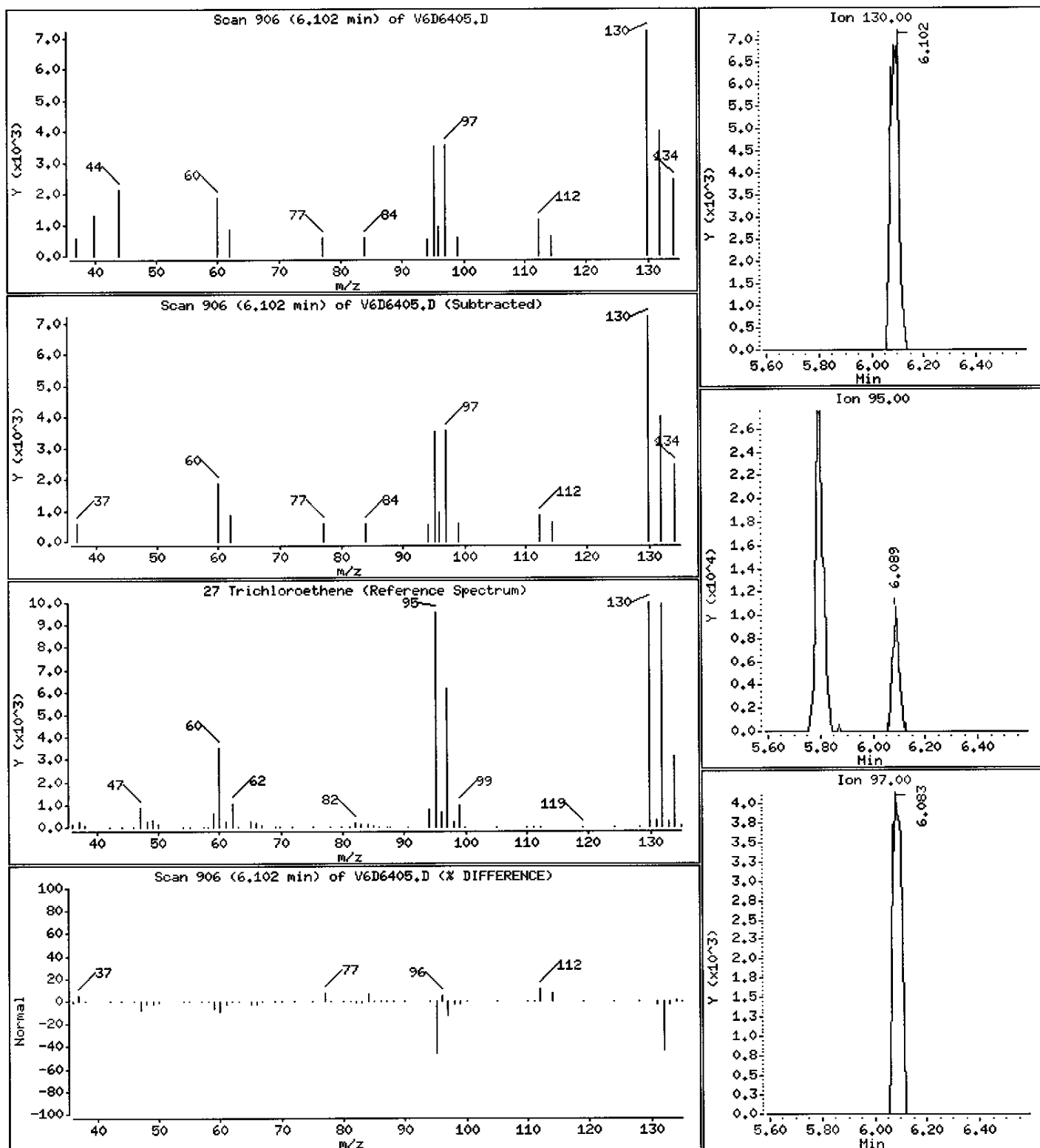
Operator: SB SRC: LIMS

Column phase: DB-624

Column diameter: 0.25

27 Trichloroethene

Concentration: 1 ug/L



Data File: \\AVOGADRO\ORGANICS\organic\voa\V6.i\050602.B\V6D6405.D

Date : 02-JUN-2005 17:38

Client ID: MW-04

Instrument: V6.i

Sample Info: ,D0618-03A,MW-04,18358

Purge Volume: 5.0

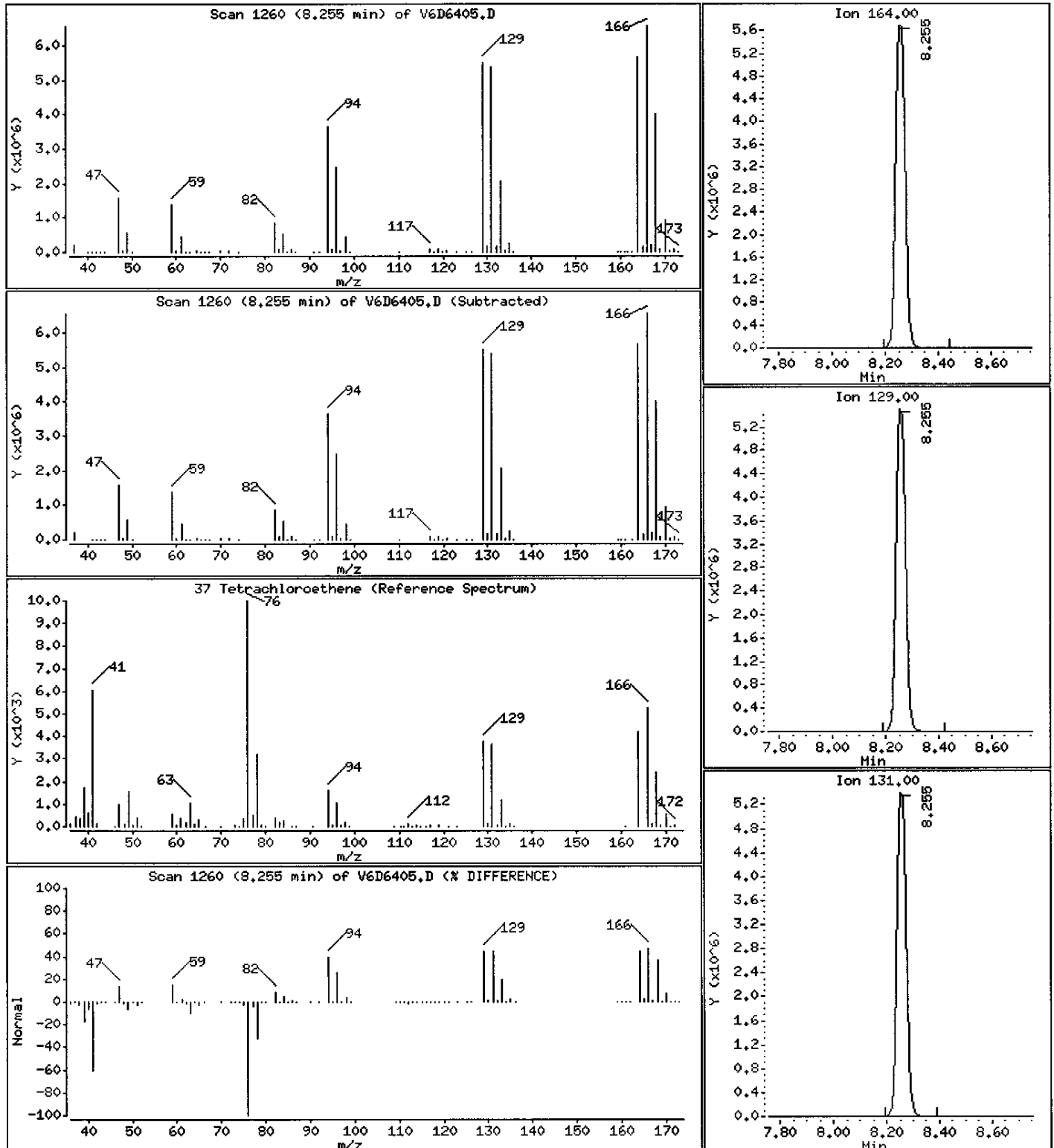
Operator: SB SRC: LIMS

Column phase: DB-624

Column diameter: 0.25

37 Tetrachloroethene

Concentration: 1300 ug/L



1A  
VOLATILE ORGANICS ANALYSIS DATA SHEET

EPA SAMPLE NO.

MW-04DL

Lab Name: MITKEM CORPORATION Contract: \_\_\_\_\_

Lab Code: MITKEM Case No.: \_\_\_\_\_ SAS No.: \_\_\_\_\_ SDG No.: MD0618

Matrix: (soil/water) WATER Lab Sample ID: D0618-03ADL

Sample wt/vol: 5.000 (g/mL) ML Lab File ID: V6D6431

Level: (low/med) LOW Date Received: 05/27/05

% Moisture: not dec. \_\_\_\_\_ Date Analyzed: 06/03/05

GC Column: DB-624 ID: 0.25 (mm) Dilution Factor: 20.0

Soil Extract Volume: \_\_\_\_\_ (uL) Soil Aliquot Volume: \_\_\_\_\_ (uL)

CONCENTRATION UNITS:  
(ug/L or ug/Kg) UG/L Q

CAS NO.	COMPOUND		
75-71-8	Dichlorodifluoromethane	200	U
74-87-3	Chloromethane	200	U
75-01-4	Vinyl Chloride	200	U
74-83-9	Bromomethane	200	U
75-00-3	Chloroethane	200	U
75-69-4	Trichlorofluoromethane	200	U
75-35-4	1,1-Dichloroethene	200	U
76-13-1	1,1,2-Trichloro-1,2,2-trifluoroethane	200	U
67-64-1	Acetone	200	U
75-15-0	Carbon Disulfide	200	U
79-20-9	Methyl Acetate	200	U
75-09-2	Methylene Chloride	200	U
156-60-5	trans-1,2-Dichloroethene	200	U
1634-04-4	Methyl tert-Butyl Ether	200	U
75-34-3	1,1-Dichloroethane	200	U
156-59-2	cis-1,2-Dichloroethene	200	U
78-93-3	2-Butanone	200	U
67-66-3	Chloroform	200	U
71-55-6	1,1,1-Trichloroethane	200	U
110-82-7	Cyclohexane	200	U
56-23-5	Carbon Tetrachloride	200	U
71-43-2	Benzene	200	U
107-06-2	1,2-Dichloroethane	200	U



1B  
VOLATILE ORGANICS ANALYSIS DATA SHEET

EPA SAMPLE NO.

MW-04DL

Lab Name: MITKEM CORPORATION Contract: \_\_\_\_\_

Lab Code: MITKEM Case No.: \_\_\_\_\_ SAS No.: \_\_\_\_\_ SDG No.: MD0618

Matrix: (soil/water) WATER Lab Sample ID: D0618-03ADL

Sample wt/vol: 5.000 (g/mL) ML Lab File ID: V6D6431

Level: (low/med) LOW Date Received: 05/27/05

% Moisture: not dec. \_\_\_\_\_ Date Analyzed: 06/03/05

GC Column: DB-624 ID: 0.25 (mm) Dilution Factor: 20.0

Soil Extract Volume: \_\_\_\_\_ (uL) Soil Aliquot Volume: \_\_\_\_\_ (uL)

CONCENTRATION UNITS:  
(ug/L or ug/Kg) UG/L Q

CAS NO.	COMPOUND		
79-01-6	Trichloroethene	200	U
108-87-2	Methylcyclohexane	200	U
78-87-5	1,2-Dichloropropane	200	U
75-27-4	Bromodichloromethane	200	U
10061-01-5	cis-1,3-Dichloropropene	200	U
108-10-1	4-Methyl-2-Pentanone	200	U
108-88-3	Toluene	200	U
10061-02-6	trans-1,3-Dichloropropene	200	U
79-00-5	1,1,2-Trichloroethane	200	U
127-18-4	Tetrachloroethene	1200	D
591-78-6	2-Hexanone	200	U
124-48-1	Dibromochloromethane	200	U
106-93-4	1,2-Dibromoethane	200	U
108-90-7	Chlorobenzene	200	U
100-41-4	Ethylbenzene	200	U
1330-20-7	Xylene (Total)	200	U
100-42-5	Styrene	200	U
75-25-2	Bromoform	200	U
98-82-8	Isopropylbenzene	200	U
79-34-5	1,1,2,2-Tetrachloroethane	200	U
541-73-1	1,3-Dichlorobenzene	200	U
106-46-7	1,4-Dichlorobenzene	200	U
95-50-1	1,2-Dichlorobenzene	200	U
96-12-8	1,2-Dibromo-3-chloropropane	200	U
120-82-1	1,2,4-Trichlorobenzene	200	U

1F  
VOLATILE ORGANICS ANALYSIS DATA SHEET  
TENTATIVELY IDENTIFIED COMPOUNDS

EPA SAMPLE NO.

MW-04DL

Lab Name: MITKEM CORPORATION Contract: \_\_\_\_\_

Lab Code: MITKEM Case No.: \_\_\_\_\_ SAS No.: \_\_\_\_\_ SDG No.: MD0618

Matrix: (soil/water) WATER Lab Sample ID: D0618-03ADL

Sample wt/vol: 5.000 (g/mL) ML Lab File ID: V6D6431

Level: (low/med) LOW Date Received: 05/27/05

% Moisture: not dec. \_\_\_\_\_ Date Analyzed: 06/03/05

GC Column: DB-624 ID: 0.25 (mm) Dilution Factor: 20.0

Soil Extract Volume: \_\_\_\_\_ (uL) Soil Aliquot Volume: \_\_\_\_\_ (uL)

Number TICs found: 0

CONCENTRATION UNITS:  
(ug/L or ug/Kg) ug/L

CAS NUMBER	COMPOUND NAME	RT	EST. CONC.	Q
1.				
2.				
3.				
4.				
5.				
6.				
7.				
8.				
9.				
10.				
11.				
12.				
13.				
14.				
15.				
16.				
17.				
18.				
19.				
20.				
21.				
22.				
23.				
24.				
25.				
26.				
27.				
28.				
29.				
30.				

Data File: \\AVOGADRO\ORGANICS\organic\voa\V6.i\050603.B\V6D6431.D

Date : 03-JUN-2005 18:13

Client ID: HU-04DL

Sample Info: ,D0618-03ADL,18379,20X

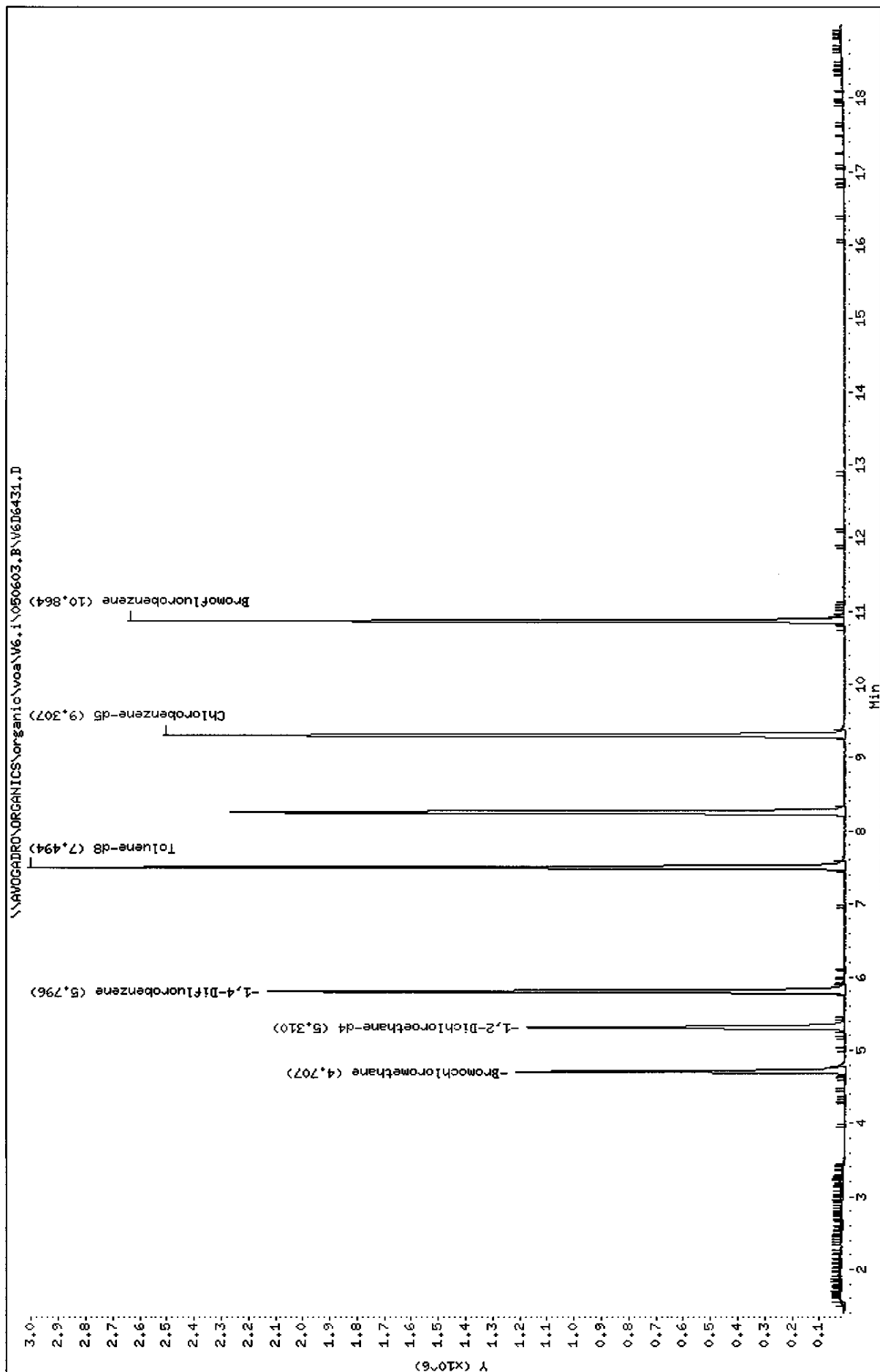
Purge Volume: 5.0

Column phase: DB-624

Instrument: V6.i

Operator: SB SRC: SB

Column diameter: 0.25



Data File: \\AVOGADRO\ORGANICS\organic\voa\V6.i\050603.B\V6D6431.D  
Report Date: 22-Jun-2005 17:02

Mitkem Corporation

CLP OLM4.X - Water and Medium Soils

Data file : \\AVOGADRO\ORGANICS\organic\voa\V6.i\050603.B\V6D6431.D  
Lab Smp Id: D0618-03ADL Client Smp ID: MW-04DL  
Inj Date : 03-JUN-2005 18:13  
Operator : SB SRC: SB Inst ID: V6.i  
Smp Info : ,D0618-03ADL,18379,20X  
Misc Info : ,2  
Comment :  
Method : \\AVOGADRO\ORGANICS\organic\voa\V6.i\050603.B\v6clp4s.m  
Meth Date : 06-Jun-2005 09:32 mtl Quant Type: ISTD  
Cal Date : 03-JUN-2005 11:51 Cal File: V6D6421.D  
Als bottle: 11  
Dil Factor: 20.00000  
Integrator: HP RTE Compound Sublist: CLP4.sub  
Target Version: 4.03

Concentration Formula: Amt \* DF \* Uf \* 5/Vo

Name	Value	Description
DF	20.000	Dilution Factor ✓
Uf	1.000	ng unit correction factor
Vo	5.000	Sample Volume purged (mL)

Compounds	QUANT SIG	MASS	RT	EXP RT	REL RT	RESPONSE	CONCENTRATIONS	
							ON-COLUMN	FINAL
							( ug/L)	( ug/L)
* 18 Bromochloromethane	128	4.707	4.699	(1.000)	393737	50.0000		
\$ 23 1,2-Dichloroethane-d4	65	5.304	5.301	(1.127)	1095504	48.8135	49	
* 26 1,4-Difluorobenzene	114	5.796	5.794	(1.000)	1792066	50.0000		
\$ 33 Toluene-d8	98	7.494	7.492	(0.805)	2233090	47.9738	48	
37 Tetrachloroethene	164	8.260	8.252	(0.888)	637075	59.7380	1200	
* 42 Chlorobenzene-d5	117	9.306	9.304	(1.000)	1713777	50.0000		
\$ 50 Bromofluorobenzene	95	10.864	10.862	(1.167)	932222	48.1138	48	

KC  
6/22/05

Data File: \\AVOGADRO\ORGANICS\organic\voa\V6.i\050603.B\V6D6431.D  
Report Date: 22-Jun-2005 17:02

Mitkem Corporation

CLP OLM4.X - Water and Medium Soils

Data file : \\AVOGADRO\ORGANICS\organic\voa\V6.i\050603.B\V6D6431.D  
Lab Smp Id: D0618-03ADL Client Smp ID: MW-04DL  
Inj Date : 03-JUN-2005 18:13  
Operator : SB SRC: SB Inst ID: V6.i  
Smp Info : ,D0618-03ADL,18379,20X  
Misc Info : ,2  
Comment :  
Method : \\AVOGADRO\ORGANICS\organic\voa\V6.i\050603.B\v6clp4s.m  
Meth Date : 06-Jun-2005 09:32 mtl Quant Type: ISTD  
Cal Date : 03-JUN-2005 11:51 Cal File: V6D6421.D  
Als bottle: 11  
Dil Factor: 20.00000  
Integrator: HP RTE Compound Sublist: CLP4.sub  
Target Version: 4.03

- NO TENTATIVELY IDENTIFIED COMPOUNDS -

Data File: \\AVOGADRO\ORGANICS\organic\voa\V6.i\050603.B\V6D6431.D

Date : 03-JUN-2005 18:13

Client ID: MW-04DL

Instrument: V6.i

Sample Info: ,D0618-03ADL,18379,20X

Purge Volume: 5.0

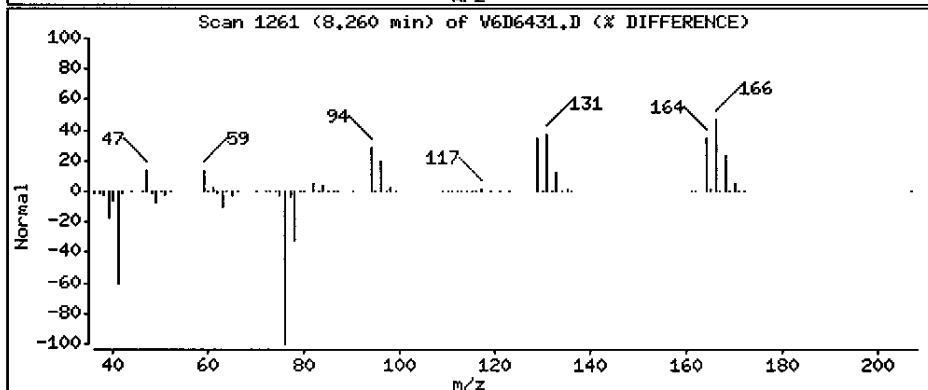
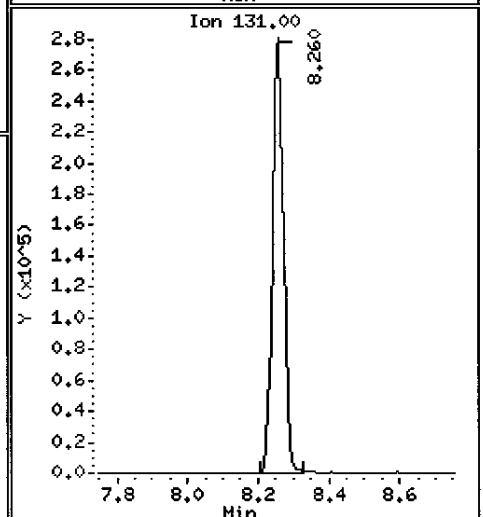
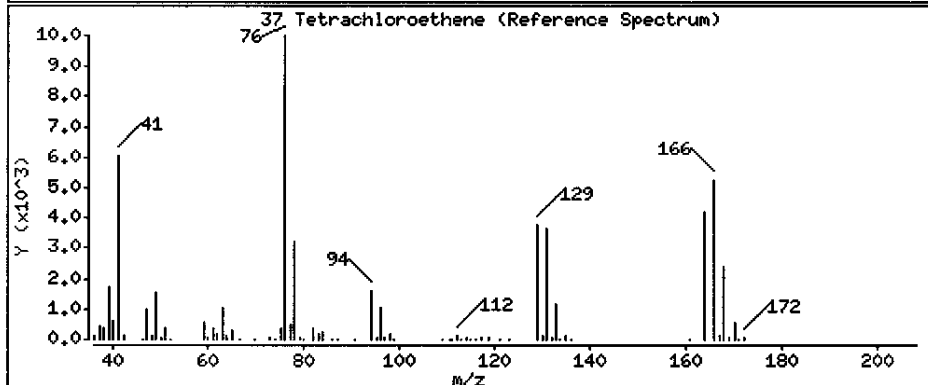
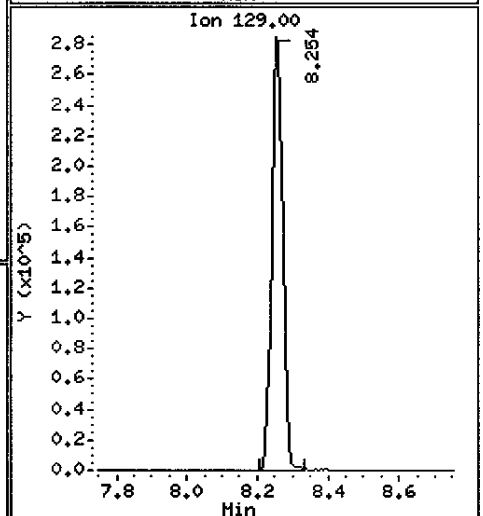
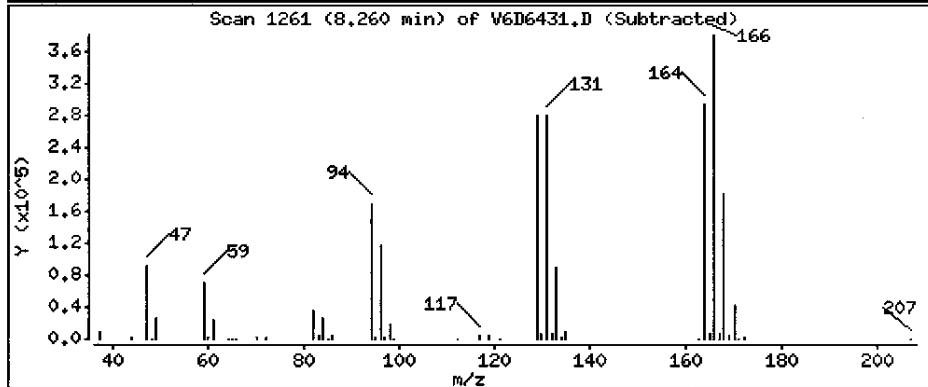
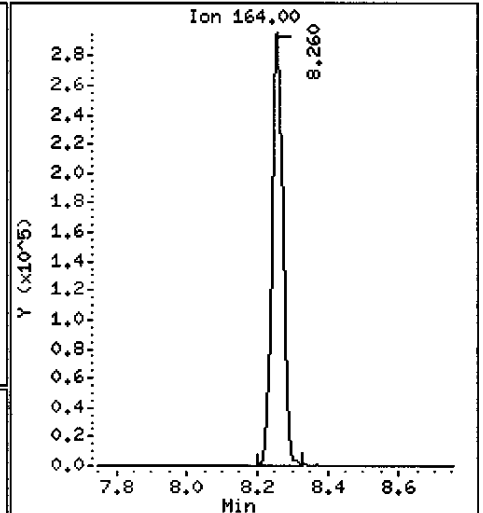
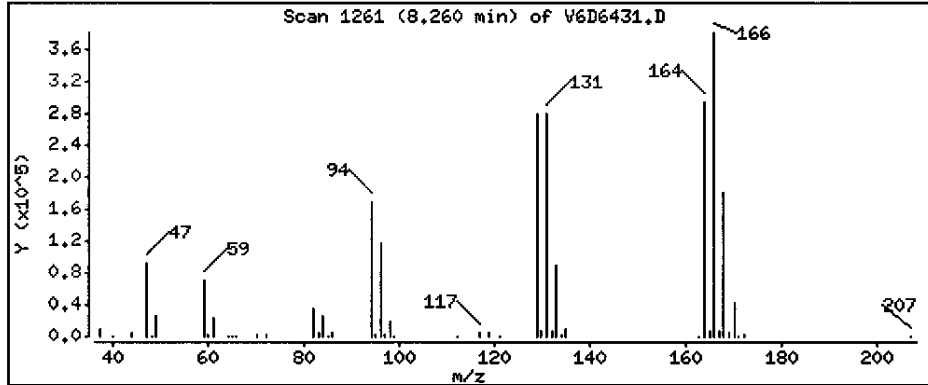
Operator: SB SRC: SB

Column phase: DB-624

Column diameter: 0.25

37 Tetrachloroethene

Concentration: 1200 ug/L



1A  
VOLATILE ORGANICS ANALYSIS DATA SHEET

EPA SAMPLE NO.

MW-05

Lab Name: MITKEM CORPORATION Contract: \_\_\_\_\_

Lab Code: MITKEM Case No.: \_\_\_\_\_ SAS No.: \_\_\_\_\_ SDG No.: MD0618

Matrix: (soil/water) WATER Lab Sample ID: D0618-04A

Sample wt/vol: 5.000 (g/mL) ML Lab File ID: V6D6406

Level: (low/med) LOW Date Received: 05/27/05

% Moisture: not dec. \_\_\_\_\_ Date Analyzed: 06/02/05

GC Column: DB-624 ID: 0.25 (mm) Dilution Factor: 1.0

Soil Extract Volume: \_\_\_\_\_ (uL) Soil Aliquot Volume: \_\_\_\_\_ (uL)

CONCENTRATION UNITS:  
(ug/L or ug/Kg) UG/L Q

CAS NO.	COMPOUND		
75-71-8	Dichlorodifluoromethane	10	U
74-87-3	Chloromethane	10	U
75-01-4	Vinyl Chloride	10	U
74-83-9	Bromomethane	10	U
75-00-3	Chloroethane	10	U
75-69-4	Trichlorofluoromethane	10	U
75-35-4	1,1-Dichloroethene	10	U
76-13-1	1,1,2-Trichloro-1,2,2-trifluoroethane	10	U
67-64-1	Acetone	10	U
75-15-0	Carbon Disulfide	10	U
79-20-9	Methyl Acetate	10	U
75-09-2	Methylene Chloride	10	U
156-60-5	trans-1,2-Dichloroethene	10	U
1634-04-4	Methyl tert-Butyl Ether	10	U
75-34-3	1,1-Dichloroethane	10	U
156-59-2	cis-1,2-Dichloroethene	10	U
78-93-3	2-Butanone	10	U
67-66-3	Chloroform	10	U
71-55-6	1,1,1-Trichloroethane	10	U
110-82-7	Cyclohexane	10	U
56-23-5	Carbon Tetrachloride	10	U
71-43-2	Benzene	10	U
107-06-2	1,2-Dichloroethane	10	U

1B  
VOLATILE ORGANICS ANALYSIS DATA SHEET

EPA SAMPLE NO.

MW-05

Lab Name: MITKEM CORPORATION Contract: \_\_\_\_\_

Lab Code: MITKEM Case No.: \_\_\_\_\_ SAS No.: \_\_\_\_\_ SDG No.: MD0618

Matrix: (soil/water) WATER Lab Sample ID: D0618-04A

Sample wt/vol: 5.000 (g/mL) ML Lab File ID: V6D6406

Level: (low/med) LOW Date Received: 05/27/05

% Moisture: not dec. \_\_\_\_\_ Date Analyzed: 06/02/05

GC Column: DB-624 ID: 0.25 (mm) Dilution Factor: 1.0

Soil Extract Volume: \_\_\_\_\_ (uL) Soil Aliquot Volume: \_\_\_\_\_ (uL)

CONCENTRATION UNITS:  
(ug/L or ug/Kg) UG/L Q

CAS NO.	COMPOUND		
79-01-6	Trichloroethene	10	U
108-87-2	Methylcyclohexane	10	U
78-87-5	1,2-Dichloropropane	10	U
75-27-4	Bromodichloromethane	10	U
10061-01-5	cis-1,3-Dichloropropene	10	U
108-10-1	4-Methyl-2-Pentanone	10	U
108-88-3	Toluene	10	U
10061-02-6	trans-1,3-Dichloropropene	10	U
79-00-5	1,1,2-Trichloroethane	10	U
127-18-4	Tetrachloroethene	2	J
591-78-6	2-Hexanone	10	U
124-48-1	Dibromochloromethane	10	U
106-93-4	1,2-Dibromoethane	10	U
108-90-7	Chlorobenzene	10	U
100-41-4	Ethylbenzene	10	U
1330-20-7	Xylene (Total)	10	U
100-42-5	Styrene	10	U
75-25-2	Bromoform	10	U
98-82-8	Isopropylbenzene	10	U
79-34-5	1,1,2,2-Tetrachloroethane	10	U
541-73-1	1,3-Dichlorobenzene	10	U
106-46-7	1,4-Dichlorobenzene	10	U
95-50-1	1,2-Dichlorobenzene	10	U
96-12-8	1,2-Dibromo-3-chloropropane	10	U
120-82-1	1,2,4-Trichlorobenzene	10	U



1F  
VOLATILE ORGANICS ANALYSIS DATA SHEET  
TENTATIVELY IDENTIFIED COMPOUNDS

EPA SAMPLE NO.

MW-05

Lab Name: MITKEM CORPORATION Contract: \_\_\_\_\_

Lab Code: MITKEM Case No.: \_\_\_\_\_ SAS No.: \_\_\_\_\_ SDG No.: MD0618

Matrix: (soil/water) WATER Lab Sample ID: D0618-04A

Sample wt/vol: 5.000 (g/mL) ML Lab File ID: V6D6406

Level: (low/med) LOW Date Received: 05/27/05

% Moisture: not dec. \_\_\_\_\_ Date Analyzed: 06/02/05

GC Column: DB-624 ID: 0.25 (mm) Dilution Factor: 1.0

Soil Extract Volume: \_\_\_\_\_ (uL) Soil Aliquot Volume: \_\_\_\_\_ (uL)

Number TICs found: 0 CONCENTRATION UNITS:  
(ug/L or ug/Kg) ug/L

CAS NUMBER	COMPOUND NAME	RT	EST. CONC.	Q
1.				
2.				
3.				
4.				
5.				
6.				
7.				
8.				
9.				
10.				
11.				
12.				
13.				
14.				
15.				
16.				
17.				
18.				
19.				
20.				
21.				
22.				
23.				
24.				
25.				
26.				
27.				
28.				
29.				
30.				

Data File: \\AVOCADRO\ORGANICS\organic\voa\V6.i\050602.B\V6D6406.D

Date : 02-JUN-2005 18:05

Client ID: MH-05

Sample Info: J0618-04A,MH-05,18358

Purge Volume: 5.0

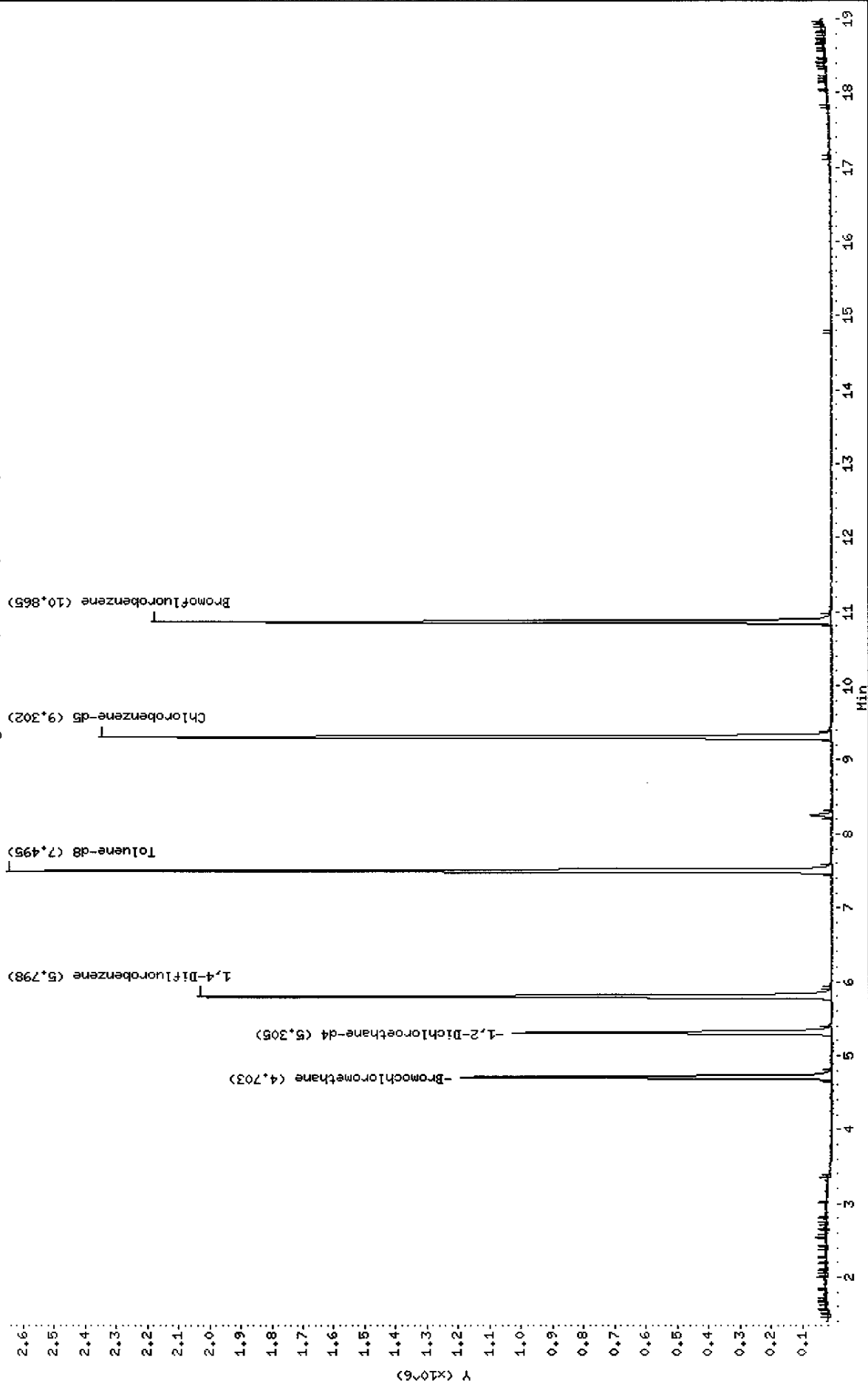
Column phase: DB-624

Instrument: V6.i

Operator: SB SRC: LIHS

Column diameter: 0.25

\\AVOCADRO\ORGANICS\organic\voa\V6.i\050602.B\V6D6406.D



Data File: \\AVOGADRO\ORGANICS\organic\voa\V6.i\050602.B\V6D6406.D  
Report Date: 22-Jun-2005 16:48

Mitkem Corporation

CLP OLM4.X - Water and Medium Soils

Data file : \\AVOGADRO\ORGANICS\organic\voa\V6.i\050602.B\V6D6406.D  
Lab Smp Id: D0618-04A Client Smp ID: MW-05  
Inj Date : 02-JUN-2005 18:05  
Operator : SB SRC: LIMS Inst ID: V6.i  
Smp Info : ,D0618-04A,MW-05,18358  
Misc Info : ,2  
Comment :  
Method : \\AVOGADRO\ORGANICS\organic\voa\V6.i\050602.B\v6clp4s.m  
Meth Date : 21-Jun-2005 07:32 mtl Quant Type: ISTD  
Cal Date : 02-JUN-2005 09:37 Cal File: V6D6391.D ✓  
Als bottle: 12  
Dil Factor: 1.00000  
Integrator: HP RTE Compound Sublist: CLP4.sub  
Target Version: 4.03  
Processing Host: TARGET3

Concentration Formula: Amt \* DF \* Uf \* 5/Vo

Name	Value	Description
DF	1.000	Dilution Factor
Uf	1.000	ng unit correction factor
Vo	5.000	Sample Volume purged (mL)

Compounds	QUANT SIG	MASS	RT	EXP RT	REL RT	RESPONSE	CONCENTRATIONS	
							ON-COLUMN	FINAL
							( ug/L)	( ug/L)
* 18 Bromochloromethane	128	4.703	4.695	(1.000)	391080	50.0000		
\$ 23 1,2-Dichloroethane-d4	65	5.305	5.303	(1.128)	892817	41.1647	41	
* 26 1,4-Difluorobenzene	114	5.798	5.796	(1.000)	1872677	50.0000		
\$ 33 Toluene-d8	98	7.495	7.493	(0.806)	2053125	45.6193	46	
37 Tetrachloroethene	164	8.256	8.253	(0.888)	18665	1.78842	2 (a)	
* 42 Chlorobenzene-d5	117	9.302	9.306	(1.000)	1737262	50.0000		
\$ 50 Bromofluorobenzene	95	10.859	10.857	(1.167)	832008	45.0609	45	

QC Flag Legend

a - Target compound detected but, quantitated amount  
Below Limit Of Quantitation(BLOQ).

KL  
6/22/05

Data File: \\AVOGADRO\ORGANICS\organic\voa\V6.i\050602.B\V6D6406.D  
Report Date: 22-Jun-2005 16:48

Mitkem Corporation

CLP OLM4.X - Water and Medium Soils  
Data file : \\AVOGADRO\ORGANICS\organic\voa\V6.i\050602.B\V6D6406.D  
Lab Smp Id: D0618-04A Client Smp ID: MW-05  
Inj Date : 02-JUN-2005 18:05  
Operator : SB SRC: LIMS Inst ID: V6.i  
Smp Info : ,D0618-04A,MW-05,18358  
Misc Info : ,2  
Comment :  
Method : \\AVOGADRO\ORGANICS\organic\voa\V6.i\050602.B\v6clp4s.m  
Meth Date : 21-Jun-2005 07:32 mtl Quant Type: ISTD  
Cal Date : 02-JUN-2005 09:37 Cal File: V6D6391.D  
Als bottle: 12  
Dil Factor: 1.00000  
Integrator: HP RTE Compound Sublist: CLP4.sub  
Target Version: 4.03  
Processing Host: TARGET3

- NO TENTATIVELY IDENTIFIED COMPOUNDS -

Data File: \\AVOGADRO\ORGANICS\organic\voa\V6.i\050602.B\V6D6406.D

Date : 02-JUN-2005 18:05

Client ID: MW-05

Instrument: V6.i

Sample Info: ,D0618-04A,MW-05,18358

Purge Volume: 5.0

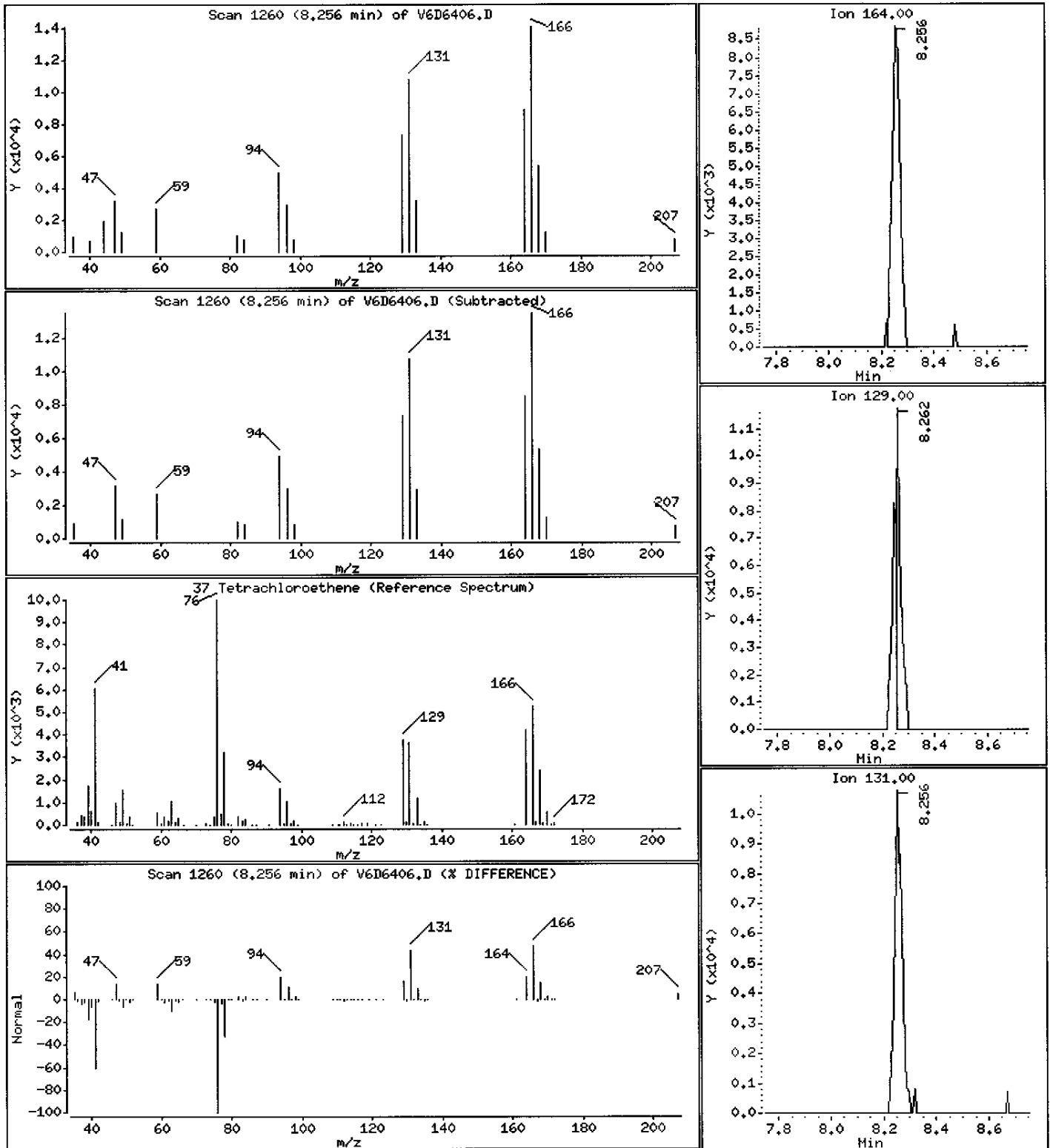
Operator: SB SRC: LIMS

Column phase: DB-624

Column diameter: 0.25

37 Tetrachloroethene

Concentration: 2 ug/L



1A  
VOLATILE ORGANICS ANALYSIS DATA SHEET

EPA SAMPLE NO.

MW-06

Lab Name: MITKEM CORPORATION Contract: \_\_\_\_\_

Lab Code: MITKEM Case No.: \_\_\_\_\_ SAS No.: \_\_\_\_\_ SDG No.: MD0618

Matrix: (soil/water) WATER Lab Sample ID: D0618-05A

Sample wt/vol: 5.000 (g/mL) ML Lab File ID: V6D6407

Level: (low/med) LOW Date Received: 05/27/05

% Moisture: not dec. \_\_\_\_\_ Date Analyzed: 06/02/05

GC Column: DB-624 ID: 0.25 (mm) Dilution Factor: 1.0

Soil Extract Volume: \_\_\_\_\_ (uL) Soil Aliquot Volume: \_\_\_\_\_ (uL)

CONCENTRATION UNITS:  
(ug/L or ug/Kg) UG/L Q

CAS NO.	COMPOUND		
75-71-8	Dichlorodifluoromethane	10	U
74-87-3	Chloromethane	10	U
75-01-4	Vinyl Chloride	10	U
74-83-9	Bromomethane	10	U
75-00-3	Chloroethane	10	U
75-69-4	Trichlorofluoromethane	10	U
75-35-4	1,1-Dichloroethene	10	U
76-13-1	1,1,2-Trichloro-1,2,2-trifluoroethane	10	U
67-64-1	Acetone	10	U
75-15-0	Carbon Disulfide	10	U
79-20-9	Methyl Acetate	10	U
75-09-2	Methylene Chloride	10	U
156-60-5	trans-1,2-Dichloroethene	10	U
1634-04-4	Methyl tert-Butyl Ether	10	U
75-34-3	1,1-Dichloroethane	10	U
156-59-2	cis-1,2-Dichloroethene	10	U
78-93-3	2-Butanone	10	U
67-66-3	Chloroform	10	U
71-55-6	1,1,1-Trichloroethane	10	U
110-82-7	Cyclohexane	10	U
56-23-5	Carbon Tetrachloride	10	U
71-43-2	Benzene	10	U
107-06-2	1,2-Dichloroethane	10	U

1B  
VOLATILE ORGANICS ANALYSIS DATA SHEET

EPA SAMPLE NO.

MW-06

Lab Name: MITKEM CORPORATION Contract: \_\_\_\_\_

Lab Code: MITKEM Case No.: \_\_\_\_\_ SAS No.: \_\_\_\_\_ SDG No.: MD0618

Matrix: (soil/water) WATER Lab Sample ID: D0618-05A

Sample wt/vol: 5.000 (g/mL) ML Lab File ID: V6D6407

Level: (low/med) LOW Date Received: 05/27/05

% Moisture: not dec. \_\_\_\_\_ Date Analyzed: 06/02/05

GC Column: DB-624 ID: 0.25 (mm) Dilution Factor: 1.0

Soil Extract Volume: \_\_\_\_\_ (uL) Soil Aliquot Volume: \_\_\_\_\_ (uL)

CONCENTRATION UNITS:  
(ug/L or ug/Kg) UG/L Q

CAS NO.	COMPOUND		
79-01-6	Trichloroethene	1	J
108-87-2	Methylcyclohexane	10	U
78-87-5	1,2-Dichloropropane	10	U
75-27-4	Bromodichloromethane	10	U
10061-01-5	cis-1,3-Dichloropropene	10	U
108-10-1	4-Methyl-2-Pentanone	10	U
108-88-3	Toluene	10	U
10061-02-6	trans-1,3-Dichloropropene	10	U
79-00-5	1,1,2-Trichloroethane	10	U
127-18-4	Tetrachloroethene	770	E
591-78-6	2-Hexanone	10	U
124-48-1	Dibromochloromethane	10	U
106-93-4	1,2-Dibromoethane	10	U
108-90-7	Chlorobenzene	10	U
100-41-4	Ethylbenzene	10	U
1330-20-7	Xylene (Total)	10	U
100-42-5	Styrene	10	U
75-25-2	Bromoform	10	U
98-82-8	Isopropylbenzene	10	U
79-34-5	1,1,2,2-Tetrachloroethane	10	U
541-73-1	1,3-Dichlorobenzene	10	U
106-46-7	1,4-Dichlorobenzene	10	U
95-50-1	1,2-Dichlorobenzene	10	U
96-12-8	1,2-Dibromo-3-chloropropane	10	U
120-82-1	1,2,4-Trichlorobenzene	10	U

1F  
VOLATILE ORGANICS ANALYSIS DATA SHEET  
TENTATIVELY IDENTIFIED COMPOUNDS

EPA SAMPLE NO.

MW-06

Lab Name: MITKEM CORPORATION Contract: \_\_\_\_\_

Lab Code: MITKEM Case No.: \_\_\_\_\_ SAS No.: \_\_\_\_\_ SDG No.: MD0618

Matrix: (soil/water) WATER Lab Sample ID: D0618-05A

Sample wt/vol: 5.000 (g/mL) ML Lab File ID: V6D6407

Level: (low/med) LOW Date Received: 05/27/05

% Moisture: not dec. \_\_\_\_\_ Date Analyzed: 06/02/05

GC Column: DB-624 ID: 0.25 (mm) Dilution Factor: 1.0

Soil Extract Volume: \_\_\_\_\_ (uL) Soil Aliquot Volume: \_\_\_\_\_ (uL)

Number TICs found: 0 CONCENTRATION UNITS:  
(ug/L or ug/Kg) ug/L

CAS NUMBER	COMPOUND NAME	RT	EST. CONC.	Q
=====	=====	=====	=====	=====
1.				
2.				
3.				
4.				
5.				
6.				
7.				
8.				
9.				
10.				
11.				
12.				
13.				
14.				
15.				
16.				
17.				
18.				
19.				
20.				
21.				
22.				
23.				
24.				
25.				
26.				
27.				
28.				
29.				
30.				



Data File: \\AVOCADRO\ORGANICS\voa\voa\6.i\050602.B\6D6407.D

Date : 02-JUN-2005 18:32

Client ID: MM-06

Sample Info: D0618-05A,MM-06,18358

Purge Volume: 5.0

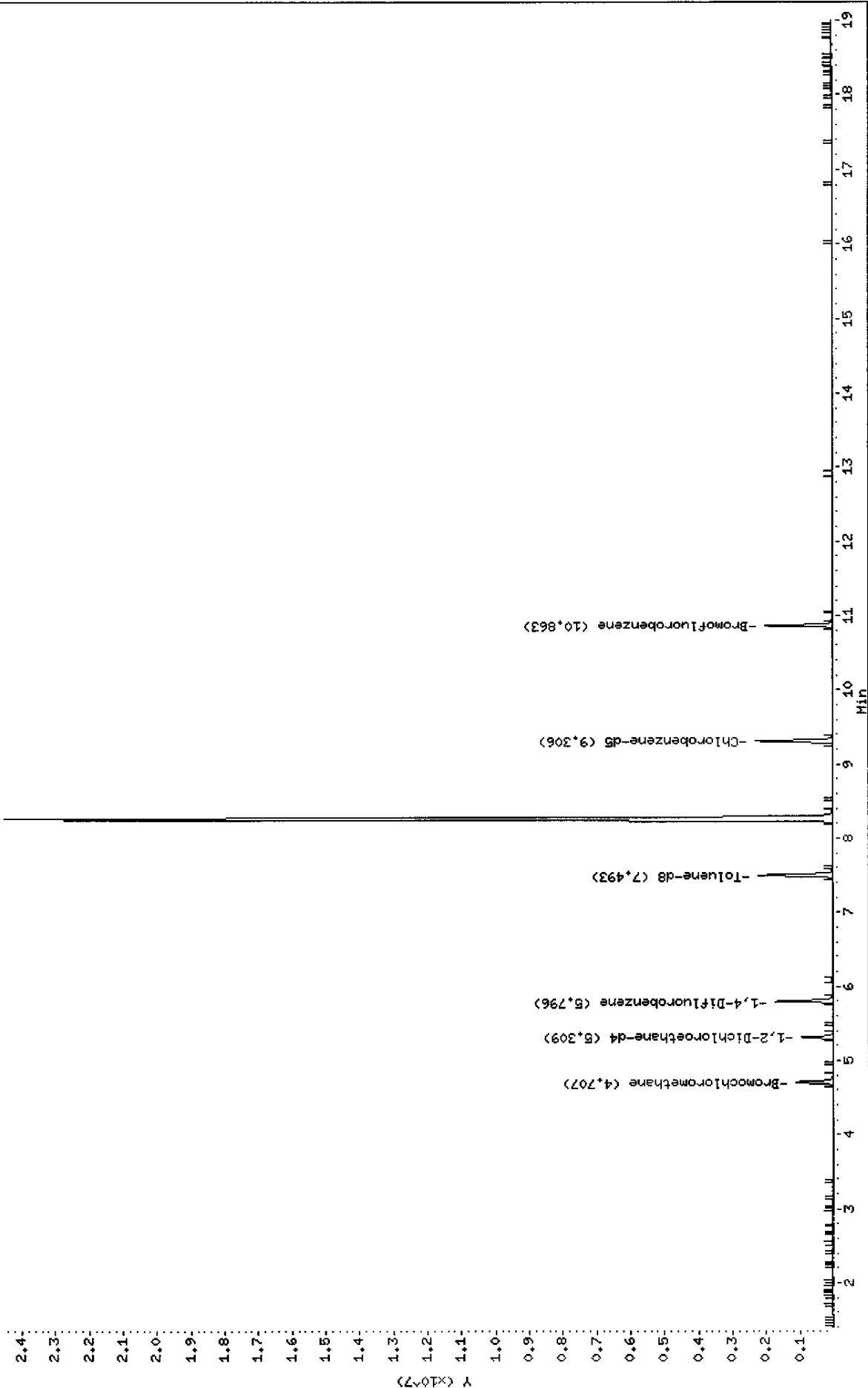
Column phase: DB-624

Instrument: V6.i

Operator: SB SRC: LIMS

Column diameter: 0.25

\\AVOCADRO\ORGANICS\voa\voa\6.i\050602.B\6D6407.D



Data File: \\AVOGADRO\ORGANICS\organic\voa\V6.i\050602.B\V6D6407.D  
Report Date: 22-Jun-2005 16:48

Mitkem Corporation

CLP OLM4.X - Water and Medium Soils

Data file : \\AVOGADRO\ORGANICS\organic\voa\V6.i\050602.B\V6D6407.D  
Lab Smp Id: D0618-05A Client Smp ID: MW-06  
Inj Date : 02-JUN-2005 18:32  
Operator : SB SRC: LIMS Inst ID: V6.i  
Smp Info : ,D0618-05A,MW-06,18358  
Misc Info : ,2  
Comment :  
Method : \\AVOGADRO\ORGANICS\organic\voa\V6.i\050602.B\v6clp4s.m  
Meth Date : 21-Jun-2005 07:32 mtl Quant Type: ISTD  
Cal Date : 02-JUN-2005 09:37 Cal File: V6D6391.D  
Als bottle: 13  
Dil Factor: 1.00000  
Integrator: HP RTE Compound Sublist: CLP4.sub  
Target Version: 4.03  
Processing Host: TARGET3

Concentration Formula: Amt \* DF \* Uf \* 5/Vo

Name	Value	Description
DF	1.000	Dilution Factor
Uf	1.000	ng unit correction factor
Vo	5.000	Sample Volume purged (mL)

Compounds	QUANT SIG MASS	RT	EXP RT	REL RT	RESPONSE	CONCENTRATIONS	
						ON-COLUMN ( ug/L)	FINAL ( ug/L)
* 18 Bromochloromethane	128	4.707	4.695	(1.000)	360040	50.0000	
\$ 23 1,2-Dichloroethane-d4	65	5.309	5.303	(1.128)	824172	41.2758	41
* 26 1,4-Difluorobenzene	114	5.796	5.796	(1.000)	1542314	50.0000	
27 Trichloroethene	130	6.094	6.088	(1.051)	14773	1.32058	1(a)
\$ 33 Toluene-d8	98	7.493	7.493	(0.805)	1743610	41.8490	42(R)
37 Tetrachloroethene	164	8.259	8.253	(0.888)	7461493	772.273	770(A)
* 42 Chlorobenzene-d5	117	9.306	9.306	(1.000)	1608285	50.0000	
\$ 50 Bromofluorobenzene	95	10.863	10.857	(1.167)	782631	45.7858	46

QC Flag Legend

- a - Target compound detected but, quantitated amount Below Limit Of Quantitation(BLOQ).
- A - Target compound detected but, quantitated amount exceeded maximum amount.
- R - Spike/Surrogate failed recovery limits.

KL  
6/22/05

Data File: \\AVOGADRO\ORGANICS\organic\voa\V6.i\050602.B\V6D6407.D  
Report Date: 22-Jun-2005 16:48

Mitkem Corporation

CLP OLM4.X - Water and Medium Soils  
Data file : \\AVOGADRO\ORGANICS\organic\voa\V6.i\050602.B\V6D6407.D  
Lab Smp Id: D0618-05A Client Smp ID: MW-06  
Inj Date : 02-JUN-2005 18:32  
Operator : SB SRC: LIMS Inst ID: V6.i  
Smp Info : ,D0618-05A,MW-06,18358  
Misc Info : ,2  
Comment :  
Method : \\AVOGADRO\ORGANICS\organic\voa\V6.i\050602.B\v6clp4s.m  
Meth Date : 21-Jun-2005 07:32 mtl Quant Type: ISTD  
Cal Date : 02-JUN-2005 09:37 Cal File: V6D6391.D  
Als bottle: 13  
Dil Factor: 1.00000  
Integrator: HP RTE Compound Sublist: CLP4.sub  
Target Version: 4.03  
Processing Host: TARGET3

- NO TENTATIVELY IDENTIFIED COMPOUNDS -

Data File: \\AVOGADRO\ORGANICS\organic\voa\V6.i\050602.B\V6D6407.D

Date : 02-JUN-2005 18:32

Client ID: MW-06

Instrument: V6.i

Sample Info: ,D0618-05A,MW-06,18358

Purge Volume: 5.0

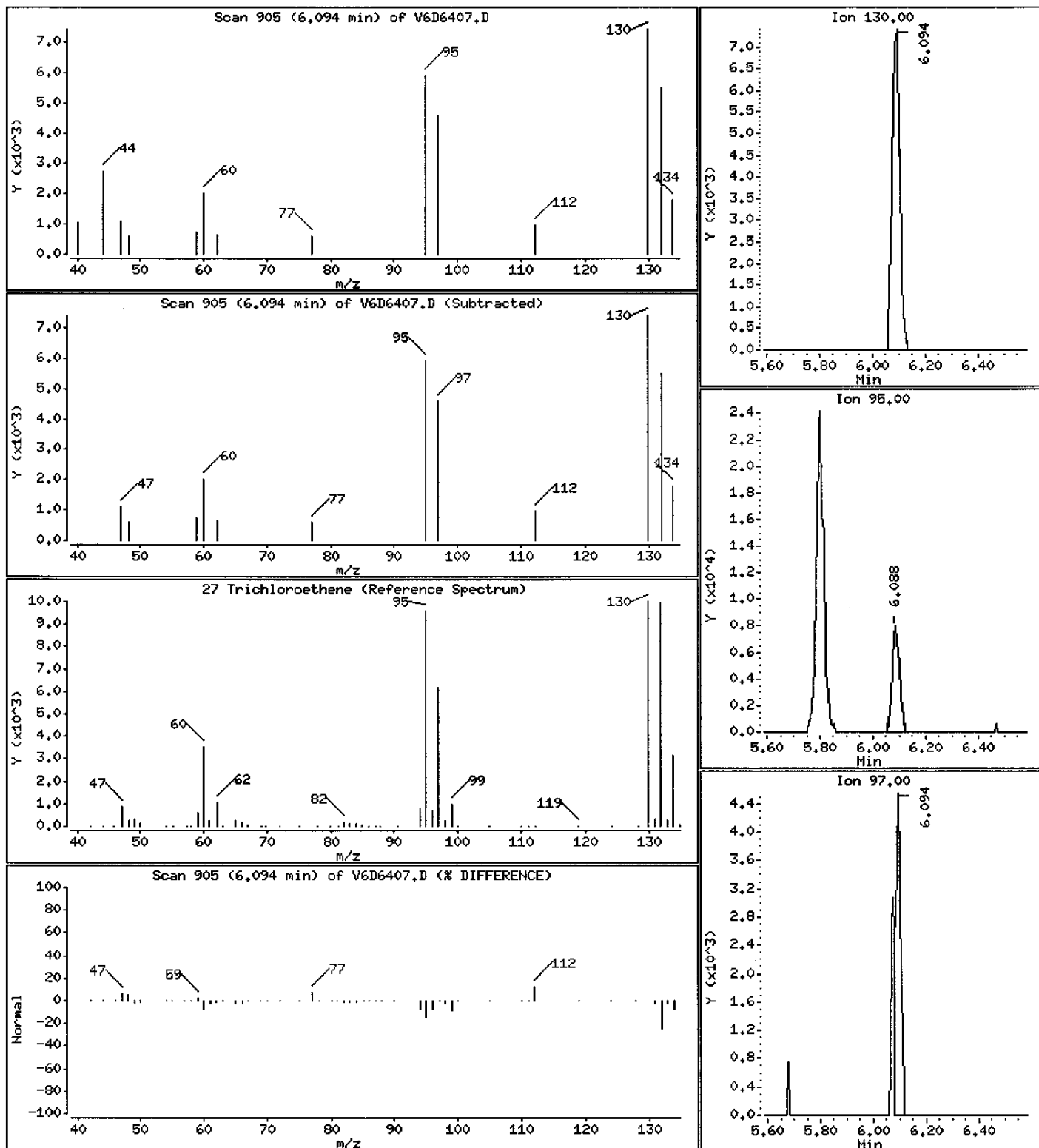
Operator: SB SRC: LIHS

Column phase: DB-624

Column diameter: 0.25

27 Trichloroethene

Concentration: 1 ug/L



Data File: \\AVOGADRO\ORGANICS\organic\voa\V6.i\050602.B\V6D6407.D

Date : 02-JUN-2005 18:32

Client ID: MW-06

Instrument: V6.i

Sample Info: ,D0618-05A,MW-06,18358

Purge Volume: 5.0

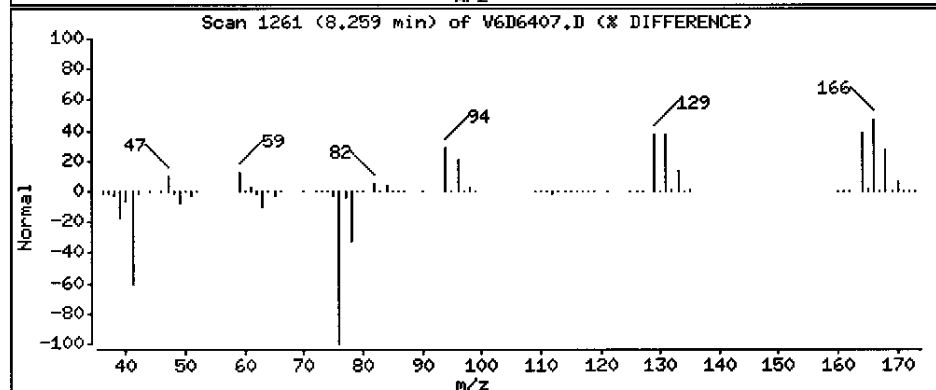
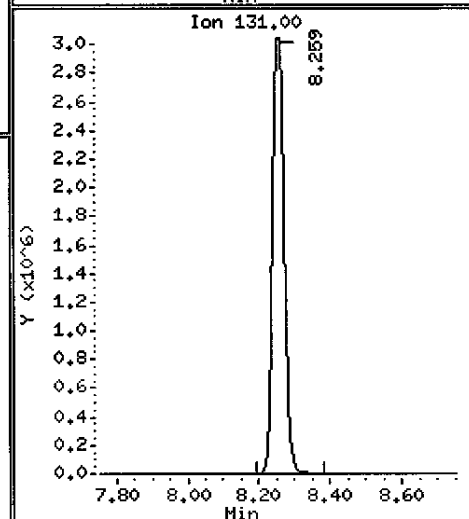
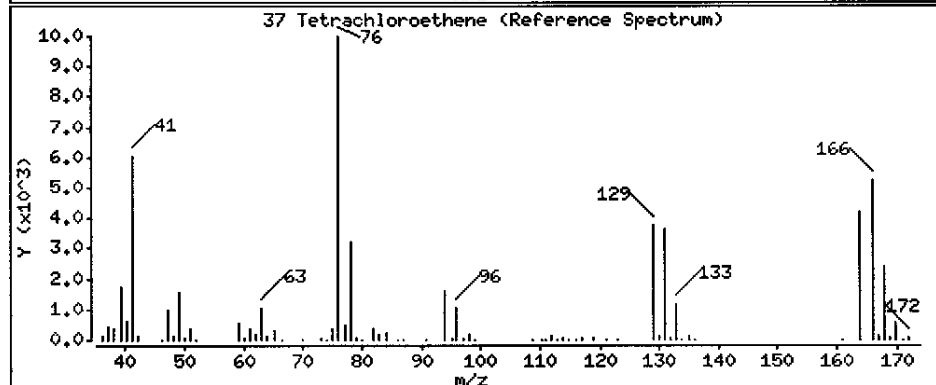
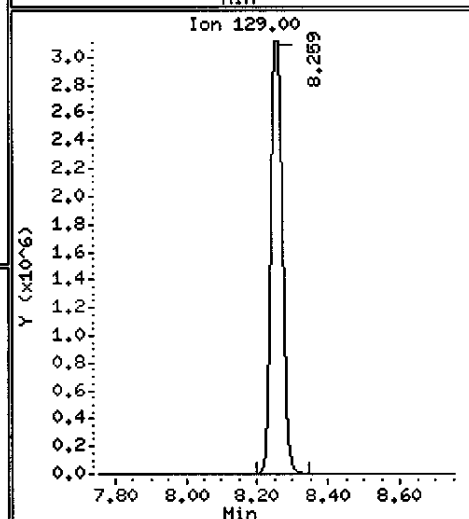
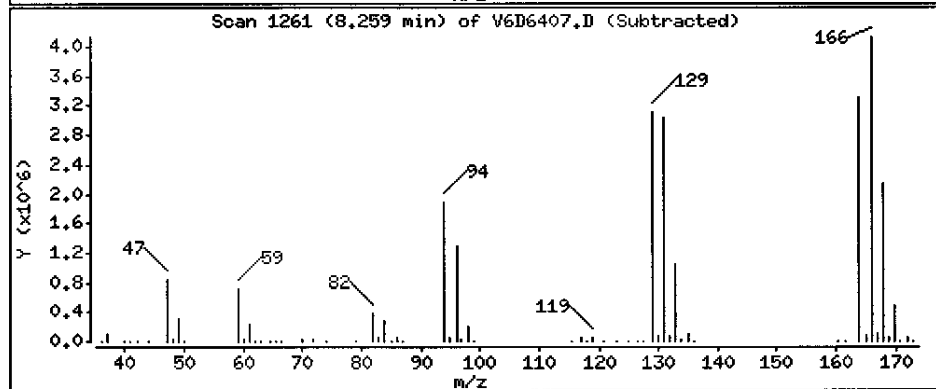
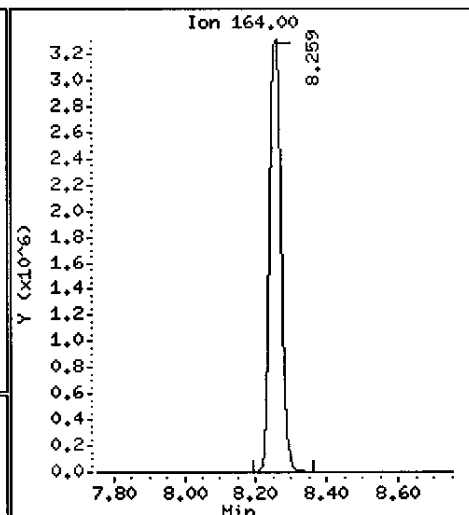
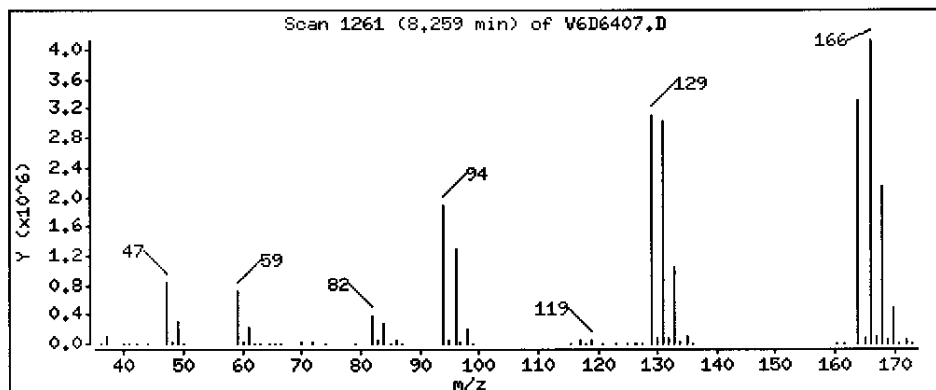
Operator: SB SRC: LIMS

Column phase: DB-624

Column diameter: 0.25

37 Tetrachloroethene

Concentration: 770 ug/L



1A  
VOLATILE ORGANICS ANALYSIS DATA SHEET

EPA SAMPLE NO.

MW-06DL

Lab Name: MITKEM CORPORATION Contract: \_\_\_\_\_

Lab Code: MITKEM Case No.: \_\_\_\_\_ SAS No.: \_\_\_\_\_ SDG No.: MD0618

Matrix: (soil/water) WATER Lab Sample ID: D0618-05ADL

Sample wt/vol: 5.000 (g/mL) ML Lab File ID: V6D6429

Level: (low/med) LOW Date Received: 05/27/05

% Moisture: not dec. \_\_\_\_\_ Date Analyzed: 06/03/05

GC Column: DB-624 ID: 0.25 (mm) Dilution Factor: 10.0

Soil Extract Volume: \_\_\_\_\_ (uL) Soil Aliquot Volume: \_\_\_\_\_ (uL)

CONCENTRATION UNITS:  
(ug/L or ug/Kg) UG/L Q

CAS NO.	COMPOUND		
75-71-8	Dichlorodifluoromethane	100	U
74-87-3	Chloromethane	100	U
75-01-4	Vinyl Chloride	100	U
74-83-9	Bromomethane	100	U
75-00-3	Chloroethane	100	U
75-69-4	Trichlorofluoromethane	100	U
75-35-4	1,1-Dichloroethene	100	U
76-13-1	1,1,2-Trichloro-1,2,2-trifluoroethane	100	U
67-64-1	Acetone	100	U
75-15-0	Carbon Disulfide	100	U
79-20-9	Methyl Acetate	100	U
75-09-2	Methylene Chloride	100	U
156-60-5	trans-1,2-Dichloroethene	100	U
1634-04-4	Methyl tert-Butyl Ether	100	U
75-34-3	1,1-Dichloroethane	100	U
156-59-2	cis-1,2-Dichloroethene	100	U
78-93-3	2-Butanone	100	U
67-66-3	Chloroform	100	U
71-55-6	1,1,1-Trichloroethane	100	U
110-82-7	Cyclohexane	100	U
56-23-5	Carbon Tetrachloride	100	U
71-43-2	Benzene	100	U
107-06-2	1,2-Dichloroethane	100	U

1B  
VOLATILE ORGANICS ANALYSIS DATA SHEET

EPA SAMPLE NO.

MW-06DL

Lab Name: MITKEM CORPORATION Contract: \_\_\_\_\_

Lab Code: MITKEM Case No.: \_\_\_\_\_ SAS No.: \_\_\_\_\_ SDG No.: MD0618

Matrix: (soil/water) WATER Lab Sample ID: D0618-05ADL

Sample wt/vol: 5.000 (g/mL) ML Lab File ID: V6D6429

Level: (low/med) LOW Date Received: 05/27/05

% Moisture: not dec. \_\_\_\_\_ Date Analyzed: 06/03/05

GC Column: DB-624 ID: 0.25 (mm) Dilution Factor: 10.0

Soil Extract Volume: \_\_\_\_\_ (uL) Soil Aliquot Volume: \_\_\_\_\_ (uL)

CONCENTRATION UNITS:  
(ug/L or ug/Kg) UG/L Q

CAS NO.	COMPOUND		
79-01-6	Trichloroethene	100	U
108-87-2	Methylcyclohexane	100	U
78-87-5	1,2-Dichloropropane	100	U
75-27-4	Bromodichloromethane	100	U
10061-01-5	cis-1,3-Dichloropropene	100	U
108-10-1	4-Methyl-2-Pentanone	100	U
108-88-3	Toluene	100	U
10061-02-6	trans-1,3-Dichloropropene	100	U
79-00-5	1,1,2-Trichloroethane	100	U
127-18-4	Tetrachloroethene	620	D
591-78-6	2-Hexanone	100	U
124-48-1	Dibromochloromethane	100	U
106-93-4	1,2-Dibromoethane	100	U
108-90-7	Chlorobenzene	100	U
100-41-4	Ethylbenzene	100	U
1330-20-7	Xylene (Total)	100	U
100-42-5	Styrene	100	U
75-25-2	Bromoform	100	U
98-82-8	Isopropylbenzene	100	U
79-34-5	1,1,2,2-Tetrachloroethane	100	U
541-73-1	1,3-Dichlorobenzene	100	U
106-46-7	1,4-Dichlorobenzene	100	U
95-50-1	1,2-Dichlorobenzene	100	U
96-12-8	1,2-Dibromo-3-chloropropane	100	U
120-82-1	1,2,4-Trichlorobenzene	100	U

1F  
VOLATILE ORGANICS ANALYSIS DATA SHEET  
TENTATIVELY IDENTIFIED COMPOUNDS

EPA SAMPLE NO.

MW-06DL

Lab Name: MITKEM CORPORATION Contract: \_\_\_\_\_

Lab Code: MITKEM Case No.: \_\_\_\_\_ SAS No.: \_\_\_\_\_ SDG No.: MD0618

Matrix: (soil/water) WATER Lab Sample ID: D0618-05ADL

Sample wt/vol: 5.000 (g/mL) ML Lab File ID: V6D6429

Level: (low/med) LOW Date Received: 05/27/05

% Moisture: not dec. \_\_\_\_\_ Date Analyzed: 06/03/05

GC Column: DB-624 ID: 0.25 (mm) Dilution Factor: 10.0

Soil Extract Volume: \_\_\_\_\_ (uL) Soil Aliquot Volume: \_\_\_\_\_ (uL)

Number TICs found: 0 CONCENTRATION UNITS:  
(ug/L or ug/Kg) ug/L

CAS NUMBER	COMPOUND NAME	RT	EST. CONC.	Q
1.				
2.				
3.				
4.				
5.				
6.				
7.				
8.				
9.				
10.				
11.				
12.				
13.				
14.				
15.				
16.				
17.				
18.				
19.				
20.				
21.				
22.				
23.				
24.				
25.				
26.				
27.				
28.				
29.				
30.				



Data File: \\AVOCADRO\ORGANICS\voa\V6.i\050603.B\6D6429.D

Date : 03-JUN-2005 17:18

Client ID: MW-06DL

Sample Info: ,D0618-05ADL,18379,10X


Purge Volume: 5.0

Column phase: DB-624

Instrument: V6.i

Operator: SB SRC: SB

Column diameter: 0.25



Data File: \\AVOGADRO\ORGANICS\organic\voa\V6.i\050603.B\V6D6429.D  
Report Date: 22-Jun-2005 17:02

Mitkem Corporation

CLP OLM4.X - Water and Medium Soils

Data file : \\AVOGADRO\ORGANICS\organic\voa\V6.i\050603.B\V6D6429.D  
Lab Smp Id: D0618-05ADL Client Smp ID: MW-06DL  
Inj Date : 03-JUN-2005 17:18  
Operator : SB SRC: SB Inst ID: V6.i  
Smp Info : ,D0618-05ADL,18379,10X  
Misc Info : ,2  
Comment :  
Method : \\AVOGADRO\ORGANICS\organic\voa\V6.i\050603.B\v6clp4s.m  
Meth Date : 06-Jun-2005 09:32 mtl Quant Type: ISTD  
Cal Date : 03-JUN-2005 11:51 Cal File: V6D6421.D ✓  
Als bottle: 9  
Dil Factor: 10.00000  
Integrator: HP RTE Compound Sublist: CLP4.sub  
Target Version: 4.03

Concentration Formula: Amt \* DF \* Uf \* 5/Vo

Name	Value	Description
DF	10.000	Dilution Factor ✓
Uf	1.000	ng unit correction factor
Vo	5.000	Sample Volume purged (mL)

Compounds	QUANT SIG						CONCENTRATIONS	
	MASS	RT	EXP RT	REL RT	RESPONSE		ON-COLUMN ( ug/L)	FINAL ( ug/L)
* 18 Bromochloromethane	128	4.705	4.699	(1.000)	397696		50.0000	
\$ 23 1,2-Dichloroethane-d4	65	5.308	5.301	(1.128)	1150192		50.7401	51
* 26 1,4-Difluorobenzene	114	5.801	5.794	(1.000)	1892397		50.0000	
\$ 33 Toluene-d8	98	7.498	7.492	(0.806)	2396660		48.8213	49
37 Tetrachloroethene	164	8.258	8.252	(0.888)	693217		61.6359	620
* 42 Chlorobenzene-d5	117	9.305	9.304	(1.000)	1807380		50.0000	
\$ 50 Bromofluorobenzene	95	10.862	10.862	(1.167)	1002742		49.0732	49

KL  
6/22/05

Data File: \\AVOGADRO\ORGANICS\organic\voa\V6.i\050603.B\V6D6429.D  
Report Date: 22-Jun-2005 17:02

Mitkem Corporation

CLP OLM4.X - Water and Medium Soils

Data file : \\AVOGADRO\ORGANICS\organic\voa\V6.i\050603.B\V6D6429.D  
Lab Smp Id: D0618-05ADL Client Smp ID: MW-06DL  
Inj Date : 03-JUN-2005 17:18  
Operator : SB SRC: SB Inst ID: V6.i  
Smp Info : ,D0618-05ADL,18379,10X  
Misc Info : ,2  
Comment :  
Method : \\AVOGADRO\ORGANICS\organic\voa\V6.i\050603.B\v6clp4s.m  
Meth Date : 06-Jun-2005 09:32 mtl Quant Type: ISTD  
Cal Date : 03-JUN-2005 11:51 Cal File: V6D6421.D  
Als bottle: 9  
Dil Factor: 10.00000  
Integrator: HP RTE Compound Sublist: CLP4.sub  
Target Version: 4.03

- NO TENTATIVELY IDENTIFIED COMPOUNDS -

Data File: \\AVOCADRO\ORGANICS\organic\voa\V6.i\050603.B\V6D6429.D

Date : 03-JUN-2005 17:18

Client ID: MW-06DL

Instrument: V6.i

Sample Info: ,D0618-05ADL,18379,10X

Purge Volume: 5.0

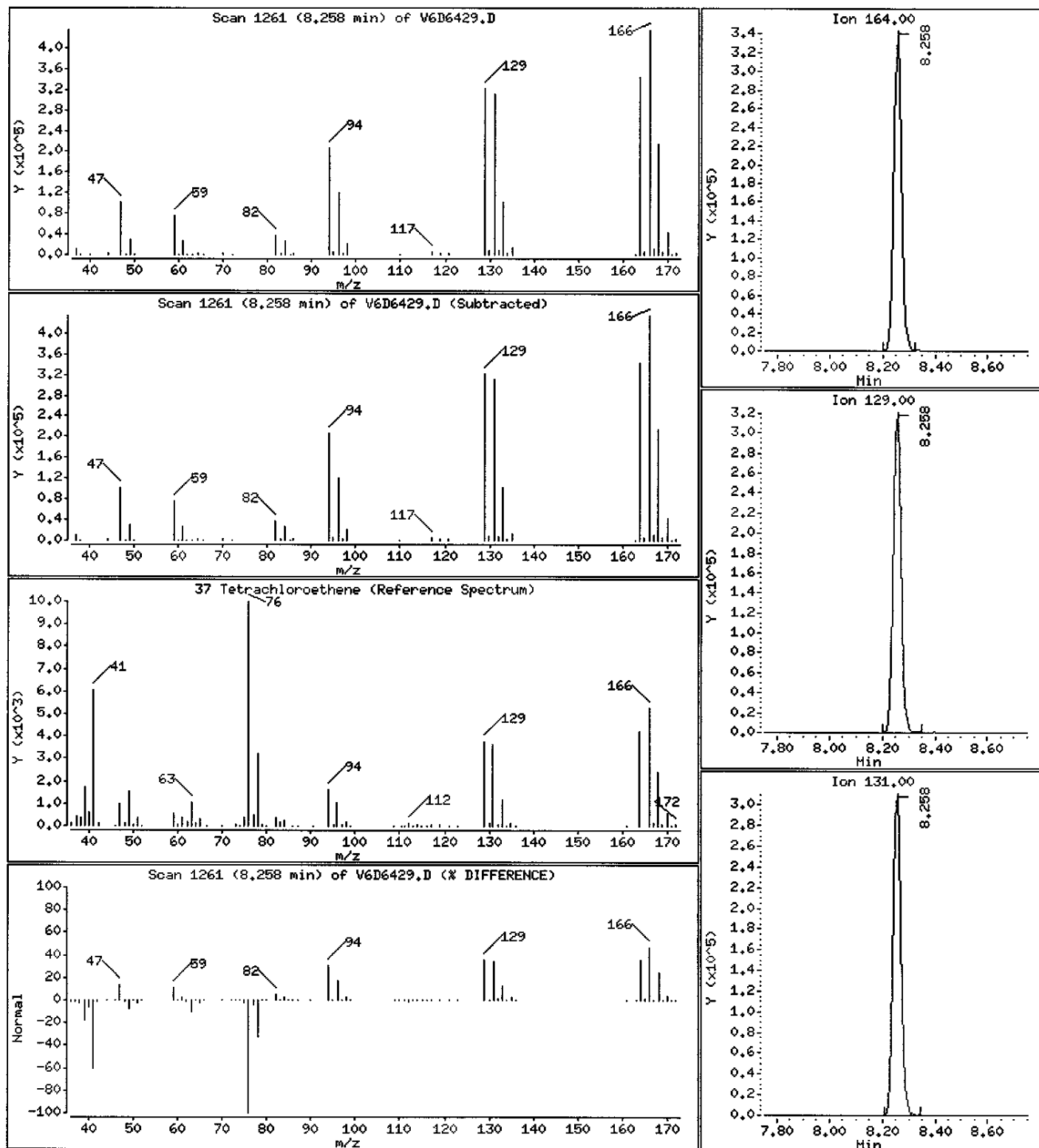
Operator: SB SRC: SB

Column phase: DB-624

Column diameter: 0.25

37 Tetrachloroethene

Concentration: 620 ug/L



1A  
VOLATILE ORGANICS ANALYSIS DATA SHEET

EPA SAMPLE NO.

MW-07

Lab Name: MITKEM CORPORATION Contract: \_\_\_\_\_

Lab Code: MITKEM Case No.: \_\_\_\_\_ SAS No.: \_\_\_\_\_ SDG No.: MD0618

Matrix: (soil/water) WATER Lab Sample ID: D0618-06A

Sample wt/vol: 5.000 (g/mL) ML Lab File ID: V6D6408

Level: (low/med) LOW Date Received: 05/27/05

% Moisture: not dec. \_\_\_\_\_ Date Analyzed: 06/02/05

GC Column: DB-624 ID: 0.25 (mm) Dilution Factor: 1.0

Soil Extract Volume: \_\_\_\_\_ (uL) Soil Aliquot Volume: \_\_\_\_\_ (uL)

CONCENTRATION UNITS:  
(ug/L or ug/Kg) UG/L Q

CAS NO.	COMPOUND		
75-71-8	Dichlorodifluoromethane	10	U
74-87-3	Chloromethane	10	U
75-01-4	Vinyl Chloride	830	E
74-83-9	Bromomethane	10	U
75-00-3	Chloroethane	10	U
75-69-4	Trichlorofluoromethane	10	U
75-35-4	1,1-Dichloroethene	32	
76-13-1	1,1,2-Trichloro-1,2,2-trifluoroethane	10	U
67-64-1	Acetone	10	U
75-15-0	Carbon Disulfide	10	U
79-20-9	Methyl Acetate	10	U
75-09-2	Methylene Chloride	10	U
156-60-5	trans-1,2-Dichloroethene	61	
1634-04-4	Methyl tert-Butyl Ether	10	U
75-34-3	1,1-Dichloroethane	4	J
156-59-2	cis-1,2-Dichloroethene	2700	E
78-93-3	2-Butanone	10	U
67-66-3	Chloroform	2	J
71-55-6	1,1,1-Trichloroethane	13	
110-82-7	Cyclohexane	10	U
56-23-5	Carbon Tetrachloride	10	U
71-43-2	Benzene	10	U
107-06-2	1,2-Dichloroethane	10	U

1B  
VOLATILE ORGANICS ANALYSIS DATA SHEET

EPA SAMPLE NO.

MW-07

Lab Name: MITKEM CORPORATION Contract: \_\_\_\_\_

Lab Code: MITKEM Case No.: \_\_\_\_\_ SAS No.: \_\_\_\_\_ SDG No.: MD0618

Matrix: (soil/water) WATER Lab Sample ID: D0618-06A

Sample wt/vol: 5.000 (g/mL) ML Lab File ID: V6D6408

Level: (low/med) LOW Date Received: 05/27/05

% Moisture: not dec. \_\_\_\_\_ Date Analyzed: 06/02/05

GC Column: DB-624 ID: 0.25 (mm) Dilution Factor: 1.0

Soil Extract Volume: \_\_\_\_\_ (uL) Soil Aliquot Volume: \_\_\_\_\_ (uL)

CONCENTRATION UNITS:  
(ug/L or ug/Kg) UG/L Q

CAS NO.	COMPOUND		
79-01-6	Trichloroethene	2200	E
108-87-2	Methylcyclohexane	10	U
78-87-5	1,2-Dichloropropane	10	U
75-27-4	Bromodichloromethane	10	U
10061-01-5	cis-1,3-Dichloropropene	10	U
108-10-1	4-Methyl-2-Pentanone	10	U
108-88-3	Toluene	2	J
10061-02-6	trans-1,3-Dichloropropene	10	U
79-00-5	1,1,2-Trichloroethane	10	U
127-18-4	Tetrachloroethene	3200	E
591-78-6	2-Hexanone	10	U
124-48-1	Dibromochloromethane	10	U
106-93-4	1,2-Dibromoethane	10	U
108-90-7	Chlorobenzene	1	J
100-41-4	Ethylbenzene	10	U
1330-20-7	Xylene (Total)	10	U
100-42-5	Styrene	10	U
75-25-2	Bromoform	10	U
98-82-8	Isopropylbenzene	10	U
79-34-5	1,1,2,2-Tetrachloroethane	10	U
541-73-1	1,3-Dichlorobenzene	10	U
106-46-7	1,4-Dichlorobenzene	10	U
95-50-1	1,2-Dichlorobenzene	10	U
96-12-8	1,2-Dibromo-3-chloropropane	10	U
120-82-1	1,2,4-Trichlorobenzene	10	U

1F  
VOLATILE ORGANICS ANALYSIS DATA SHEET  
TENTATIVELY IDENTIFIED COMPOUNDS

EPA SAMPLE NO.

MW-07

Lab Name: MITKEM CORPORATION Contract: \_\_\_\_\_

Lab Code: MITKEM Case No.: \_\_\_\_\_ SAS No.: \_\_\_\_\_ SDG No.: MD0618

Matrix: (soil/water) WATER Lab Sample ID: D0618-06A

Sample wt/vol: 5.000 (g/mL) ML Lab File ID: V6D6408

Level: (low/med) LOW Date Received: 05/27/05

% Moisture: not dec. \_\_\_\_\_ Date Analyzed: 06/02/05

GC Column: DB-624 ID: 0.25 (mm) Dilution Factor: 1.0

Soil Extract Volume: \_\_\_\_\_ (uL) Soil Aliquot Volume: \_\_\_\_\_ (uL)

Number TICs found: 26 CONCENTRATION UNITS:  
(ug/L or ug/Kg) ug/L

CAS NUMBER	COMPOUND NAME	RT	EST. CONC.	Q
1.	UNKNOWN	10.41	8	J
2.	UNKNOWN	10.52	9	J
3.	UNKNOWN	11.08	7	J
4.	UNKNOWN	11.35	6	J
5. 611-14-3	BENZENE, 1-ETHYL-2-METHYL-	11.67	9	NJ
6. 526-73-8	BENZENE, 1,2,3-TRIMETHYL-	11.89	15	NJ
7.	UNKNOWN	12.06	6	J
8. 1074-55-1	BENZENE, 1-METHYL-4-PROPYL-	12.09	9	NJ
9. 141-93-5	BENZENE, 1,3-DIETHYL-	12.63	17	NJ
10.	UNKNOWN	12.72	23	J
11. 135-01-3	BENZENE, 1,2-DIETHYL-	12.86	7	NJ
12. 1074-55-1	BENZENE, 1-METHYL-4-PROPYL-	12.95	19	NJ
13. 1758-88-9	BENZENE, 2-ETHYL-1,4-DIMETHY	13.05	16	NJ
14. 527-84-4	BENZENE, 1-METHYL-2-(1-METHY	13.08	26	NJ
15. 535-77-3	BENZENE, 1-METHYL-3-(1-METHY	13.16	36	NJ
16.	UNKNOWN	13.28	11	J
17.	UNKNOWN	13.33	27	J
18. 2050-24-0	BENZENE, 1,3-DIETHYL-5-METHY	13.44	8	NJ
19. 527-84-4	BENZENE, 1-METHYL-2-(1-METHY	13.50	24	NJ
20. 527-53-7	BENZENE, 1,2,3,5-TETRAMETHYL	13.61	24	NJ
21. 95-93-2	BENZENE, 1,2,4,5-TETRAMETHYL	13.67	42	NJ
22.	UNKNOWN	13.77	12	J
23. 768-00-3	BENZENE, (1-METHYL-1-PROPENY	13.96	15	NJ
24. 824-90-8	1-PHENYL-1-BUTENE	14.13	60	NJ
25. 119-64-2	NAPHTHALENE, 1,2,3,4-TETRAHY	14.31	11	NJ
26.	UNKNOWN	14.56	8	J
27.				
28.				
29.				
30.				

Data File: \\AVOCADRO\ORGANICS\organic\voa\V6.i\050602.B\V6D6408.D

Date : 02-JUN-2005 19:00

Client ID: MW-07

Sample Info: D0618-06A,MW-06,18358

Purge Volume: 5.0

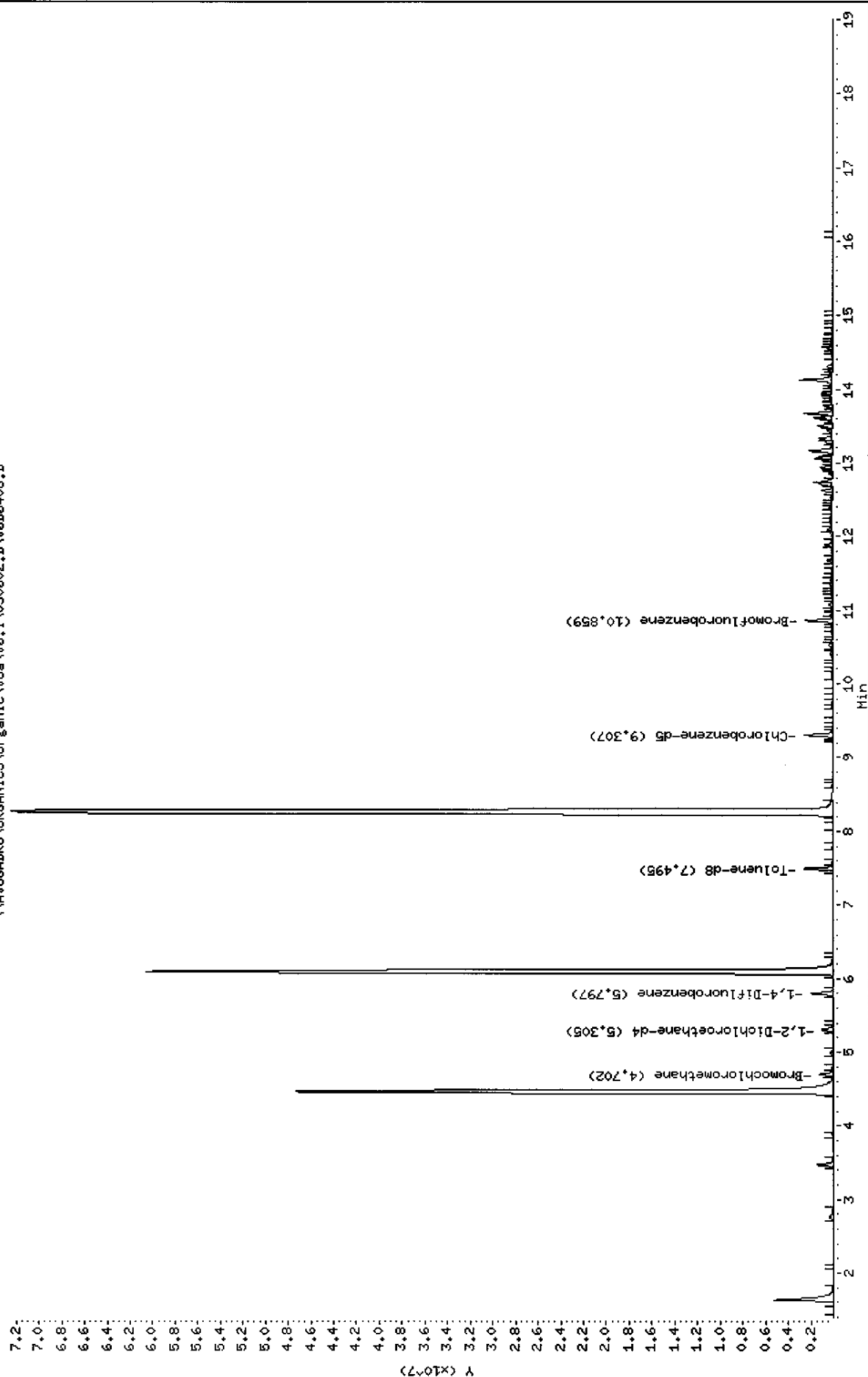
Column Phase: DB-624

Instrument: V6.i

Operator: SB SRC: LIMS

Column diameter: 0.25

\\AVOCADRO\ORGANICS\organic\voa\V6.i\050602.B\V6D6408.D





Data File: \\AVOGADRO\ORGANICS\organic\voa\V6.i\050602.B\V6D6408.D  
 Report Date: 22-Jun-2005 16:52

Mitkem Corporation

CLP OLM4.X - Water and Medium Soils

Data file : \\AVOGADRO\ORGANICS\organic\voa\V6.i\050602.B\V6D6408.D  
 Lab Smp Id: D0618-06A Client Smp ID: MW-07  
 Inj Date : 02-JUN-2005 19:00  
 Operator : SB SRC: LIMS Inst ID: V6.i  
 Smp Info : ,D0618-06A,MW-06,18358  
 Misc Info : ,2  
 Comment :  
 Method : \\AVOGADRO\ORGANICS\organic\voa\V6.i\050602.B\v6clp4s.m  
 Meth Date : 21-Jun-2005 07:32 mtl Quant Type: ISTD  
 Cal Date : 02-JUN-2005 09:37 Cal File: V6D6391.D  
 Als bottle: 14  
 Dil Factor: 1.00000  
 Integrator: HP RTE Compound Sublist: CLP4.sub  
 Target Version: 4.03  
 Processing Host: TARGET3

Concentration Formula: Amt \* DF \* Uf \* 5/Vo

Name	Value	Description
DF	1.000	Dilution Factor
Uf	1.000	ng unit correction factor
Vo	5.000	Sample Volume purged (mL)

Compounds	QUANT SIG							CONCENTRATIONS	
	MASS	RT	EXP RT	REL RT	RESPONSE	ON-COLUMN	FINAL	( ug/L)	( ug/L)
=====	=====	==	=====	=====	=====	=====	=====		
3 Vinyl Chloride	62	1.630	1.635 (0.347)		8324706	828.696	830 (A)		
7 1,1-Dichloroethene	96	2.762	2.754 (0.587)		283065	32.4306	32		
13 trans-1,2-Dichloroethene	96	3.473	3.472 (0.739)		648705	60.5621	61		
15 1,1-Dichloroethane	63	3.881	3.873 (0.825)		81102	3.82895	4 (a)		
17 cis-1,2-Dichloroethene	96	4.465	4.457 (0.950)		28698160	2704.00	2700 (AQ)		
* 18 Bromochloromethane	128	4.702	4.695 (1.000)		375891	50.0000			
19 Chloroform	83	4.800	4.786 (1.021)		47917	2.05555	2 (a)		
20 1,1,1-Trichloroethane	97	4.988	4.981 (0.860)		209490	12.7514	13		
\$ 23 1,2-Dichloroethane-d4	65	5.305	5.303 (1.128)		866972	41.5883	42		
* 26 1,4-Difluorobenzene	114	5.797	5.796 (1.000)		1738461	50.0000			
27 Trichloroethene	130	6.089	6.088 (1.050)		27897519	2212.43	2200 (A)		
\$ 33 Toluene-d8	98	7.495	7.493 (0.805)		2031878	44.6834	45		
34 Toluene	91	7.574	7.572 (0.814)		95698	2.05204	2 (a)		
37 Tetrachloroethene	164	8.273	8.253 (0.889)		33709546	3196.76	3200 (A)		
* 42 Chlorobenzene-d5	117	9.307	9.306 (1.000)		1755298	50.0000			
43 Chlorobenzene	112	9.350	9.342 (1.005)		37980	1.11367	1 (a)		

Data File: \\AVOGADRO\ORGANICS\organic\voa\V6.i\050602.B\V6D6408.D  
Report Date: 22-Jun-2005 16:52

Compounds	QUANT SIG						CONCENTRATIONS	
	MASS	RT	EXP RT	REL RT	RESPONSE		ON-COLUMN	FINAL
=====	====	==	=====	=====	=====		( ug/L)	( ug/L)
\$ 50 Bromofluorobenzene	95	10.859	10.857	(1.167)	896440		48.0516	48

#### QC Flag Legend

- a - Target compound detected but, quantitated amount  
Below Limit Of Quantitation(BLOQ).
- A - Target compound detected but, quantitated amount  
exceeded maximum amount.
- Q - Qualifier signal failed the ratio test.

KL  
6/22/05

Data File: \\AVOGADRO\ORGANICS\organic\voa\V6.i\050602.B\V6D6408.D  
Report Date: 22-Jun-2005 16:48

Mitkem Corporation

CLP OLM4.X - Water and Medium Soils

Data file : \\AVOGADRO\ORGANICS\organic\voa\V6.i\050602.B\V6D6408.D  
Lab Smp Id: D0618-06A Client Smp ID: MW-07  
Inj Date : 02-JUN-2005 19:00  
Operator : SB SRC: LIMS Inst ID: V6.i  
Smp Info : ,D0618-06A,MW-06,18358  
Misc Info : ,2  
Comment :  
Method : \\AVOGADRO\ORGANICS\organic\voa\V6.i\050602.B\v6clp4s.m  
Meth Date : 21-Jun-2005 07:32 mtl Quant Type: ISTD  
Cal Date : 02-JUN-2005 09:37 Cal File: V6D6391.D  
Als bottle: 14  
Dil Factor: 1.00000  
Integrator: HP RTE Compound Sublist: CLP4.sub  
Target Version: 4.03  
Processing Host: TARGET3

Concentration Formula: Amt \* DF \* Uf \* 5/Vo

Name	Value	Description
DF	1.000	Dilution Factor
Uf	1.000	ng unit correction factor
Vo	5.000	Sample Volume purged (mL)

ISTD	RT	AREA	AMOUNT
=====	=====	=====	=====
* 42 Chlorobenzene-d5	9.307	5225375	50.000

CONCENTRATIONS					QUANT		
RT	AREA	ON-COL( ug/L)	FINAL( ug/L)	QUAL	LIBRARY	LIB ENTRY	CPND #
----	----	-----	-----	----	-----	-----	-----
Unknown					CAS #:		
10.409	792731	7.58539818	8	0		0	42
Unknown					CAS #:		
10.524	902947	8.64002105	9	0		0	42
Unknown					CAS #:		
11.084	686010	6.56421788	7	0		0	42

Data File: \\AVOGADRO\ORGANICS\organic\voa\V6.i\050602.B\V6D6408.D  
 Report Date: 22-Jun-2005 16:48

RT	CONCENTRATIONS			QUAL	QUANT		CPND #
	AREA	ON-COL( ug/L)	FINAL( ug/L)		LIBRARY	LIB ENTRY	
====	====	=====	=====	====	=====	=====	=====
Unknown					CAS #:		
11.345	604683	5.78602493	6	0		0	42
Benzene, 1-ethyl-2-methyl-					CAS #: 611-14-3		
11.674	949556	9.08600818	9	91	NIST98.L	9127	42
Benzene, 1,2,3-trimethyl-					CAS #: 526-73-8		
11.887	1569547	15.0185106	15	91	NIST98.L	9123	42
Unknown					CAS #:		
12.057	631664	6.04419778	6	0		0	42
Benzene, 1-methyl-4-propyl-					CAS #: 1074-55-1		
12.094	910902	8.71613999	9	90	NIST98.L	14344	42
Benzene, 1,3-diethyl-					CAS #: 141-93-5		
12.629	1744222	16.6899218	17	95	NIST98.L	14331	42
Unknown					CAS #:		
12.720	2425746	23.2112145	23	0		0	42
Benzene, 1,2-diethyl-					CAS #: 135-01-3		
12.860	699557	6.69384494	7	93	NIST98.L	14329	42
Benzene, 1-methyl-4-propyl-					CAS #: 1074-55-1		
12.945	1964305	18.7958281	19	94	NIST98.L	14344	42
Benzene, 2-ethyl-1,4-dimethyl-					CAS #: 1758-88-9		
13.049	1660912	15.8927541	16	91	NIST98.L	14365	42
Benzene, 1-methyl-2-(1-methylethyl)-					CAS #: 527-84-4		
13.079	2691300	25.7522187	26	97	NIST98.L	14404	42
Benzene, 1-methyl-3-(1-methylethyl)-					CAS #: 535-77-3		
13.164	3768451	36.0591441	36	95	NIST98.L	14397	42
Unknown					CAS #:		
13.280	1136971	10.8793245	11	0		0	42
Unknown					CAS #:		
13.335	2842491	27.1989187	27	0		0	42
Benzene, 1,3-diethyl-5-methyl-					CAS #: 2050-24-0		
13.438	841980	8.05664665	8	94	NIST98.L	21830	42

Data File: \\AVOGADRO\ORGANICS\organic\voa\V6.i\050602.B\V6D6408.D  
 Report Date: 22-Jun-2005 16:48

RT	CONCENTRATIONS			QUAL	QUANT			CPND #
	AREA	ON-COL( ug/L)	FINAL( ug/L)		LIBRARY	LIB ENTRY		
----	----	-----	-----	----	-----	-----	-----	-----
Benzene, 1-methyl-2-(1-methylethyl)-					CAS #: 527-84-4			
13.499	2458182	23.5215846	24	94	NIST98.L	14406		42
Benzene, 1,2,3,5-tetramethyl-					CAS #: 527-53-7			
13.615	2524704	24.1581131	24	94	NIST98.L	14354		42
Benzene, 1,2,4,5-tetramethyl-					CAS #: 95-93-2			
13.669	4426596	42.3567304	42	97	NIST98.L	14361		42
Unknown					CAS #:			
13.767	1254456	12.0035021	12	0		0		42
Benzene, (1-methyl-1-propenyl)-, (E)-					CAS #: 768-00-3			
13.961	1578861	15.1076334	15	76	NIST98.L	13625		42
1-Phenyl-1-butene					CAS #: 824-90-8			
14.132	6246155	59.7675286	60	95	NIST98.L	13569		42
Naphthalene, 1,2,3,4-tetrahydro-					CAS #: 119-64-2			
14.314	1163310	11.1313542	11	93	NIST98.L	13613		42
Unknown					CAS #:			
14.557	861257	8.24110231	8	0		0		42

Data File: \\AVOCADRO\ORGANICS\organic\voa\V6.i\050602.B\V6D6408.D

Date : 02-JUN-2005 19:00

Client ID: MW-07

Instrument: V6.i

Sample Info: ,D0618-06A,MW-06,18358

Purge Volume: 5.0

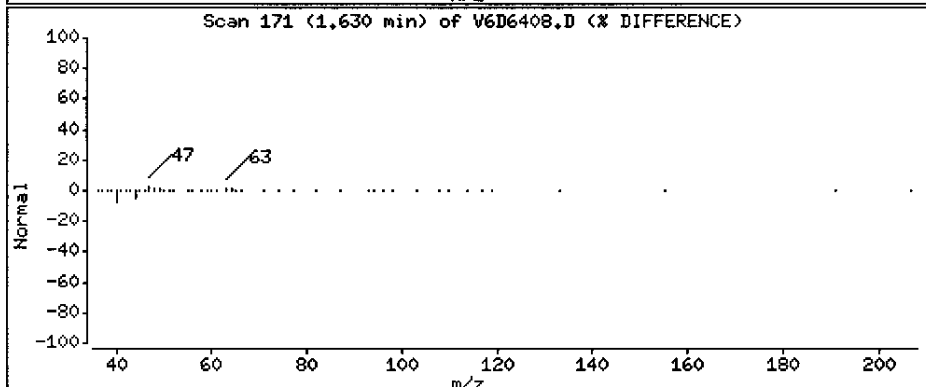
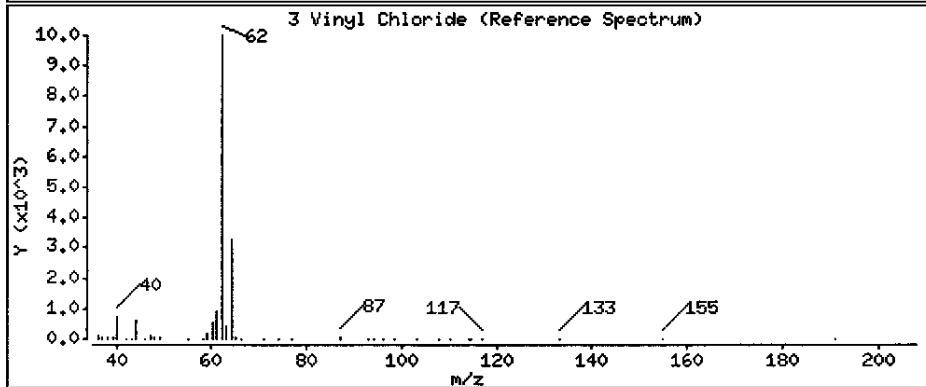
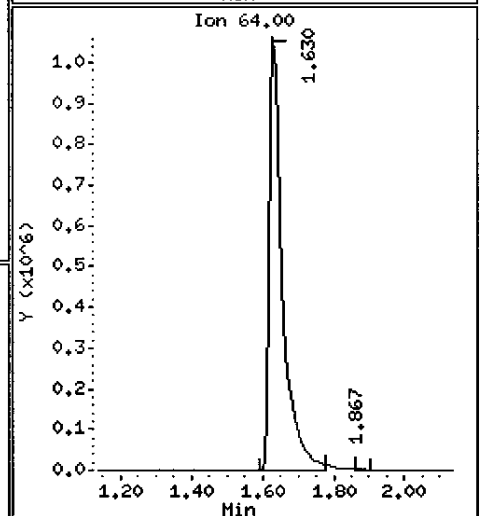
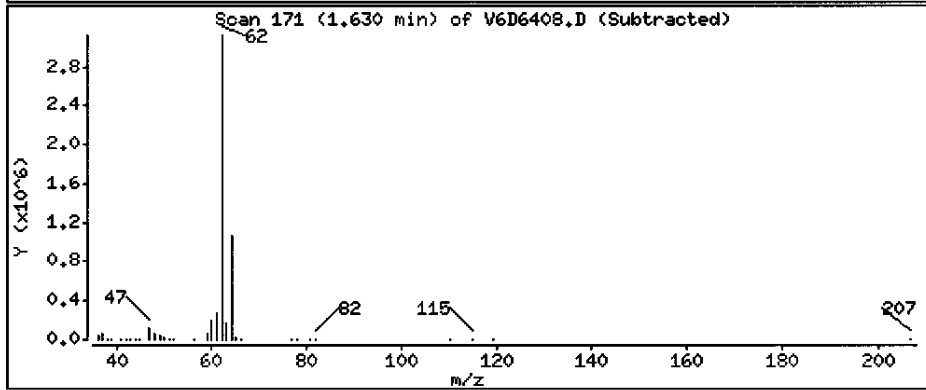
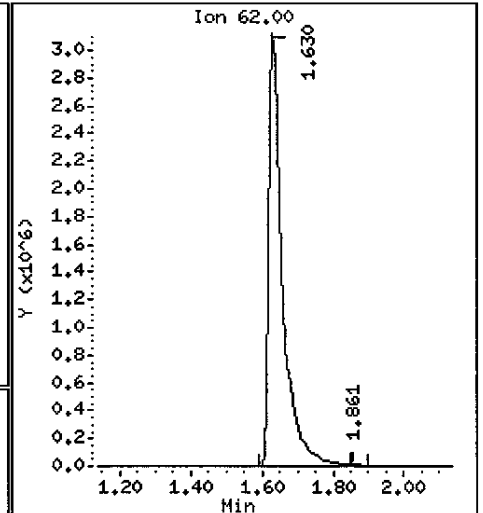
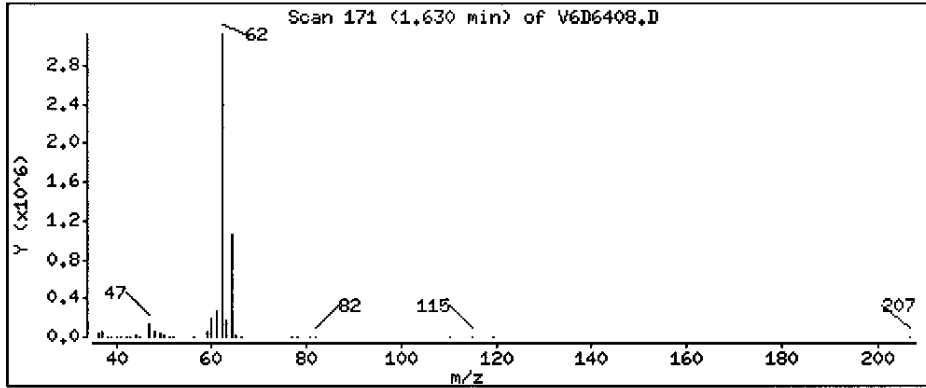
Operator: SB SRC: LIHS

Column phase: DB-624

Column diameter: 0.25

3 Vinyl Chloride

Concentration: 830 ug/L



Data File: \\AVOGADRO\ORGANICS\organic\voa\V6.i\050602.B\V6D6408.D

Date : 02-JUN-2005 19:00

Client ID: MW-07

Instrument: V6.i

Sample Info: ,D0618-06A,MW-06,18358

Purge Volume: 5.0

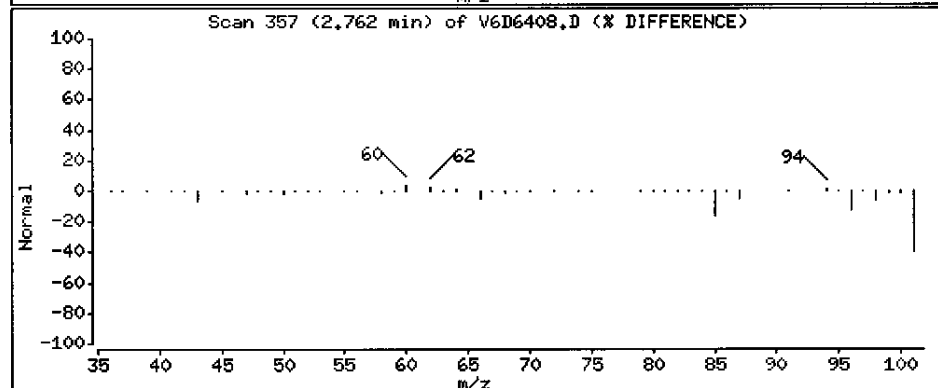
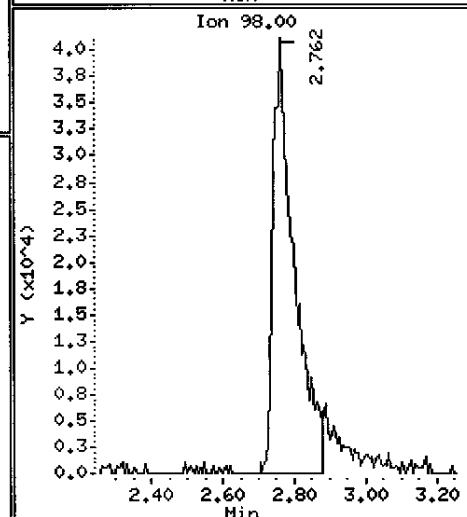
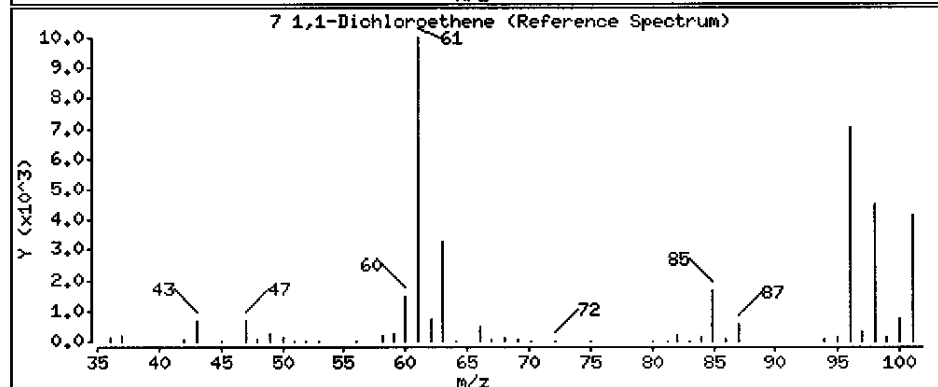
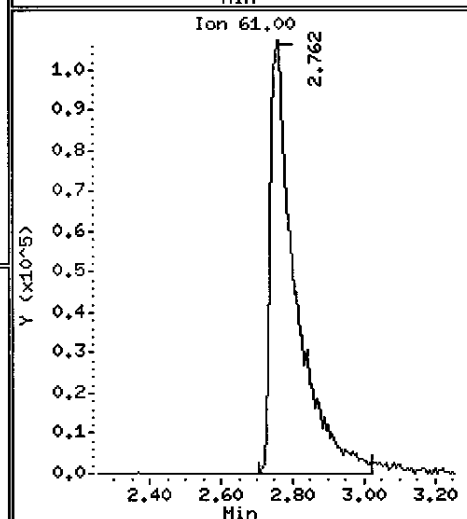
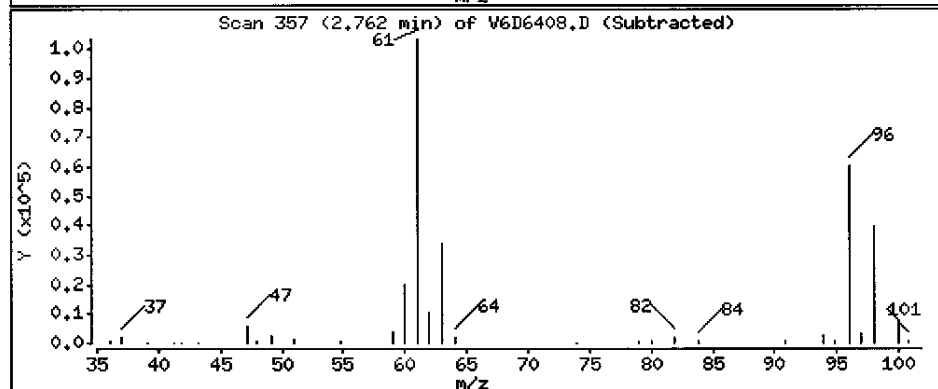
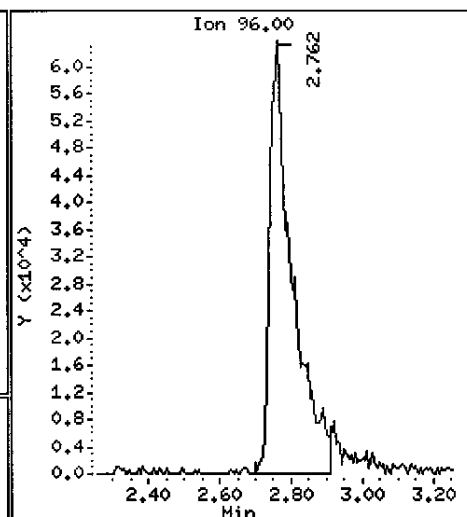
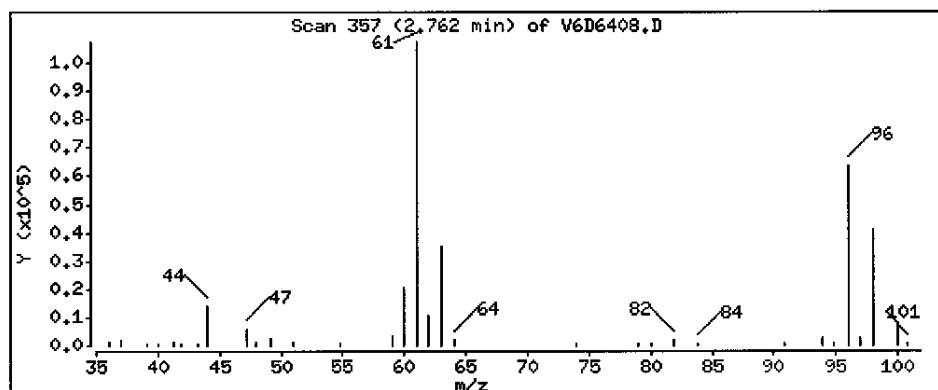
Operator: SB SRC: LIMS

Column phase: DB-624

Column diameter: 0.25

7 1,1-Dichloroethene

Concentration: 32 ug/L



Data File: \\AVOCADRO\ORGANICS\organic\voa\W6.i\050602.B\W6D6408.D

Date : 02-JUN-2005 19:00

Client ID: MW-07

Instrument: V6.i

Sample Info: ,D0618-06A,MW-06,18358

Purge Volume: 5.0

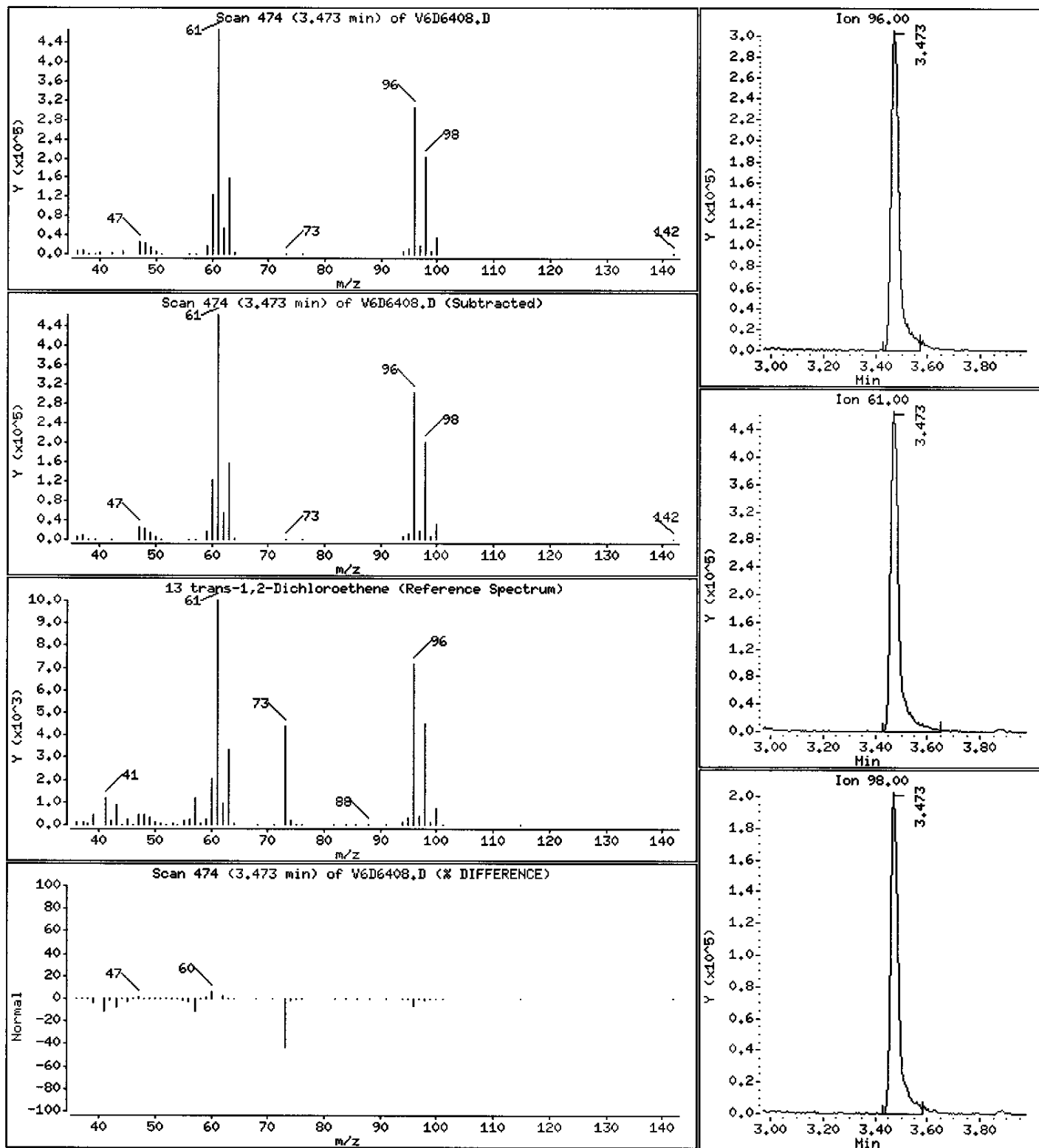
Operator: SB SRC: LIHS

Column phase: DB-624

Column diameter: 0.25

13 trans-1,2-Dichloroethene

Concentration: 61 ug/L





Data File: \\AVOCADRO\ORGANICS\organic\voa\6.i\050602.B\6D6408.D

Date : 02-JUN-2005 19:00

Client ID: MW-07

Instrument: V6.i

Sample Info: ,D0618-06A,MW-06,18358

Purge Volume: 5.0

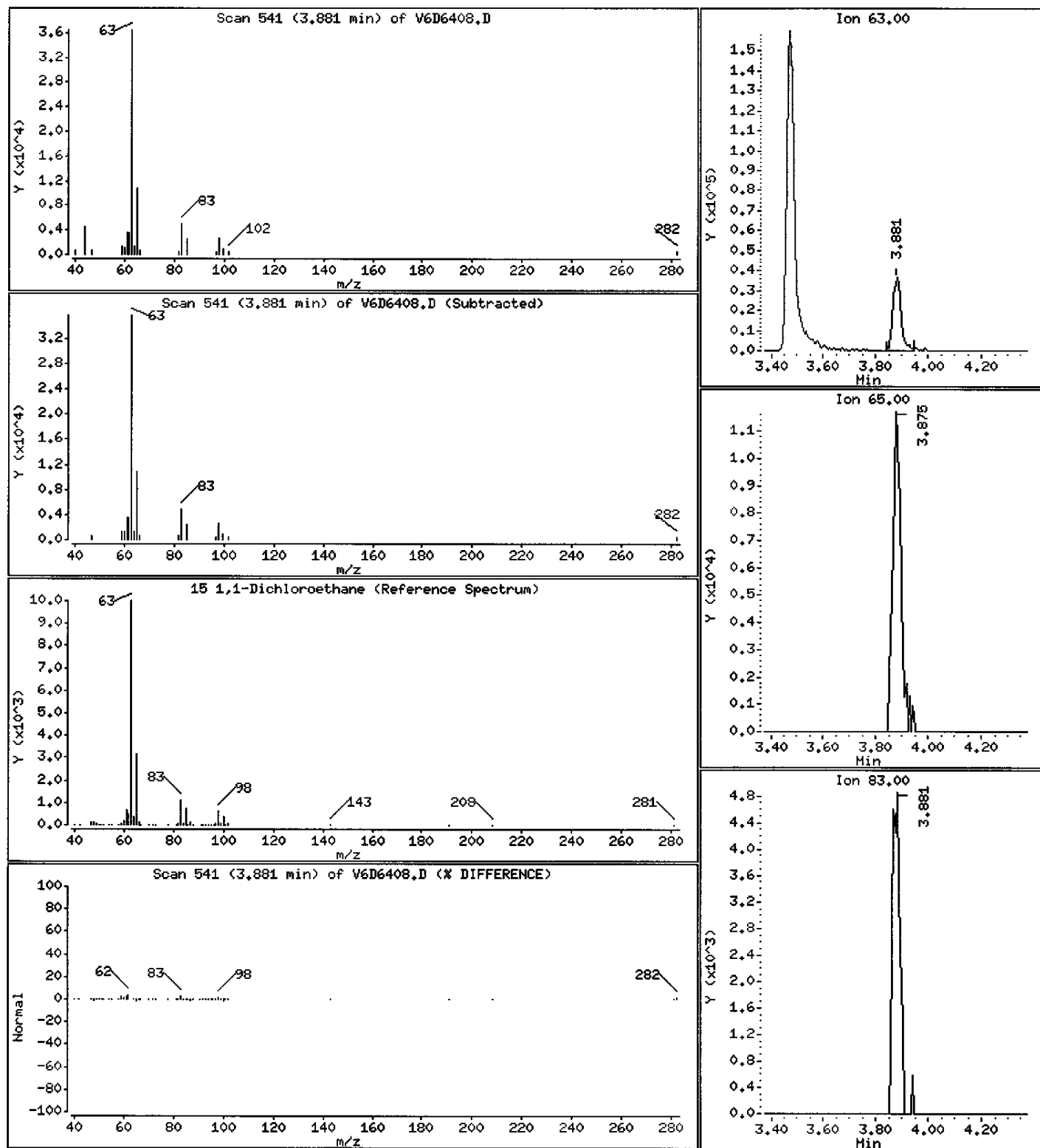
Operator: SB SRC: LIMS

Column phase: DB-624

Column diameter: 0.25

15 1,1-Dichloroethane

Concentration: 4 ug/L



Data File: \\NAVOGADRO\ORGANICS\organic\voa\V6.i\050602.B\V6D6408.D

Date : 02-JUN-2005 19:00

Client ID: MW-07

Instrument: V6.i

Sample Info: ,D0618-06A,MW-06,18358

Purge Volume: 5.0

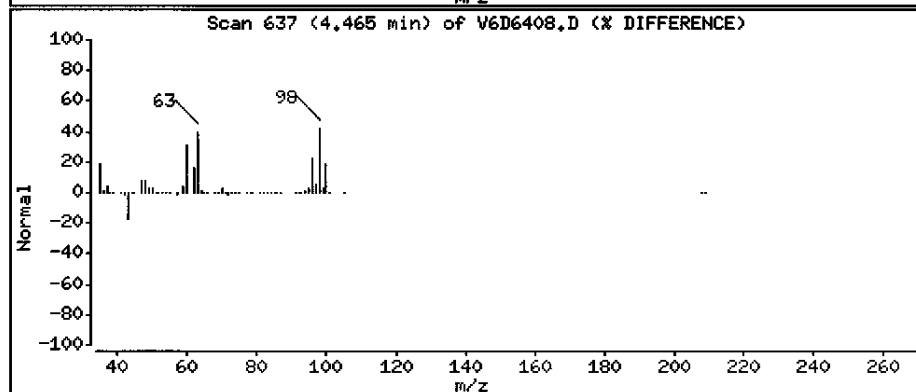
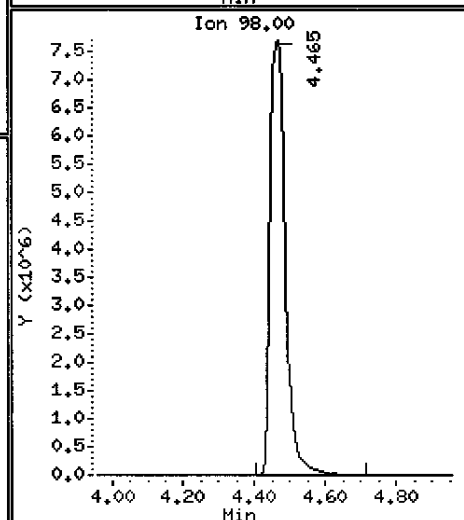
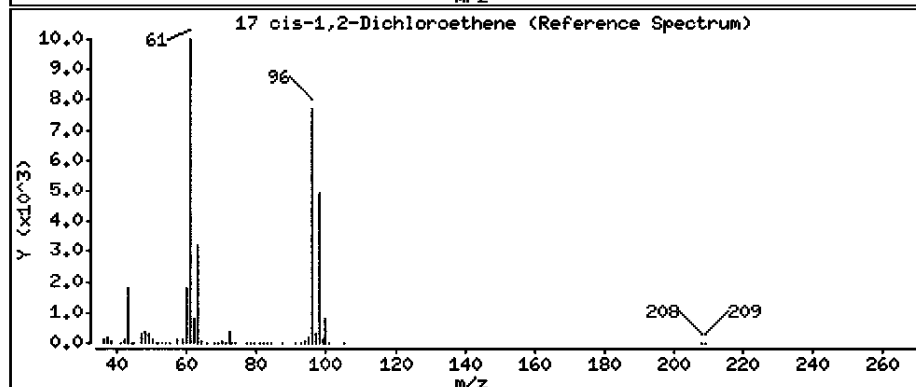
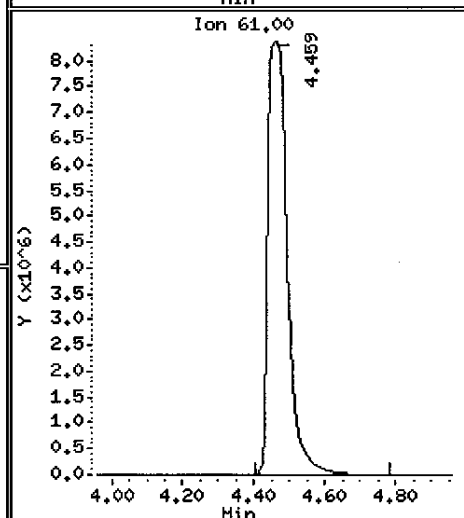
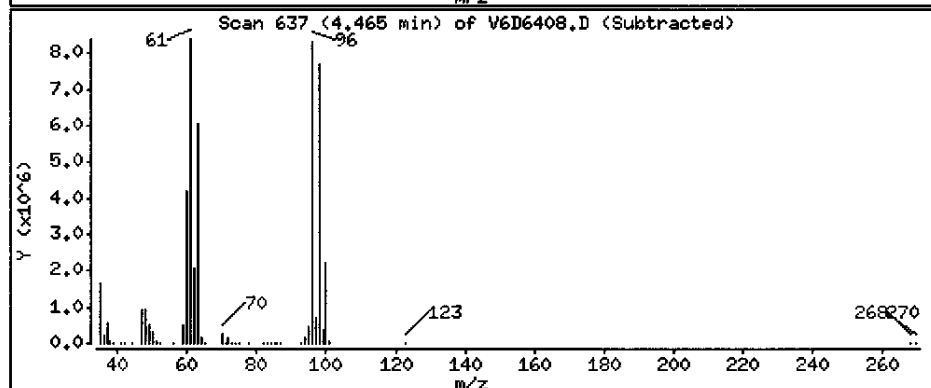
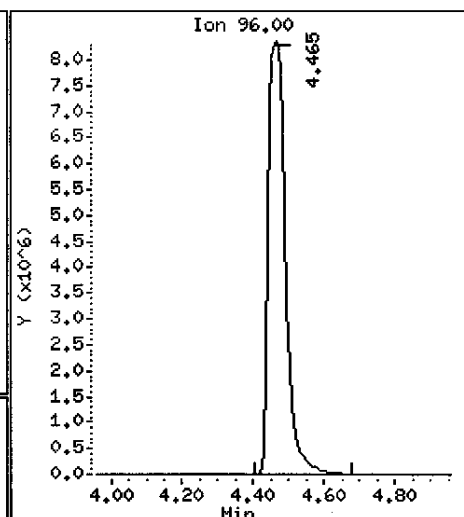
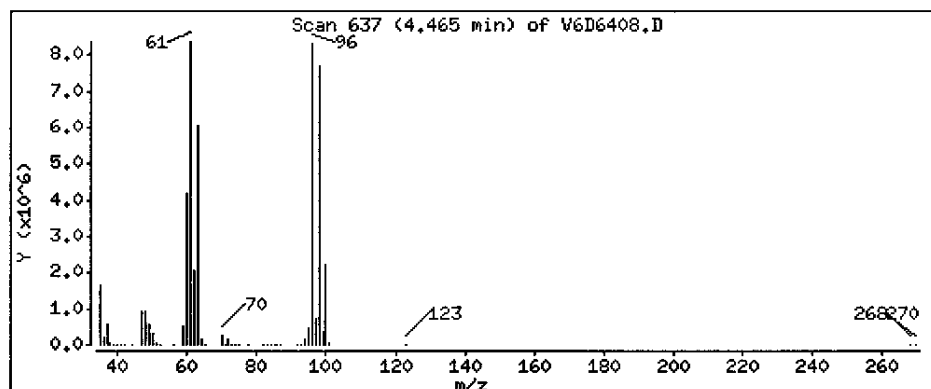
Operator: SB SRC: LIMS

Column phase: DB-624

Column diameter: 0.25

17 cis-1,2-Dichloroethene

Concentration: 2700 ug/L



Data File: \\NAVOGADRO\ORGANICS\organic\voa\V6.i\050602.B\V6D6408.D

Date : 02-JUN-2005 19:00

Client ID: MW-07

Instrument: V6.i

Sample Info: ,D0618-06A,MW-06,18358

Purge Volume: 5.0

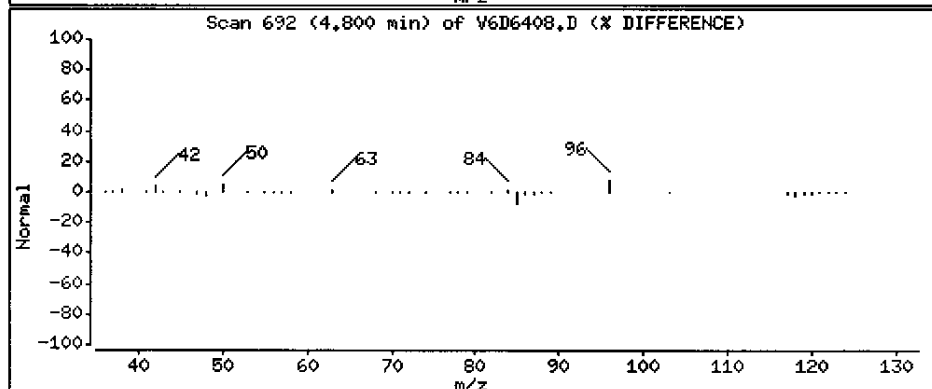
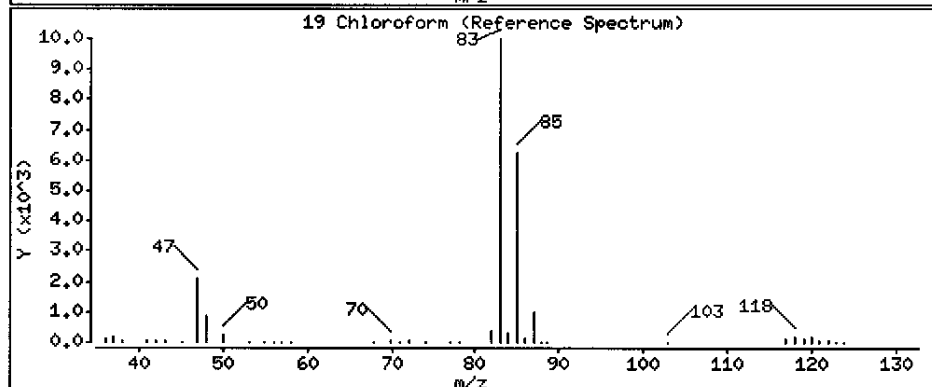
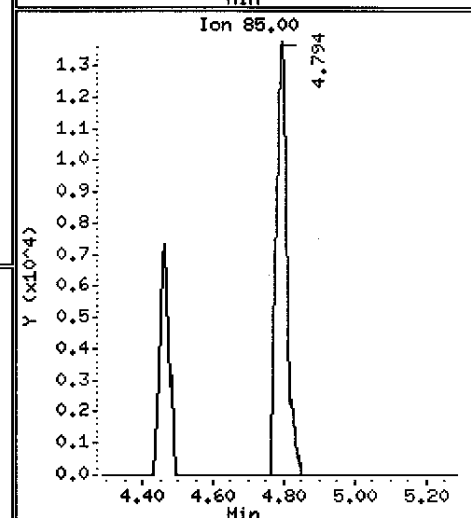
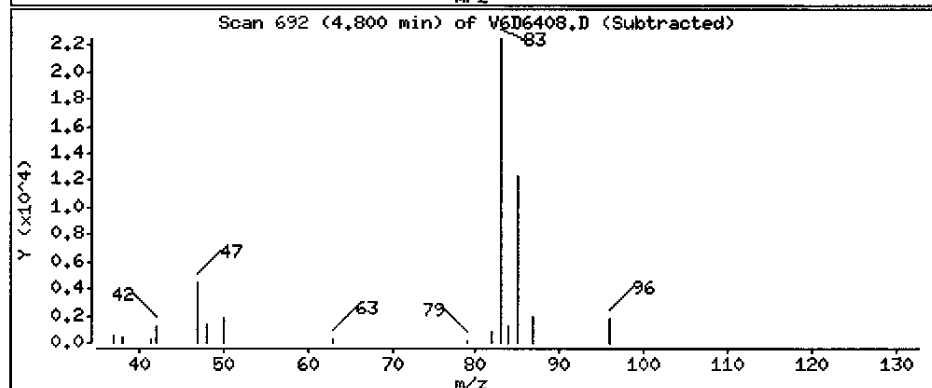
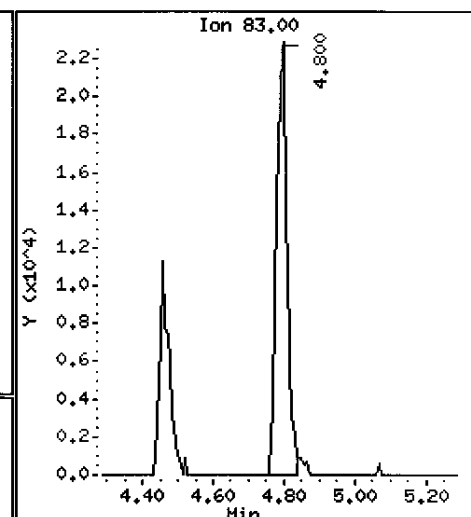
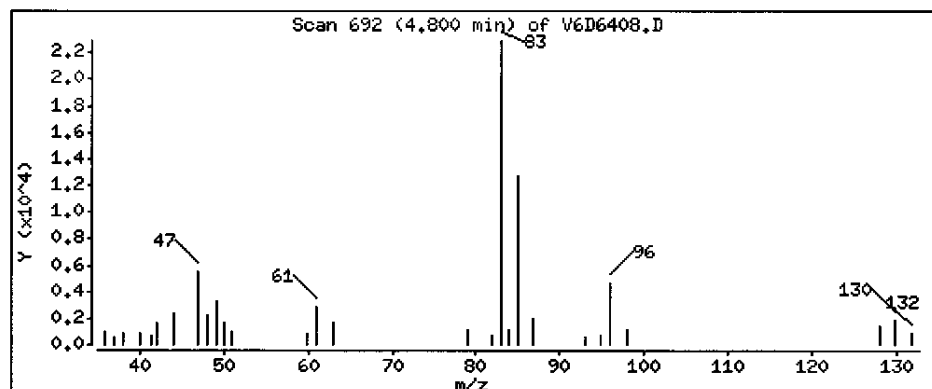
Operator: SB SRC: LIMS

Column phase: DB-624

Column diameter: 0.25

19 Chloroform

Concentration: 2 ug/L



Data File: \\AVOCADRO\ORGANICS\organic\voa\V6.i\050602.B\V6D6408.D

Date : 02-JUN-2005 19:00

Client ID: MW-07

Instrument: V6.i

Sample Info: ,D0618-06A,MW-06,18358

Purge Volume: 5.0

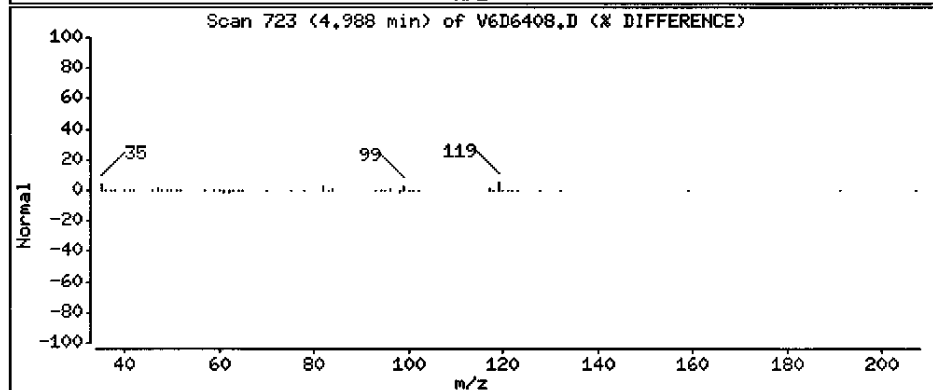
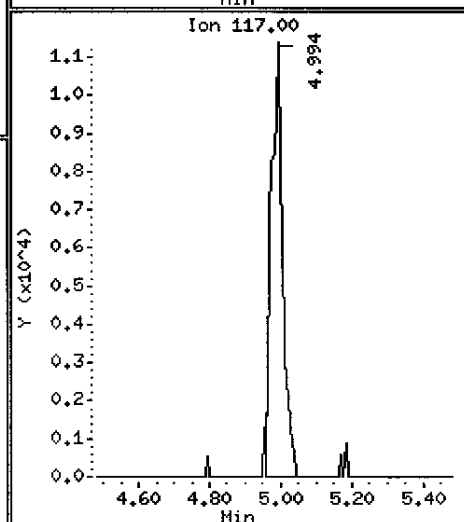
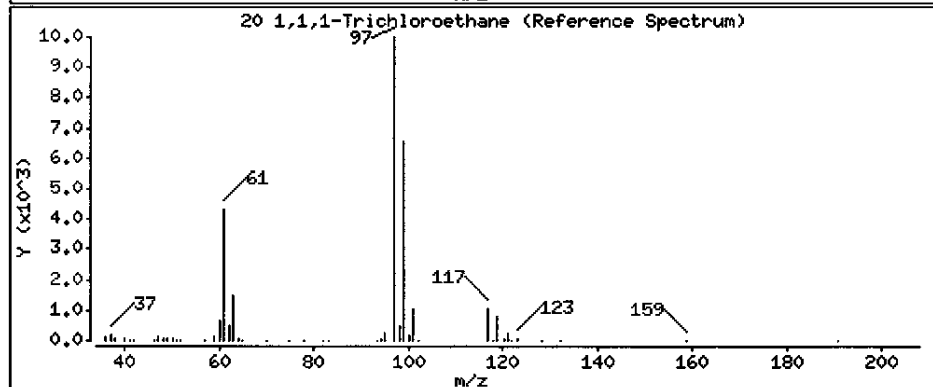
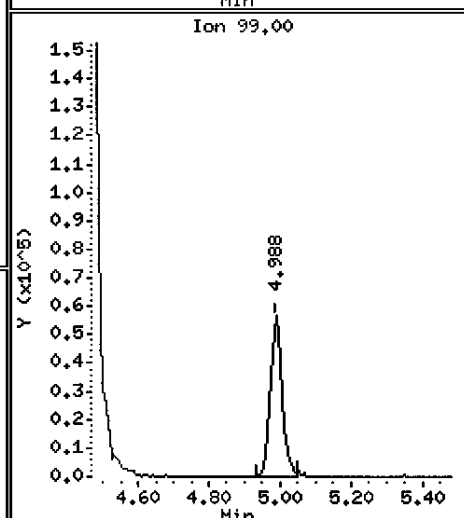
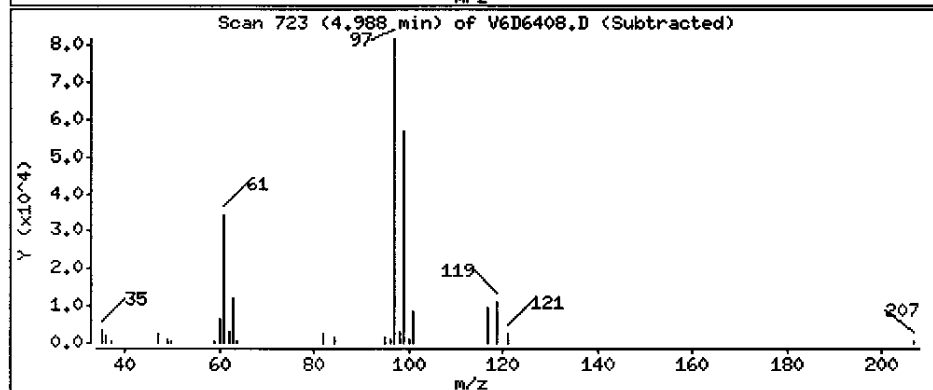
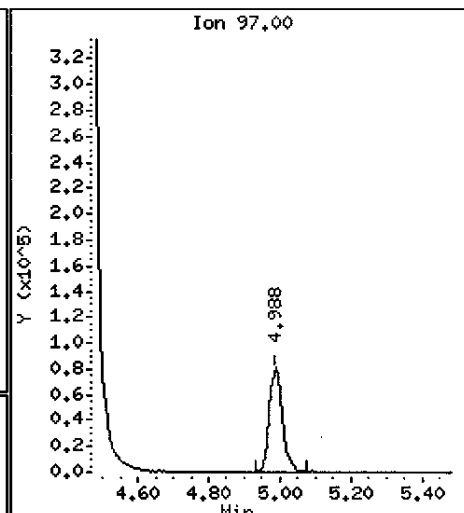
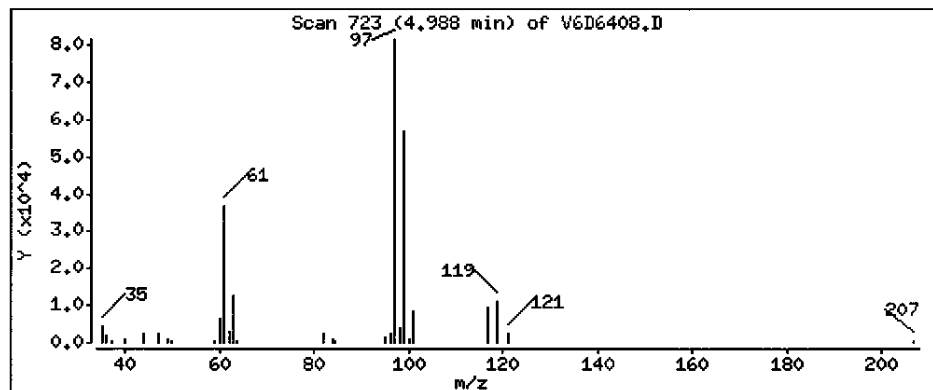
Operator: SB SRC: LIHS

Column phase: DB-624

Column diameter: 0.25

20 1,1,1-Trichloroethane

Concentration: 13 ug/L



Data File: \\NAVOGADRO\ORGANICS\organic\voa\V6.i\050602.B\V6D6408.D

Date : 02-JUN-2005 19:00

Client ID: MW-07

Instrument: V6.i

Sample Info: ,D0618-06A,MW-06,18358

Purge Volume: 5.0

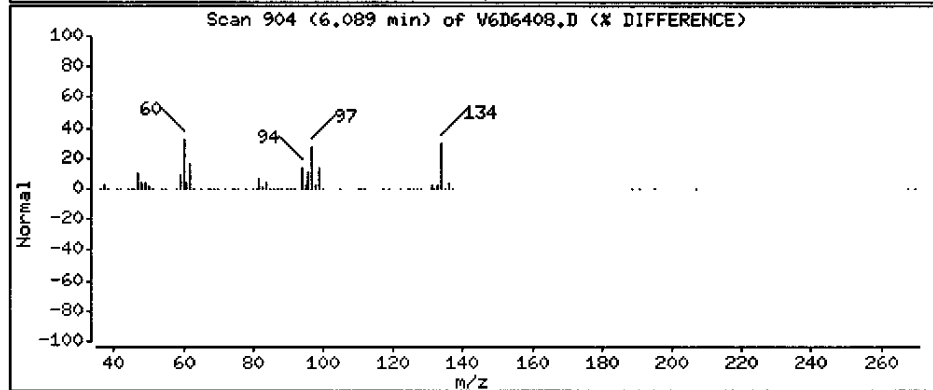
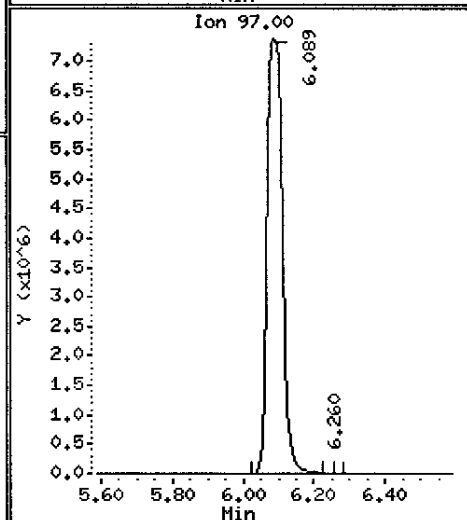
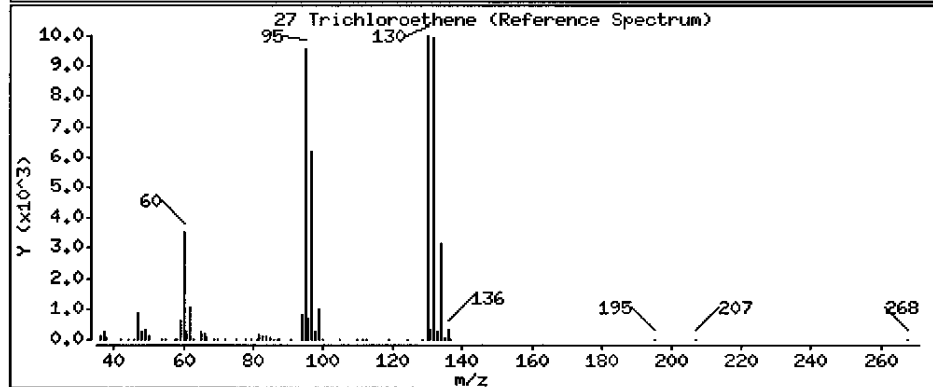
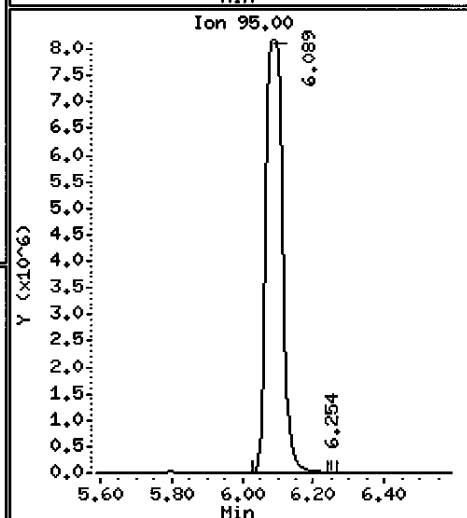
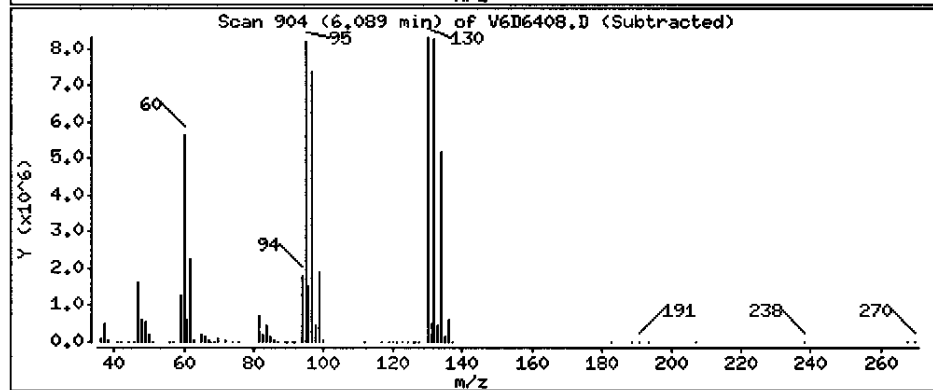
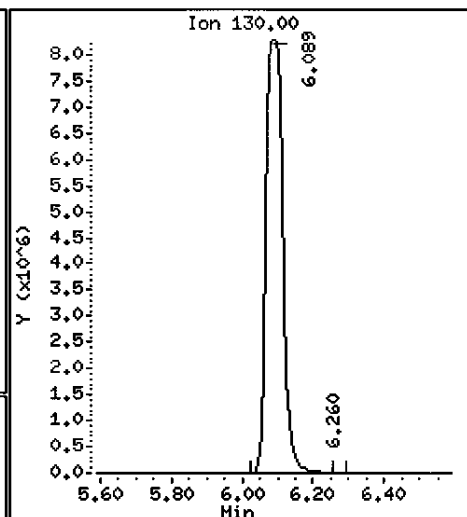
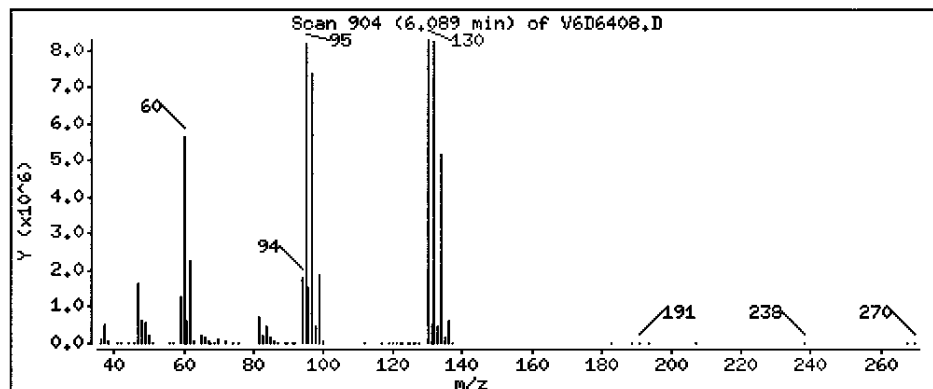
Operator: SB SRC: LIMS

Column phase: DB-624

Column diameter: 0.25

27 Trichloroethene

Concentration: 2200 ug/L



Data File: \\AVOGADRO\ORGANICS\organic\voa\V6.i\050602.B\V6D6408.D

Date : 02-JUN-2005 19:00

Client ID: MW-07

Instrument: V6.i

Sample Info: ,D0618-06A,MW-06,18358

Purge Volume: 5.0

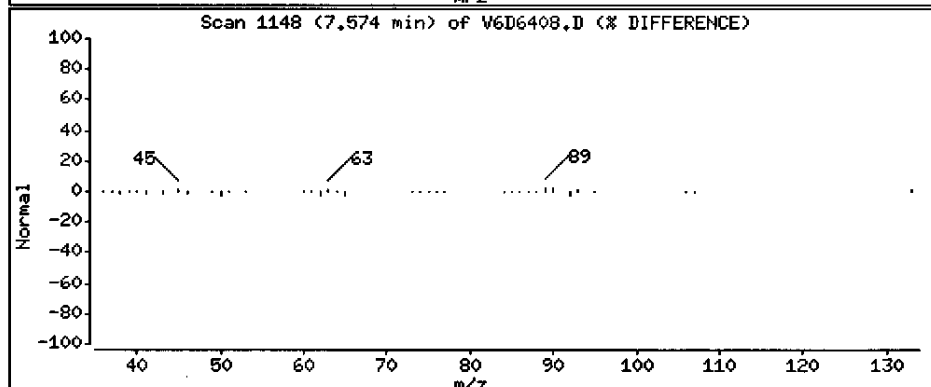
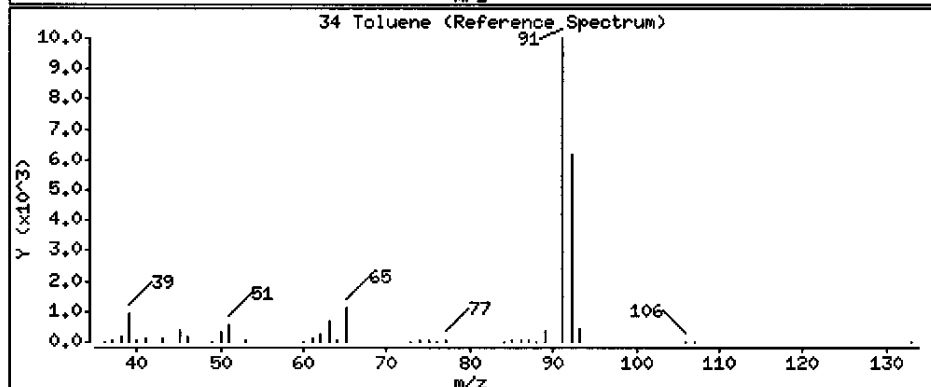
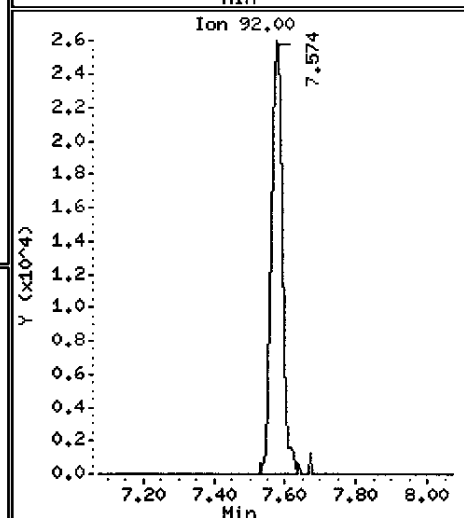
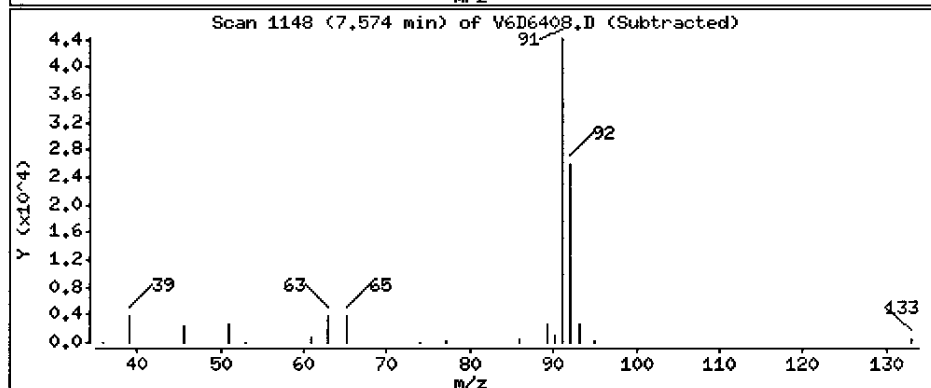
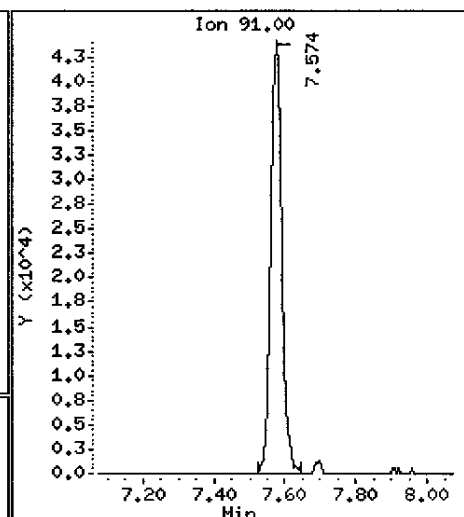
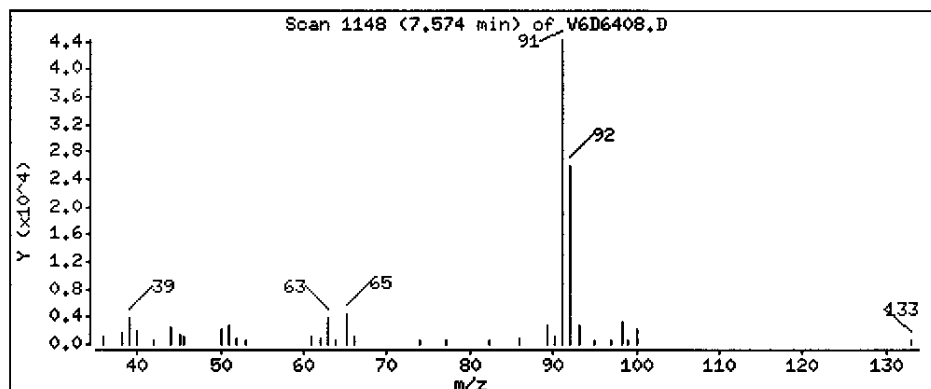
Operator: SB SRC: LIMS

Column phase: DB-624

Column diameter: 0.25

34 Toluene

Concentration: 2 ug/L



Data File: \\AVOCADRO\ORGANICS\organic\voa\6.i\050602.B\6D6408.D

Date : 02-JUN-2005 19:00

Client ID: MW-07

Instrument: V6.i

Sample Info: ,D0618-06A,MW-06,18358

Purge Volume: 5.0

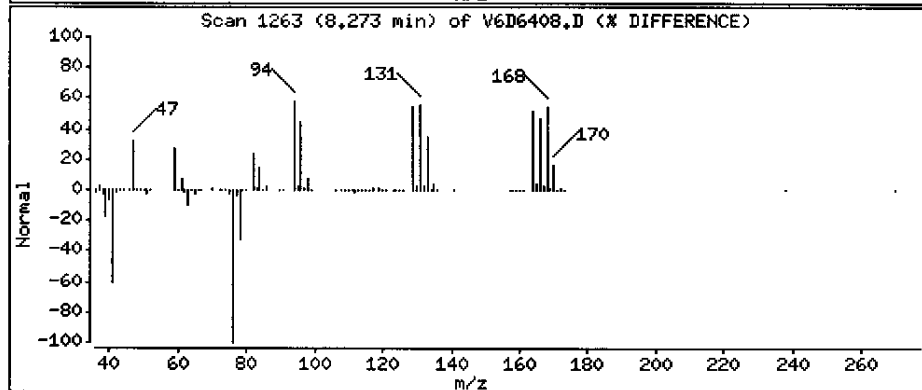
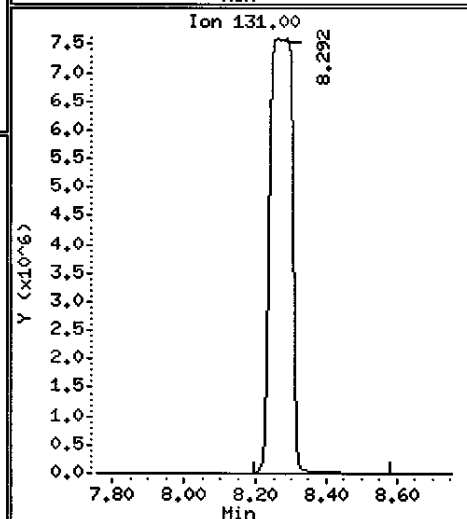
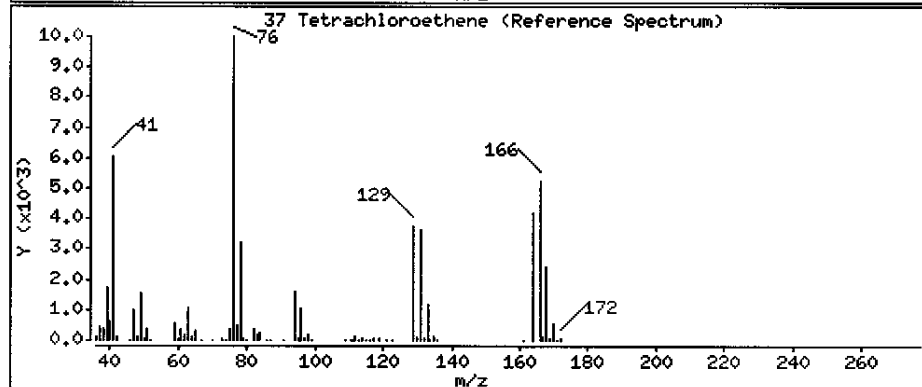
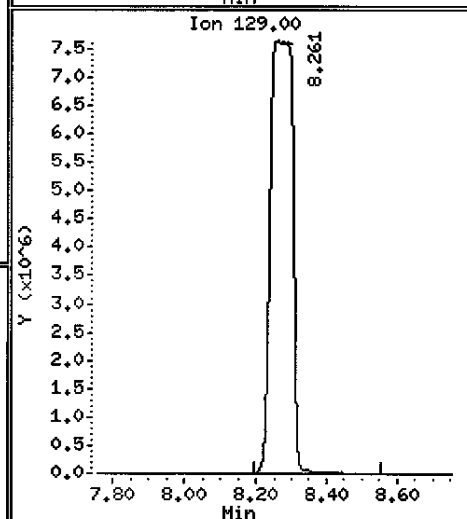
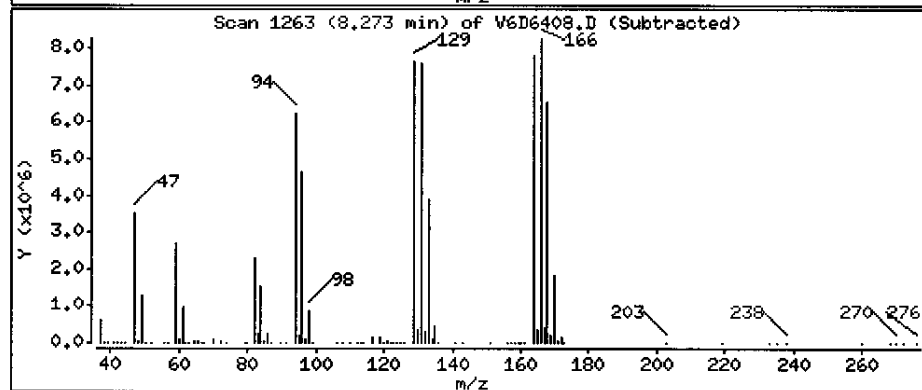
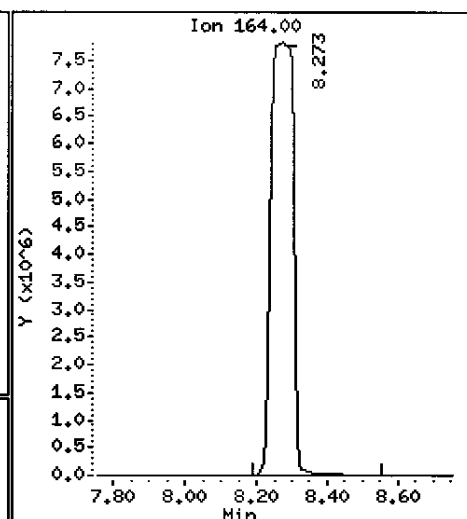
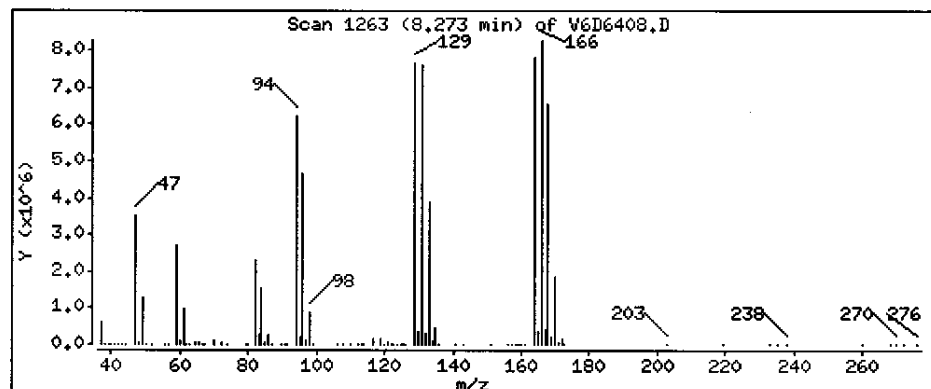
Operator: SB SRC: LIMS

Column phase: DB-624

Column diameter: 0.25

37 Tetrachloroethene

Concentration: 3200 ug/L



Data File: \\AVOCADRO\ORGANICS\organic\voa\V6.i\050602.B\V6D6408.D

Date : 02-JUN-2005 19:00

Client ID: MW-07

Instrument: V6.i

Sample Info: ,D0618-06A,MW-06,18358

Purge Volume: 5.0

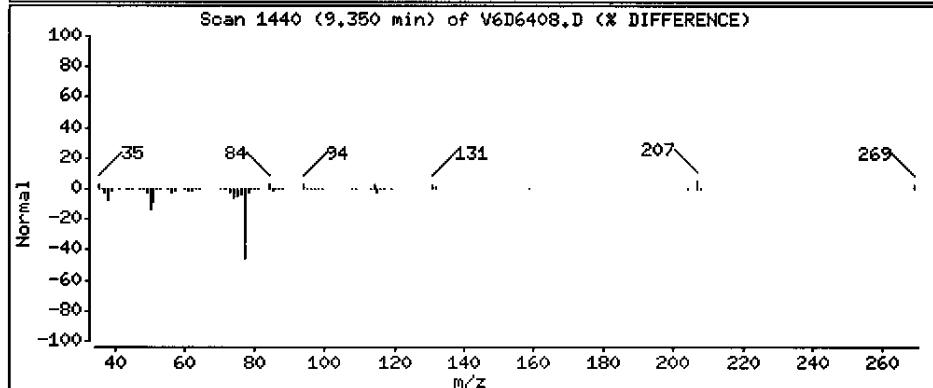
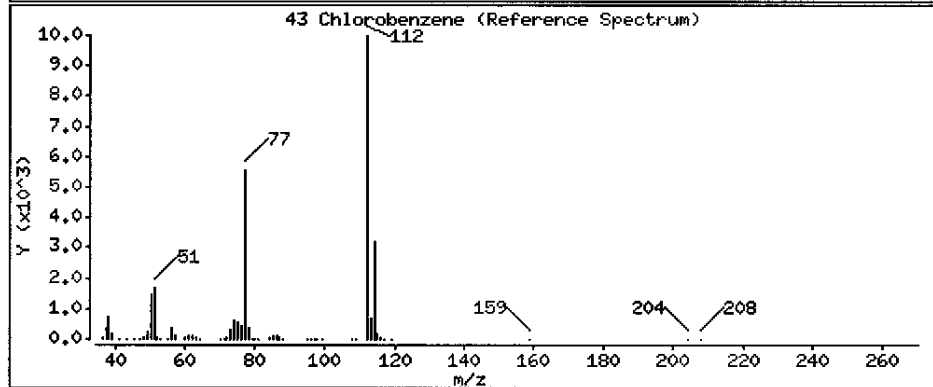
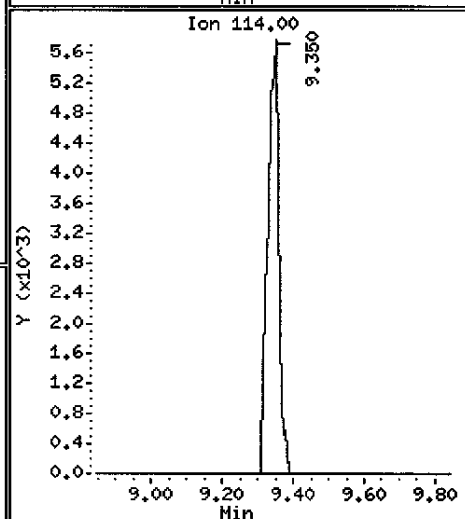
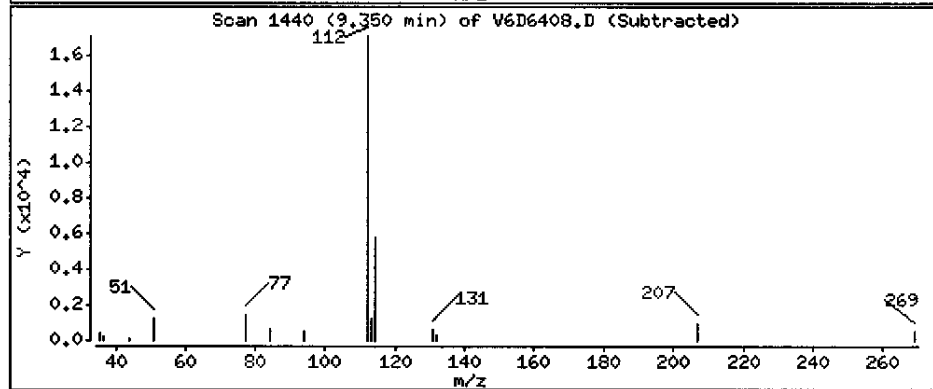
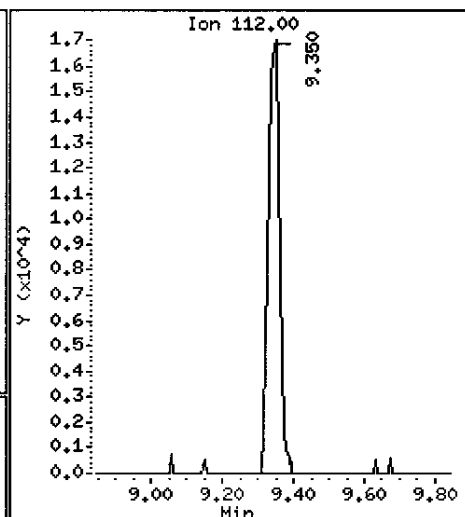
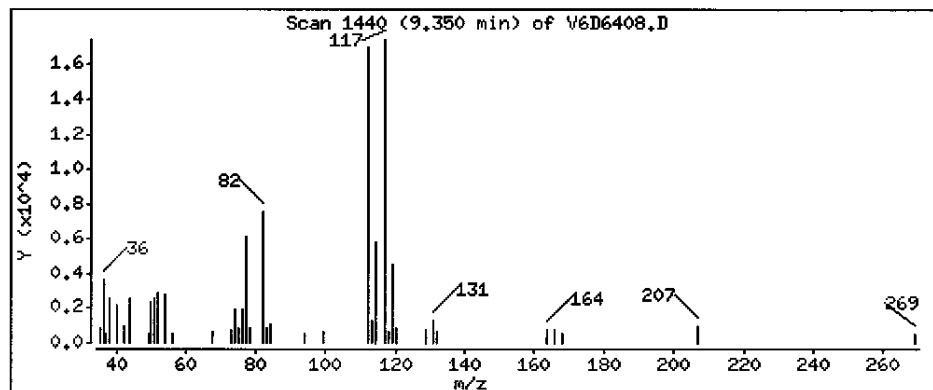
Operator: SB SRC: LIMS

Column phase: DB-624

Column diameter: 0.25

43 Chlorobenzene

Concentration: 1 ug/L





Data File: \\AVOGADRO\ORGANICS\organic\voa\V6.i\050602.B\V6D6408.D

Date : 02-JUN-2005 19:00

Client ID: MW-07

Instrument: V6.i

Sample Info: ,D0618-06A,MW-06,18358

Purge Volume: 5.0

Operator: SB SRC: LIMS

Column phase: DB-624

Column diameter: 0.25

Library Search Compound Match

CAS Number Library

Entry

Quality Formula

Weight

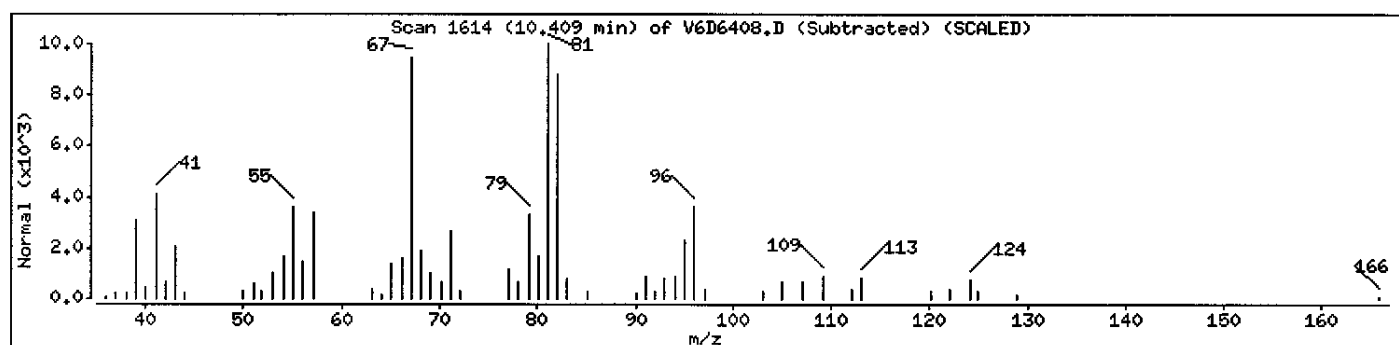
Unknown

0

0

0

Unknown



Data File: \\AVOCADRO\ORGANICS\voa\V6.i\050602.B\V6D6408.D

Date : 02-JUN-2005 19:00

Client ID: MW-07

Instrument: V6.i

Sample Info: ,D0618-06A,MW-06,18358

Purge Volume: 5.0

Operator: SB SRC: LIMS

Column phase: DB-624

Column diameter: 0.25

Library Search Compound Match

CAS Number

Library

Entry

Quality

Formula

Weight

Unknown

Cyclohexane, 2-propenyl-

2114-42-3

NIST98.L

10325

81

C9H16

124

Cyclohexane, propyl-

1678-92-8

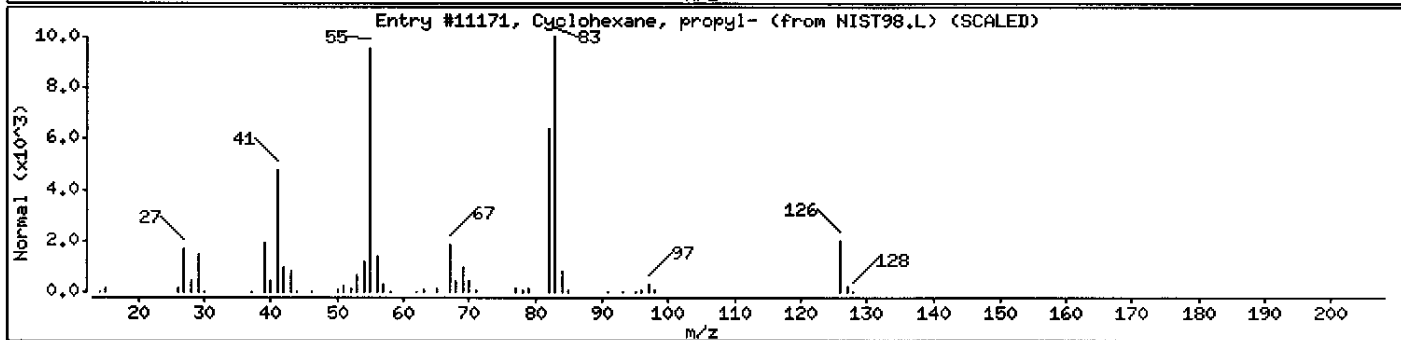
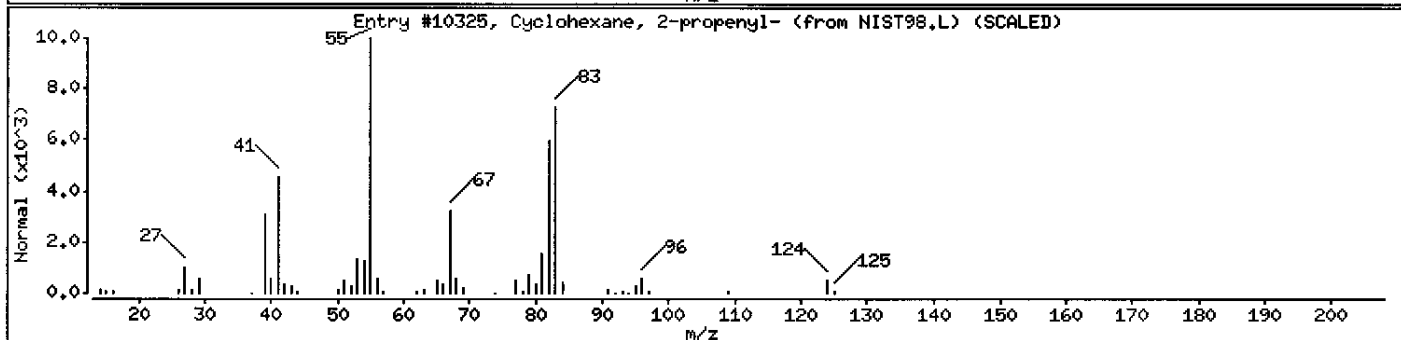
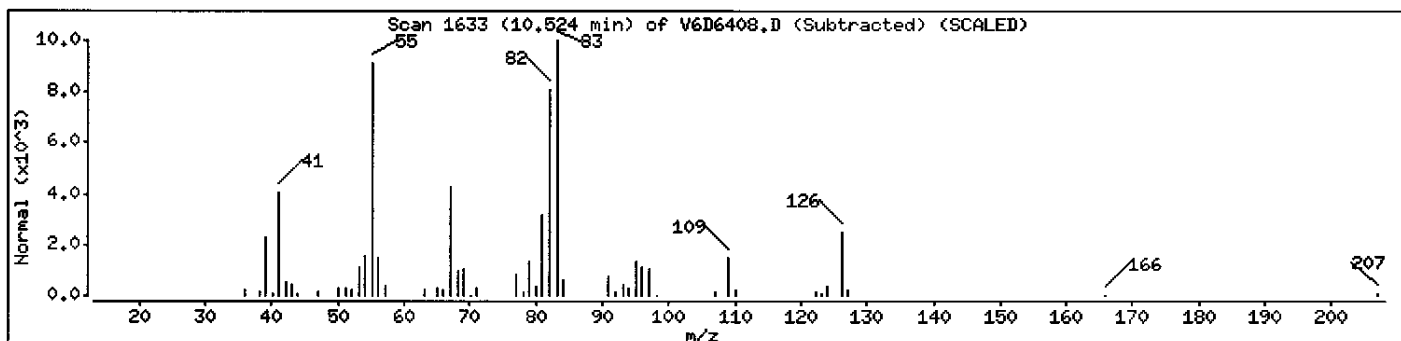
NIST98.L

11171

68

C9H18

126



Data File: \\SAVOGADRO\ORGANICS\organic\voa\V6.i\050602.B\V6D6408.D

Date : 02-JUN-2005 19:00

Client ID: MW-07

Instrument: V6.i

Sample Info: ,D0618-06A,MW-06,18358

Purge Volume: 5.0

Operator: SB SRC: LIMS

Column phase: DB-624

Column diameter: 0.25

Library Search Compound Match

CAS Number

Library

Entry

Quality

Formula

Weight

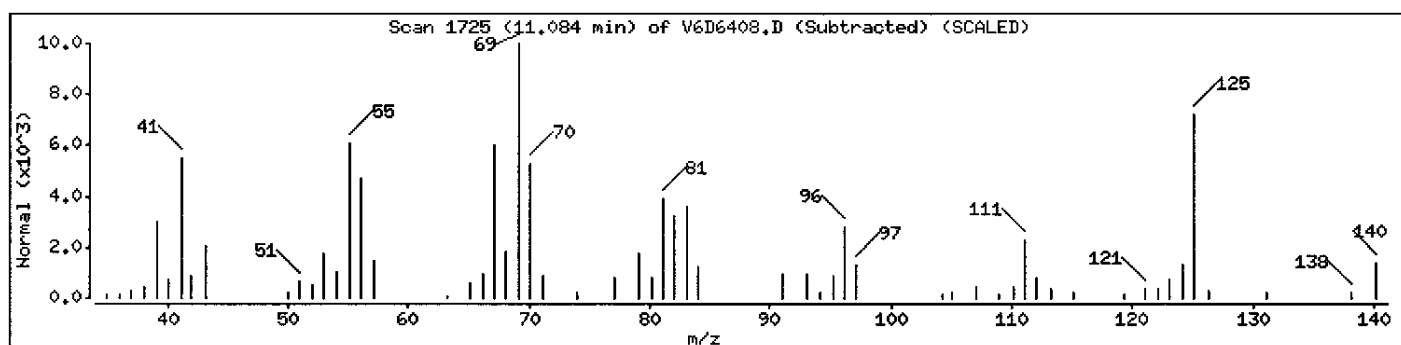
Unknown

0

0

0

Unknown



Data File: \\AVOGADRO\ORGANICS\organic\voa\V6.i\050602.B\V6D6408.D

Date : 02-JUN-2005 19:00

Client ID: MW-07

Instrument: V6.i

Sample Info: ,D0618-06A,MW-06,18358

Purge Volume: 5.0

Operator: SB SRC: LIMS

Column phase: DB-624

Column diameter: 0.25

Library Search Compound Match

CAS Number

Library

Entry

Quality

Formula

Weight

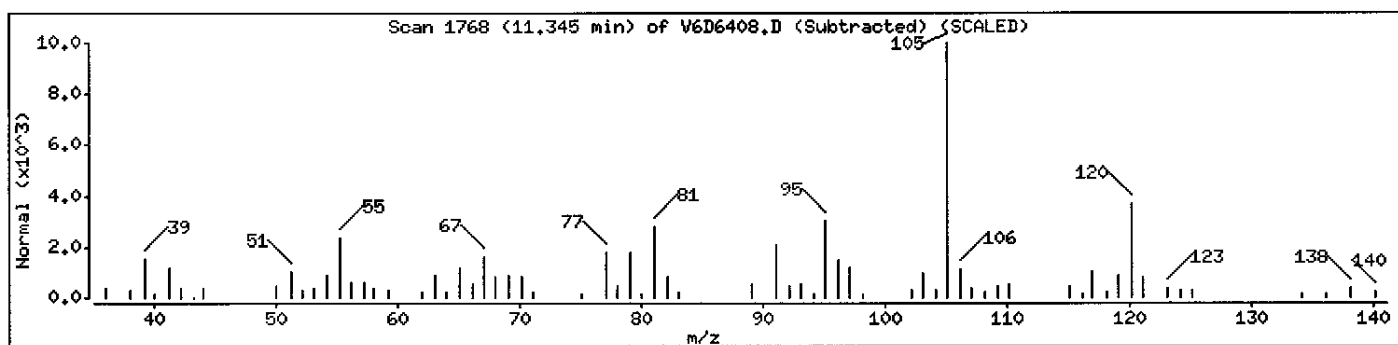
Unknown

0

0

0

Unknown



Data File: \\AVOCADRO\ORGANICS\organic\voa\V6.i\050602.B\V6D6408.D

Date : 02-JUN-2005 19:00

Client ID: MW-07

Instrument: V6.i

Sample Info: ,D0618-06A,MW-06,18358

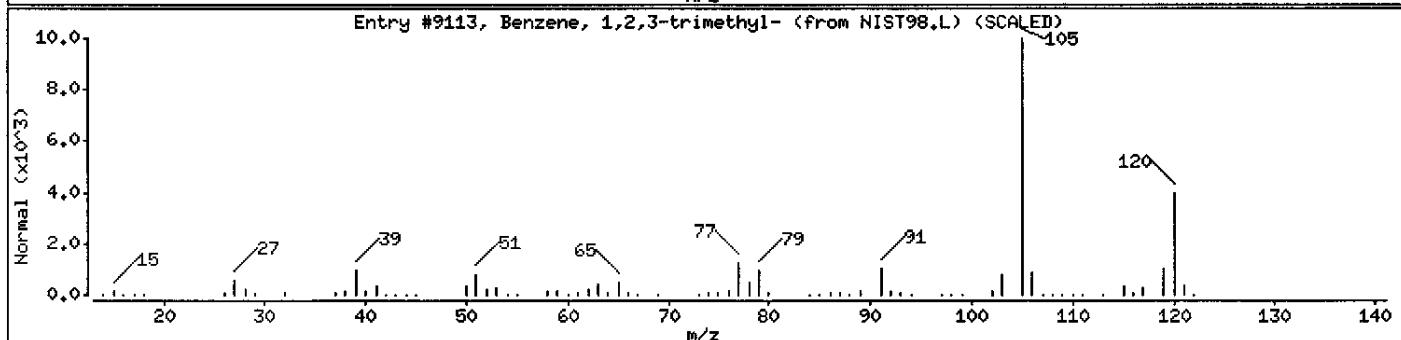
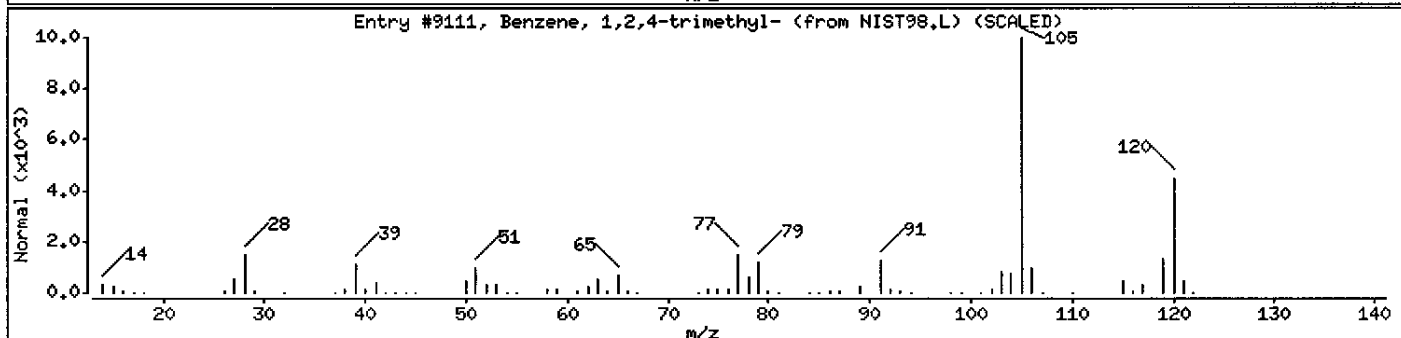
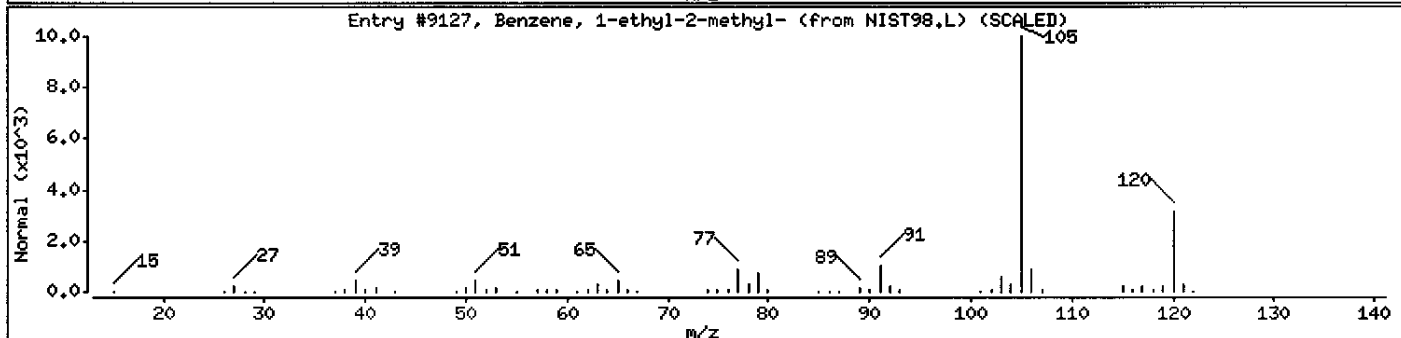
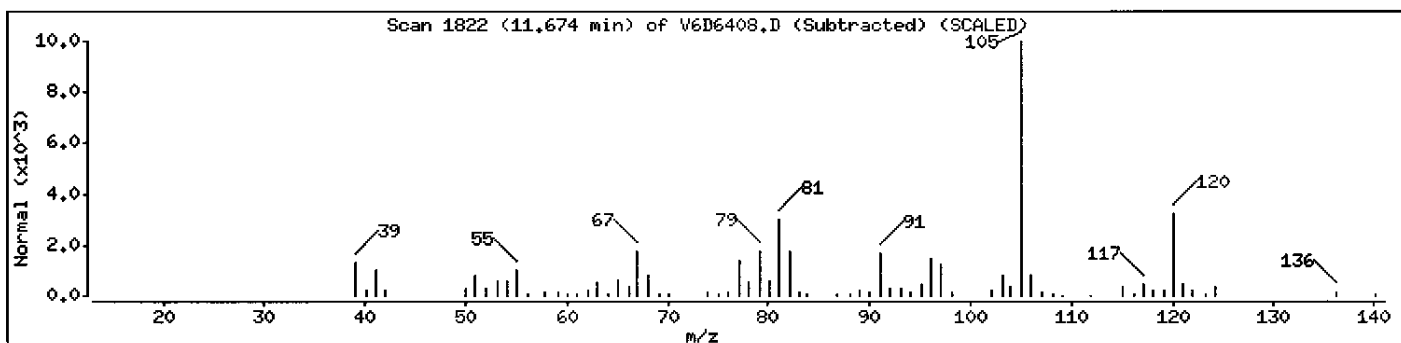
Purge Volume: 5.0

Operator: SB SRC: LIMS

Column phase: DB-624

Column diameter: 0.25

Library Search Compound Match	CAS Number	Library	Entry	Quality	Formula	Weight
Benzene, 1-ethyl-2-methyl-	611-14-3	NIST98.L	9127	91	C9H12	120
Benzene, 1,2,4-trimethyl-	95-63-6	NIST98.L	9111	64	C9H12	120
Benzene, 1,2,3-trimethyl-	526-73-8	NIST98.L	9113	64	C9H12	120



Data File: \\AVOCADRO\ORGANICS\organic\voa\V6.i\050602.B\V6D6408.D

Date : 02-JUN-2005 19:00

Client ID: MW-07

Instrument: V6.i

Sample Info: ,D0618-06A,MW-06,18358

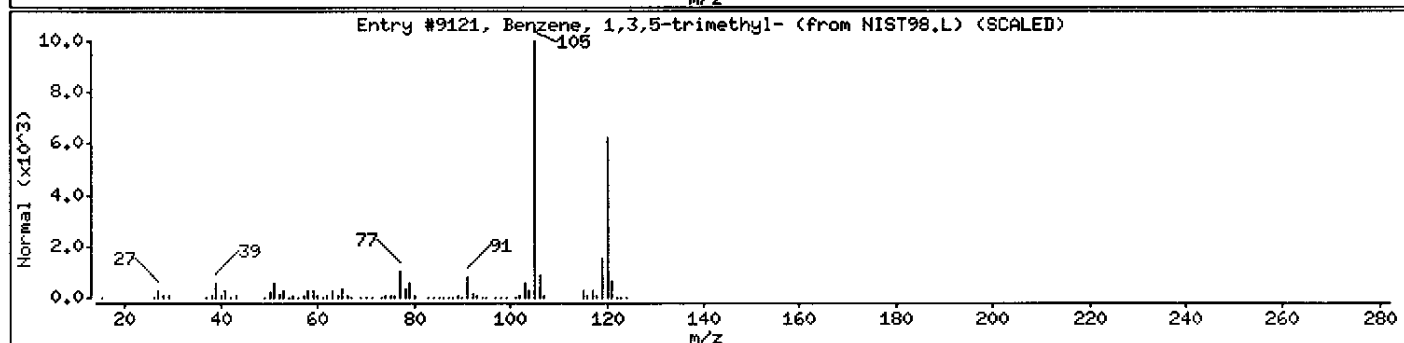
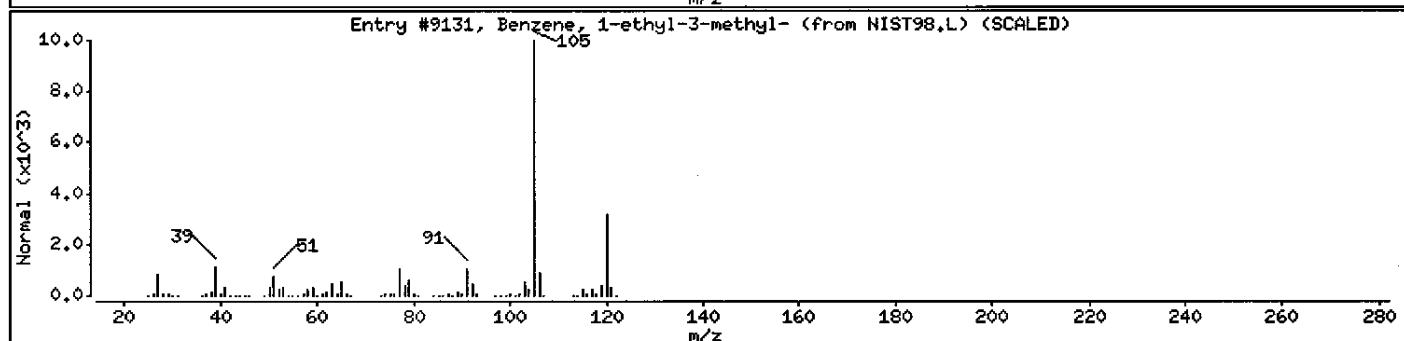
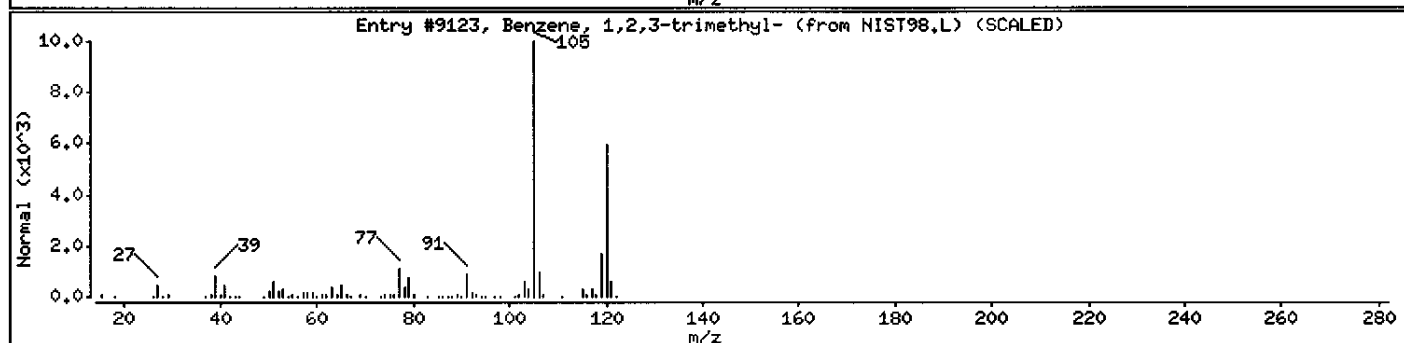
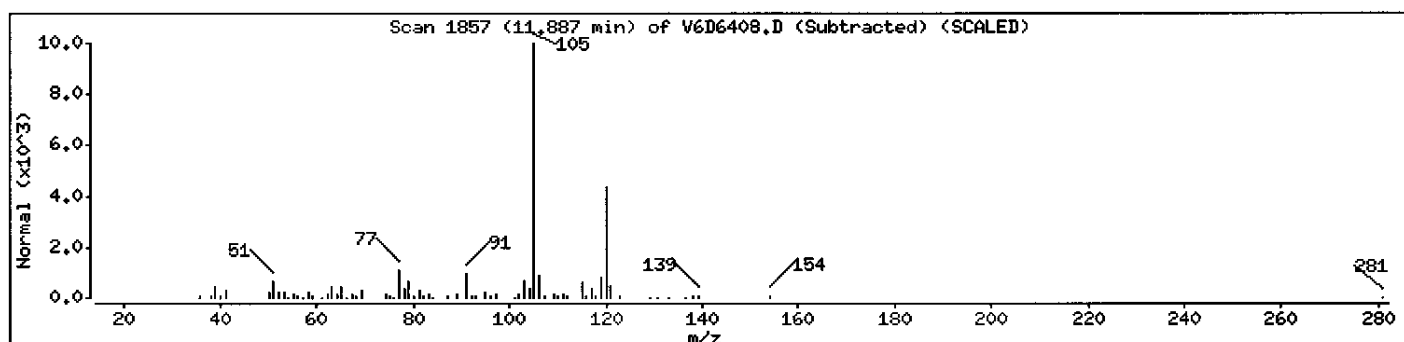
Purge Volume: 5.0

Operator: SB SRC: LIHS

Column phase: DB-624

Column diameter: 0.25

Library Search Compound Match	CAS Number	Library	Entry	Quality	Formula	Weight
Benzene, 1,2,3-trimethyl-	526-73-8	NIST98.L	9123	91	C9H12	120
Benzene, 1-ethyl-3-methyl-	620-14-4	NIST98.L	9131	91	C9H12	120
Benzene, 1,3,5-trimethyl-	108-67-8	NIST98.L	9121	91	C9H12	120



Data File: \\AVOGADRO\ORGANICS\organic\voa\V6.i\050602.B\V6D6408.D

Date : 02-JUN-2005 19:00

Client ID: MM-07

Instrument: V6.i

Sample Info: ,D0618-06A,MM-06,18358

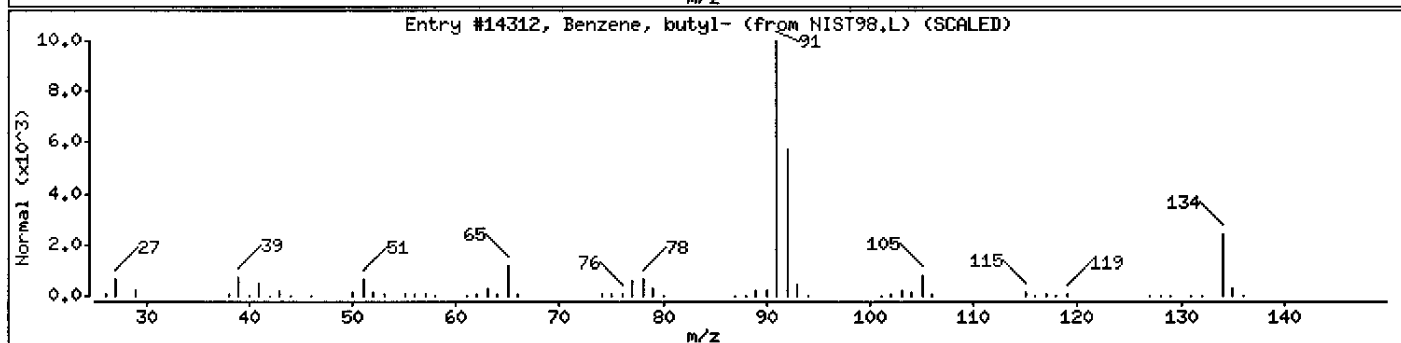
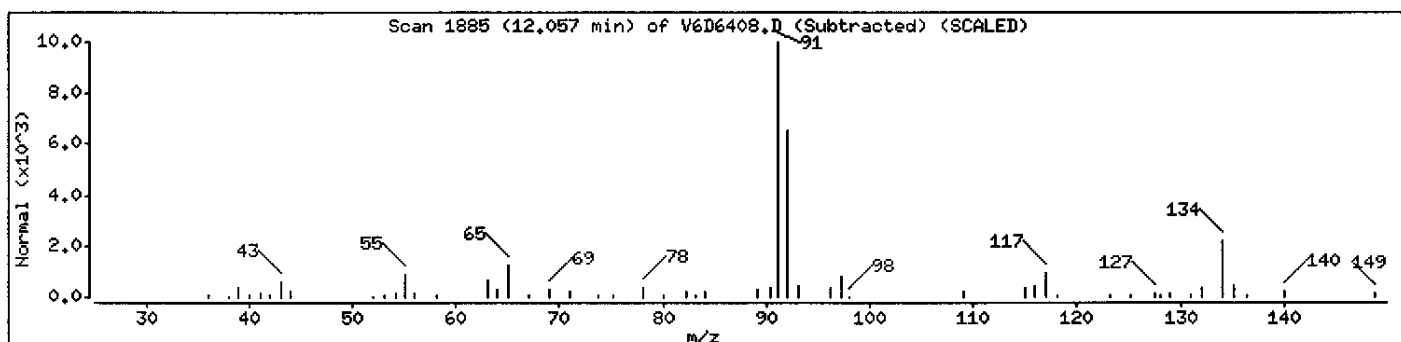
Purge Volume: 5.0

Operator: SB SRC: LIMS

Column phase: DB-624

Column diameter: 0.25

Library Search Compound Match	CAS Number	Library	Entry	Quality	Formula	Weight
Unknown						
Benzene, butyl-	104-51-8	NIST98.L	14312	64	C10H14	134



Data File: \\NAVOGADRO\ORGANICS\organic\voa\V6.i\050602.B\V6D6408.D

Date : 02-JUN-2005 19:00

Client ID: MW-07

Instrument: V6.i

Sample Info: ,D0618-06A,MW-06,18358

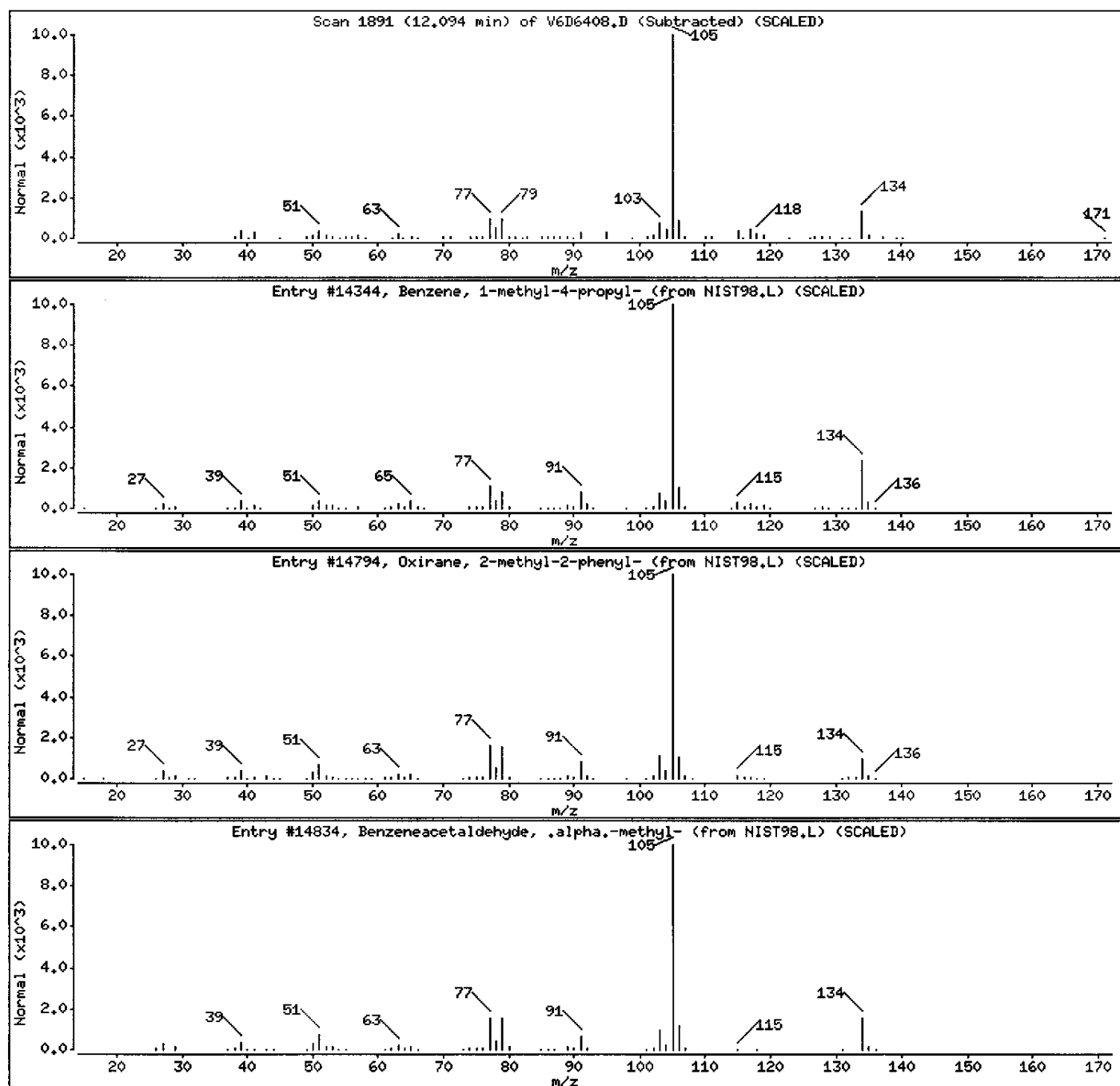
Purge Volume: 5.0

Operator: SB SRC: LIMS

Column phase: DB-624

Column diameter: 0.25

Library Search Compound Match	CAS Number	Library	Entry	Quality	Formula	Weight
Benzene, 1-methyl-4-propyl-	1074-55-1	NIST98.L	14344	90	C10H14	134
Oxirane, 2-methyl-2-phenyl-	2085-88-3	NIST98.L	14794	87	C9H10O	134
Benzeneacetaldehyde, .alpha.-methyl-	93-53-8	NIST98.L	14834	80	C9H10O	134





Data File: \\AVOGADRO\ORGANICS\organic\voa\V6.i\050602.B\V6D6408.D

Date : 02-JUN-2005 19:00

Client ID: MW-07

Instrument: V6.i

Sample Info: ,D0618-06A,MW-06,18358

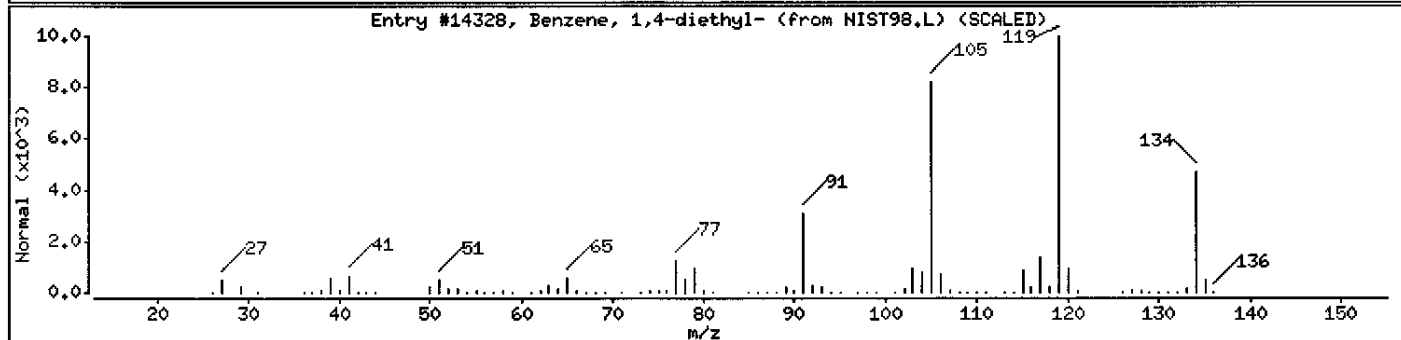
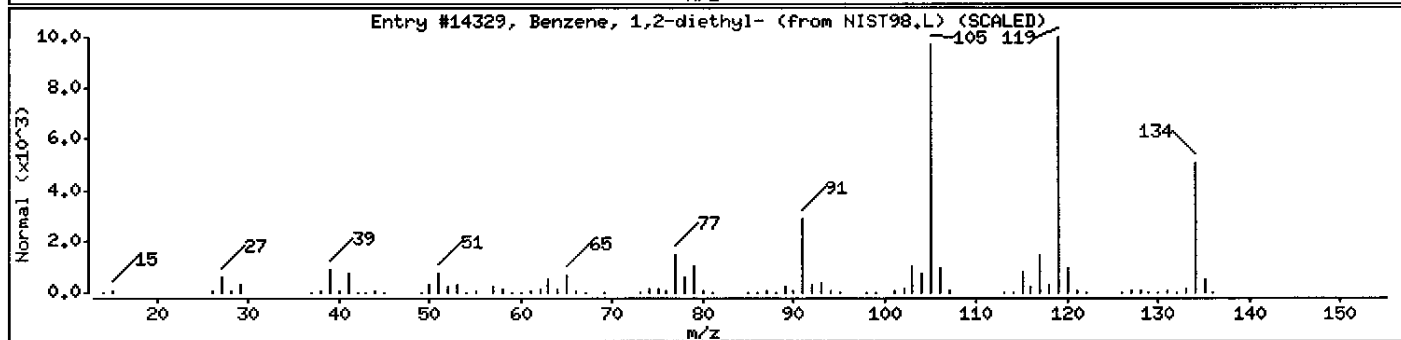
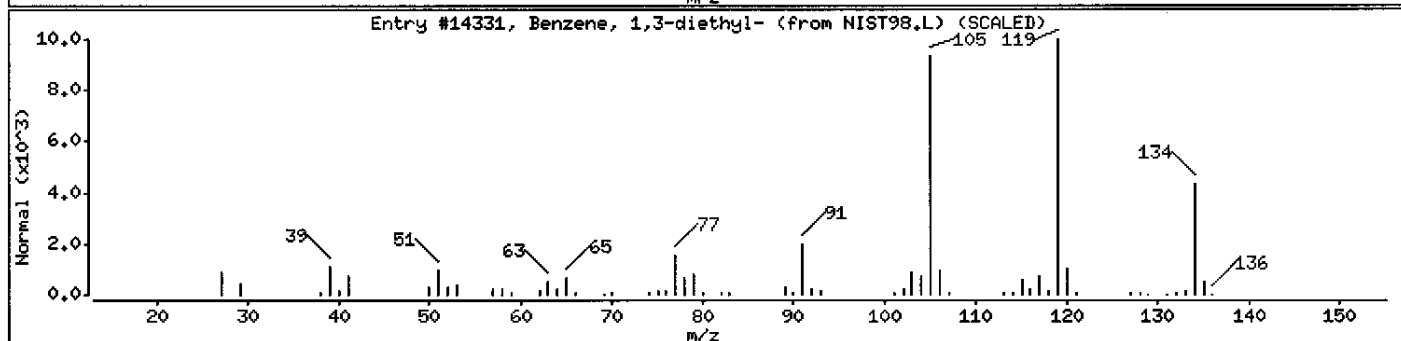
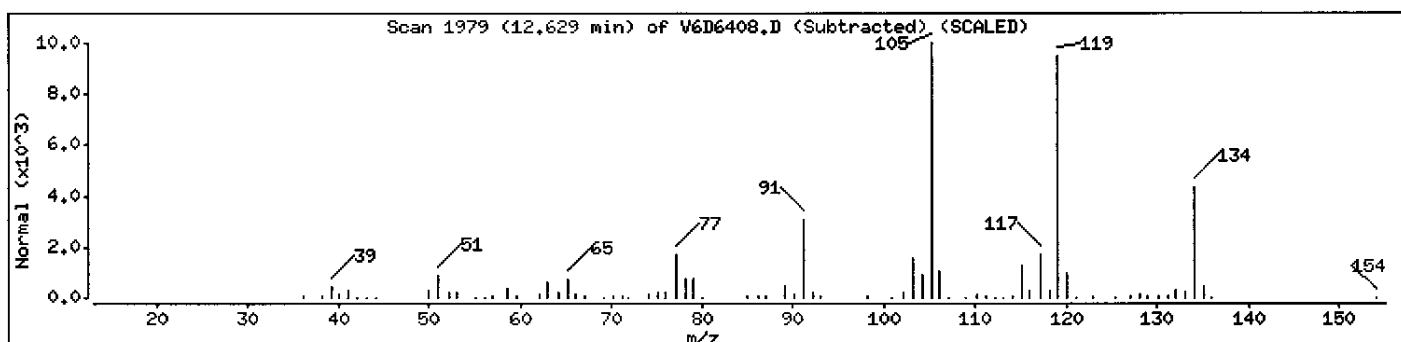
Purge Volume: 5.0

Operator: SB SRC: LIHS

Column phase: DB-624

Column diameter: 0.25

Library Search Compound Match	CAS Number	Library	Entry	Quality	Formula	Weight
Benzene, 1,3-diethyl-	141-93-5	NIST98.L	14331	95	C10H14	134
Benzene, 1,2-diethyl-	135-01-3	NIST98.L	14329	94	C10H14	134
Benzene, 1,4-diethyl-	105-05-5	NIST98.L	14328	94	C10H14	134



Data File: \\AVOGADRO\ORGANICS\organic\voa\V6.i\050602.B\V6D6408.D

Date : 02-JUN-2005 19:00

Client ID: MW-07

Instrument: V6.i

Sample Info: ,D0618-06A,MW-06,18358

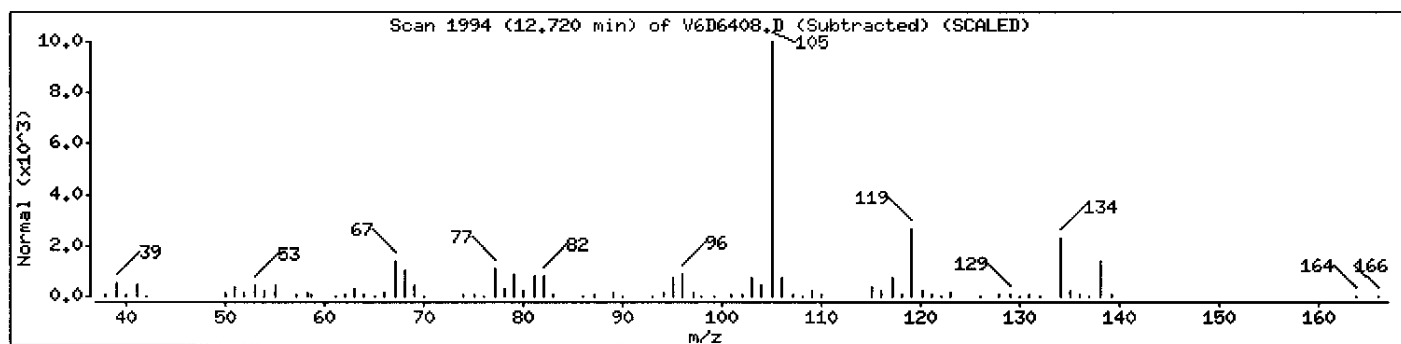
Purge Volume: 5.0

Operator: SB SRC: LIHS

Column phase: DB-624

Column diameter: 0.25

Library Search Compound Match	CAS Number	Library	Entry	Quality	Formula	Weight
Unknown			0	0		0



Data File: \\AVOGADRO\ORGANICS\organic\voa\V6.i\050602.B\V6D6408.D

Date : 02-JUN-2005 19:00

Client ID: MW-07

Instrument: V6.i

Sample Info: ,D0618-06A,MW-06,18358

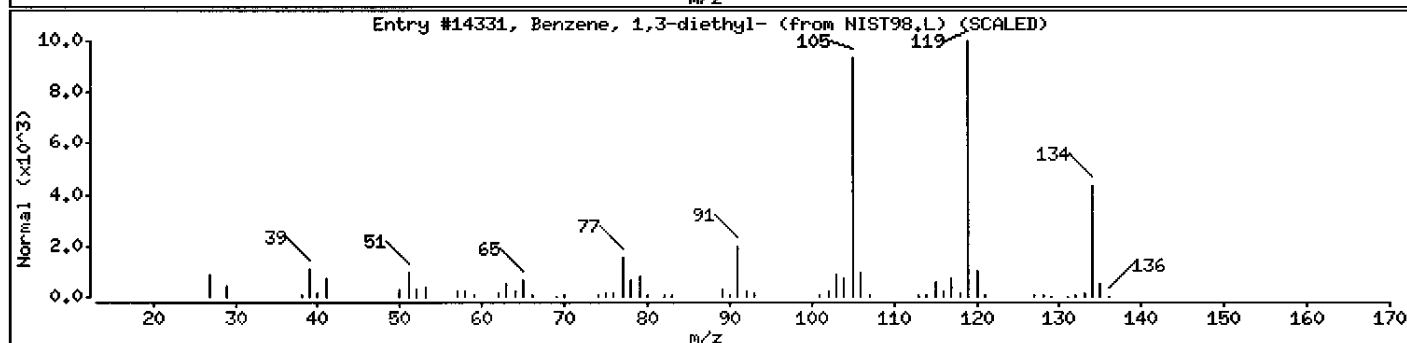
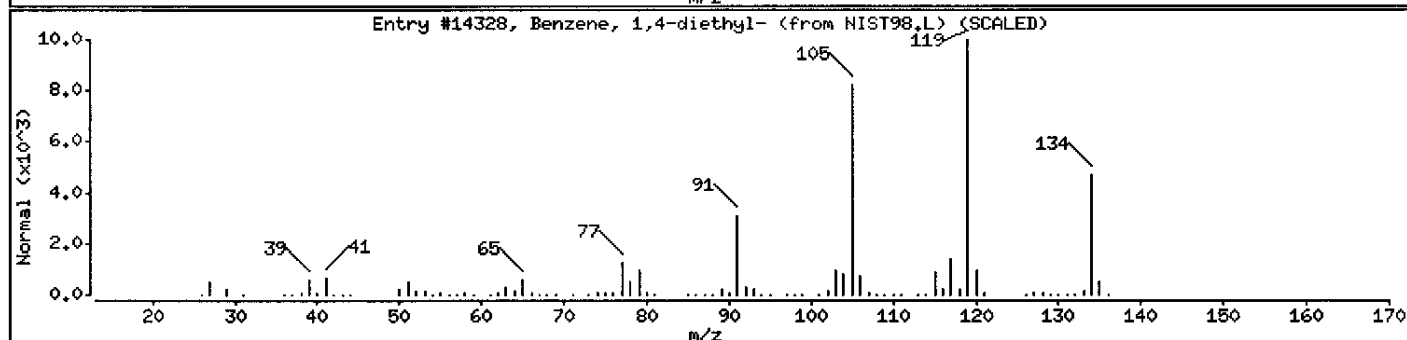
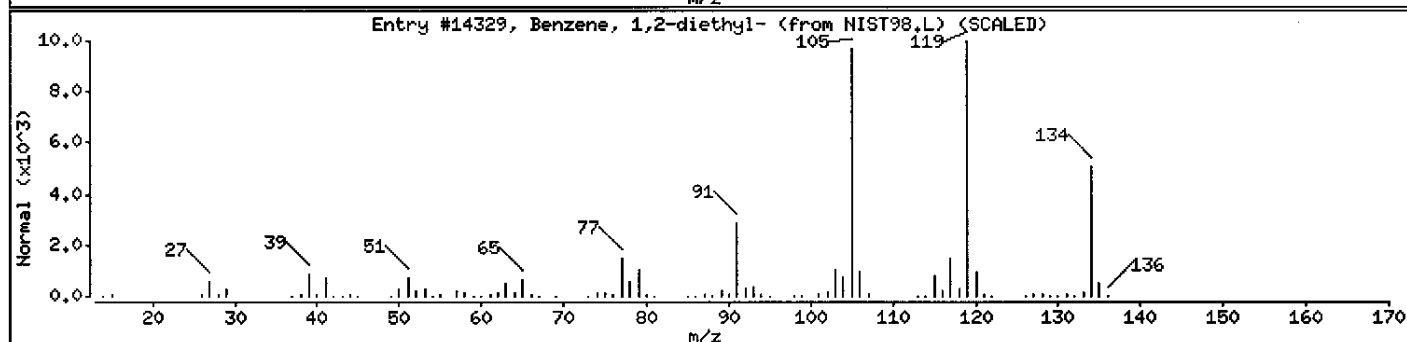
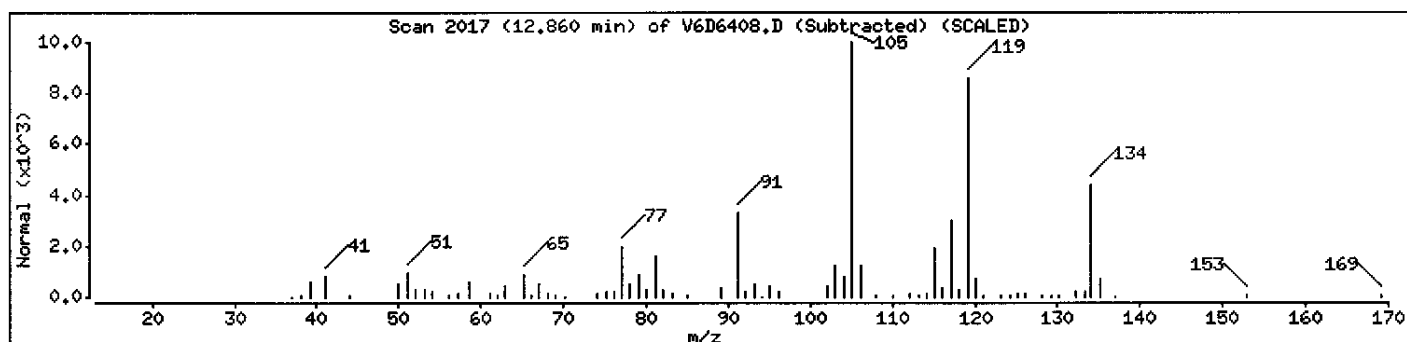
Purge Volume: 5.0

Operator: SB SRC: LIHS

Column phase: DB-624

Column diameter: 0.25

Library Search Compound Match	CAS Number	Library	Entry	Quality	Formula	Weight
Benzene, 1,2-diethyl-	135-01-3	NIST98.L	14329	93	C <sub>10</sub> H <sub>14</sub>	134
Benzene, 1,4-diethyl-	105-05-5	NIST98.L	14328	91	C <sub>10</sub> H <sub>14</sub>	134
Benzene, 1,3-diethyl-	141-93-5	NIST98.L	14331	87	C <sub>10</sub> H <sub>14</sub>	134



Data File: \\AVOGADRO\ORGANICS\organic\voa\V6.i\050602.B\V6D6408.D

Date : 02-JUN-2005 19:00

Client ID: MW-07

Instrument: V6.i

Sample Info: ,D0618-06A,MW-06,18358

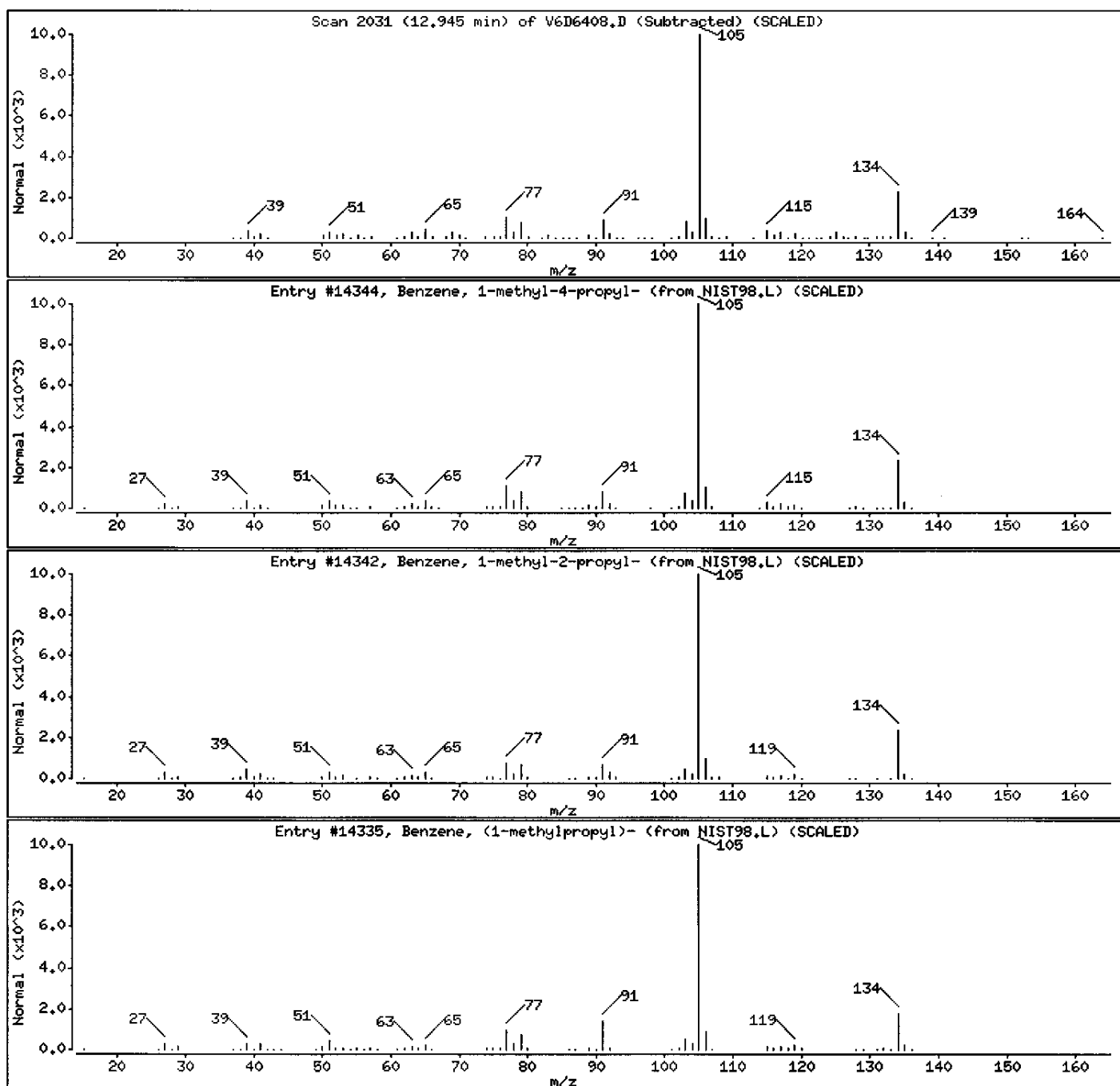
Purge Volume: 5.0

Operator: SB SRC: LIMS

Column phase: DB-624

Column diameter: 0.25

Library Search Compound Match	CAS Number	Library	Entry	Quality	Formula	Weight
Benzene, 1-methyl-4-propyl-	1074-55-1	NIST98.L	14344	94	C10H14	134
Benzene, 1-methyl-2-propyl-	1074-17-5	NIST98.L	14342	91	C10H14	134
Benzene, (1-methylpropyl)-	135-98-8	NIST98.L	14335	91	C10H14	134



Data File: \\AVOCADRO\ORGANICS\organic\voa\V6.i\050602.B\V6D6408.D

Date : 02-JUN-2005 19:00

Client ID: MW-07

Instrument: V6.i

Sample Info: ,D0618-06A,MW-06,18358

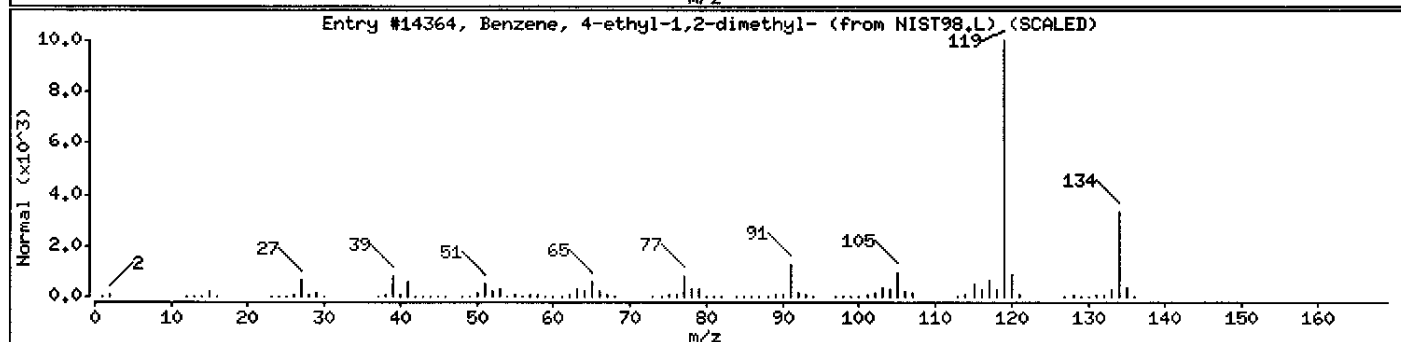
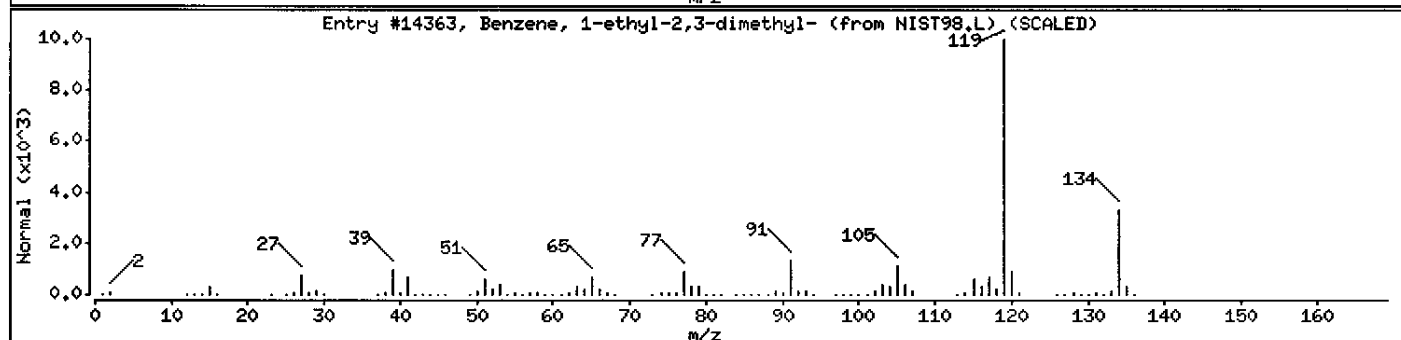
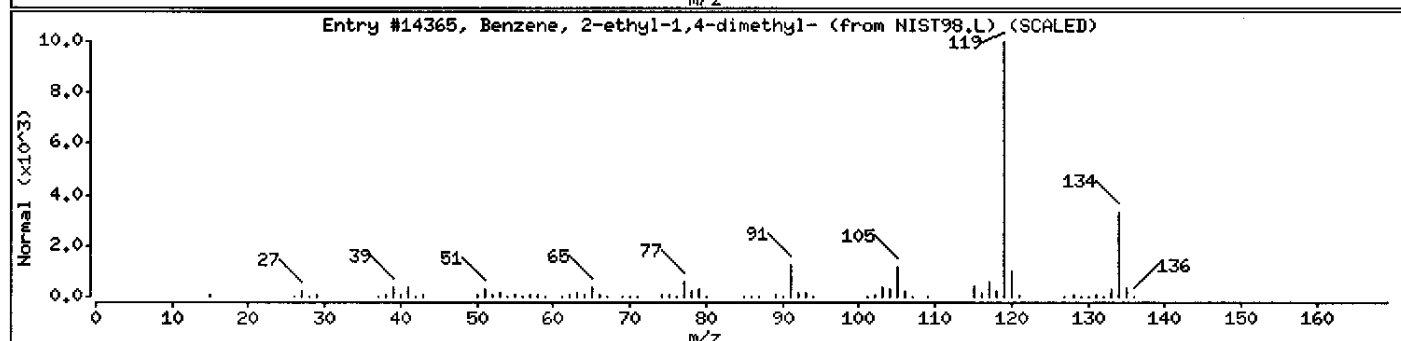
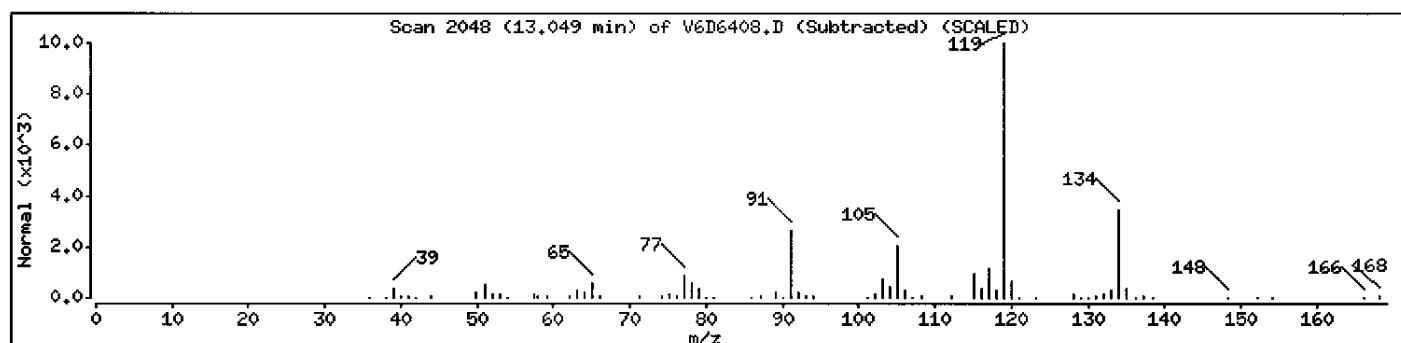
Purge Volume: 5.0

Operator: SB SRC: LIMS

Column phase: DB-624

Column diameter: 0.25

Library Search Compound Match	CAS Number	Library	Entry	Quality	Formula	Weight
Benzene, 2-ethyl-1,4-dimethyl-	1758-88-9	NIST98.L	14365	91	C10H14	134
Benzene, 1-ethyl-2,3-dimethyl-	933-98-2	NIST98.L	14363	91	C10H14	134
Benzene, 4-ethyl-1,2-dimethyl-	934-80-5	NIST98.L	14364	90	C10H14	134



Data File: \\AVOCADRO\ORGANICS\organic\voa\V6.i\050602.B\V6D6408.D

Date : 02-JUN-2005 19:00

Client ID: MW-07

Instrument: V6.i

Sample Info: ,D0618-06A,MW-06,18358

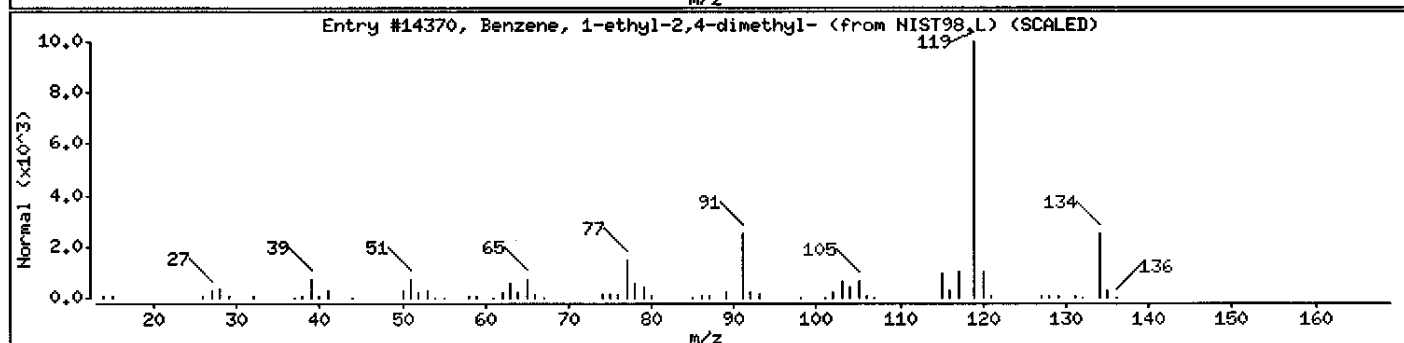
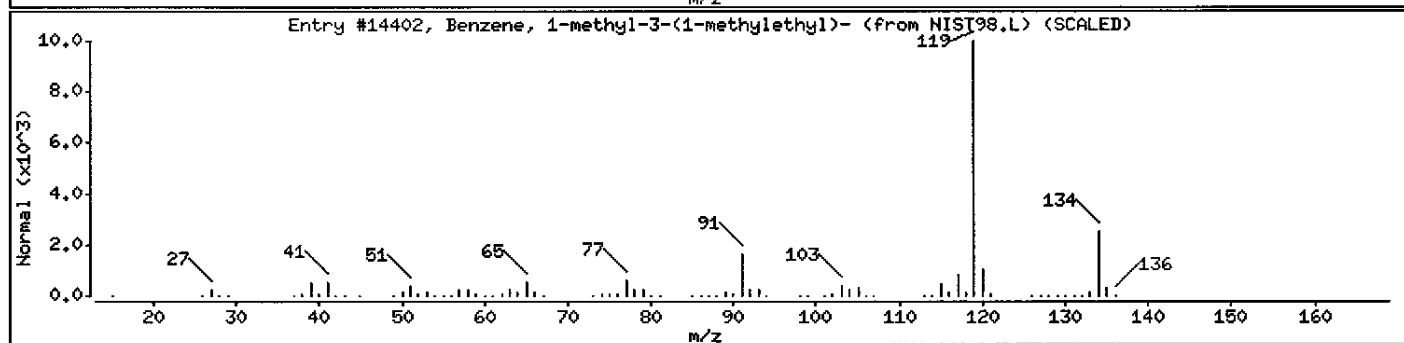
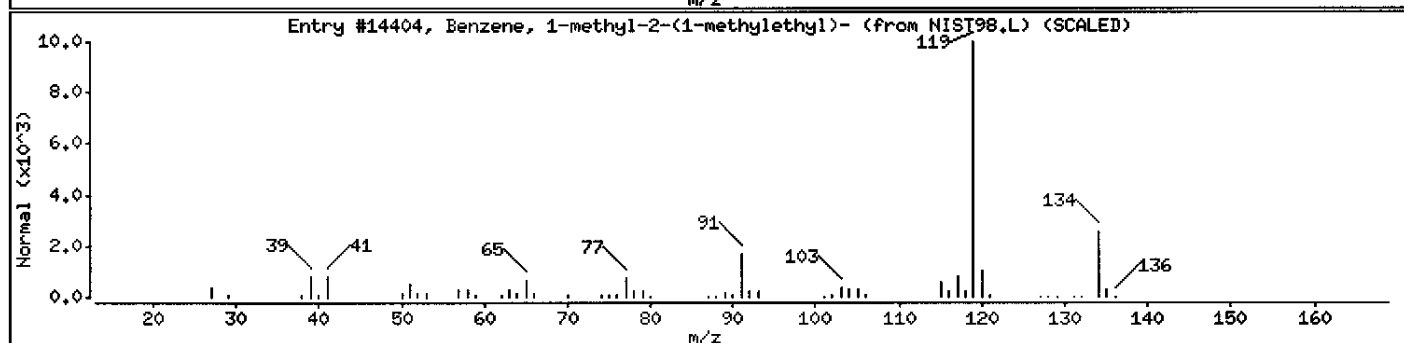
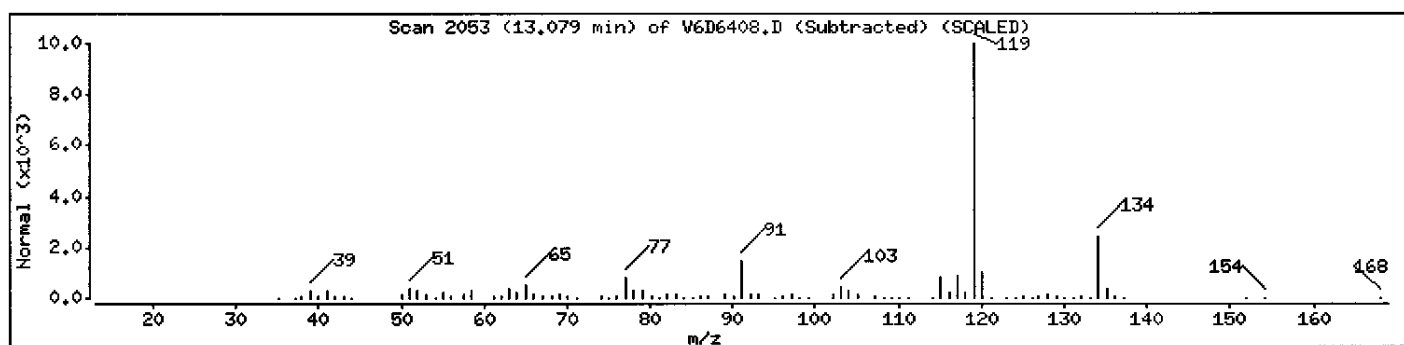
Purge Volume: 5.0

Operator: SB SRC: LIMS

Column phase: DB-624

Column diameter: 0.25

Library Search Compound Match	CAS Number	Library	Entry	Quality	Formula	Weight
Benzene, 1-methyl-2-(1-methylethyl)-	527-84-4	NIST98.L	14404	97	C10H14	134
Benzene, 1-methyl-3-(1-methylethyl)-	535-77-3	NIST98.L	14402	94	C10H14	134
Benzene, 1-ethyl-2,4-dimethyl-	874-41-9	NIST98.L	14370	94	C10H14	134



Data File: \\AVOCADRO\ORGANICS\organic\vov\6.i\050602.B\6D6408.D

Date : 02-JUN-2005 19:00

Client ID: MW-07

Instrument: V6.i

Sample Info: ,D0618-06A,MW-06,18358

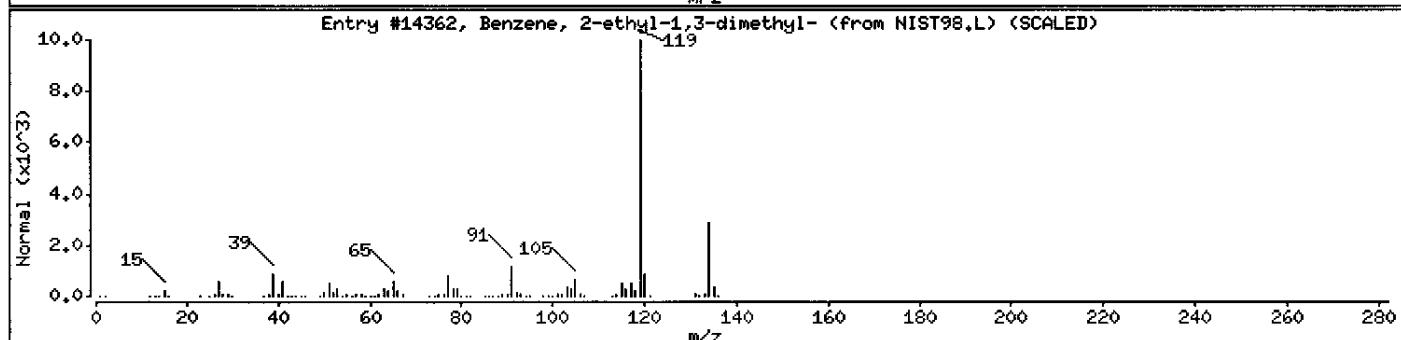
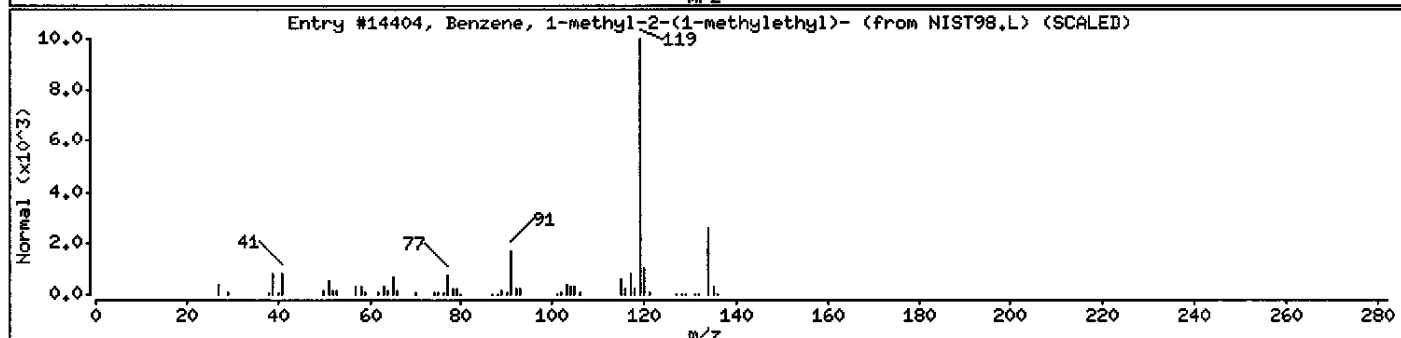
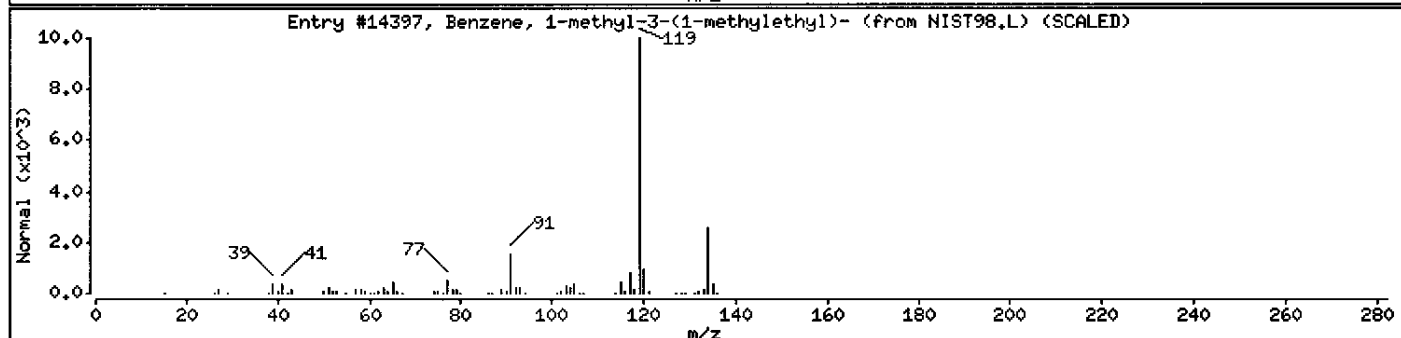
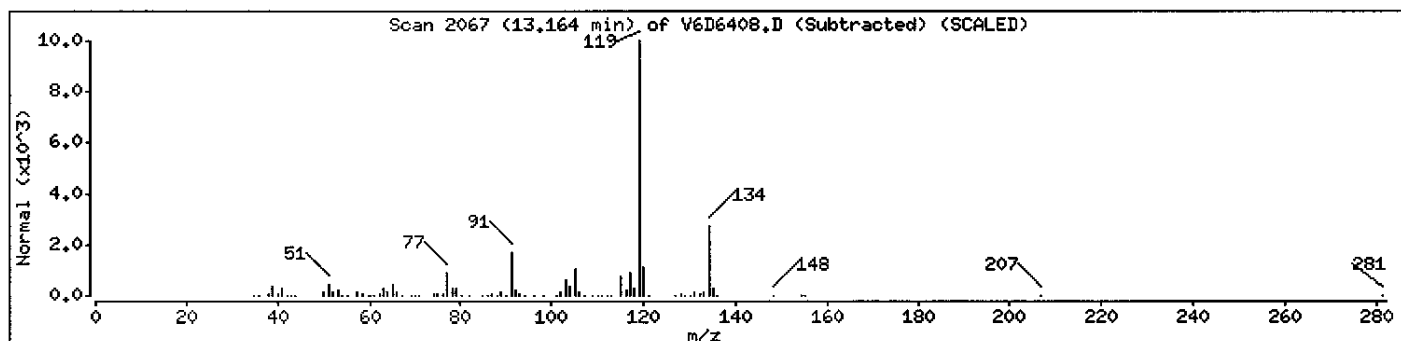
Purge Volume: 5.0

Operator: SB SRC: LIMS

Column phase: DB-624

Column diameter: 0.25

Library Search Compound Match	CAS Number	Library	Entry	Quality	Formula	Weight
Benzene, 1-methyl-3-(1-methylethyl)-	535-77-3	NIST98.L	14397	95	C10H14	134
Benzene, 1-methyl-2-(1-methylethyl)-	527-84-4	NIST98.L	14404	95	C10H14	134
Benzene, 2-ethyl-1,3-dimethyl-	2870-04-4	NIST98.L	14362	94	C10H14	134



Data File: \\AVOGADRO\ORGANICS\organic\voa\W6.i\050602.B\W6D6408.D

Date : 02-JUN-2005 19:00

Client ID: MW-07

Instrument: V6.i

Sample Info: ,D0618-06A,MW-06,18358

Purge Volume: 5.0

Operator: SB SRC: LIMS

Column phase: DB-624

Column diameter: 0.25

Library Search Compound Match

Unknown

3-Phenylbut-1-ene

CAS Number

934-10-1

Library

NIST98.L

Entry

13568

Quality

80

Formula

C10H12

Weight

132

1-Phenyl-1-butene

824-90-8

NIST98.L

13569

78

C10H12

132

Benzene, (2-methyl-1-propenyl)-

768-49-0

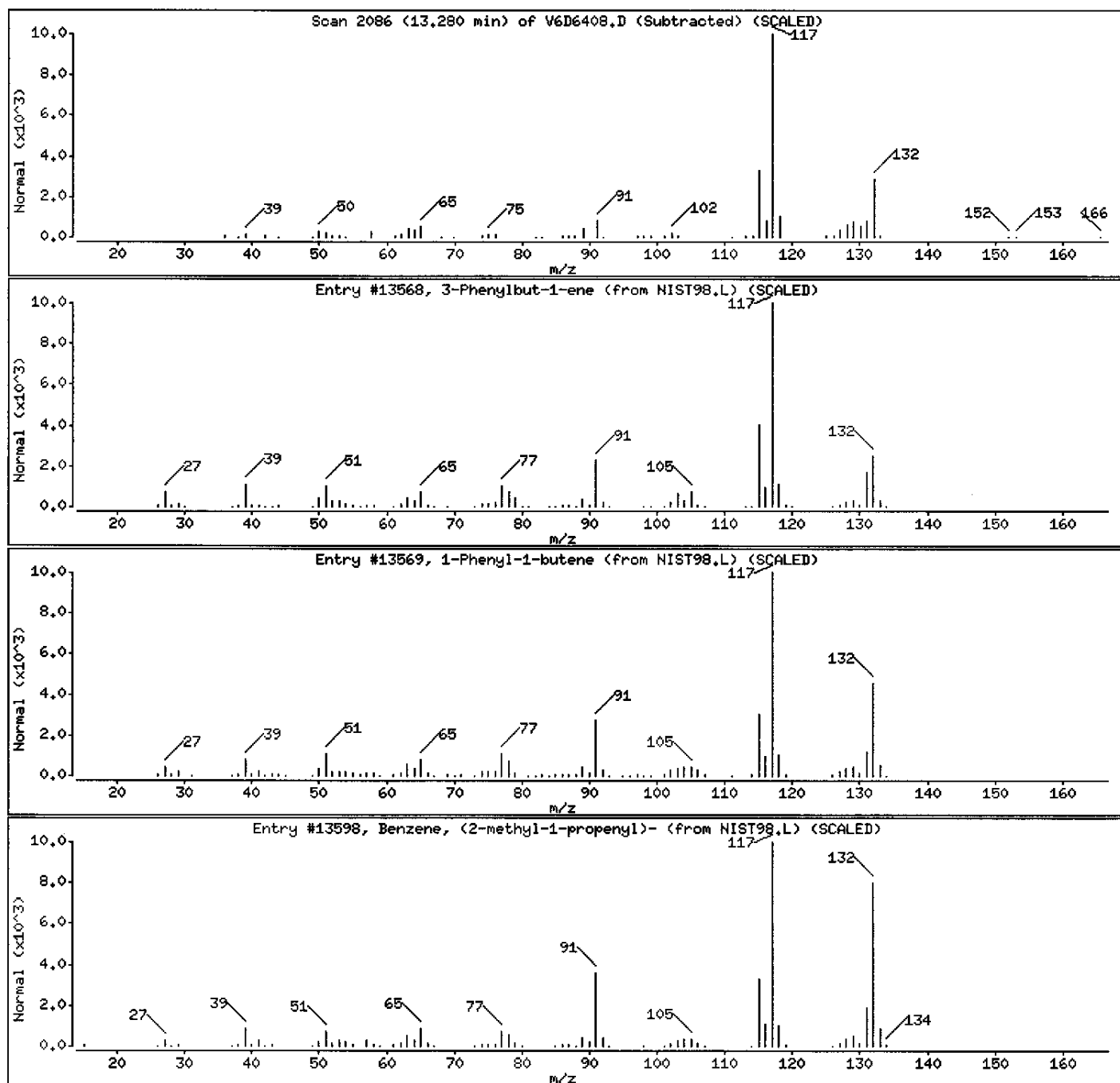
NIST98.L

13598

78

C10H12

132





Data File: \\AVOGADRO\ORGANICS\organic\voa\V6.i\050602.B\V6D6408.D

Date : 02-JUN-2005 19:00

Client ID: MW-07

Instrument: V6.i

Sample Info: ,D0618-06A,MW-06,18358

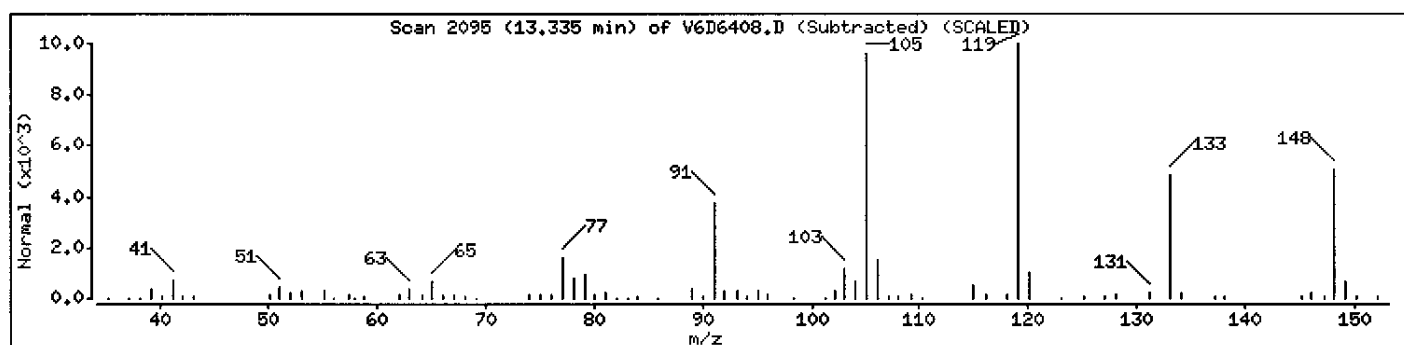
Purge Volume: 5.0

Operator: SB SRC: LIMS

Column phase: DB-624

Column diameter: 0.25

Library Search Compound Match	CAS Number	Library	Entry	Quality	Formula	Weight
Unknown			0	0		0



Data File: \\AVOCADRO\ORGANICS\organic\voa\V6.i\050602.B\V6D6408.D

Date : 02-JUN-2005 19:00

Client ID: MM-07

Instrument: V6.i

Sample Info: ,D0618-06A,MM-06,18358

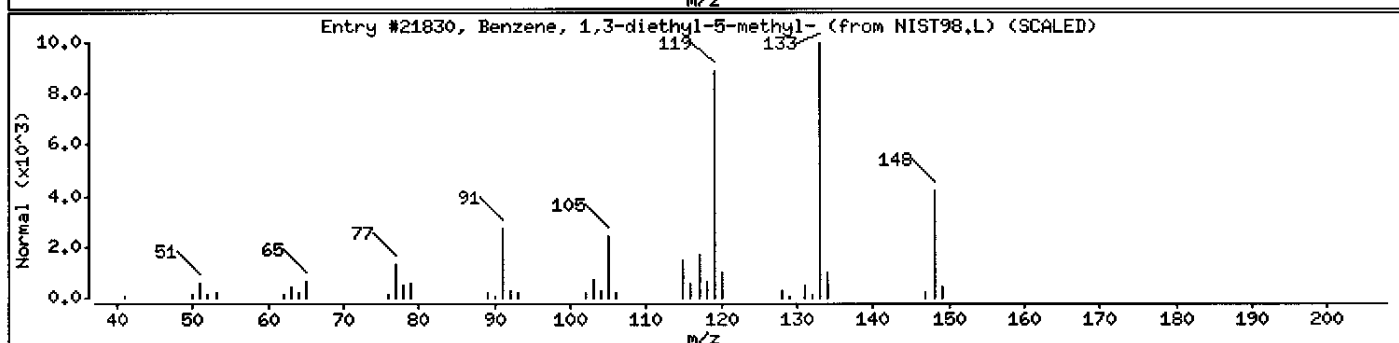
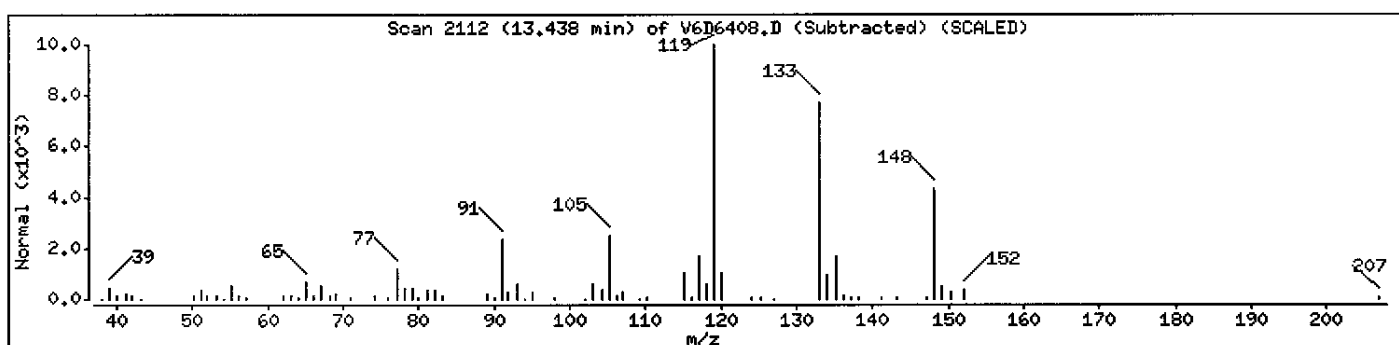
Purge Volume: 5.0

Operator: SB SRC: LIMS

Column phase: DB-624

Column diameter: 0.25

Library Search Compound Match	CAS Number	Library	Entry	Quality	Formula	Weight
Benzene, 1,3-diethyl-5-methyl-	2050-24-0	NIST98.L	21830	94	C <sub>11</sub> H <sub>16</sub>	148



Data File: \\AVOGADRO\ORGANICS\organic\voa\V6.i\050602.B\V6D6408.D

Date : 02-JUN-2005 19:00

Client ID: MW-07

Instrument: V6.i

Sample Info: ,D0618-06A,MW-06,18358

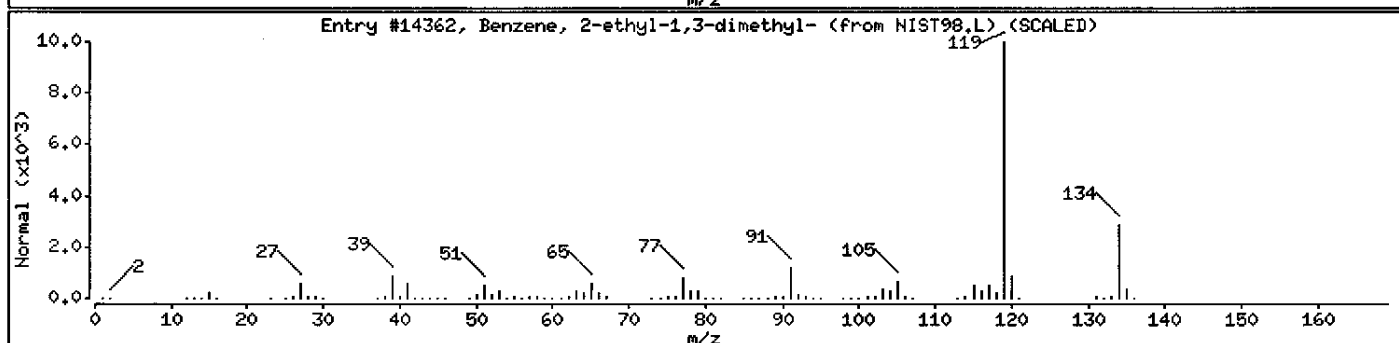
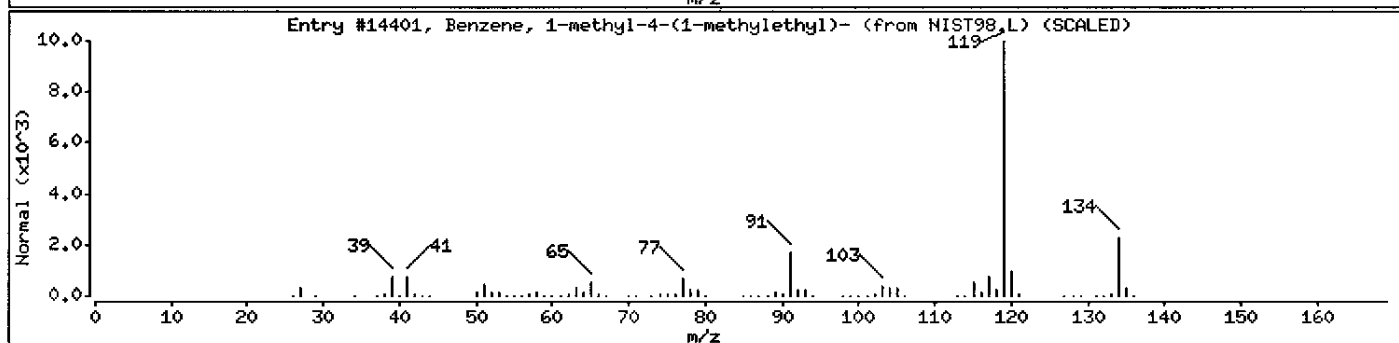
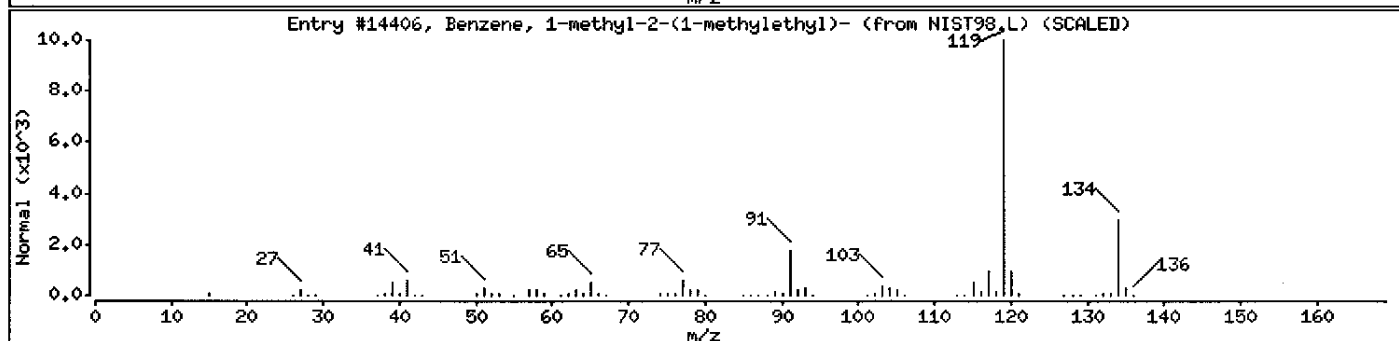
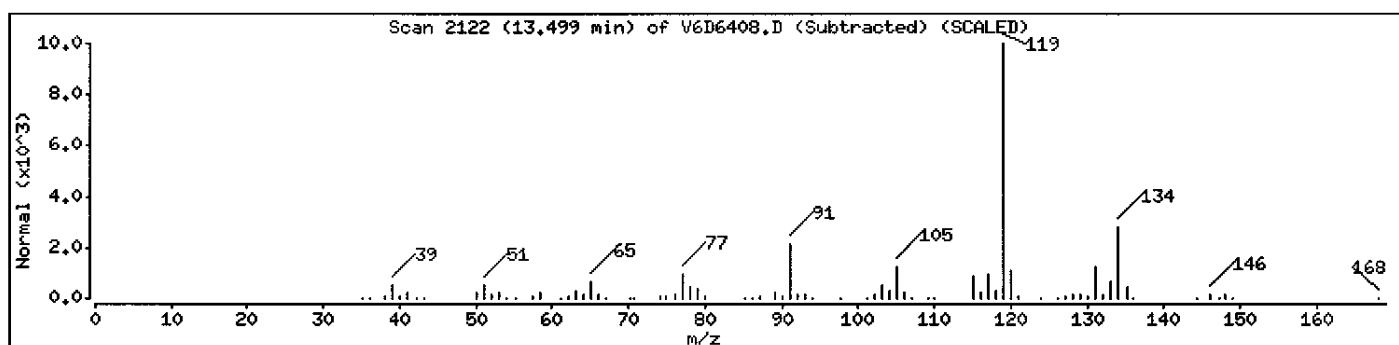
Purge Volume: 5.0

Operator: SB SRC: LIMS

Column phase: DB-624

Column diameter: 0.25

Library Search Compound Match	CAS Number	Library	Entry	Quality	Formula	Weight
Benzene, 1-methyl-2-(1-methylethyl)-	527-84-4	NIST98.L	14406	94	C10H14	134
Benzene, 1-methyl-4-(1-methylethyl)-	99-87-6	NIST98.L	14401	94	C10H14	134
Benzene, 2-ethyl-1,3-dimethyl-	2870-04-4	NIST98.L	14362	93	C10H14	134



Data File: \\NAVOGADRO\ORGANICS\organic\voa\V6.i\050602.B\V6D6408.D

Date : 02-JUN-2005 19:00

Client ID: MW-07

Instrument: V6.i

Sample Info: ,D0618-06A,MW-06,18358

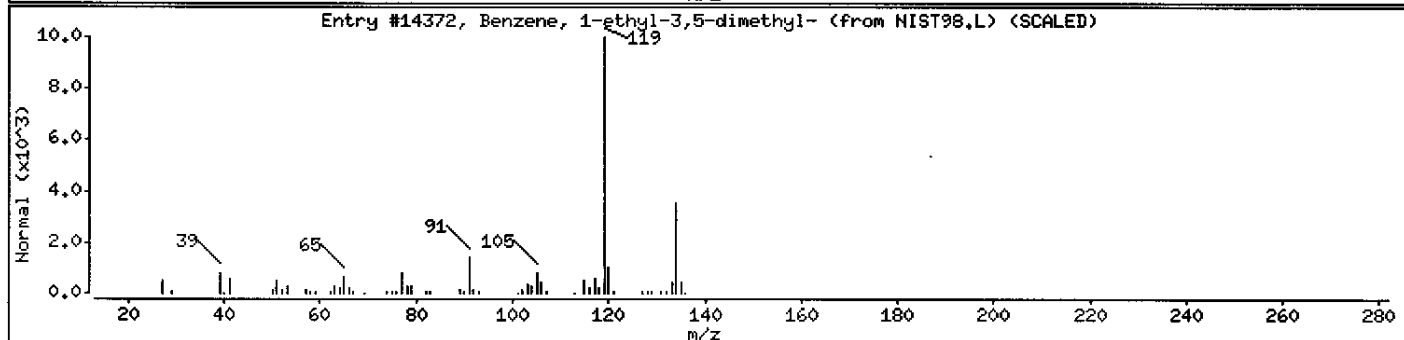
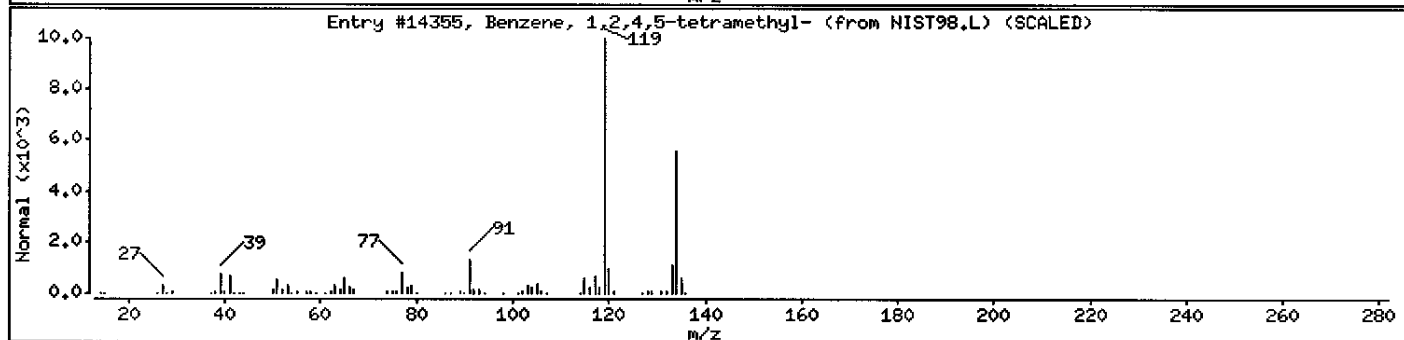
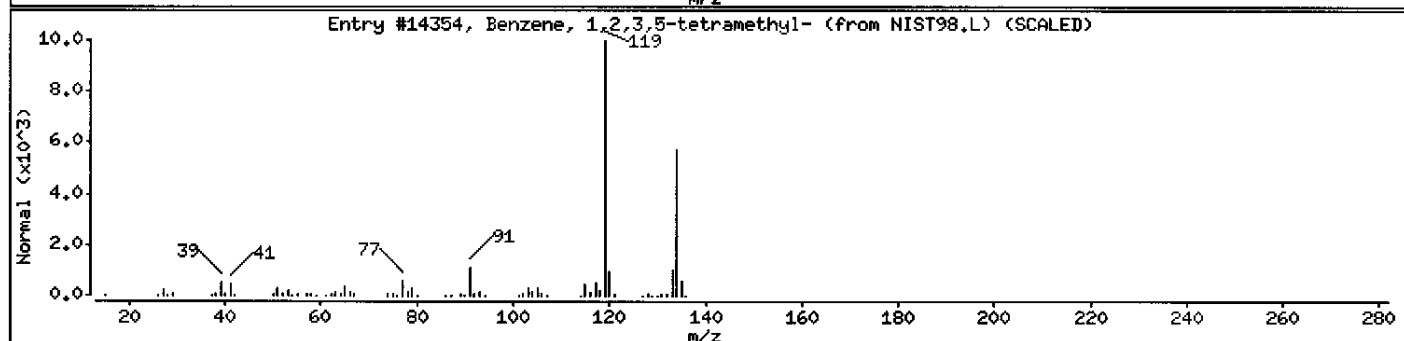
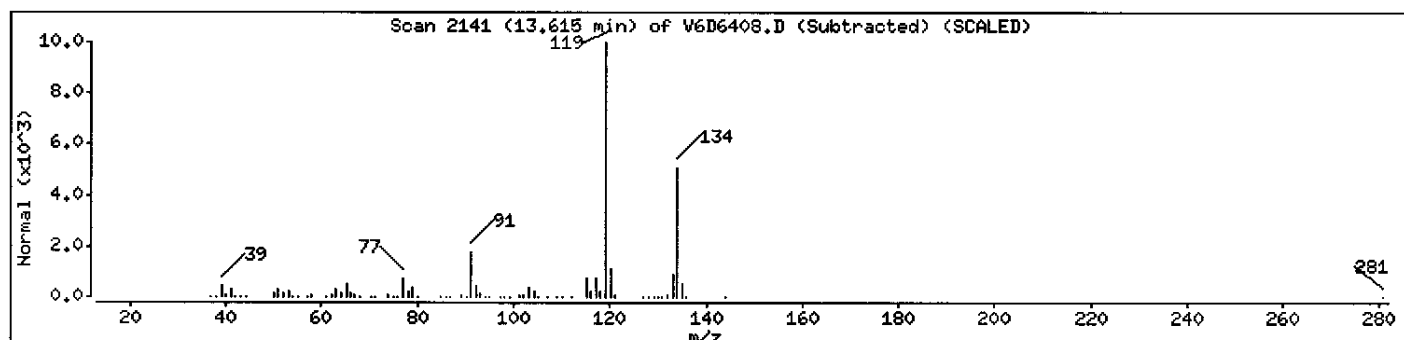
Purge Volume: 5.0

Operator: SB SRC: LIHS

Column phase: DB-624

Column diameter: 0.25

Library Search Compound Match	CAS Number	Library	Entry	Quality	Formula	Weight
Benzene, 1,2,3,5-tetramethyl-	527-53-7	NIST98.L	14354	94	C <sub>10</sub> H <sub>14</sub>	134
Benzene, 1,2,4,5-tetramethyl-	95-93-2	NIST98.L	14355	94	C <sub>10</sub> H <sub>14</sub>	134
Benzene, 1-ethyl-3,5-dimethyl-	934-74-7	NIST98.L	14372	94	C <sub>10</sub> H <sub>14</sub>	134



Data File: \\AVOCADRO\ORGANICS\organic\voa\W6.i\050602.B\W6D6408.D

Date : 02-JUN-2005 19:00

Client ID: MW-07

Instrument: V6.i

Sample Info: ,D0618-06A,MW-06,18358

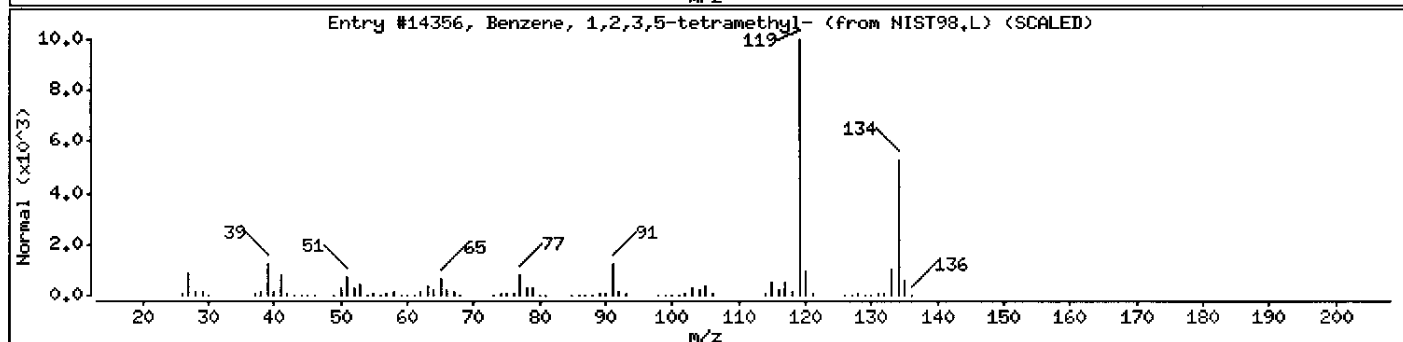
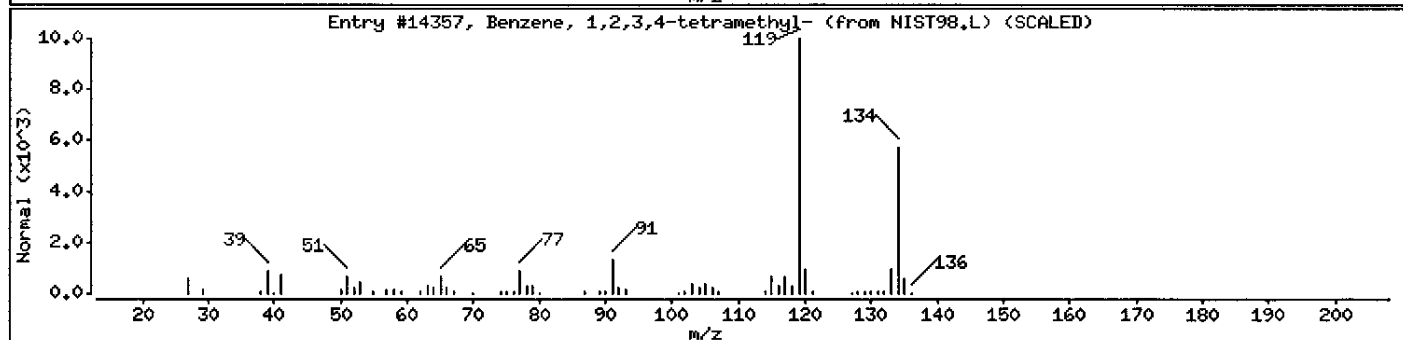
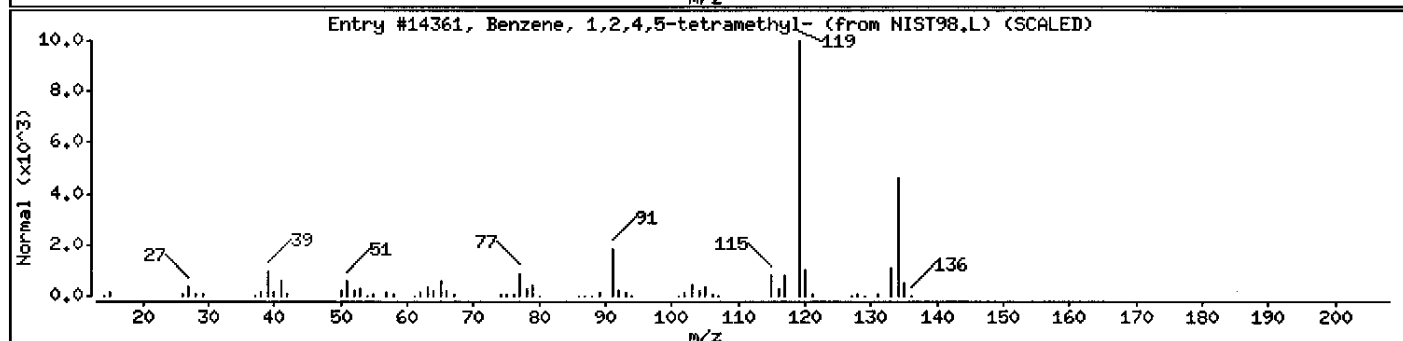
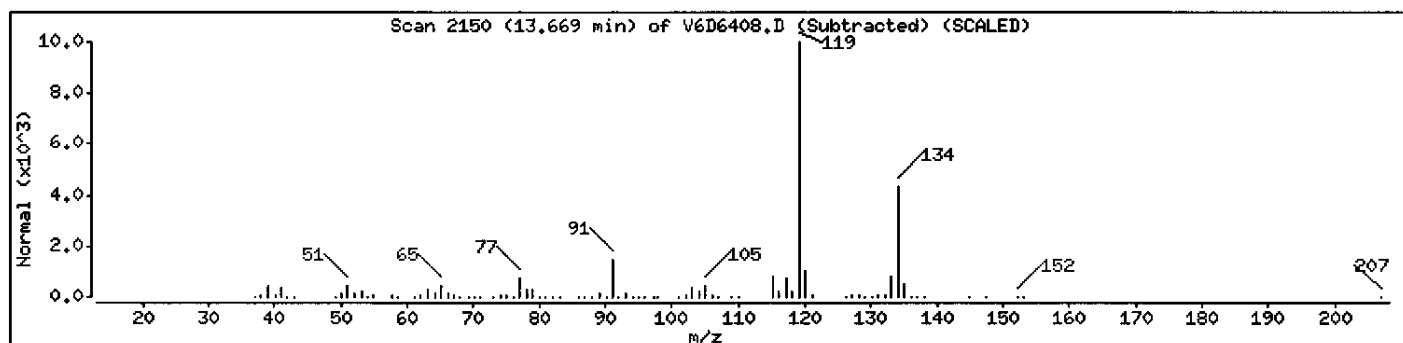
Purge Volume: 5.0

Operator: SB SRC: LIMS

Column phase: DB-624

Column diameter: 0.25

Library Search Compound Match	CAS Number	Library	Entry	Quality	Formula	Weight
Benzene, 1,2,4,5-tetramethyl-	95-93-2	NIST98.L	14361	97	C10H14	134
Benzene, 1,2,3,4-tetramethyl-	488-23-3	NIST98.L	14357	95	C10H14	134
Benzene, 1,2,3,5-tetramethyl-	527-53-7	NIST98.L	14356	95	C10H14	134



Data File: \\AVOCADRO\ORGANICS\organic\voa\V6.i\050602.B\V6D6408.D

Date : 02-JUN-2005 19:00

Client ID: MW-07

Instrument: V6.i

Sample Info: ,D0618-06A,MW-06,18358

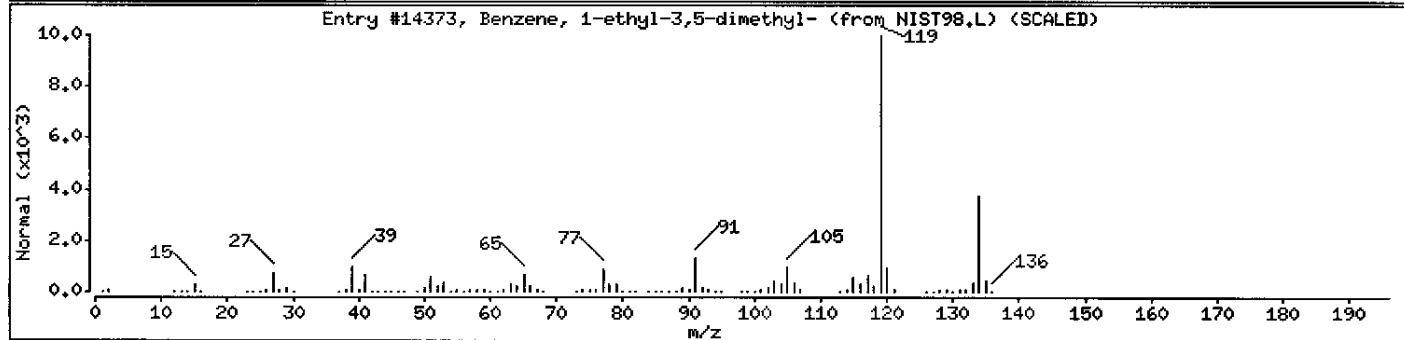
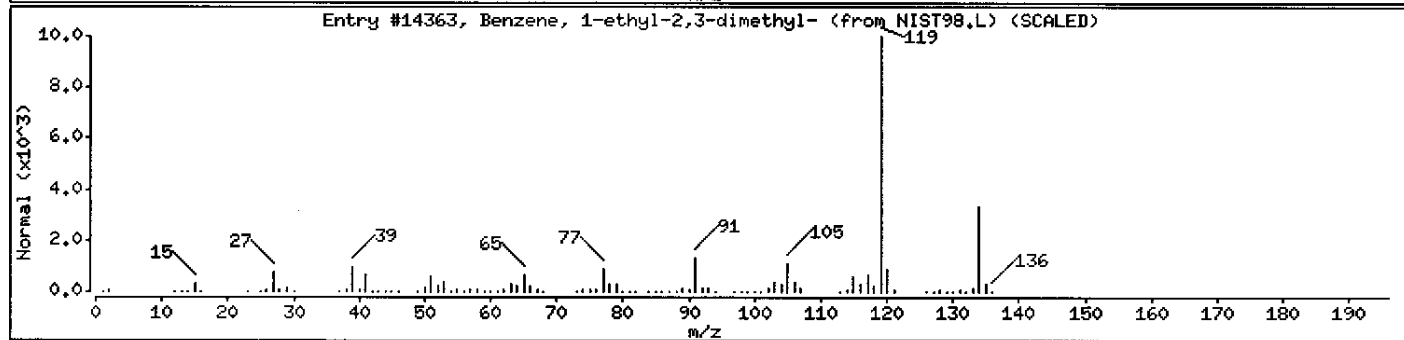
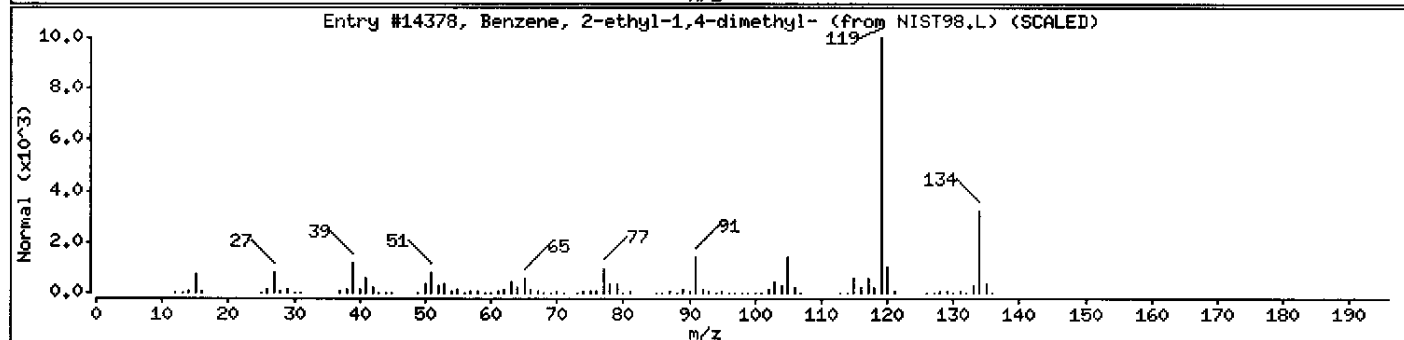
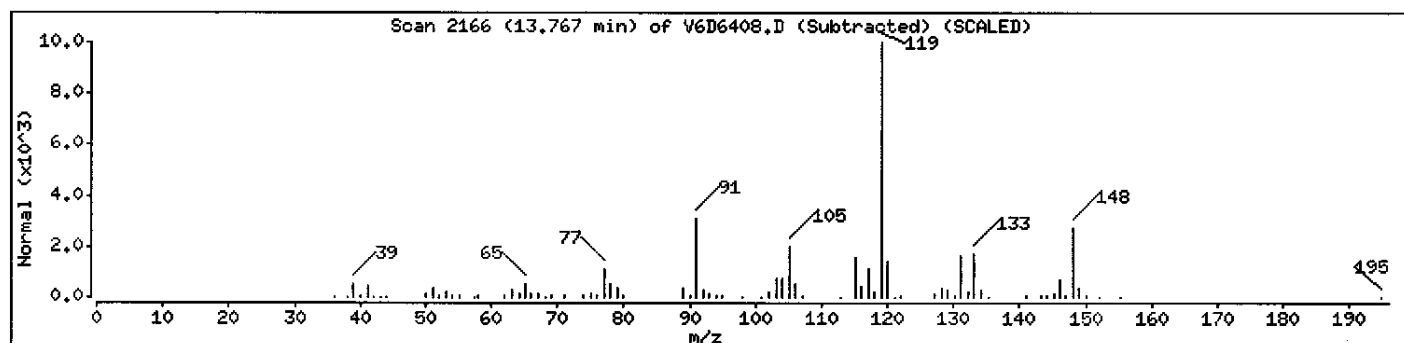
Purge Volume: 5.0

Operator: SB SRC: LIMS

Column phase: DB-624

Column diameter: 0.25

Library Search Compound Match	CAS Number	Library	Entry	Quality	Formula	Weight
Unknown						
Benzene, 2-ethyl-1,4-dimethyl-	1758-88-9	NIST98.L	14378	64	C10H14	134
Benzene, 1-ethyl-2,3-dimethyl-	933-98-2	NIST98.L	14363	64	C10H14	134
Benzene, 1-ethyl-3,5-dimethyl-	934-74-7	NIST98.L	14373	60	C10H14	134



Data File: \\AVOCADRO\ORGANICS\organic\voa\W6.i\050602.B\W6D6408.D

Date : 02-JUN-2005 19:00

Client ID: MW-07

Instrument: V6.i

Sample Info: ,D0618-06A,MW-06,18358

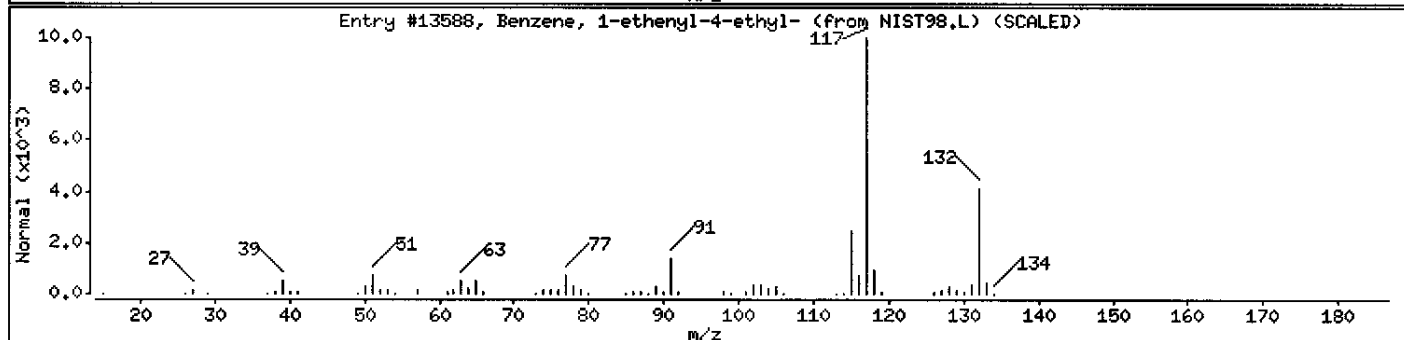
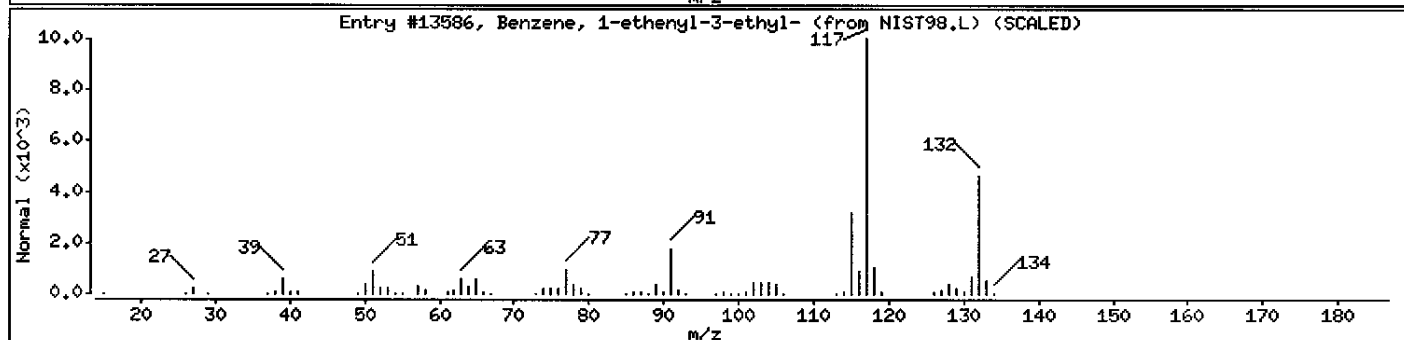
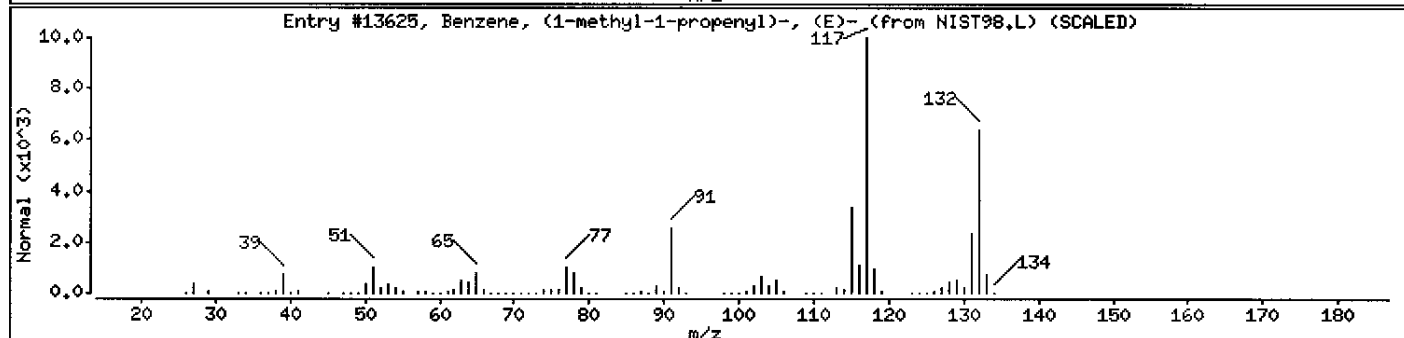
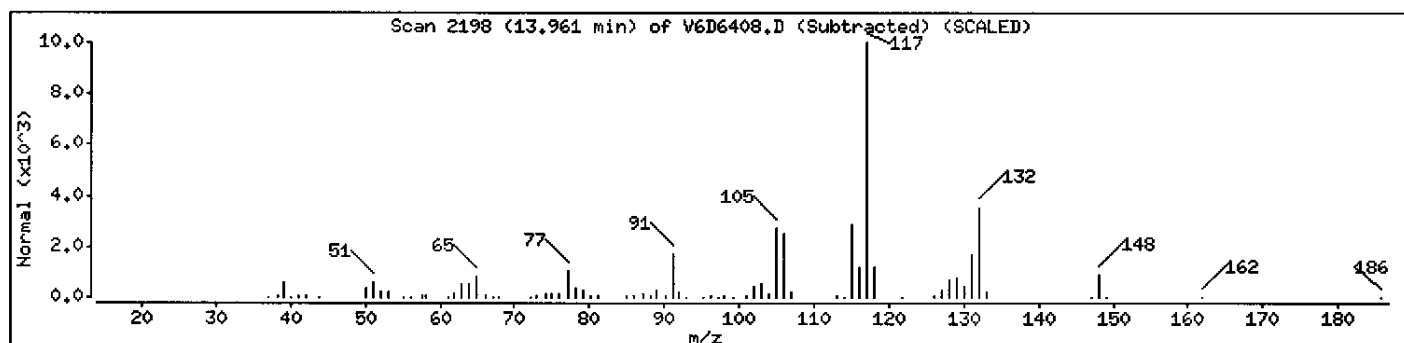
Purge Volume: 5.0

Operator: SB SRC: LIMS

Column phase: DB-624

Column diameter: 0.25

Library Search Compound Match	CAS Number	Library	Entry	Quality	Formula	Weight
Benzene, (1-methyl-1-propenyl)-, (E)-	768-00-3	NIST98.L	13625	76	C10H12	132
Benzene, 1-ethenyl-3-ethyl-	7525-62-4	NIST98.L	13586	70	C10H12	132
Benzene, 1-ethenyl-4-ethyl-	3454-07-7	NIST98.L	13588	70	C10H12	132



Data File: \\AVOGADRO\ORGANICS\organic\voa\V6.i\050602.B\V6D6408.D

Date : 02-JUN-2005 19:00

Client ID: MW-07

Instrument: V6.i

Sample Info: ,D0618-06A,MW-06,18358

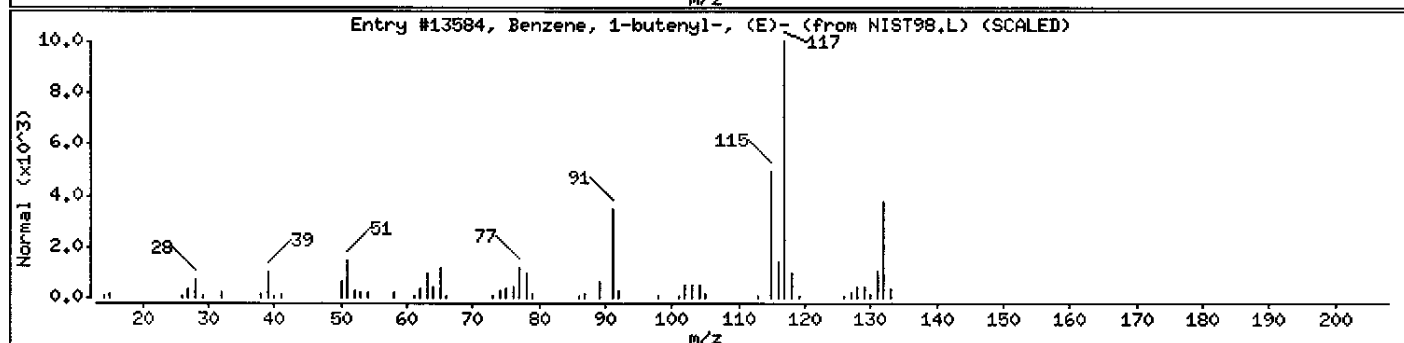
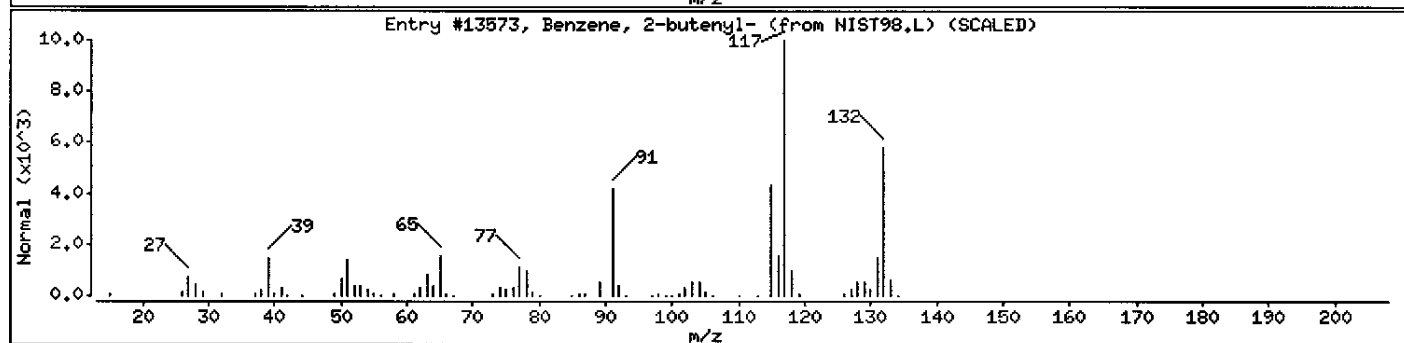
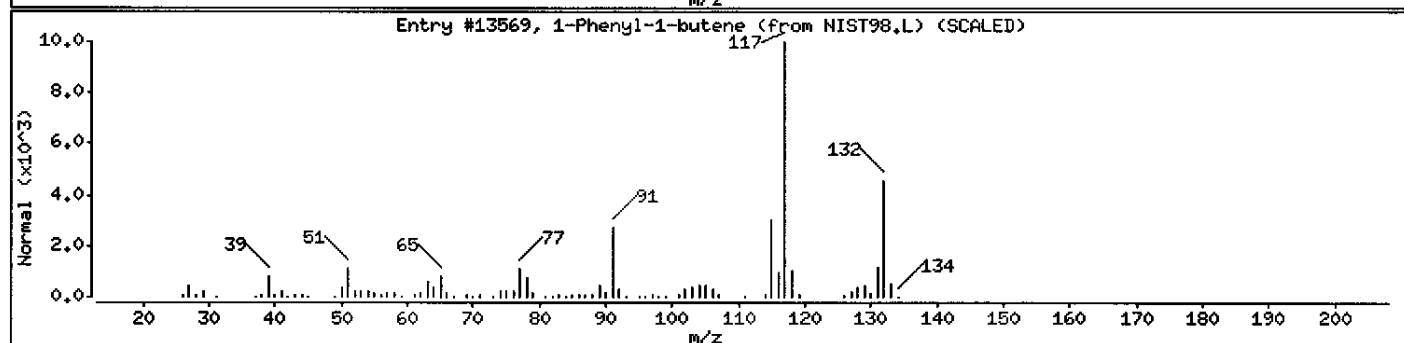
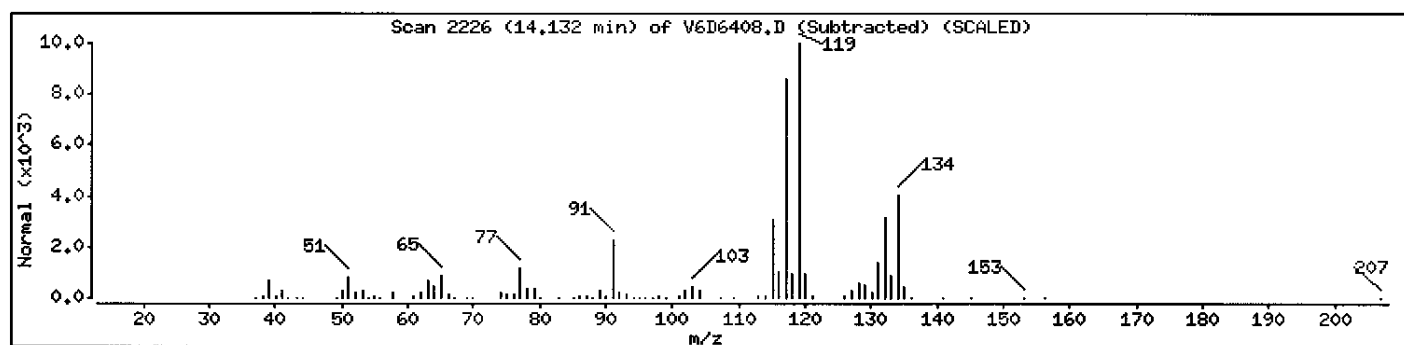
Purge Volume: 5.0

Operator: SB SRC: LIMS

Column phase: DB-624

Column diameter: 0.25

Library Search Compound Match	CAS Number	Library	Entry	Quality	Formula	Weight
1-Phenyl-1-butene	824-90-8	NIST98.L	13569	95	C10H12	132
Benzene, 2-butenyl-	1560-06-1	NIST98.L	13573	64	C10H12	132
Benzene, 1-butenyl-, (E)-	1005-64-7	NIST98.L	13584	64	C10H12	132





Data File: \\NAVOGADRO\ORGANICS\organic\voa\V6.i\050602.B\V6D6408.D

Date : 02-JUN-2005 19:00

Client ID: MW-07

Instrument: V6.i

Sample Info: ,D0618-06A,MW-06,18358

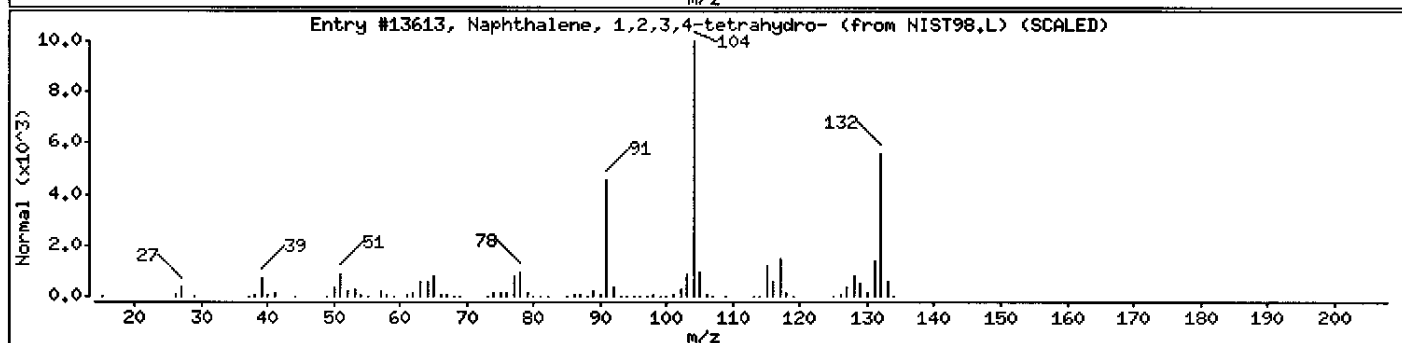
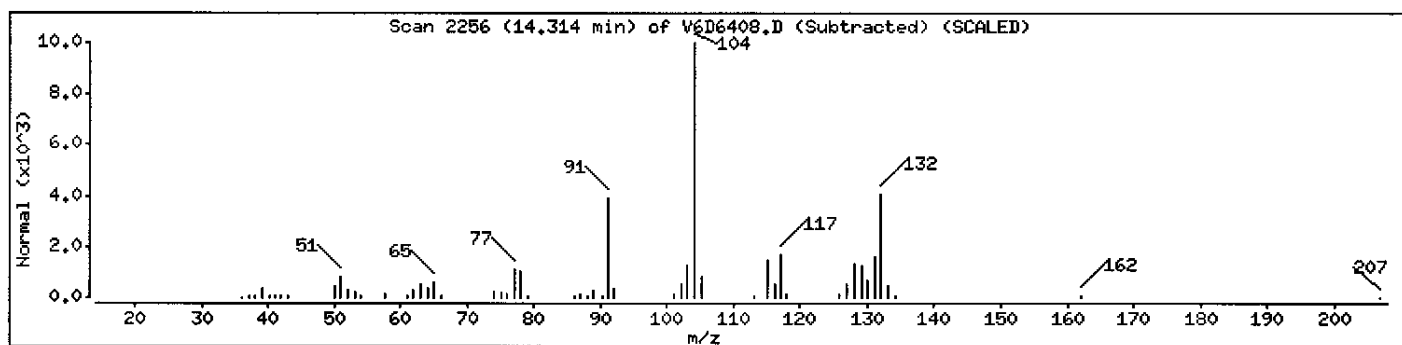
Purge Volume: 5.0

Operator: SB SRC: LIMS

Column phase: DB-624

Column diameter: 0.25

Library Search Compound Match	CAS Number	Library	Entry	Quality	Formula	Weight
Naphthalene, 1,2,3,4-tetrahydro-	119-64-2	NIST98.L	13613	93	C10H12	132



Data File: \\AVOCADRO\ORGANICS\organic\voa\V6.i\050602.B\V6D6408.D

Date : 02-JUN-2005 19:00

Client ID: MW-07

Instrument: V6.i

Sample Info: ,D0618-06A,MW-06,18358

Purge Volume: 5.0

Operator: SB SRC: LIMS

Column phase: DB-624

Column diameter: 0.25

Library Search Compound Match

Unknown

Benzene, pentamethyl-

4-tert-Butyltoluene

CAS Number

Library

Entry

Quality

Formula

Weight

700-12-9

NIST98.L

21796

64

C11H16

148

98-51-1

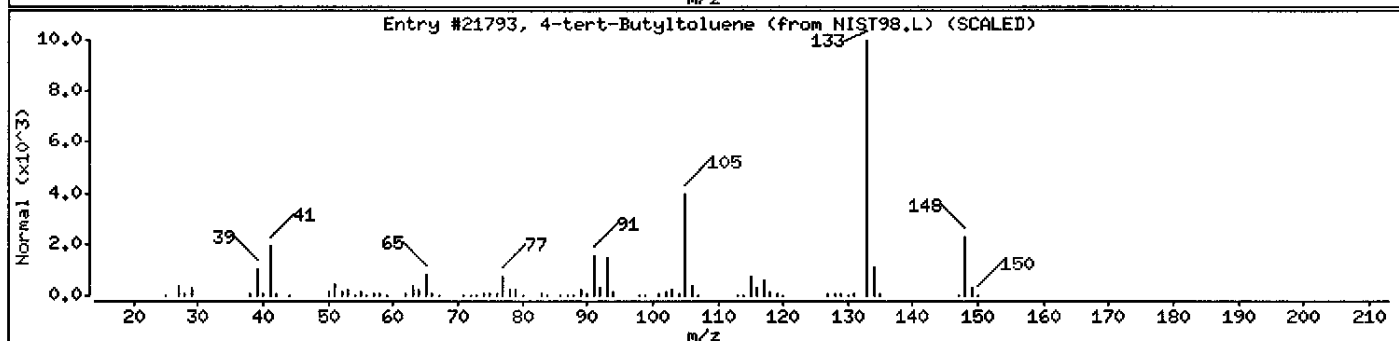
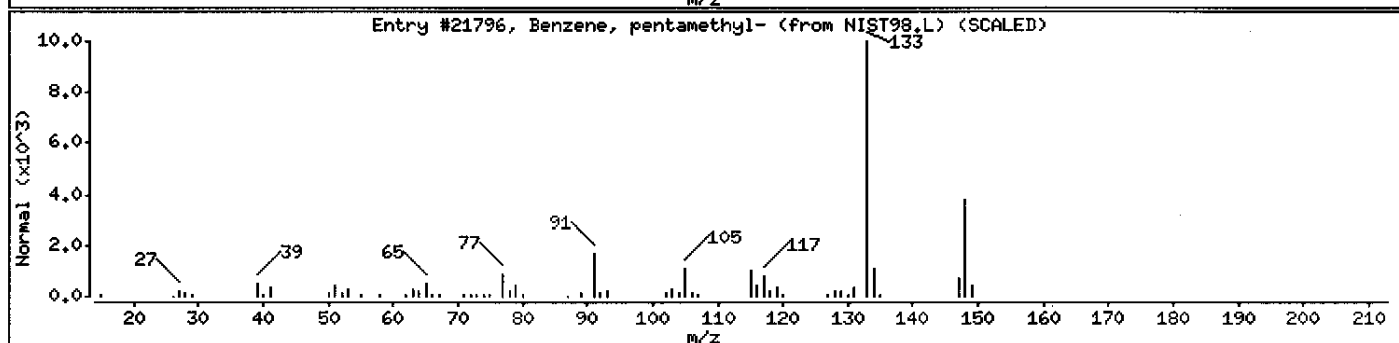
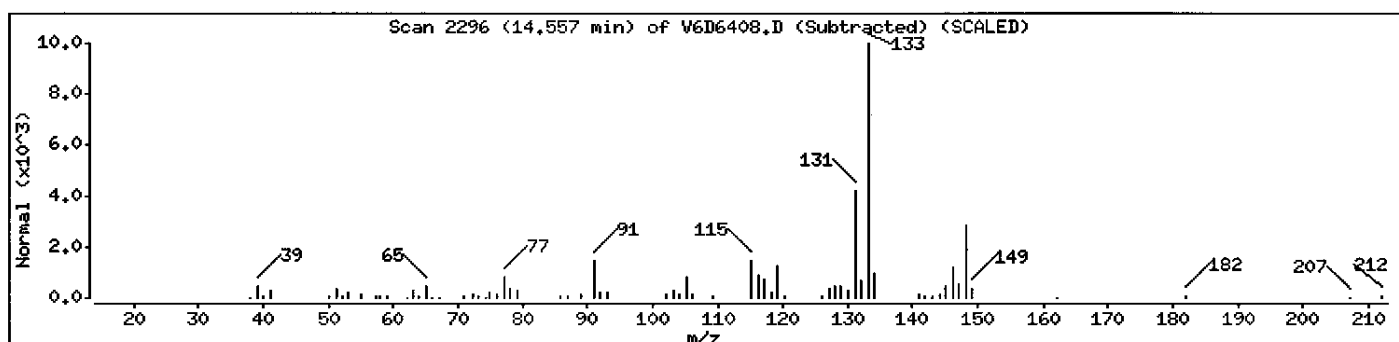
NIST98.L

21793

60

C11H16

148



1A  
VOLATILE ORGANICS ANALYSIS DATA SHEET

EPA SAMPLE NO.

MW-07DL

Lab Name: MITKEM CORPORATION Contract: \_\_\_\_\_

Lab Code: MITKEM Case No.: \_\_\_\_\_ SAS No.: \_\_\_\_\_ SDG No.: MD0618

Matrix: (soil/water) WATER Lab Sample ID: D0618-06ADL

Sample wt/vol: 5.000 (g/mL) ML Lab File ID: V6D6432

Level: (low/med) LOW Date Received: 05/27/05

% Moisture: not dec. \_\_\_\_\_ Date Analyzed: 06/03/05

GC Column: DB-624 ID: 0.25 (mm) Dilution Factor: 50.0

Soil Extract Volume: \_\_\_\_\_ (uL) Soil Aliquot Volume: \_\_\_\_\_ (uL)

CONCENTRATION UNITS:  
(ug/L or ug/Kg) UG/L Q

CAS NO.	COMPOUND		
75-71-8	Dichlorodifluoromethane	500	U
74-87-3	Chloromethane	500	U
75-01-4	Vinyl Chloride	1000	D
74-83-9	Bromomethane	500	U
75-00-3	Chloroethane	500	U
75-69-4	Trichlorofluoromethane	500	U
75-35-4	1,1-Dichloroethene	500	U
76-13-1	1,1,2-Trichloro-1,2,2-trifluoroethane	500	U
67-64-1	Acetone	500	U
75-15-0	Carbon Disulfide	500	U
79-20-9	Methyl Acetate	500	U
75-09-2	Methylene Chloride	500	U
156-60-5	trans-1,2-Dichloroethene	500	U
1634-04-4	Methyl tert-Butyl Ether	500	U
75-34-3	1,1-Dichloroethane	500	U
156-59-2	cis-1,2-Dichloroethene	7100	D
78-93-3	2-Butanone	500	U
67-66-3	Chloroform	500	U
71-55-6	1,1,1-Trichloroethane	500	U
110-82-7	Cyclohexane	500	U
56-23-5	Carbon Tetrachloride	500	U
71-43-2	Benzene	500	U
107-06-2	1,2-Dichloroethane	500	U

1B  
VOLATILE ORGANICS ANALYSIS DATA SHEET

EPA SAMPLE NO.

MW-07DL

Lab Name: MITKEM CORPORATION Contract: \_\_\_\_\_

Lab Code: MITKEM Case No.: \_\_\_\_\_ SAS No.: \_\_\_\_\_ SDG No.: MD0618

Matrix: (soil/water) WATER Lab Sample ID: D0618-06ADL

Sample wt/vol: 5.000 (g/mL) ML Lab File ID: V6D6432

Level: (low/med) LOW Date Received: 05/27/05

% Moisture: not dec. \_\_\_\_\_ Date Analyzed: 06/03/05

GC Column: DB-624 ID: 0.25 (mm) Dilution Factor: 50.0

Soil Extract Volume: \_\_\_\_\_ (uL) Soil Aliquot Volume: \_\_\_\_\_ (uL)

CONCENTRATION UNITS:  
(ug/L or ug/Kg) UG/L Q

CAS NO.	COMPOUND		
79-01-6	Trichloroethene	6500	D
108-87-2	Methylcyclohexane	500	U
78-87-5	1,2-Dichloropropane	500	U
75-27-4	Bromodichloromethane	500	U
10061-01-5	cis-1,3-Dichloropropene	500	U
108-10-1	4-Methyl-2-Pentanone	500	U
108-88-3	Toluene	500	U
10061-02-6	trans-1,3-Dichloropropene	500	U
79-00-5	1,1,2-Trichloroethane	500	U
127-18-4	Tetrachloroethene	12000	DE
591-78-6	2-Hexanone	500	U
124-48-1	Dibromochloromethane	500	U
106-93-4	1,2-Dibromoethane	500	U
108-90-7	Chlorobenzene	500	U
100-41-4	Ethylbenzene	500	U
1330-20-7	Xylene (Total)	500	U
100-42-5	Styrene	500	U
75-25-2	Bromoform	500	U
98-82-8	Isopropylbenzene	500	U
79-34-5	1,1,2,2-Tetrachloroethane	500	U
541-73-1	1,3-Dichlorobenzene	500	U
106-46-7	1,4-Dichlorobenzene	500	U
95-50-1	1,2-Dichlorobenzene	500	U
96-12-8	1,2-Dibromo-3-chloropropane	500	U
120-82-1	1,2,4-Trichlorobenzene	500	U

1F  
VOLATILE ORGANICS ANALYSIS DATA SHEET  
TENTATIVELY IDENTIFIED COMPOUNDS

EPA SAMPLE NO.

MW-07DL

Lab Name: MITKEM CORPORATION Contract: \_\_\_\_\_

Lab Code: MITKEM Case No.: \_\_\_\_\_ SAS No.: \_\_\_\_\_ SDG No.: MD0618

Matrix: (soil/water) WATER

Lab Sample ID: D0618-06ADL

Sample wt/vol: 5.000 (g/mL) ML

Lab File ID: V6D6432

Level: (low/med) LOW

Date Received: 05/27/05

% Moisture: not dec. \_\_\_\_\_

Date Analyzed: 06/03/05

GC Column: DB-624 ID: 0.25 (mm)

Dilution Factor: 50.0

Soil Extract Volume: \_\_\_\_\_ (uL)

Soil Aliquot Volume: \_\_\_\_\_ (uL)

Number TICs found: 0

CONCENTRATION UNITS:  
(ug/L or ug/Kg) ug/L

CAS NUMBER	COMPOUND NAME	RT	EST. CONC.	Q
1.				
2.				
3.				
4.				
5.				
6.				
7.				
8.				
9.				
10.				
11.				
12.				
13.				
14.				
15.				
16.				
17.				
18.				
19.				
20.				
21.				
22.				
23.				
24.				
25.				
26.				
27.				
28.				
29.				
30.				

Data File: \\AVOCADRO\ORGANICS\organic\voa\6.i\050603.B\6D6432.D

Date : 03-JUN-2005 18:41

Client ID: MW-07DL

Sample Info: ,D0618-06ADL,18379,50X

Purge Volume: 5.0

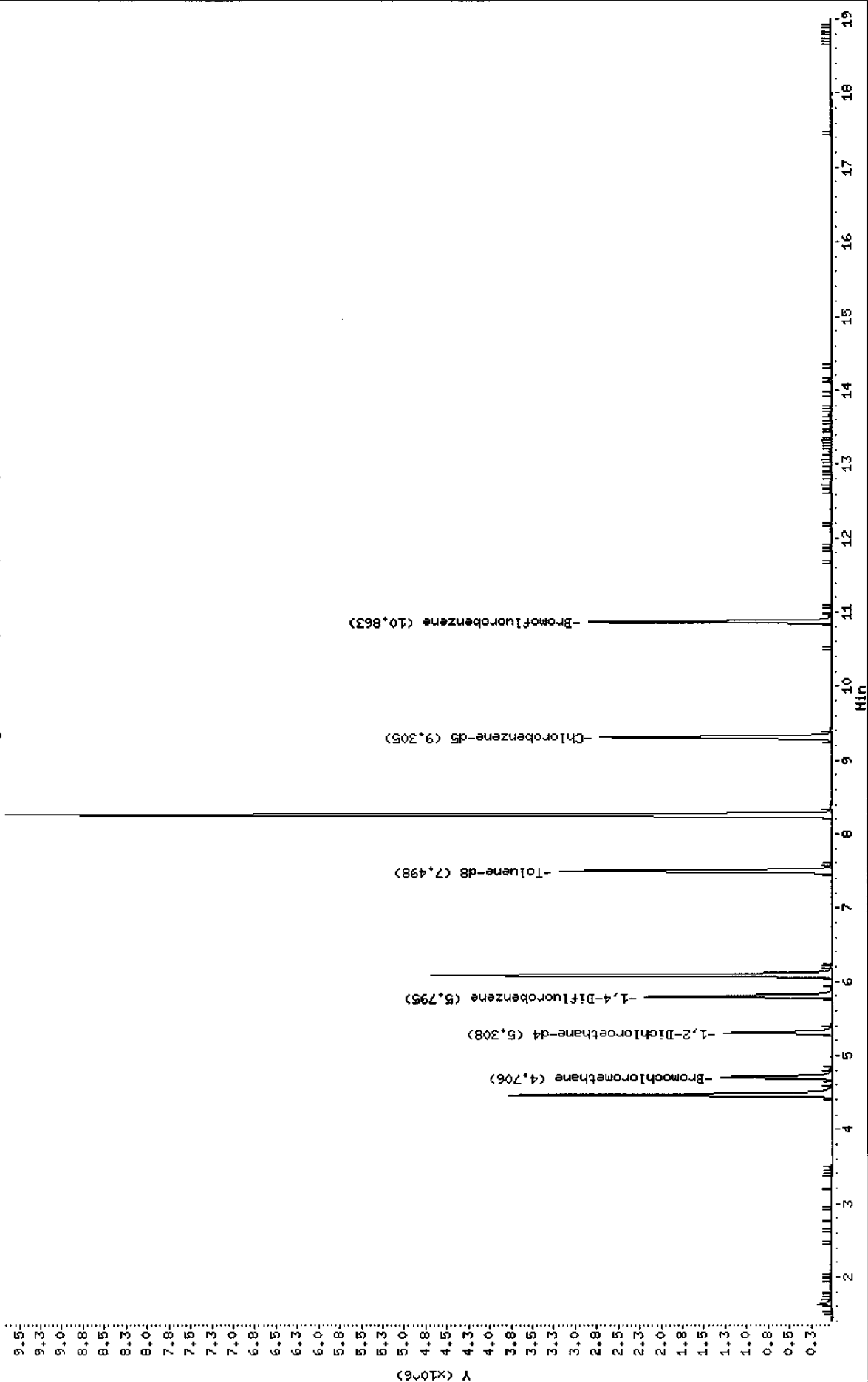
Column Phase: DB-624

Instrument: V6.i

Operator: SB SRC: SB

Column diameter: 0.25

\\AVOCADRO\ORGANICS\organic\voa\6.i\050603.B\6D6432.D



Data File: \\AVOGADRO\ORGANICS\organic\voa\V6.i\050603.B\V6D6432.D  
Report Date: 22-Jun-2005 17:02

Mitkem Corporation

CLP OLM4.X - Water and Medium Soils  
Data file : \\AVOGADRO\ORGANICS\organic\voa\V6.i\050603.B\V6D6432.D  
Lab Smp Id: D0618-06ADL Client Smp ID: MW-07DL  
Inj Date : 03-JUN-2005 18:41  
Operator : SB SRC: SB Inst ID: V6.i  
Smp Info : ,D0618-06ADL,18379,50X  
Misc Info : ,2  
Comment :  
Method : \\AVOGADRO\ORGANICS\organic\voa\V6.i\050603.B\v6clp4s.m  
Meth Date : 06-Jun-2005 09:32 mtl Quant Type: ISTD  
Cal Date : 03-JUN-2005 11:51 Cal File: V6D6421.D ✓  
Als bottle: 12  
Dil Factor: 50.00000  
Integrator: HP RTE Compound Sublist: CLP4.sub  
Target Version: 4.03

Concentration Formula: Amt \* DF \* Uf \* 5/Vo

Name	Value	Description
DF	50.000	Dilution Factor ✓
Uf	1.000	ng unit correction factor
Vo	5.000	Sample Volume purged (mL)

Compounds	QUANT SIG						CONCENTRATIONS	
	MASS	RT	EXP RT	REL RT	RESPONSE		ON-COLUMN	FINAL
							( ug/L)	( ug/L)
3 Vinyl Chloride	62	1.634	1.627 (0.347)		215555		20.1141	1000
17 cis-1,2-Dichloroethene	96	4.463	4.462 (0.948)		1666716		141.366	7100
* 18 Bromochloromethane	128	4.706	4.699 (1.000)		409844		50.0000	
\$ 23 1,2-Dichloroethane-d4	65	5.308	5.301 (1.128)		1151082		49.2743	49
* 26 1,4-Difluorobenzene	114	5.795	5.794 (1.000)		1901301		50.0000	
27 Trichloroethene	130	6.087	6.086 (1.050)		1819756		129.586	6500
\$ 33 Toluene-d8	98	7.498	7.492 (0.806)		2411440		48.2657	48
37 Tetrachloroethene	164	8.259	8.252 (0.888)		2764409		241.505	12000 (A)
* 42 Chlorobenzene-d5	117	9.305	9.304 (1.000)		1839459		50.0000	
\$ 50 Bromofluorobenzene	95	10.863	10.862 (1.167)		1027280		49.3973	49

QC Flag Legend

A - Target compound detected but, quantitated amount exceeded maximum amount.

KL  
6/22/05

Data File: \\AVOGADRO\ORGANICS\organic\voa\V6.i\050603.B\V6D6432.D  
Report Date: 22-Jun-2005 17:02

Mitkem Corporation

CLP OLM4.X - Water and Medium Soils  
Data file : \\AVOGADRO\ORGANICS\organic\voa\V6.i\050603.B\V6D6432.D  
Lab Smp Id: D0618-06ADL Client Smp ID: MW-07DL  
Inj Date : 03-JUN-2005 18:41  
Operator : SB SRC: SB Inst ID: V6.i  
Smp Info : ,D0618-06ADL,18379,50X  
Misc Info : ,2  
Comment :  
Method : \\AVOGADRO\ORGANICS\organic\voa\V6.i\050603.B\v6clp4s.m  
Meth Date : 06-Jun-2005 09:32 mtl Quant Type: ISTD  
Cal Date : 03-JUN-2005 11:51 Cal File: V6D6421.D  
Als bottle: 12  
Dil Factor: 50.00000  
Integrator: HP RTE Compound Sublist: CLP4.sub  
Target Version: 4.03

- NO TENTATIVELY IDENTIFIED COMPOUNDS -



Data File: \\AVOGADRO\ORGANICS\organic\voa\V6.i\050603.B\V6D6432.D

Date : 03-JUN-2005 18:41

Client ID: MW-07DL

Instrument: V6.i

Sample Info: ,D0618-06ADL,18379,50X

Purge Volume: 5.0

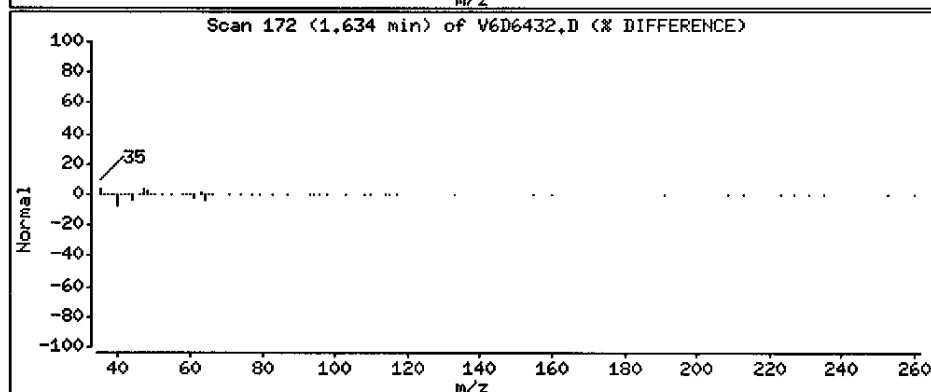
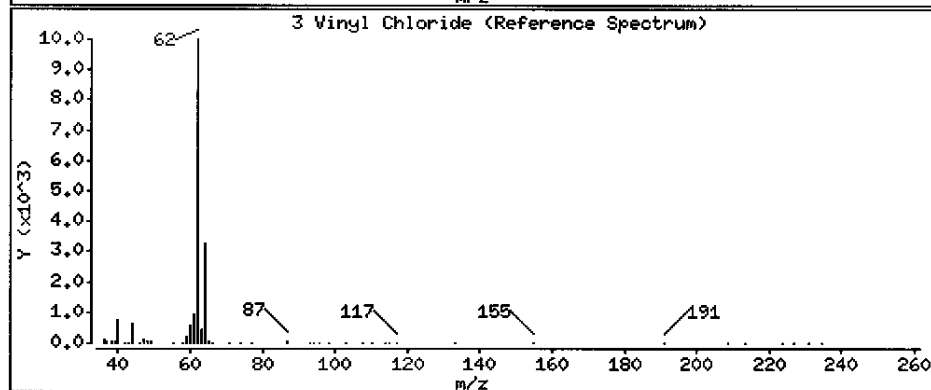
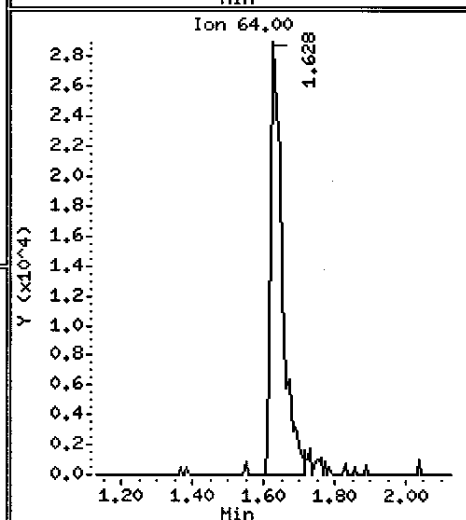
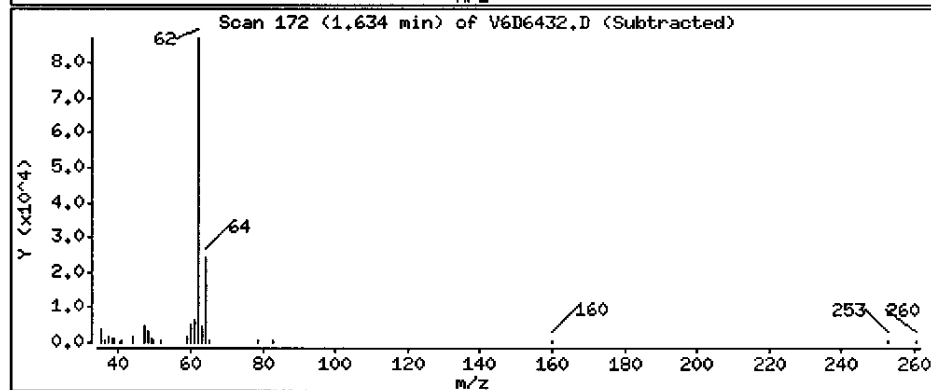
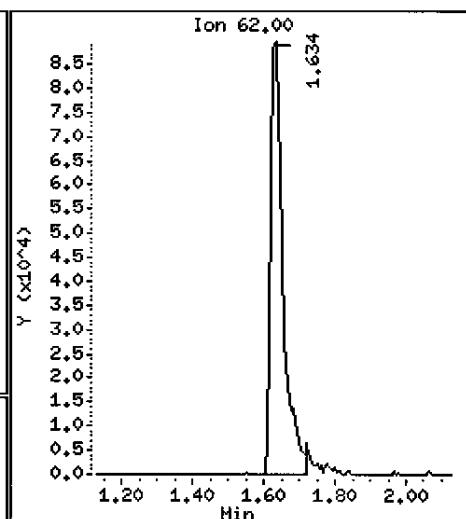
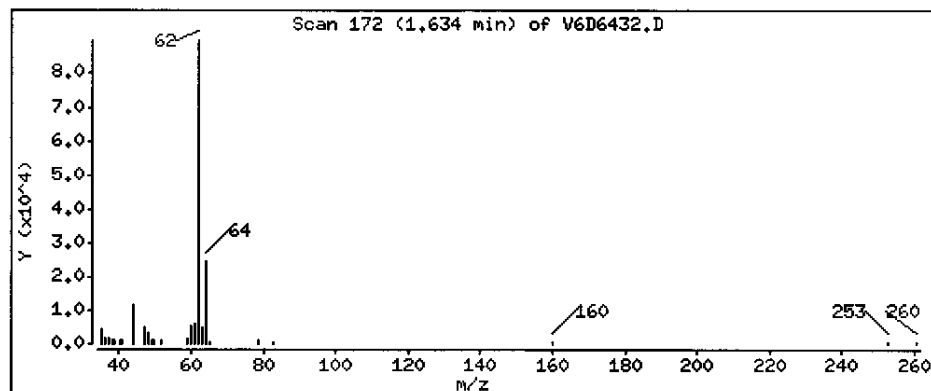
Operator: SB SRC: SB

Column phase: DB-624

Column diameter: 0.25

3 Vinyl Chloride

Concentration: 1000 ug/L



Data File: \\AVOGADRO\ORGANICS\organic\voa\V6.i\050603.B\V6D6432.D

Date : 03-JUN-2005 18:41

Client ID: MW-07DL

Instrument: V6.i

Sample Info: ,D0618-06ADL,18379,50X

Purge Volume: 5.0

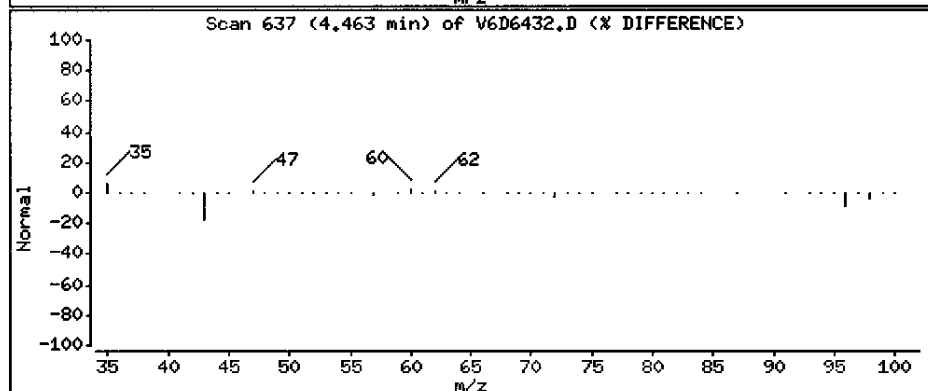
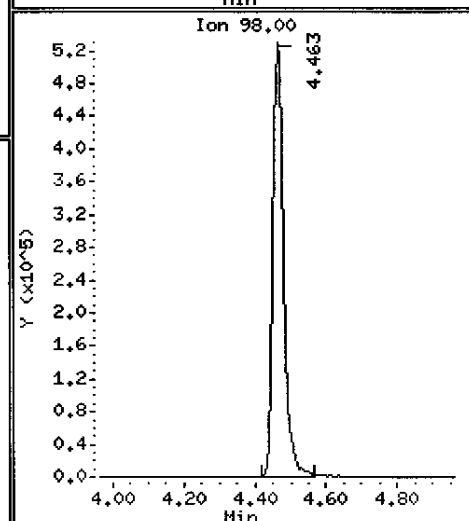
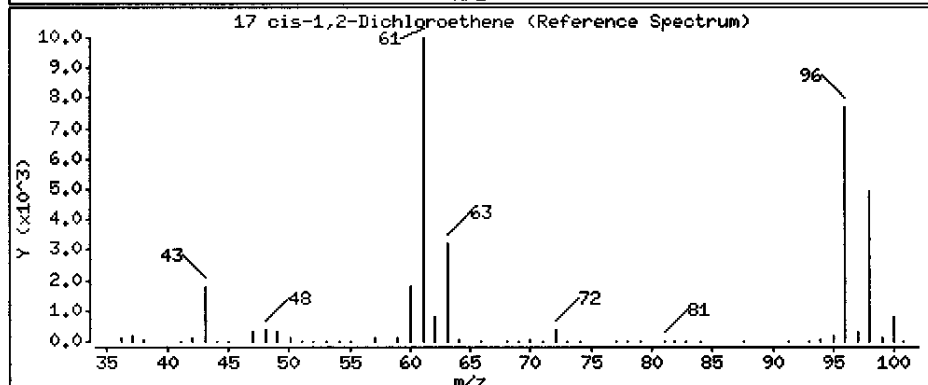
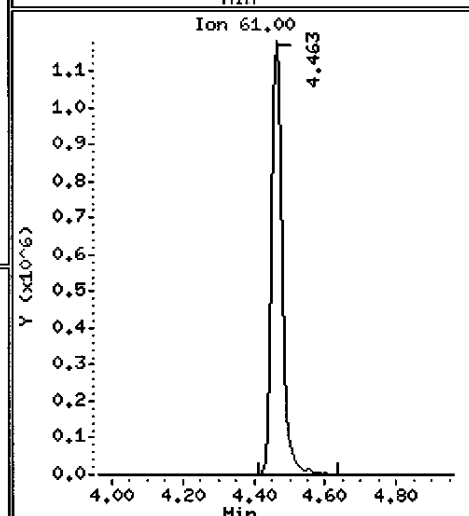
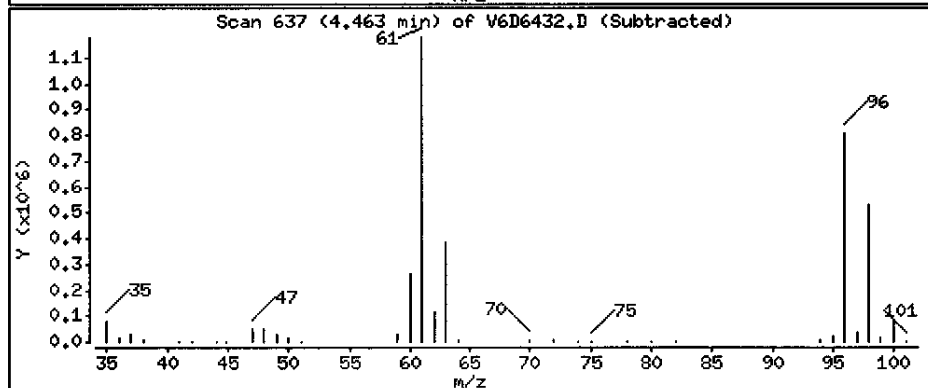
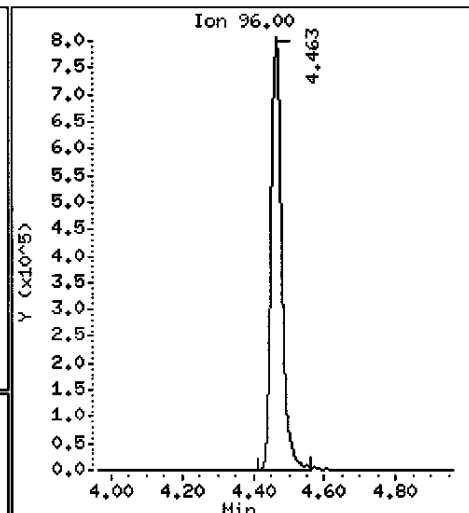
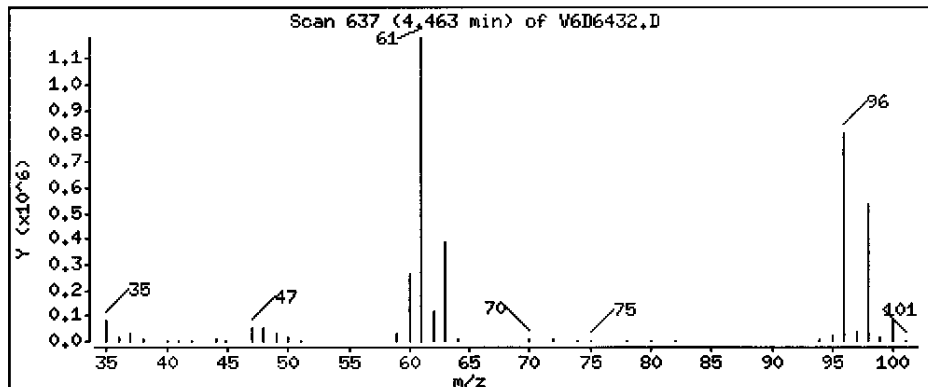
Operator: SB SRC: SB

Column phase: DB-624

Column diameter: 0.25

17 cis-1,2-Dichloroethene

Concentration: 7100 ug/L



Data File: \\AVOCADRO\ORGANICS\organic\voa\V6.i\050603.B\V6D6432.D

Date : 03-JUN-2005 18:41

Client ID: MW-07DL

Instrument: V6.i

Sample Info: ,D0618-06ADL,18379,50X

Purge Volume: 5.0

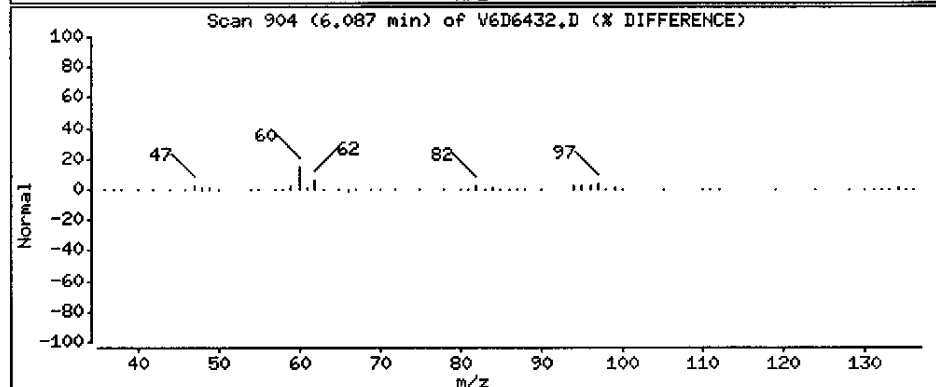
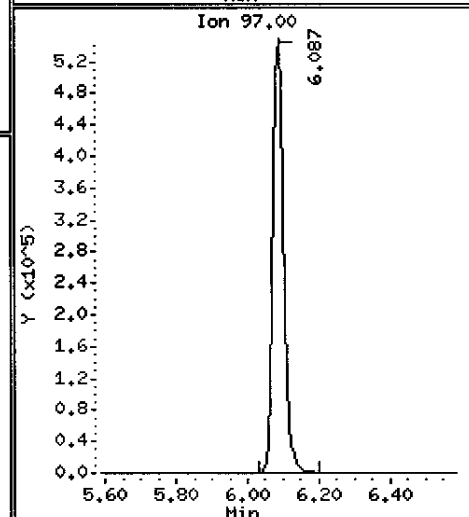
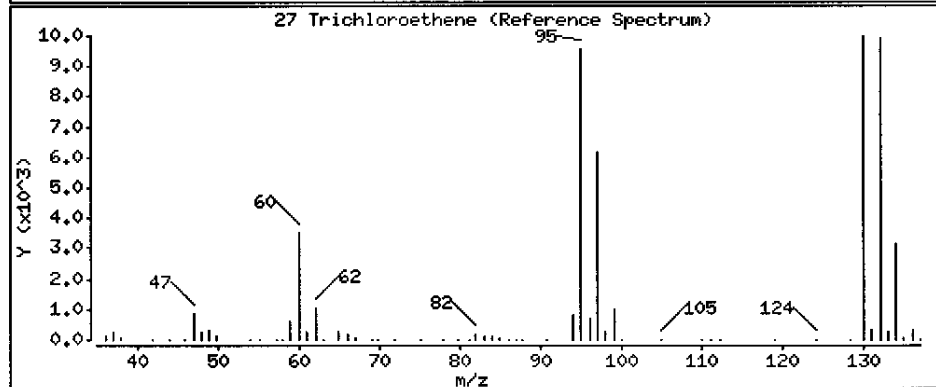
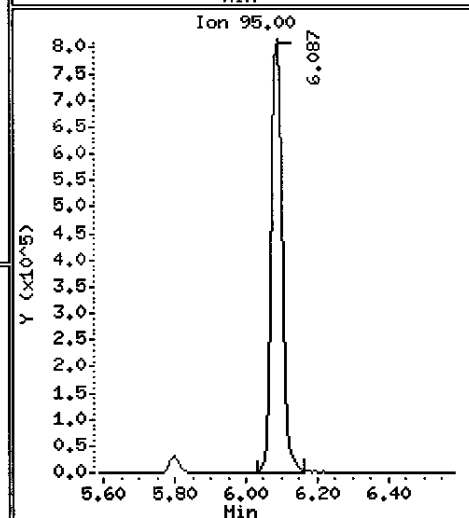
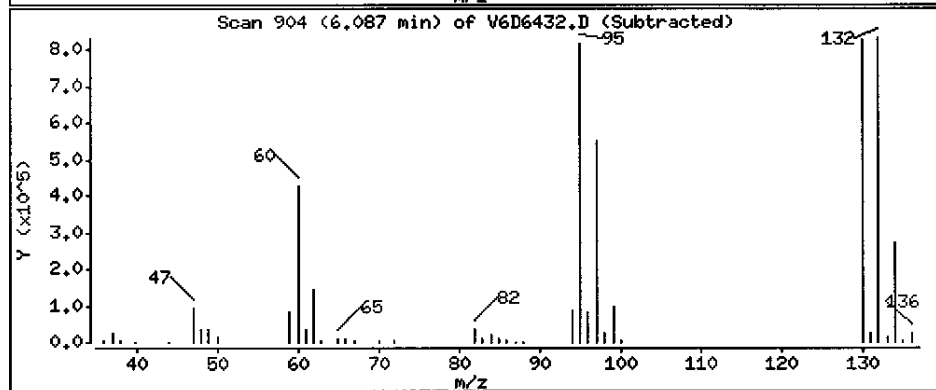
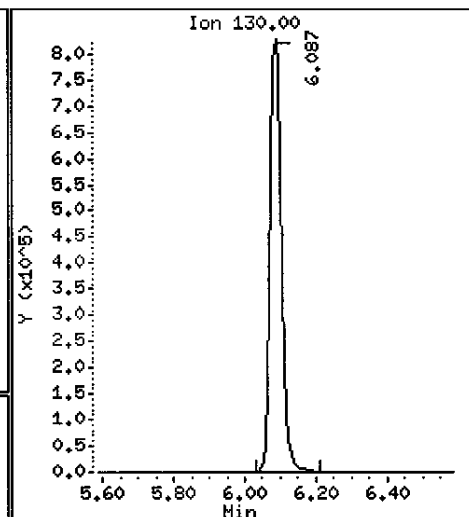
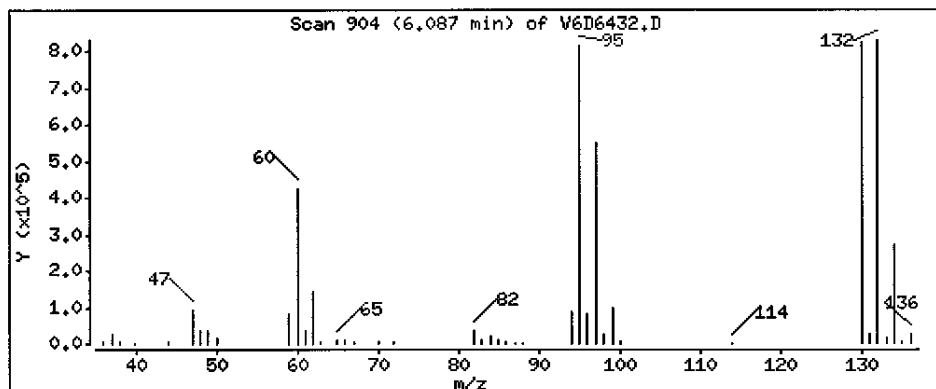
Operator: SB SRC: SB

Column phase: DB-624

Column diameter: 0.25

27 Trichloroethene

Concentration: 6500 ug/L



Data File: \\AVOGADRO\ORGANICS\organic\voa\6.i\050603.B\6D6432.D

Date : 03-JUN-2005 18:41

Client ID: MM-07DL

Instrument: V6.i

Sample Info: ,D0618-06ADL,18379,50X

Purge Volume: 5.0

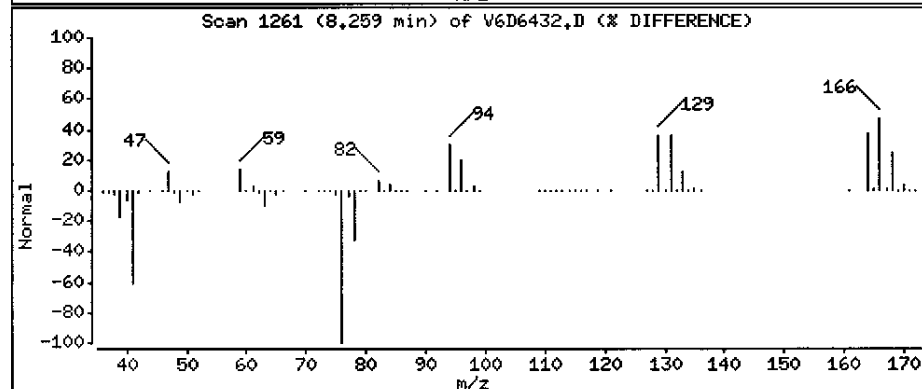
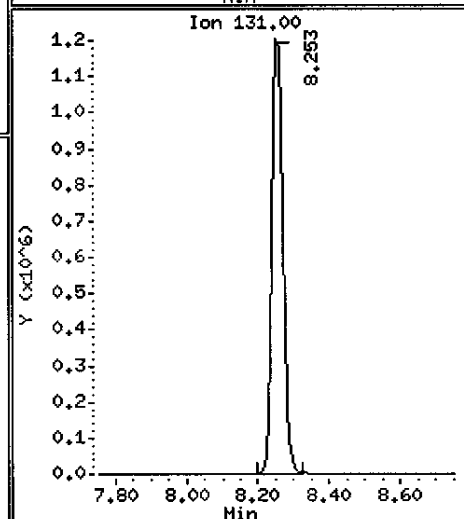
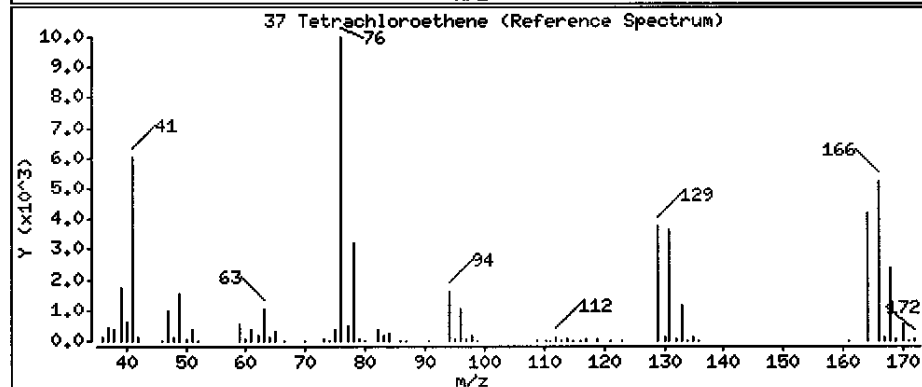
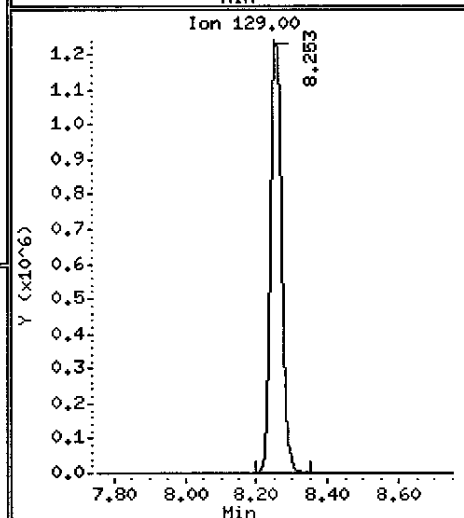
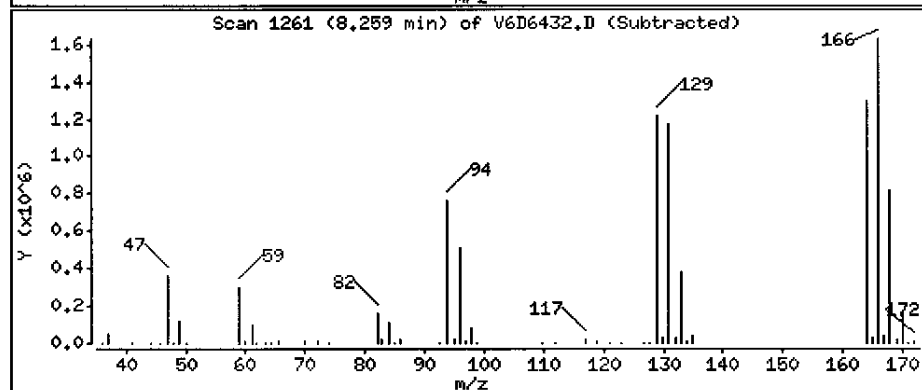
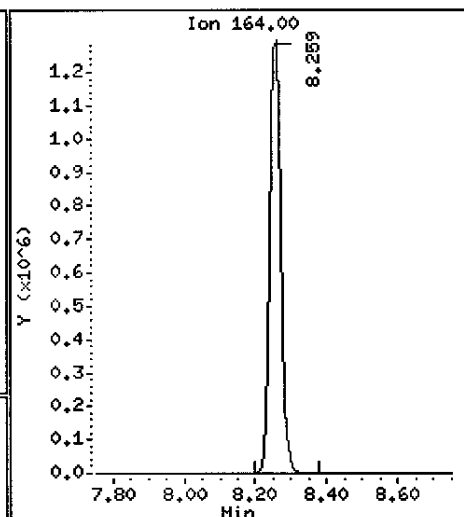
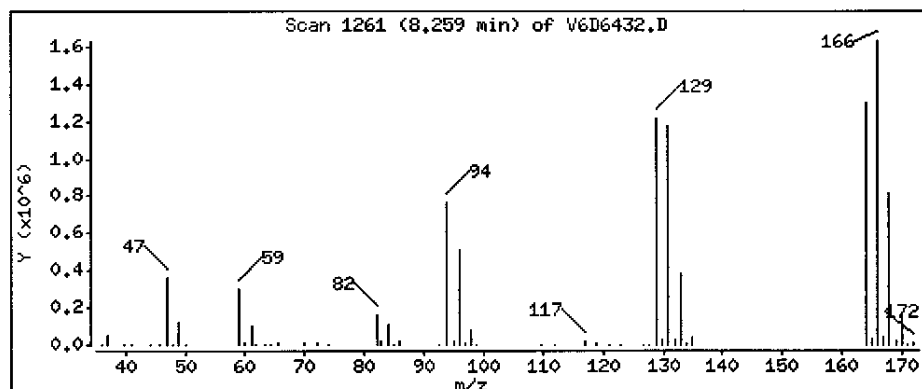
Operator: SB SRC: SB

Column phase: DB-624

Column diameter: 0.25

37 Tetrachloroethene

Concentration: 12000 ug/L



1A  
VOLATILE ORGANICS ANALYSIS DATA SHEET

EPA SAMPLE NO.

MW-07DL1

Lab Name: MITKEM CORPORATION Contract: \_\_\_\_\_

Lab Code: MITKEM Case No.: \_\_\_\_\_ SAS No.: \_\_\_\_\_ SDG No.: MD0618

Matrix: (soil/water) WATER Lab Sample ID: D0618-06ADL1

Sample wt/vol: 5.000 (g/mL) ML Lab File ID: V6D6826

Level: (low/med) LOW Date Received: 05/27/05

% Moisture: not dec. \_\_\_\_\_ Date Analyzed: 06/23/05

GC Column: DB-624 ID: 0.25 (mm) Dilution Factor: 100.0

Soil Extract Volume: \_\_\_\_\_ (uL) Soil Aliquot Volume: \_\_\_\_\_ (uL)

CONCENTRATION UNITS:  
(ug/L or ug/Kg) UG/L Q

CAS NO.	COMPOUND		
75-71-8	Dichlorodifluoromethane	1000	U
74-87-3	Chloromethane	1000	U
75-01-4	Vinyl Chloride	660	DJ
74-83-9	Bromomethane	1000	U
75-00-3	Chloroethane	1000	U
75-69-4	Trichlorofluoromethane	1000	U
75-35-4	1,1-Dichloroethene	1000	U
76-13-1	1,1,2-Trichloro-1,2,2-trifluoroethane	1000	U
67-64-1	Acetone	1000	U
75-15-0	Carbon Disulfide	1000	U
79-20-9	Methyl Acetate	1000	U
75-09-2	Methylene Chloride	1000	U
156-60-5	trans-1,2-Dichloroethene	1000	U
1634-04-4	Methyl tert-Butyl Ether	1000	U
75-34-3	1,1-Dichloroethane	1000	U
156-59-2	cis-1,2-Dichloroethene	6200	D
78-93-3	2-Butanone	1000	U
67-66-3	Chloroform	1000	U
71-55-6	1,1,1-Trichloroethane	1000	U
110-82-7	Cyclohexane	1000	U
56-23-5	Carbon Tetrachloride	1000	U
71-43-2	Benzene	1000	U
107-06-2	1,2-Dichloroethane	1000	U

1B  
VOLATILE ORGANICS ANALYSIS DATA SHEET

EPA SAMPLE NO.

MW-07DL1

Lab Name: MITKEM CORPORATION Contract: \_\_\_\_\_

Lab Code: MITKEM Case No.: \_\_\_\_\_ SAS No.: \_\_\_\_\_ SDG No.: MD0618

Matrix: (soil/water) WATER Lab Sample ID: D0618-06ADL1

Sample wt/vol: 5.000 (g/mL) ML Lab File ID: V6D6826

Level: (low/med) LOW Date Received: 05/27/05

% Moisture: not dec. \_\_\_\_\_ Date Analyzed: 06/23/05

GC Column: DB-624 ID: 0.25 (mm) Dilution Factor: 100.0

Soil Extract Volume: \_\_\_\_\_ (uL) Soil Aliquot Volume: \_\_\_\_\_ (uL)

CONCENTRATION UNITS:  
(ug/L or ug/Kg) UG/L Q

CAS NO.	COMPOUND		
79-01-6	Trichloroethene	5900	D
108-87-2	Methylcyclohexane	1000	U
78-87-5	1,2-Dichloropropane	1000	U
75-27-4	Bromodichloromethane	1000	U
10061-01-5	cis-1,3-Dichloropropene	1000	U
108-10-1	4-Methyl-2-Pentanone	1000	U
108-88-3	Toluene	1000	U
10061-02-6	trans-1,3-Dichloropropene	1000	U
79-00-5	1,1,2-Trichloroethane	1000	U
127-18-4	Tetrachloroethene	9600	D
591-78-6	2-Hexanone	1000	U
124-48-1	Dibromochloromethane	1000	U
106-93-4	1,2-Dibromoethane	1000	U
108-90-7	Chlorobenzene	1000	U
100-41-4	Ethylbenzene	1000	U
1330-20-7	Xylene (Total)	1000	U
100-42-5	Styrene	1000	U
75-25-2	Bromoform	1000	U
98-82-8	Isopropylbenzene	1000	U
79-34-5	1,1,2,2-Tetrachloroethane	1000	U
541-73-1	1,3-Dichlorobenzene	1000	U
106-46-7	1,4-Dichlorobenzene	1000	U
95-50-1	1,2-Dichlorobenzene	1000	U
96-12-8	1,2-Dibromo-3-chloropropane	1000	U
120-82-1	1,2,4-Trichlorobenzene	1000	U

1F  
VOLATILE ORGANICS ANALYSIS DATA SHEET  
TENTATIVELY IDENTIFIED COMPOUNDS

EPA SAMPLE NO.

MW-07DL1

Lab Name: MITKEM CORPORATION Contract: \_\_\_\_\_

Lab Code: MITKEM Case No.: \_\_\_\_\_ SAS No.: \_\_\_\_\_ SDG No.: MD0618

Matrix: (soil/water) WATER Lab Sample ID: D0618-06ADL1

Sample wt/vol: 5.000 (g/mL) ML Lab File ID: V6D6826

Level: (low/med) LOW Date Received: 05/27/05

% Moisture: not dec. \_\_\_\_\_ Date Analyzed: 06/23/05

GC Column: DB-624 ID: 0.25 (mm) Dilution Factor: 100.0

Soil Extract Volume: \_\_\_\_\_ (uL) Soil Aliquot Volume: \_\_\_\_\_ (uL)

Number TICs found: 0 CONCENTRATION UNITS:  
(ug/L or ug/Kg) ug/L

CAS NUMBER	COMPOUND NAME	RT	EST. CONC.	Q
=====	=====	=====	=====	=====
1.				
2.				
3.				
4.				
5.				
6.				
7.				
8.				
9.				
10.				
11.				
12.				
13.				
14.				
15.				
16.				
17.				
18.				
19.				
20.				
21.				
22.				
23.				
24.				
25.				
26.				
27.				
28.				
29.				
30.				

Data File: \\AVOCADRO\ORGANICS\organic\voa\6.i\050623.B\6D6826.D

Date : 23-JUN-2005 13:44

Client ID: MW-07DL

Sample Info: ,D0618-06ADL,18686,100

Purge Volume: 5.0

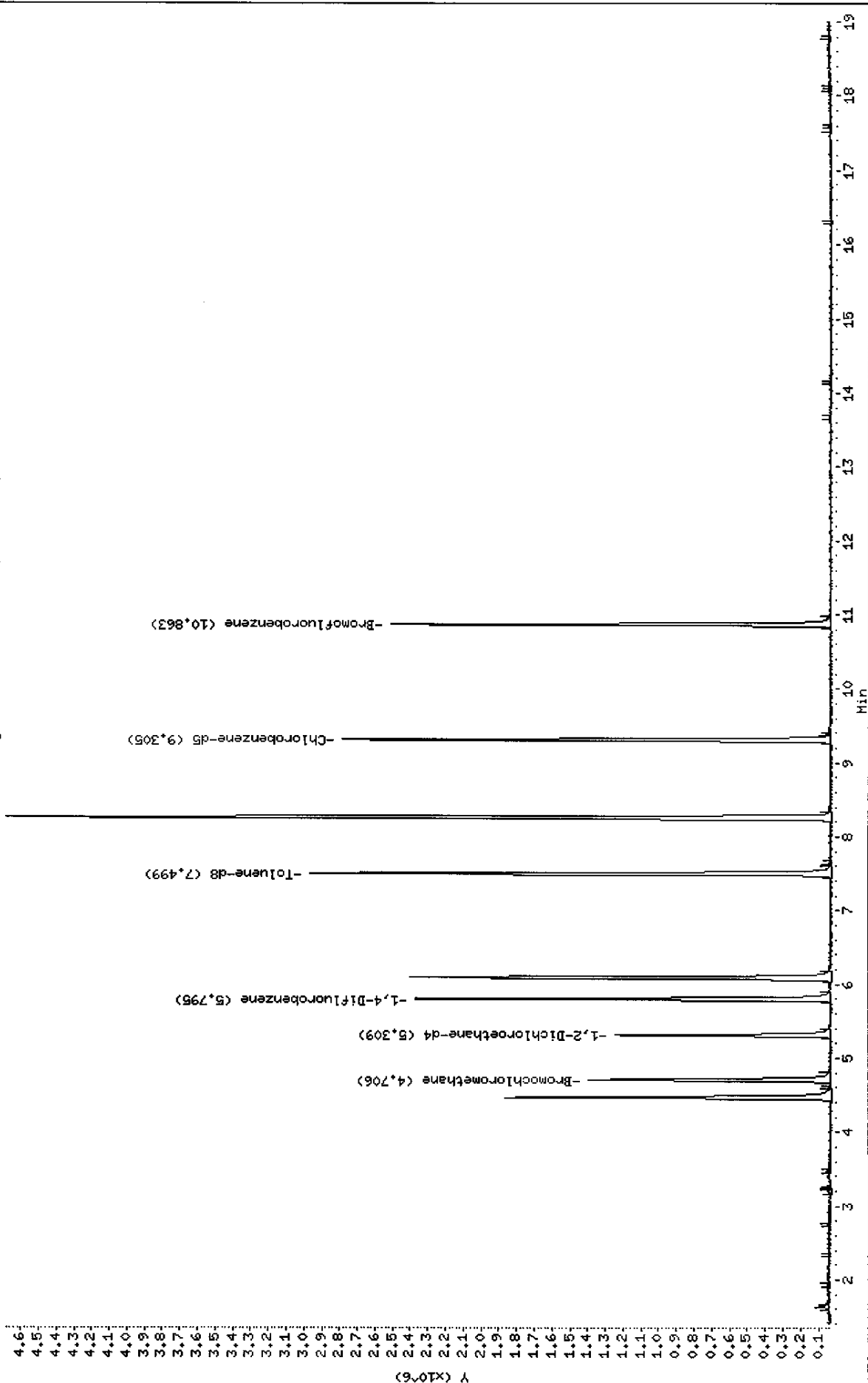
Column Phase: DB-624

Instrument: V6.i

Operator: SB SRC: SB

Column diameter: 0.25

\\AVOCADRO\ORGANICS\organic\voa\6.i\050623.B\6D6826.D





Data File: \\AVOGADRO\ORGANICS\organic\voa\V6.i\050623.B\V6D6826.D  
 Report Date: 24-Jun-2005 13:29

Mitkem Corporation

CLP OLM4.X - Water and Medium Soils  
 Data file : \\AVOGADRO\ORGANICS\organic\voa\V6.i\050623.B\V6D6826.D  
 Lab Smp Id: D0618-06ADL Client Smp ID: MW-07DL1  
 Inj Date : 23-JUN-2005 13:44  
 Operator : SB SRC: SB Inst ID: V6.i  
 Smp Info : ,D0618-06ADL,,18686,100  
 Misc Info : ,3  
 Comment :  
 Method : \\AVOGADRO\ORGANICS\organic\voa\V6.i\050623.B\v6clp4s.m  
 Meth Date : 24-Jun-2005 13:28 mtl Quant Type: ISTD  
 Cal Date : 23-JUN-2005 09:25 Cal File: V6D6821.D  
 Als bottle: 6  
 Dil Factor: 100.00000  
 Integrator: HP RTE Compound Sublist: CLP4.sub  
 Target Version: 4.03  
 Processing Host: TARGET3

KL 6/26/05

Concentration Formula: Amt \* DF \* Uf \* 5/Vo

Name	Value	Description
DF	100.000	Dilution Factor
Uf	1.000	ng unit correction factor
Vo	5.000	Sample Volume purged (mL)

Compounds	QUANT SIG MASS	RT	EXP RT	REL RT	RESPONSE	CONCENTRATIONS	
						ON-COLUMN ( ug/L)	FINAL ( ug/L)
3 Vinyl Chloride	62	1.628	1.630	(0.346)	90705	6.55916	660 (a)
17 cis-1,2-Dichloroethene	96	4.463	4.459	(0.948)	773522	62.4676	6200
* 18 Bromochloromethane	128	4.706	4.702	(1.000)	425096	50.0000	
\$ 23 1,2-Dichloroethane-d4	65	5.309	5.304	(1.128)	1152057	42.8680	43
* 26 1,4-Difluorobenzene	114	5.801	5.797	(1.000)	1942196	50.0000	
27 Trichloroethene	130	6.087	6.083	(1.049)	882549	59.1644	5900
\$ 33 Toluene-d8	98	7.499	7.494	(0.806)	2184742	43.0151	43 (R)
37 Tetrachloroethene	164	8.259	8.255	(0.888)	1297213	96.3928	9600
* 42 Chlorobenzene-d5	117	9.305	9.307	(1.000)	1794608	50.0000	
\$ 50 Bromofluorobenzene	95	10.863	10.858	(1.167)	905286	42.6620	43 (R)

QC Flag Legend

- a - Target compound detected but, quantitated amount Below Limit Of Quantitation(BLOQ).
- R - Spike/Surrogate failed recovery limits.

SB  
6/24/05

Data File: \\AVOGADRO\ORGANICS\organic\voa\V6.i\050623.B\V6D6826.D  
Report Date: 24-Jun-2005 13:29

Mitkem Corporation

CLP OLM4.X - Water and Medium Soils

Data file : \\AVOGADRO\ORGANICS\organic\voa\V6.i\050623.B\V6D6826.D  
Lab Smp Id: D0618-06ADL Client Smp ID: MW-07DL *KL*  
Inj Date : 23-JUN-2005 13:44 *6/24/05*  
Operator : SB SRC: SB Inst ID: V6.i  
Smp Info : ,D0618-06ADL,,18686,100  
Misc Info : ,3  
Comment :  
Method : \\AVOGADRO\ORGANICS\organic\voa\V6.i\050623.B\v6clp4s.m  
Meth Date : 24-Jun-2005 13:28 mtl Quant Type: ISTD  
Cal Date : 23-JUN-2005 09:25 Cal File: V6D6821.D  
Als bottle: 6  
Dil Factor: 100.00000  
Integrator: HP RTE Compound Sublist: CLP4.sub  
Target Version: 4.03  
Processing Host: TARGET3

- NO TENTATIVELY IDENTIFIED COMPOUNDS -

Data File: \\AVOCADRO\ORGANICS\organic\voa\V6.i\050623.B\V6D6826.D

Date : 23-JUN-2005 13:44

Client ID: MW-07DL1

KC 6/26/05

Instrument: V6.i

Sample Info: ,D0618-06ADL,,18686,100

Purge Volume: 5.0

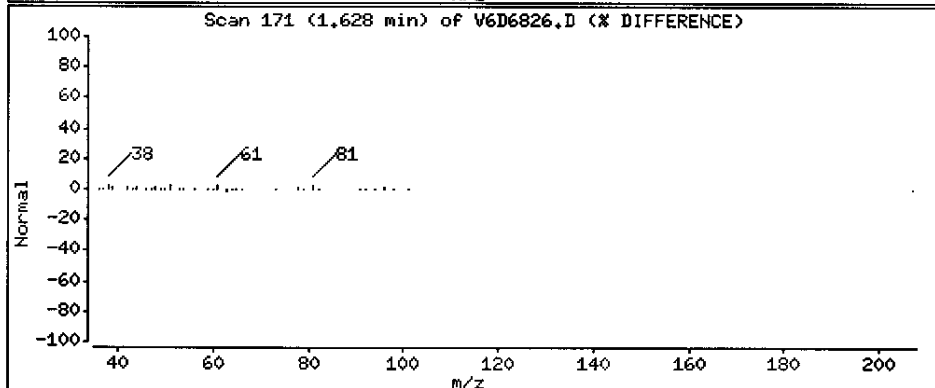
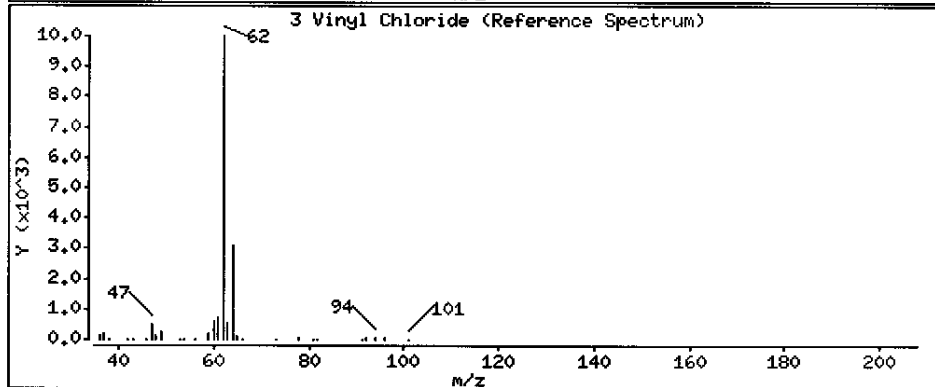
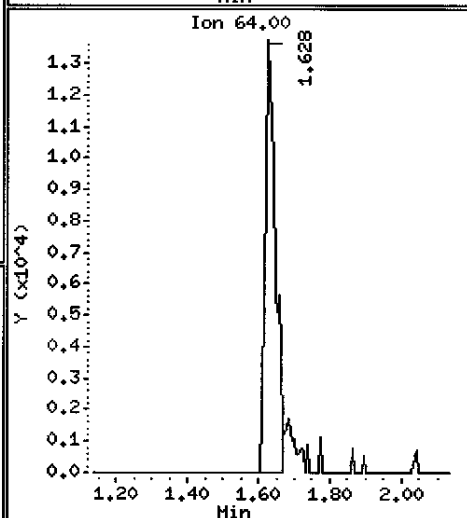
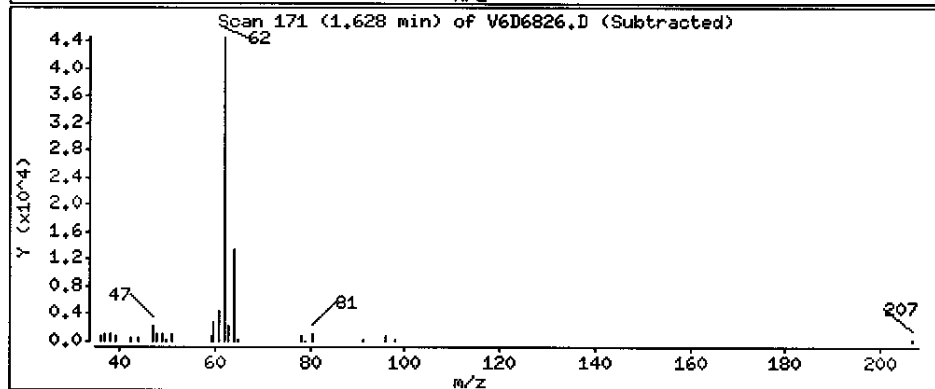
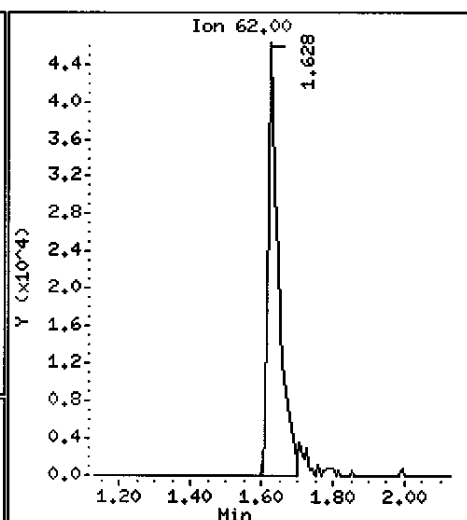
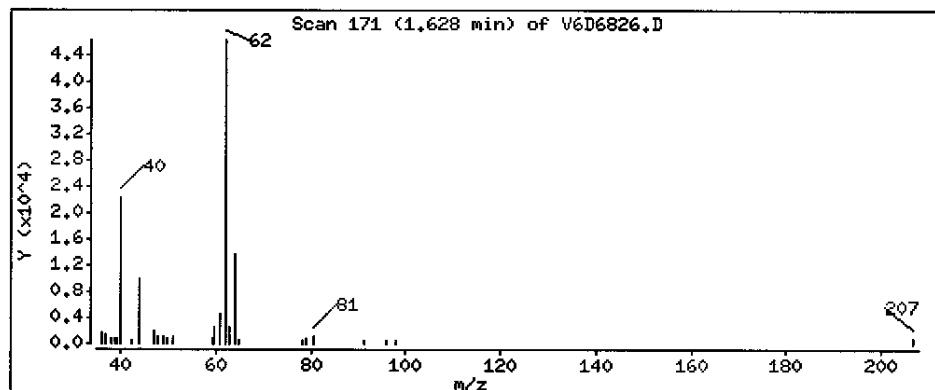
Operator: SB SRC: SB

Column phase: DB-624

Column diameter: 0.25

3 Vinyl Chloride

Concentration: 660 ug/L



Data File: \\AVOGADRO\ORGANICS\organic\voa\V6.i\050623.B\V6D6826.D

Date : 23-JUN-2005 13:44

Client ID: MW-07DL | *KL 6/26/05*

Instrument: V6.i

Sample Info: ,D0618-06ADL,,18686,100

Purge Volume: 5.0

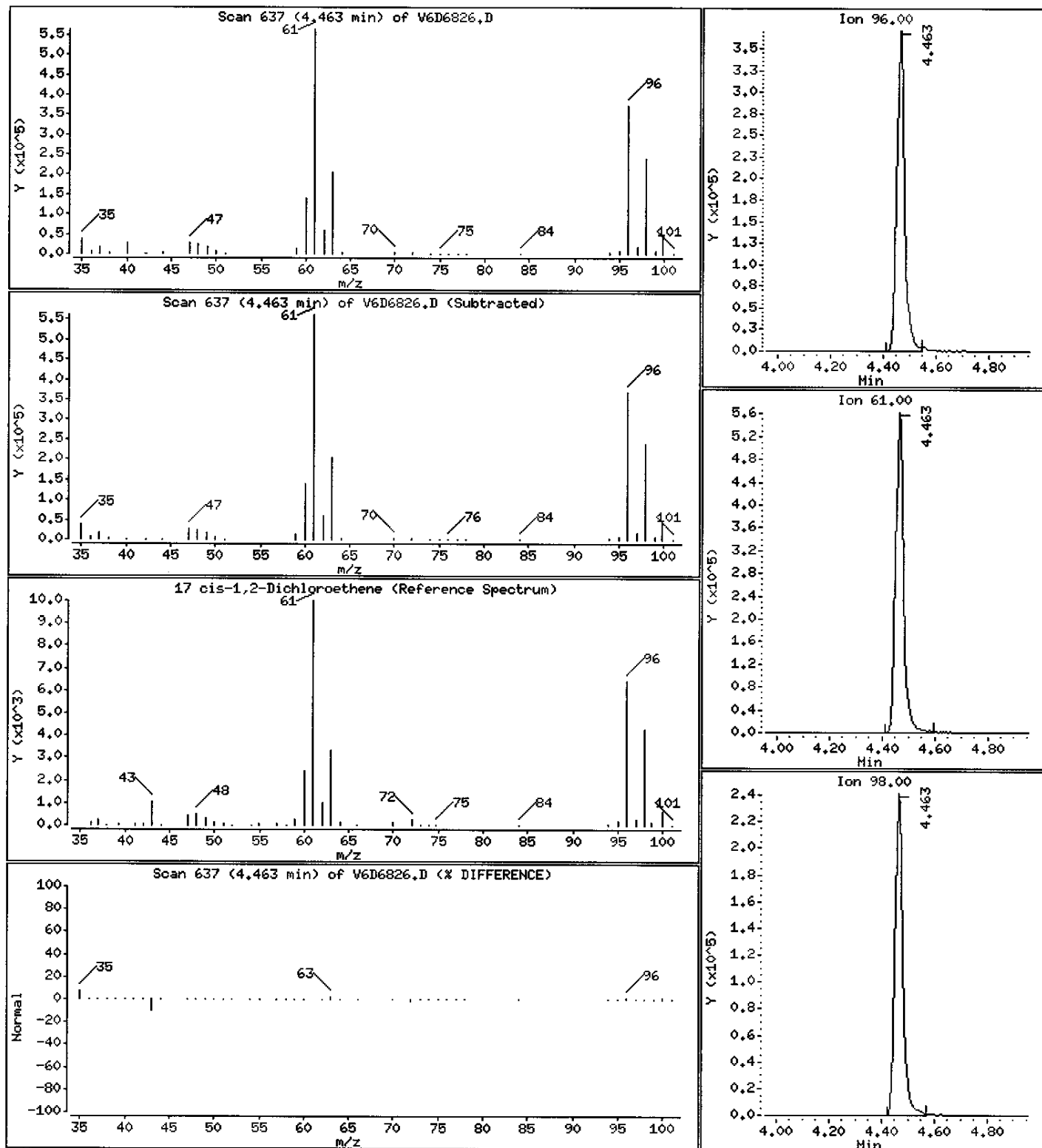
Operator: SB SRC: SB

Column phase: DB-624

Column diameter: 0.25

17 cis-1,2-Dichloroethene

Concentration: 6200 ug/L



Data File: \\AVOGADRO\ORGANICS\organic\voa\6.i\050623.B\6D6826.D

Date : 23-JUN-2005 13:44

Client ID: MW-07DL1 *KC 6/26/05*

Instrument: V6.i

Sample Info: ,D0618-06ADL,,18686,100

Purge Volume: 5.0

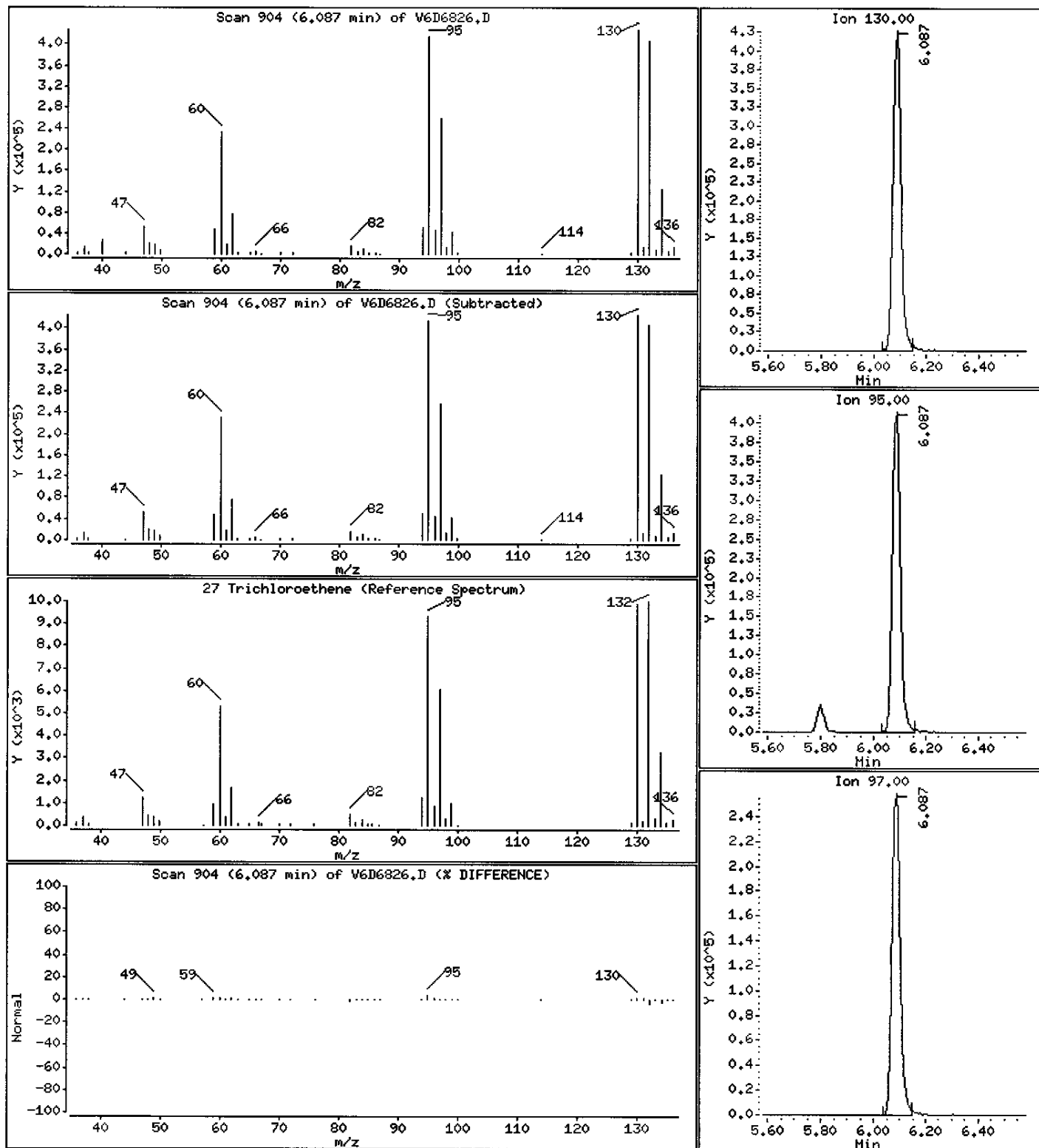
Operator: SB SRC: SB

Column phase: DB-624

Column diameter: 0.25

27 Trichloroethene

Concentration: 5900 ug/L



Data File: \\AVOCADRO\ORGANICS\organic\voa\V6.i\050623.B\V6D6826.D

Date : 23-JUN-2005 13:44

Client ID: MW-07DL *KC 6/21/05*

Instrument: V6.i

Sample Info: ,D0618-06ADL,,18686,100

Purge Volume: 5.0

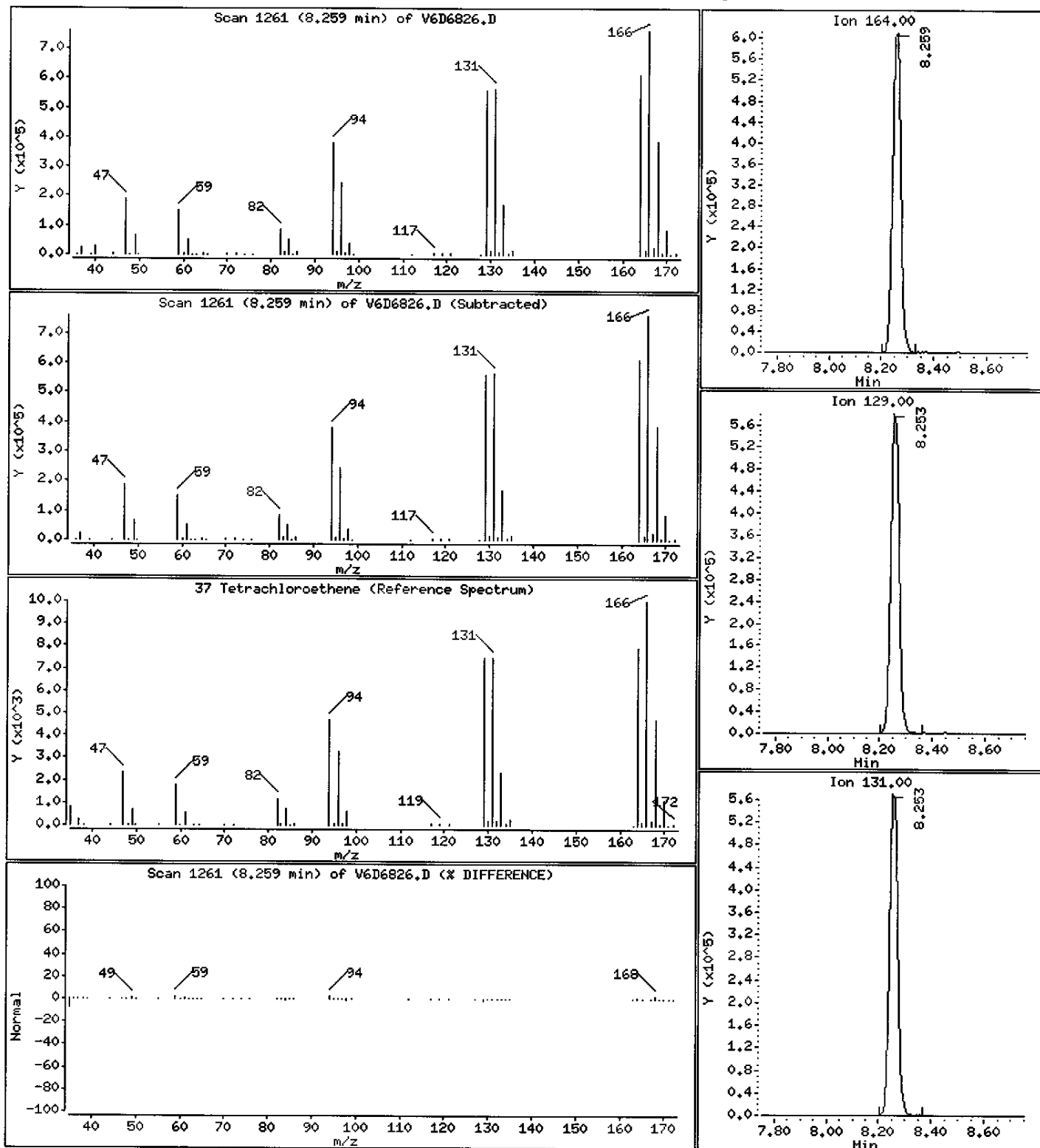
Operator: SB SRC: SB

Column phase: DB-624

Column diameter: 0.25

37 Tetrachloroethene

Concentration: 9600 ug/L



1A  
VOLATILE ORGANICS ANALYSIS DATA SHEET

EPA SAMPLE NO.

MW-7

Lab Name: MITKEM CORPORATION Contract: \_\_\_\_\_

Lab Code: MITKEM Case No.: \_\_\_\_\_ SAS No.: \_\_\_\_\_ SDG No.: MD0618

Matrix: (soil/water) WATER Lab Sample ID: D0618-08A

Sample wt/vol: 5.000 (g/mL) ML Lab File ID: V6D6434

Level: (low/med) LOW Date Received: 05/27/05

% Moisture: not dec. \_\_\_\_\_ Date Analyzed: 06/03/05

GC Column: DB-624 ID: 0.25 (mm) Dilution Factor: 1.0

Soil Extract Volume: \_\_\_\_\_ (uL) Soil Aliquot Volume: \_\_\_\_\_ (uL)

CONCENTRATION UNITS:  
(ug/L or ug/Kg) UG/L Q

CAS NO.	COMPOUND		
75-71-8	Dichlorodifluoromethane	10	U
74-87-3	Chloromethane	10	U
75-01-4	Vinyl Chloride	2	J
74-83-9	Bromomethane	10	U
75-00-3	Chloroethane	10	U
75-69-4	Trichlorofluoromethane	10	U
75-35-4	1,1-Dichloroethene	8	J
76-13-1	1,1,2-Trichloro-1,2,2-trifluoroethane	10	U
67-64-1	Acetone	10	U
75-15-0	Carbon Disulfide	10	U
79-20-9	Methyl Acetate	10	U
75-09-2	Methylene Chloride	10	U
156-60-5	trans-1,2-Dichloroethene	10	U
1634-04-4	Methyl tert-Butyl Ether	10	U
75-34-3	1,1-Dichloroethane	10	U
156-59-2	cis-1,2-Dichloroethene	95	
78-93-3	2-Butanone	10	U
67-66-3	Chloroform	10	U
71-55-6	1,1,1-Trichloroethane	51	
110-82-7	Cyclohexane	10	U
56-23-5	Carbon Tetrachloride	10	U
71-43-2	Benzene	10	U
107-06-2	1,2-Dichloroethane	10	U

1B  
VOLATILE ORGANICS ANALYSIS DATA SHEET

EPA SAMPLE NO.

MW-7

Lab Name: MITKEM CORPORATION Contract: \_\_\_\_\_

Lab Code: MITKEM Case No.: \_\_\_\_\_ SAS No.: \_\_\_\_\_ SDG No.: MD0618

Matrix: (soil/water) WATER Lab Sample ID: D0618-08A

Sample wt/vol: 5.000 (g/mL) ML Lab File ID: V6D6434

Level: (low/med) LOW Date Received: 05/27/05

% Moisture: not dec. \_\_\_\_\_ Date Analyzed: 06/03/05

GC Column: DB-624 ID: 0.25 (mm) Dilution Factor: 1.0

Soil Extract Volume: \_\_\_\_\_ (uL) Soil Aliquot Volume: \_\_\_\_\_ (uL)

CONCENTRATION UNITS:  
(ug/L or ug/Kg) UG/L Q

CAS NO.	COMPOUND		
79-01-6	Trichloroethene	81	
108-87-2	Methylcyclohexane	10	U
78-87-5	1,2-Dichloropropane	10	U
75-27-4	Bromodichloromethane	10	U
10061-01-5	cis-1,3-Dichloropropene	10	U
108-10-1	4-Methyl-2-Pentanone	10	U
108-88-3	Toluene	1	J
10061-02-6	trans-1,3-Dichloropropene	10	U
79-00-5	1,1,2-Trichloroethane	3	J
127-18-4	Tetrachloroethene	5600	E
591-78-6	2-Hexanone	10	U
124-48-1	Dibromochloromethane	10	U
106-93-4	1,2-Dibromoethane	10	U
108-90-7	Chlorobenzene	2	J
100-41-4	Ethylbenzene	10	U
1330-20-7	Xylene (Total)	10	U
100-42-5	Styrene	10	U
75-25-2	Bromoform	10	U
98-82-8	Isopropylbenzene	10	U
79-34-5	1,1,2,2-Tetrachloroethane	10	U
541-73-1	1,3-Dichlorobenzene	10	U
106-46-7	1,4-Dichlorobenzene	10	U
95-50-1	1,2-Dichlorobenzene	10	U
96-12-8	1,2-Dibromo-3-chloropropane	10	U
120-82-1	1,2,4-Trichlorobenzene	10	U



1F  
VOLATILE ORGANICS ANALYSIS DATA SHEET  
TENTATIVELY IDENTIFIED COMPOUNDS

EPA SAMPLE NO.

MW-7

Lab Name: MITKEM CORPORATION Contract: \_\_\_\_\_

Lab Code: MITKEM Case No.: \_\_\_\_\_ SAS No.: \_\_\_\_\_ SDG No.: MD0618

Matrix: (soil/water) WATER Lab Sample ID: D0618-08A

Sample wt/vol: 5.000 (g/mL) ML Lab File ID: V6D6434

Level: (low/med) LOW Date Received: 05/27/05

% Moisture: not dec. \_\_\_\_\_ Date Analyzed: 06/03/05

GC Column: DB-624 ID: 0.25 (mm) Dilution Factor: 1.0

Soil Extract Volume: \_\_\_\_\_ (uL) Soil Aliquot Volume: \_\_\_\_\_ (uL)

Number TICs found: 0 CONCENTRATION UNITS:  
(ug/L or ug/Kg) ug/L

CAS NUMBER	COMPOUND NAME	RT	EST. CONC.	Q
1.				
2.				
3.				
4.				
5.				
6.				
7.				
8.				
9.				
10.				
11.				
12.				
13.				
14.				
15.				
16.				
17.				
18.				
19.				
20.				
21.				
22.				
23.				
24.				
25.				
26.				
27.				
28.				
29.				
30.				

Data File: \\AVOCADRO\ORGANICS\organic\voa\W6.i\050603.B\W6D6434.D

Date : 03-JUN-2005 19:36

Client ID: MW-7

Sample Info: J0618-08A,18379

Purge Volume: 5.0

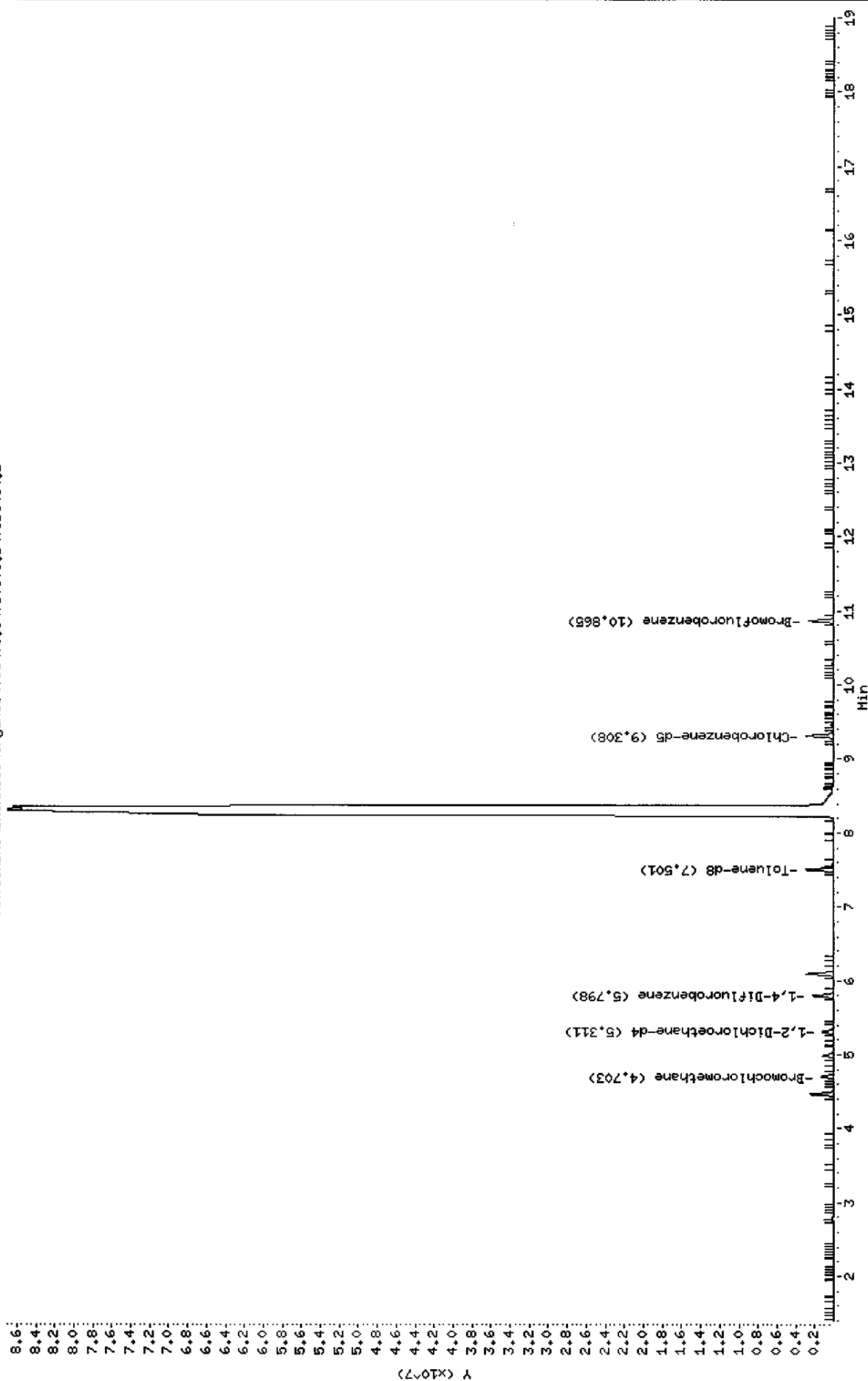
Column phase: DB-624

Instrument: V6.i

Operator: SB SRC: SB

Column diameter: 0.25

\\AVOCADRO\ORGANICS\organic\voa\W6.i\050603.B\W6D6434.D



Data File: \\AVOGADRO\ORGANICS\organic\voa\V6.i\050603.B\V6D6434.D  
Report Date: 22-Jun-2005 17:02

Mitkem Corporation

CLP OLM4.X - Water and Medium Soils

Data file : \\AVOGADRO\ORGANICS\organic\voa\V6.i\050603.B\V6D6434.D  
Lab Smp Id: D0618-08A Client Smp ID: MW-7  
Inj Date : 03-JUN-2005 19:36  
Operator : SB SRC: SB Inst ID: V6.i  
Smp Info : ,D0618-08A,18379  
Misc Info : ,2  
Comment :  
Method : \\AVOGADRO\ORGANICS\organic\voa\V6.i\050603.B\v6clp4s.m  
Meth Date : 06-Jun-2005 09:32 mtl Quant Type: ISTD  
Cal Date : 03-JUN-2005 11:51 Cal File: V6D6421.D /  
Als bottle: 14  
Dil Factor: 1.00000  
Integrator: HP RTE Compound Sublist: CLP4.sub  
Target Version: 4.03

Concentration Formula: Amt \* DF \* Uf \* 5/Vo

Name	Value	Description
DF	1.000	Dilution Factor
Uf	1.000	ng unit correction factor
Vo	5.000	Sample Volume purged (mL)

Compounds	QUANT SIG						CONCENTRATIONS	
	MASS	RT	EXP RT	REL RT	RESPONSE	ON-COLUMN	FINAL	
						( ug/L)	( ug/L)	
3 Vinyl Chloride	62	1.631	1.627 (0.347)		18135	1.74782		2 (a)
7 1,1-Dichloroethene	96	2.774	2.752 (0.590)		84248	8.28460		8 (a)
17 cis-1,2-Dichloroethene	96	4.465	4.462 (0.950)		1084551	95.0102		95
* 18 Bromochloromethane	128	4.703	4.699 (1.000)		396809	50.0000		
20 1,1,1-Trichloroethane	97	4.989	4.979 (0.860)		957666	50.7756		51
\$ 23 1,2-Dichloroethane-d4	65	5.311	5.301 (1.129)		1050233	46.4341		46
* 26 1,4-Difluorobenzene	114	5.798	5.794 (1.000)		1856694	50.0000		
27 Trichloroethene	130	6.090	6.086 (1.050)		1106631	80.6970		81
\$ 33 Toluene-d8	98	7.501	7.492 (0.806)		2231962	43.6713		44 (R)
34 Toluene	91	7.580	7.571 (0.814)		63039	1.25213		1 (a)
36 1,1,2-Trichloroethane	97	8.079	8.063 (1.393)		27828	2.62149		3 (aQ)
37 Tetrachloroethene	164	8.316	8.252 (0.893)		65353455	5581.35		5600 (A)
* 42 Chlorobenzene-d5	117	9.308	9.304 (1.000)		1881669	50.0000		
43 Chlorobenzene	112	9.344	9.341 (1.004)		56194	1.57059		2 (a)
\$ 50 Bromofluorobenzene	95	10.859	10.862 (1.167)		963355	45.2843		45

KL  
6/22/05

Data File: \\AVOGADRO\ORGANICS\organic\voa\V6.i\050603.B\V6D6434.D  
Report Date: 22-Jun-2005 17:02

QC Flag Legend

- a - Target compound detected but, quantitated amount  
Below Limit Of Quantitation(BLOQ).
- A - Target compound detected but, quantitated amount  
exceeded maximum amount.
- Q - Qualifier signal failed the ratio test.
- R - Spike/Surrogate failed recovery limits.

Data File: \\AVOGADRO\ORGANICS\organic\voa\V6.i\050603.B\V6D6434.D  
Report Date: 22-Jun-2005 17:02

Mitkem Corporation

CLP OLM4.X - Water and Medium Soils  
Data file : \\AVOGADRO\ORGANICS\organic\voa\V6.i\050603.B\V6D6434.D  
Lab Smp Id: D0618-08A Client Smp ID: MW-7  
Inj Date : 03-JUN-2005 19:36  
Operator : SB SRC: SB Inst ID: V6.i  
Smp Info : ,D0618-08A,18379  
Misc Info : ,2  
Comment :  
Method : \\AVOGADRO\ORGANICS\organic\voa\V6.i\050603.B\v6clp4s.m  
Meth Date : 06-Jun-2005 09:32 mtl Quant Type: ISTD  
Cal Date : 03-JUN-2005 11:51 Cal File: V6D6421.D  
Als bottle: 14  
Dil Factor: 1.00000  
Integrator: HP RTE Compound Sublist: CLP4.sub  
Target Version: 4.03

- NO TENTATIVELY IDENTIFIED COMPOUNDS -

Data File: \\AVOCADRO\ORGANICS\organic\woa\V6.i\050603.B\V6D6434.D

Date : 03-JUN-2005 19:36

Client ID: MW-7

Instrument: V6.i

Sample Info: ,D0618-08A,18379

Purge Volume: 5.0

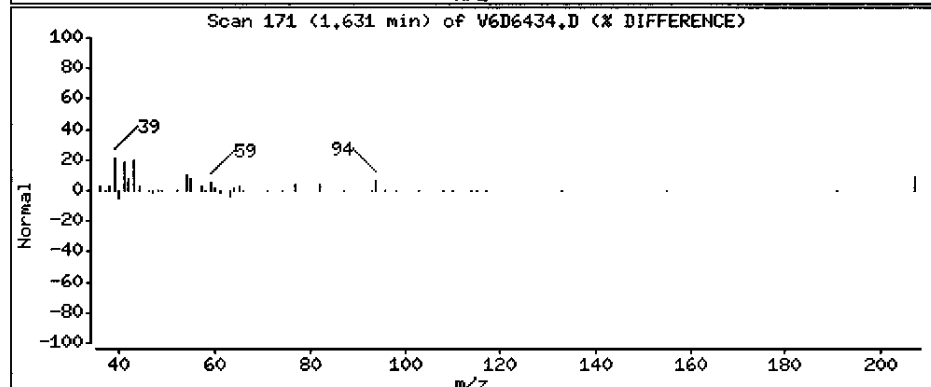
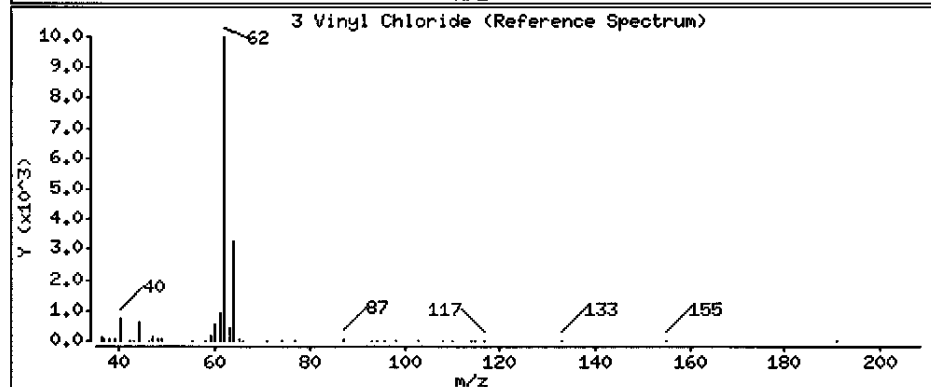
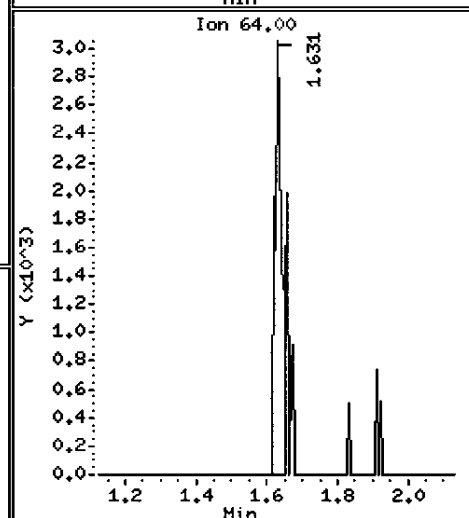
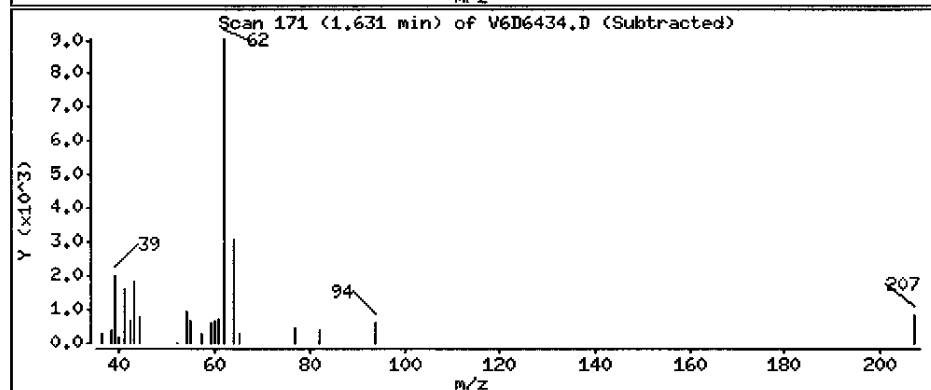
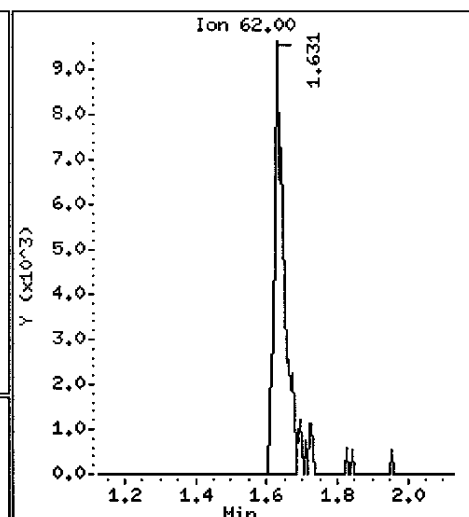
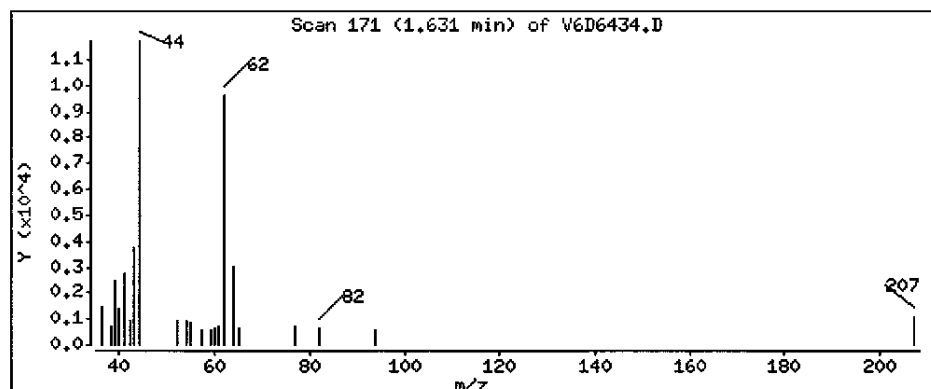
Operator: SB SRC: SB

Column phase: DB-624

Column diameter: 0.25

3 Vinyl Chloride

Concentration: 2 ug/L



Data File: \\AVOGADRO\ORGANICS\organic\voa\V6.i\050603.B\V6D6434.D

Date : 03-JUN-2005 19:36

Client ID: MW-7

Instrument: V6.i

Sample Info: ,D0618-08A,18379

Purge Volume: 5.0

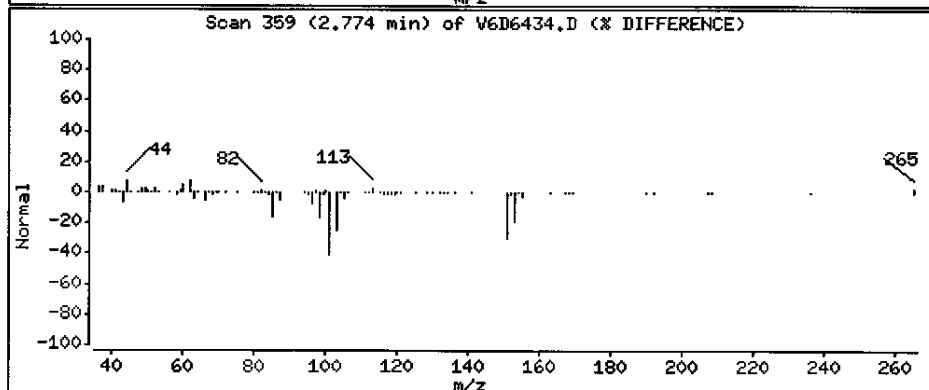
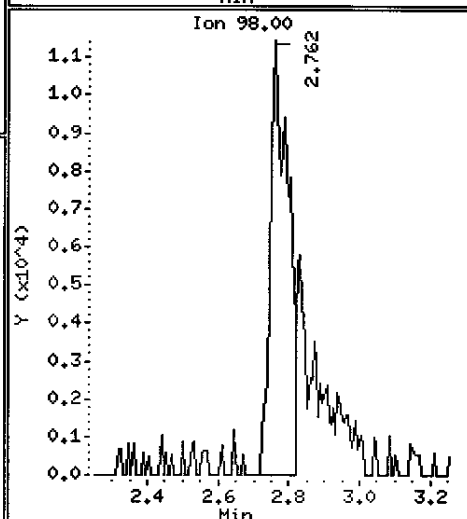
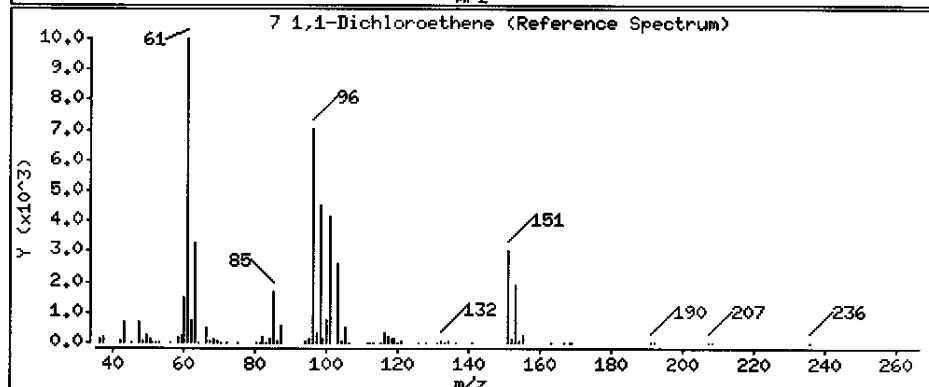
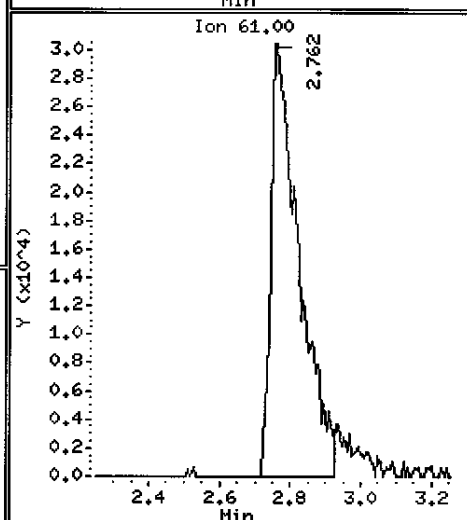
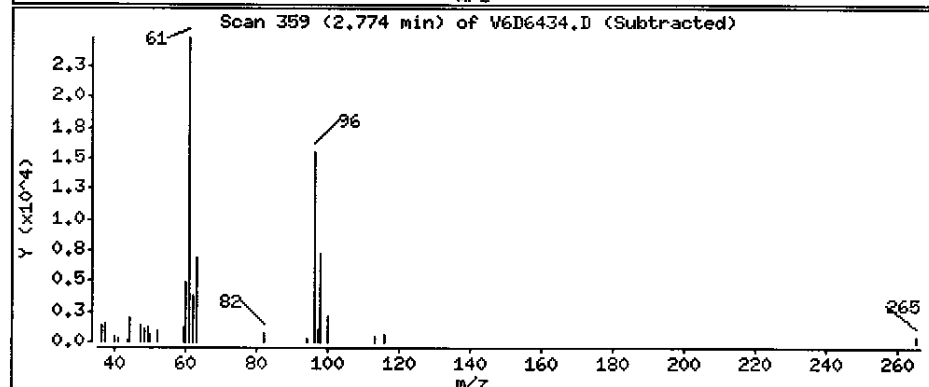
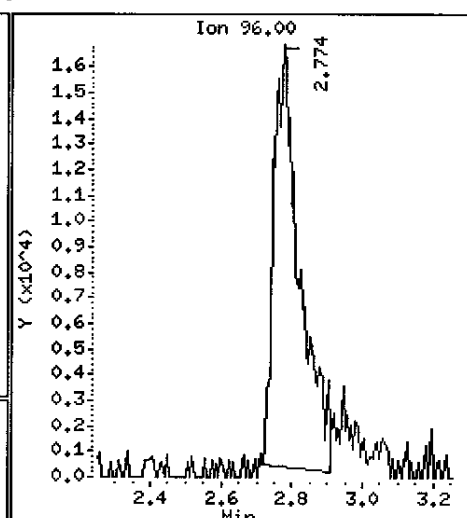
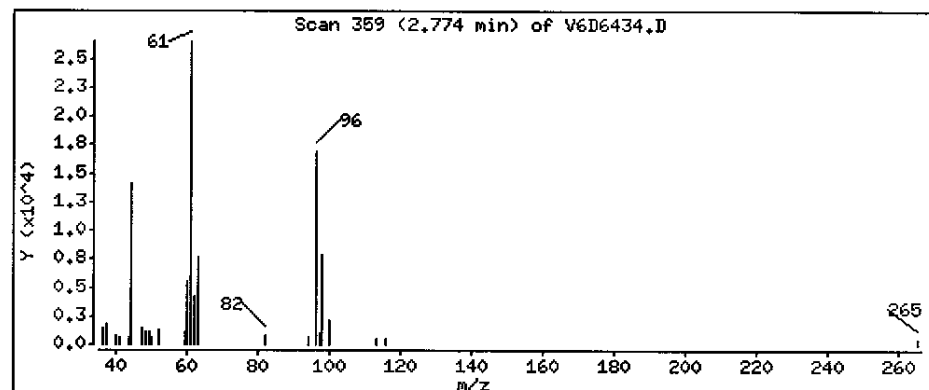
Operator: SB SRC: SB

Column phase: DB-624

Column diameter: 0.25

7 1,1-Dichloroethene

Concentration: 8 ug/L



Data File: \\AVOGADRO\ORGANICS\organic\voa\V6.i\050603.B\V6D6434.D

Date : 03-JUN-2005 19:36

Client ID: MW-7

Instrument: V6.i

Sample Info: ,D0618-08A,18379

Purge Volume: 5.0

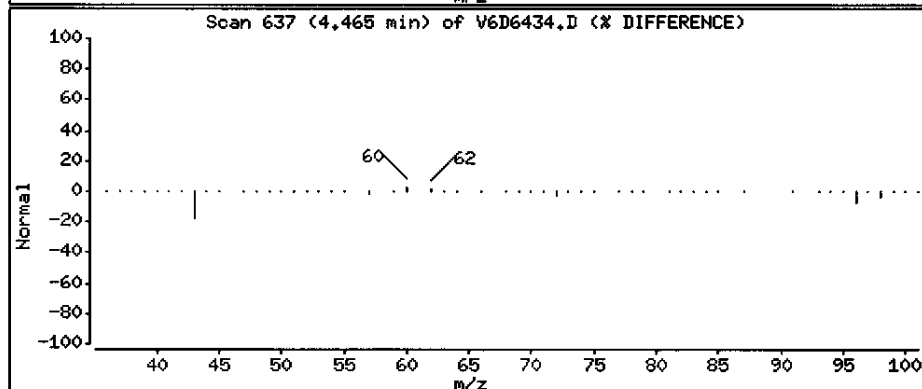
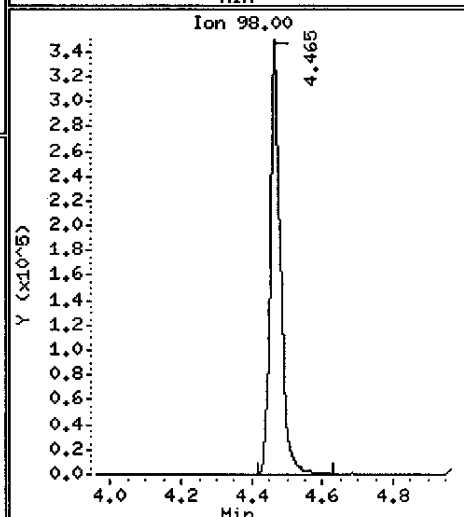
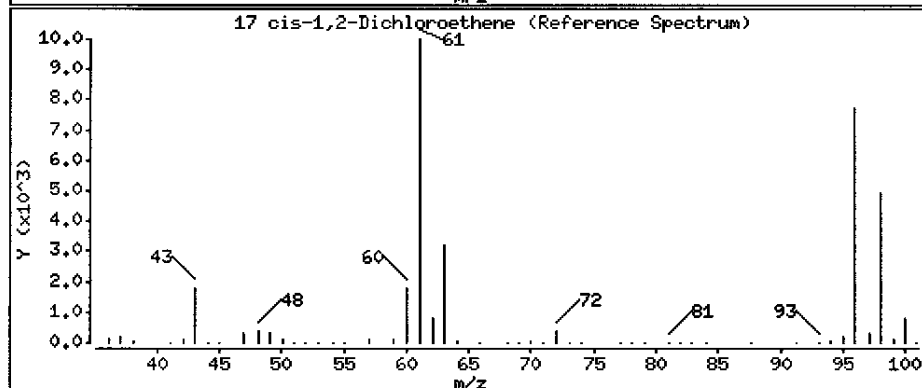
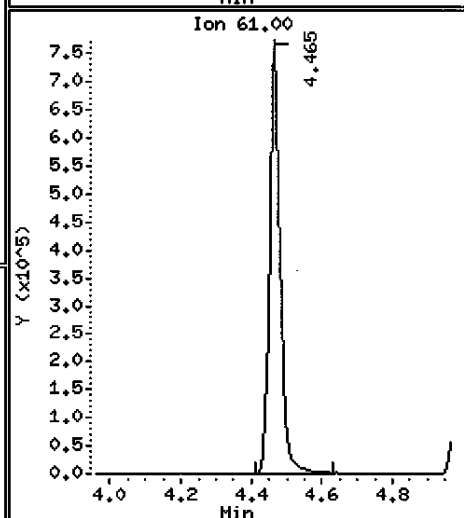
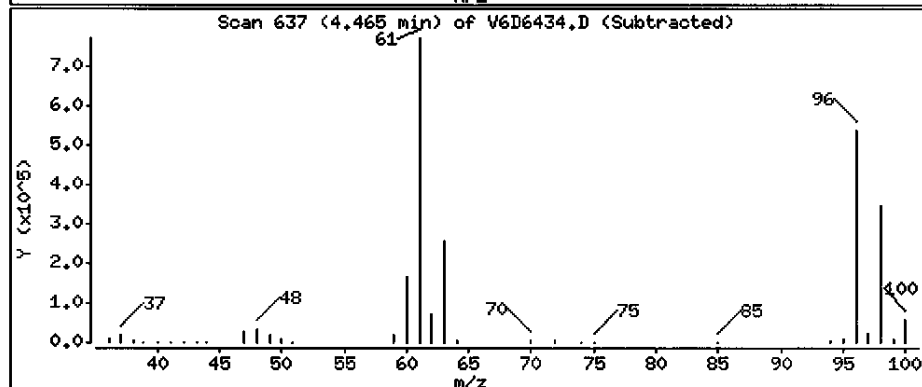
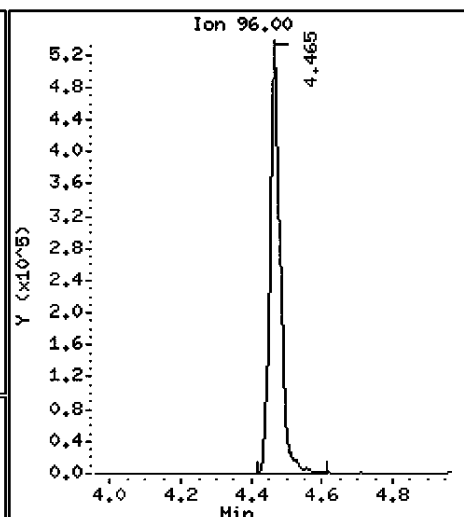
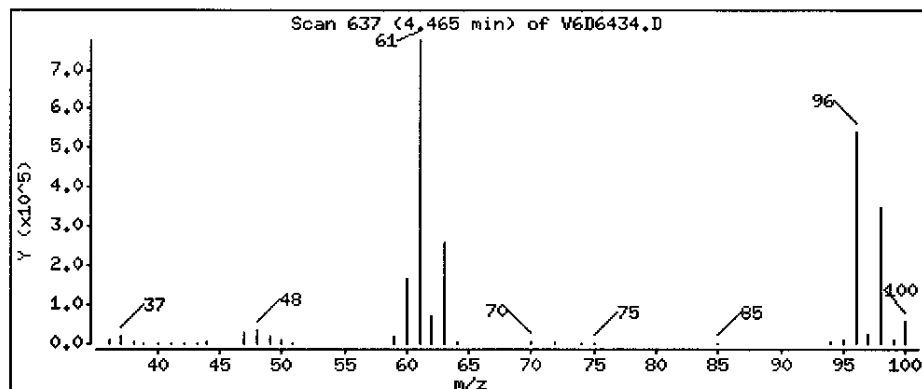
Operator: SB SRC: SB

Column phase: DB-624

Column diameter: 0.25

17 cis-1,2-Dichloroethene

Concentration: 95 ug/L





Data File: \\AVOGADRO\ORGANICS\organic\voa\6.i\050603.B\6D6434.D

Date : 03-JUN-2005 19:36

Client ID: MM-7

Instrument: V6.i

Sample Info: ,D0618-08A,18379

Purge Volume: 5.0

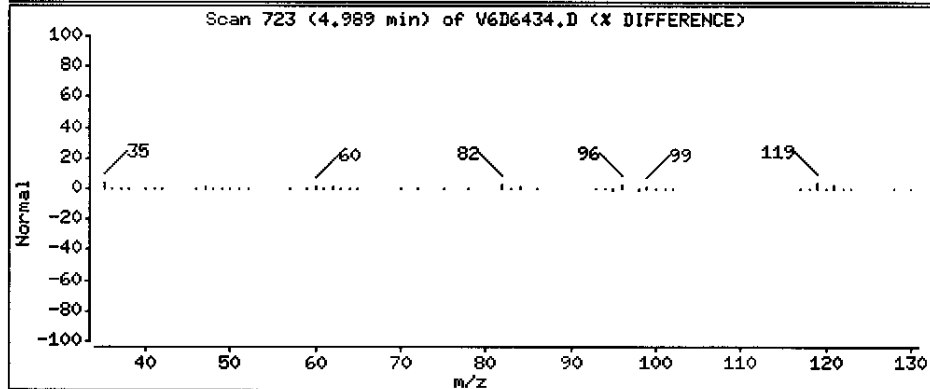
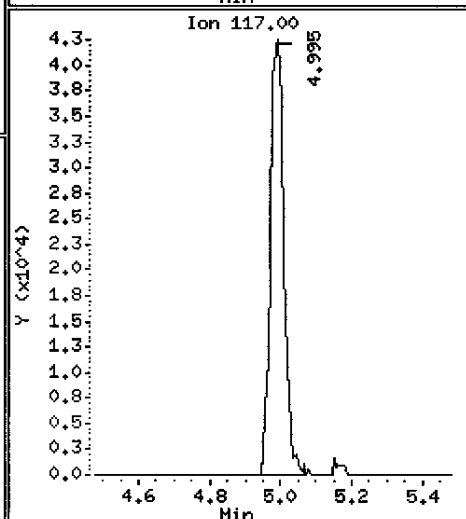
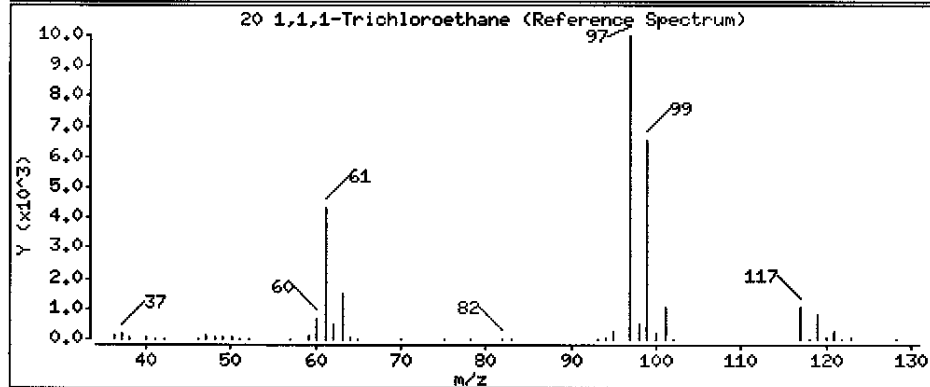
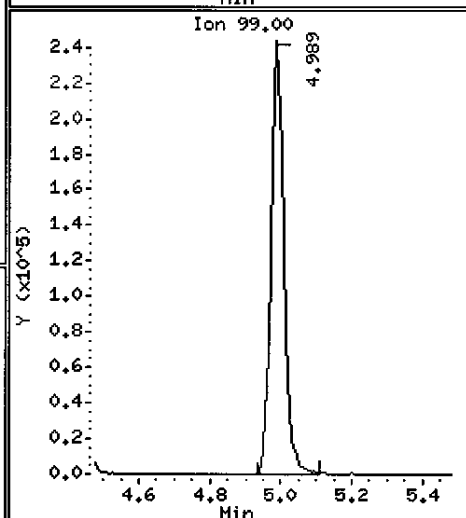
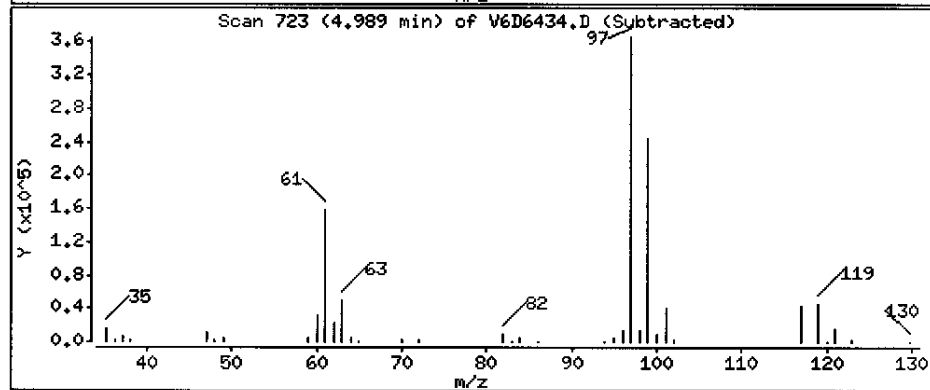
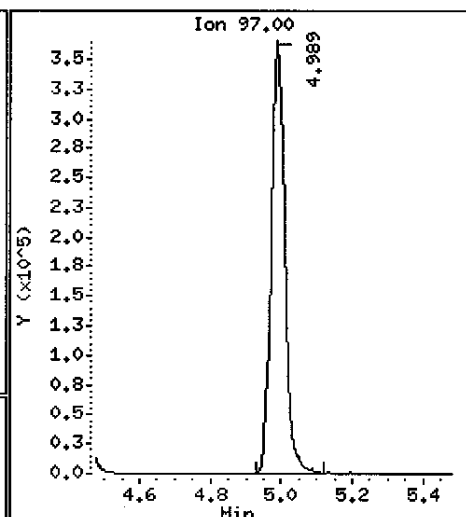
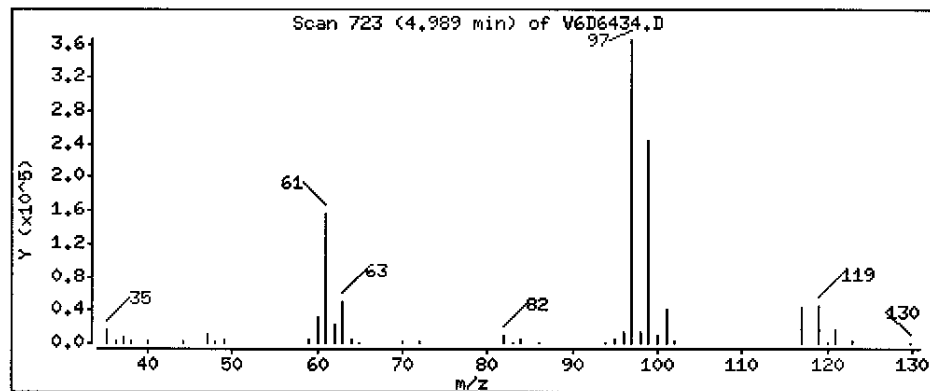
Operator: SB SRC: SB

Column phase: DB-624

Column diameter: 0.25

20 1,1,1-Trichloroethane

Concentration: 51 ug/L



Data File: \\AVOGADRO\ORGANICS\organic\voa\V6.i\050603.B\V6D6434.D

Date : 03-JUN-2005 19:36

Client ID: MW-7

Instrument: V6.i

Sample Info: ,D0618-08A,18379

Purge Volume: 5.0

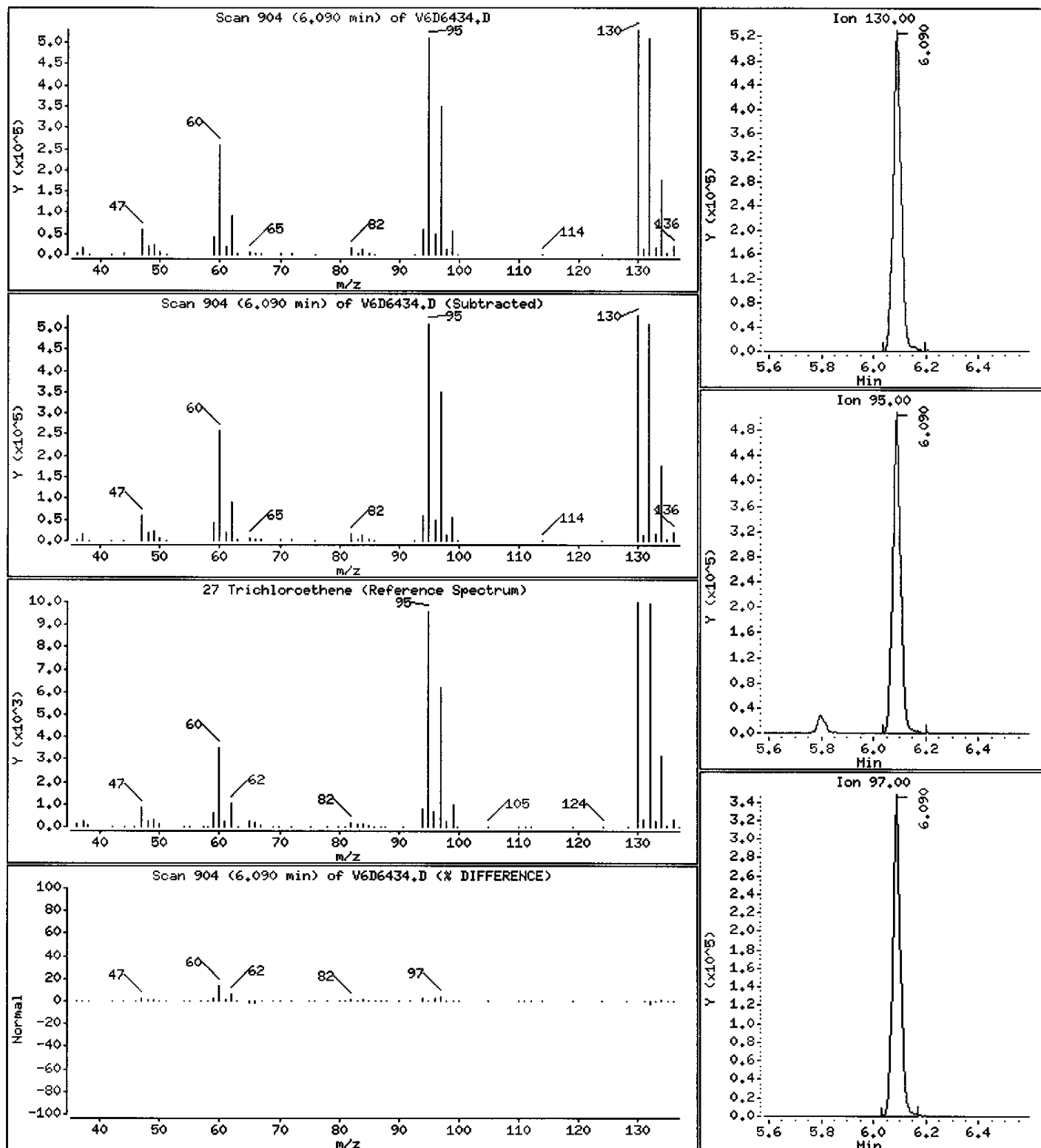
Operator: SB SRC: SB

Column phase: DB-624

Column diameter: 0.25

27 Trichloroethene

Concentration: 81 ug/L



Data File: \\AVOGADRO\ORGANICS\organic\voa\V6.i\050603.B\V6D6434.D

Date : 03-JUN-2005 19:36

Client ID: MM-7

Instrument: V6.i

Sample Info: ,D0618-08A,18379

Purge Volume: 5.0

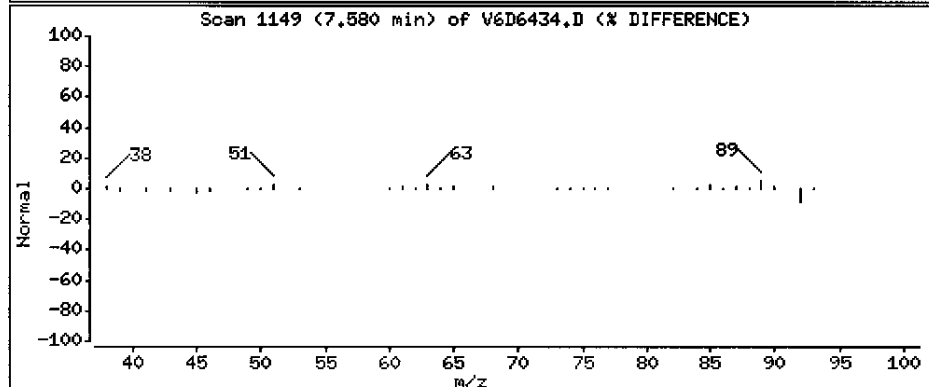
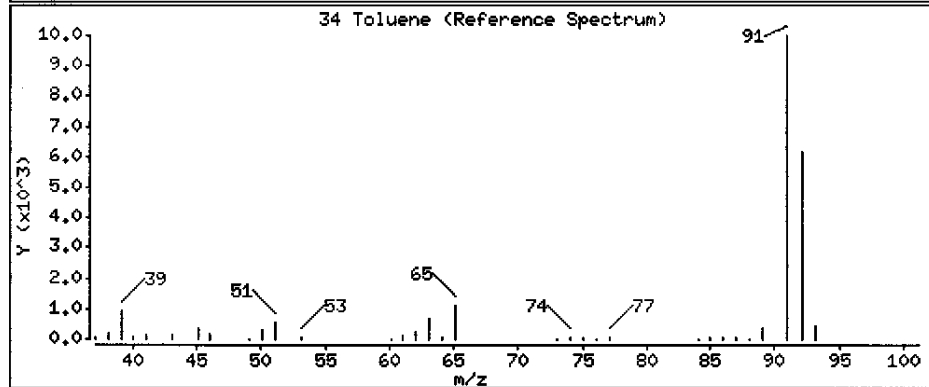
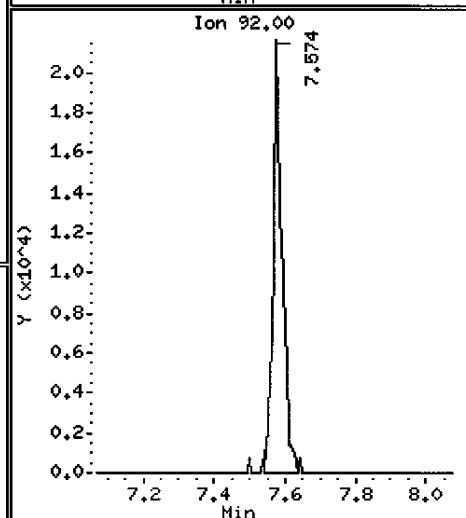
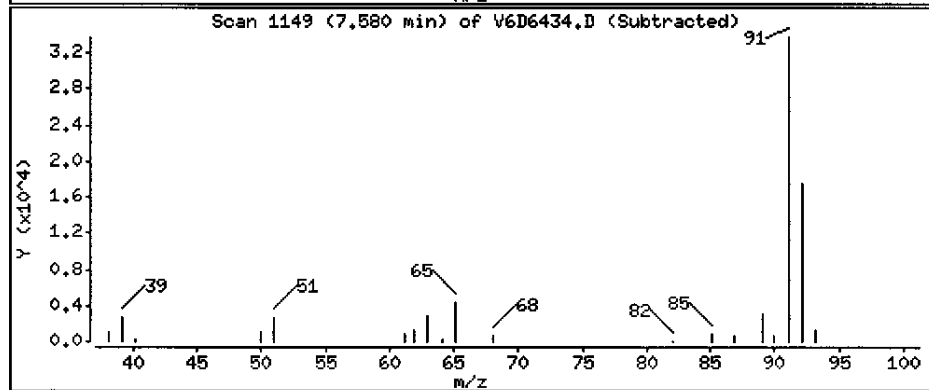
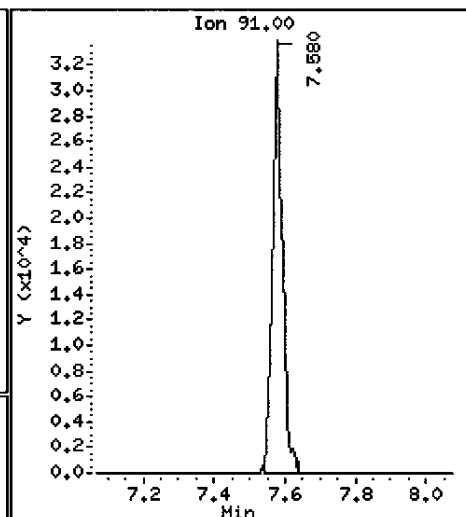
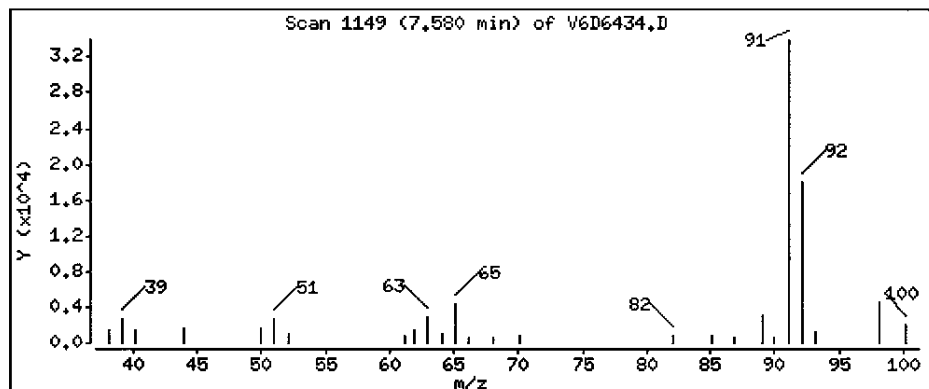
Operator: SB SRC: SB

Column phase: DB-624

Column diameter: 0.25

34 Toluene

Concentration: 1 ug/L



Data File: \\AVOGADRO\ORGANICS\organic\voa\V6.i\050603.B\V6D6434.D

Date : 03-JUN-2005 19:36

Client ID: MM-7

Instrument: V6.i

Sample Info: ,D0618-08A,18379

Purge Volume: 5.0

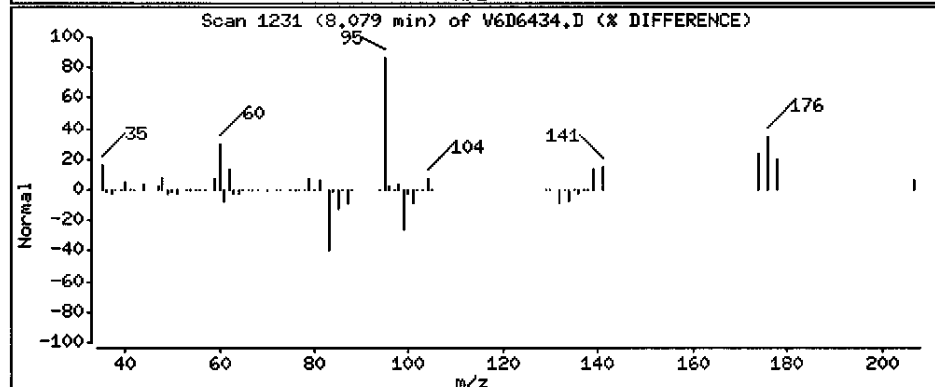
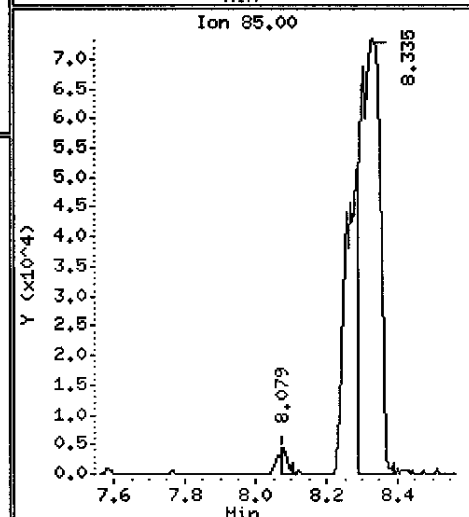
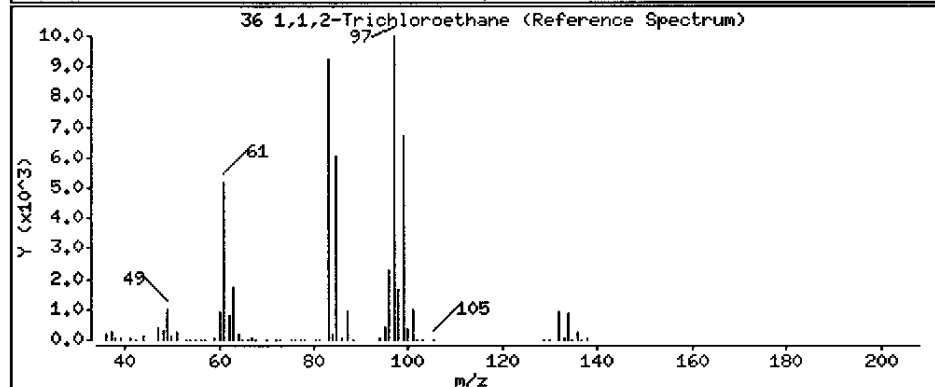
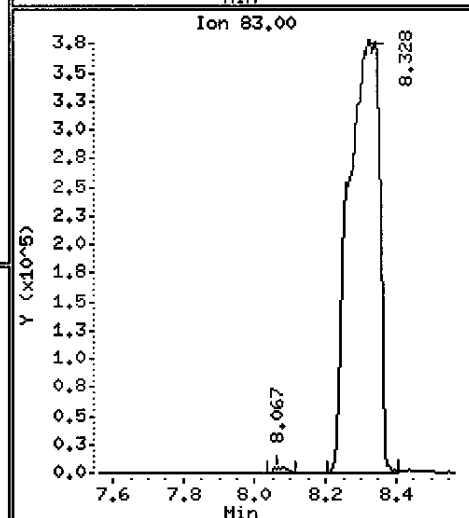
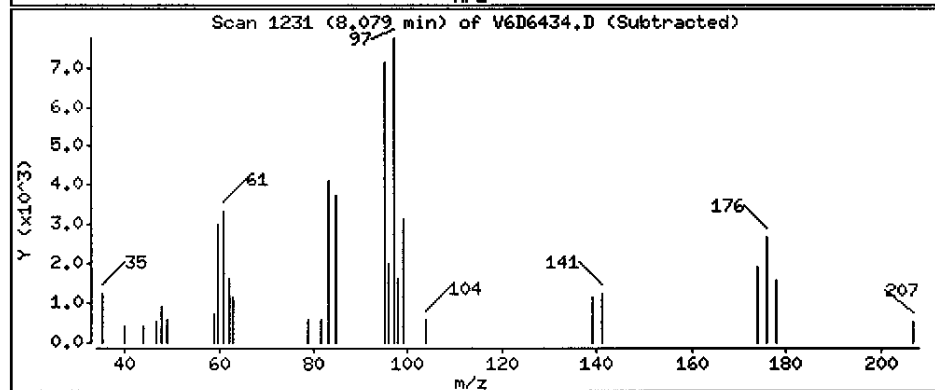
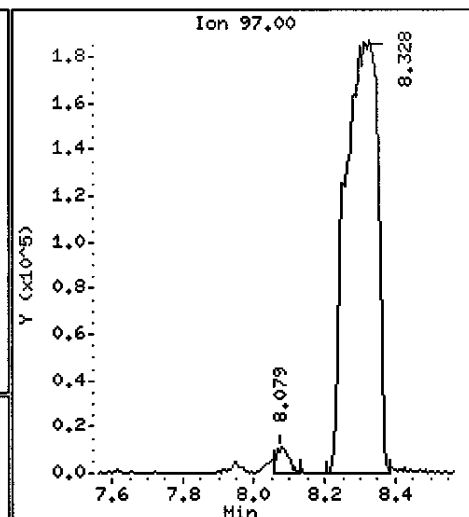
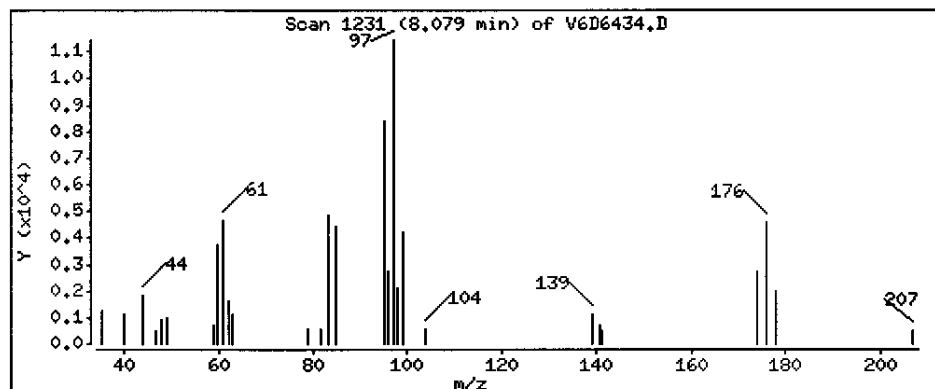
Operator: SB SRC: SB

Column phase: DB-624

Column diameter: 0.25

36 1,1,2-Trichloroethane

Concentration: 3 ug/L



Data File: \\AVOCADRO\ORGANICS\organic\voa\6.i\050603.B\V6D6434.D

Date : 03-JUN-2005 19:36

Client ID: MW-7

Instrument: V6.i

Sample Info: ,D0618-08A,18379

Purge Volume: 5.0

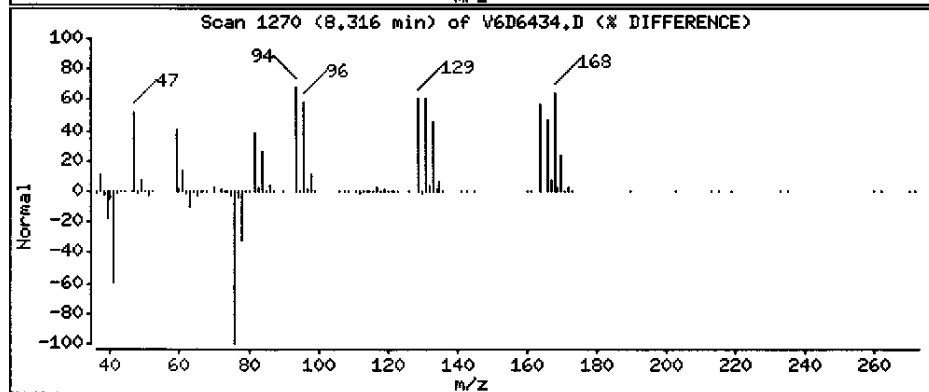
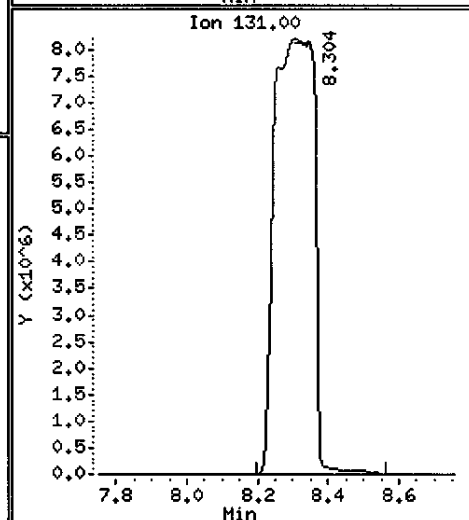
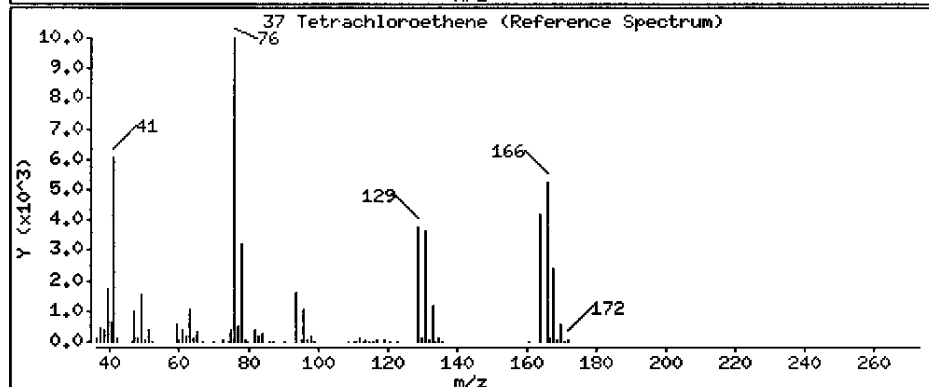
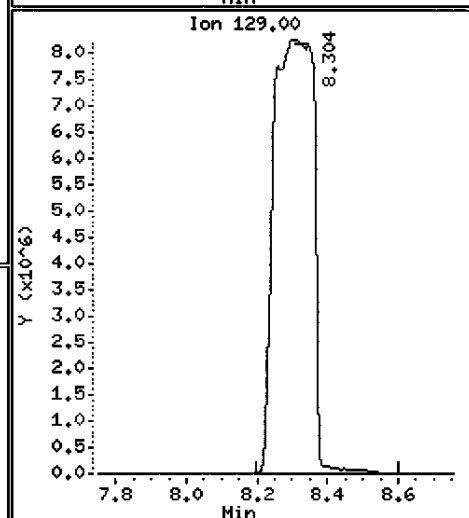
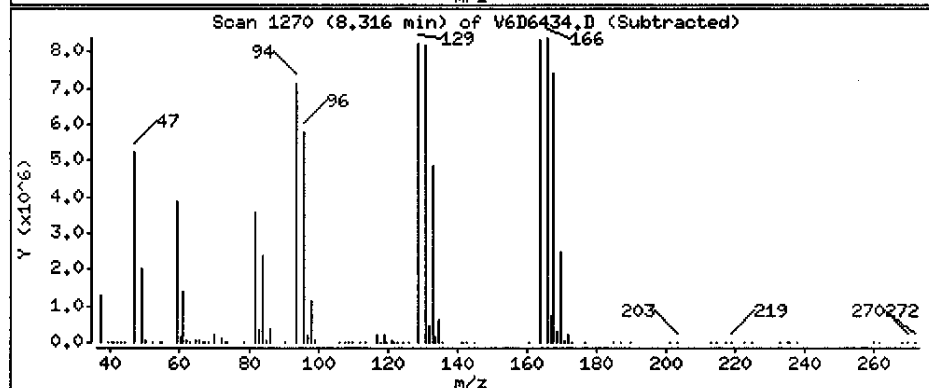
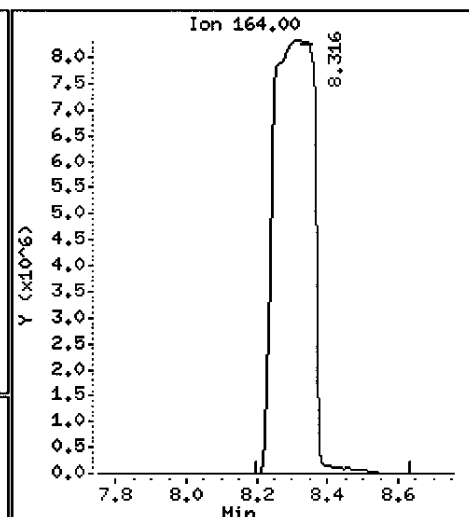
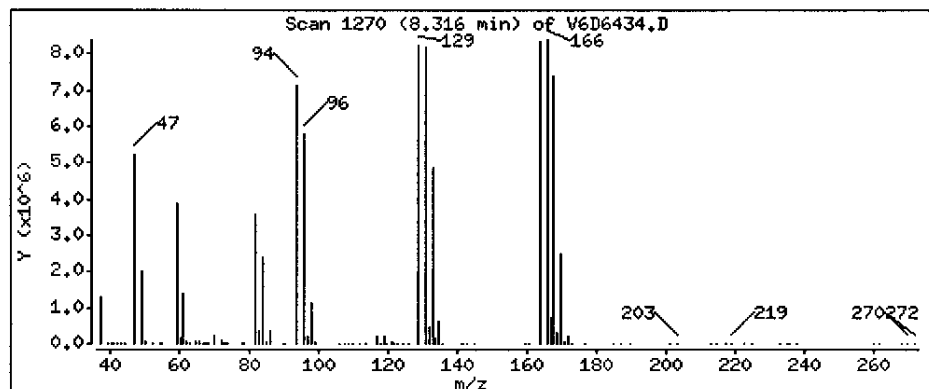
Operator: SB SRC: SB

Column phase: DB-624

Column diameter: 0.25

37 Tetrachloroethene

Concentration: 5600 ug/L



Data File: \\AVOCADRO\ORGANICS\organic\voa\V6.i\050603.B\V6D6434.D

Date : 03-JUN-2005 19:36

Client ID: MW-7

Instrument: V6.i

Sample Info: ,D0618-08A,18379

Purge Volume: 5.0

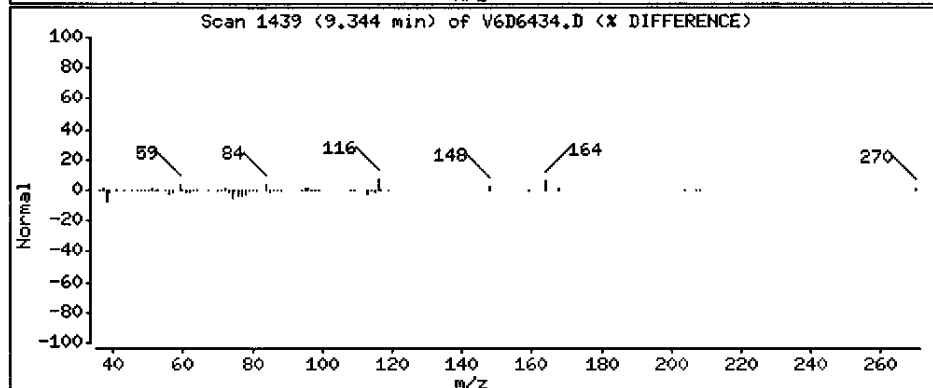
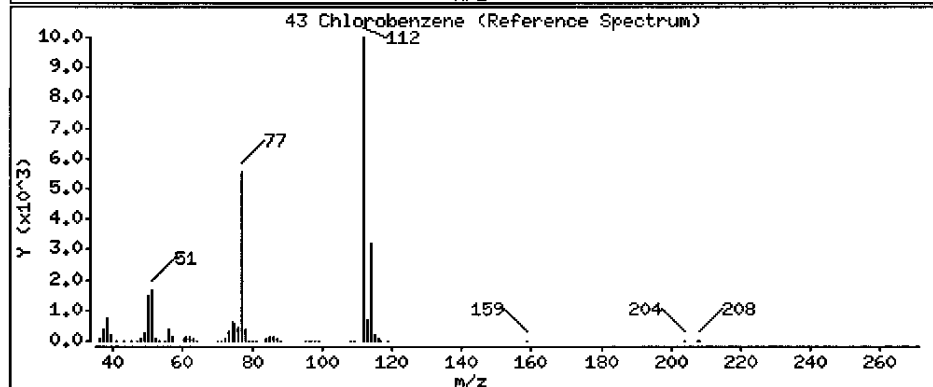
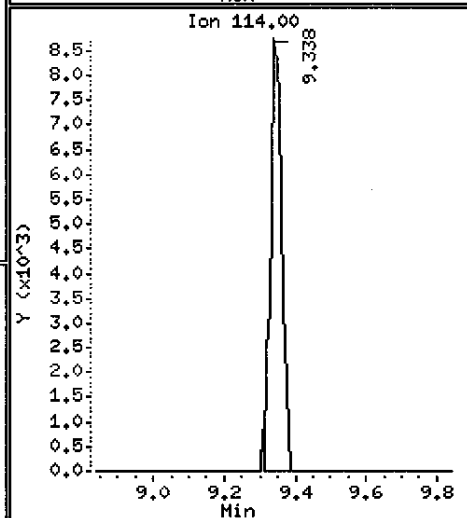
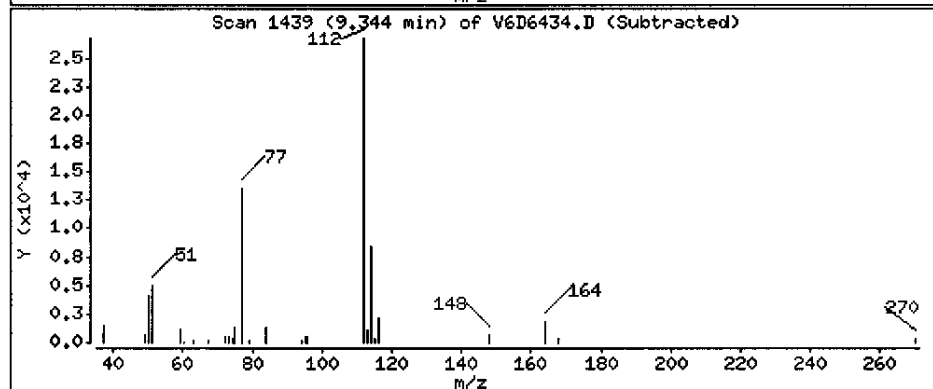
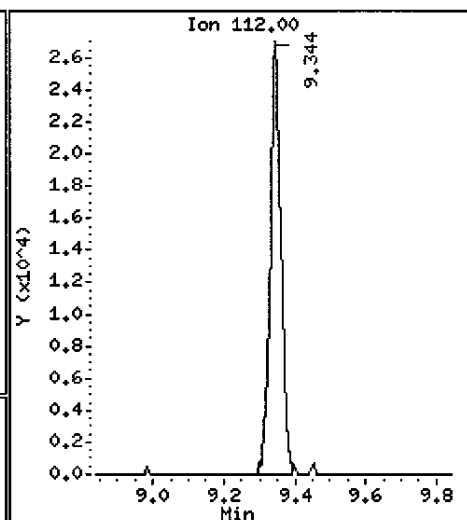
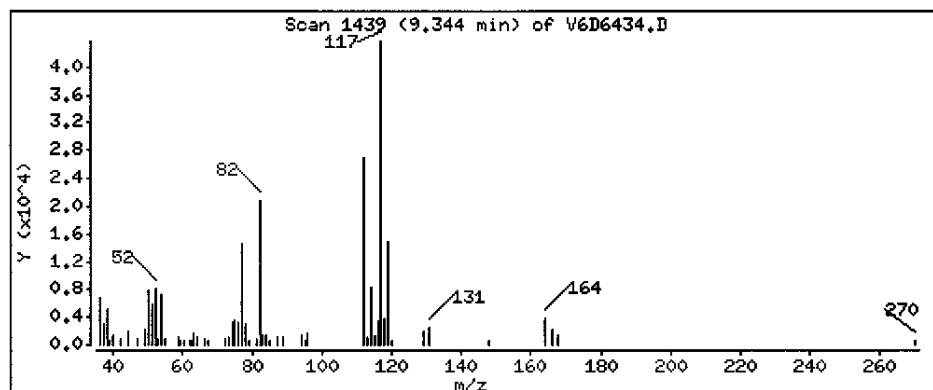
Operator: SB SRC: SB

Column phase: DB-624

Column diameter: 0.25

43 Chlorobenzene

Concentration: 2 ug/L



1A  
VOLATILE ORGANICS ANALYSIS DATA SHEET

EPA SAMPLE NO.

MW-7DL

Lab Name: MITKEM CORPORATION Contract: \_\_\_\_\_

Lab Code: MITKEM Case No.: \_\_\_\_\_ SAS No.: \_\_\_\_\_ SDG No.: MD0618

Matrix: (soil/water) WATER Lab Sample ID: D0618-08ADL

Sample wt/vol: 5.000 (g/mL) ML Lab File ID: V6D6484

Level: (low/med) LOW Date Received: 05/27/05

% Moisture: not dec. \_\_\_\_\_ Date Analyzed: 06/07/05

GC Column: DB-624 ID: 0.25 (mm) Dilution Factor: 1000.0

Soil Extract Volume: \_\_\_\_\_ (uL) Soil Aliquot Volume: \_\_\_\_\_ (uL)

CONCENTRATION UNITS:  
(ug/L or ug/Kg) UG/L Q

CAS NO.	COMPOUND		
75-71-8	Dichlorodifluoromethane	10000	U
74-87-3	Chloromethane	10000	U
75-01-4	Vinyl Chloride	10000	U
74-83-9	Bromomethane	10000	U
75-00-3	Chloroethane	10000	U
75-69-4	Trichlorofluoromethane	10000	U
75-35-4	1,1-Dichloroethene	10000	U
76-13-1	1,1,2-Trichloro-1,2,2-trifluoroethane	10000	U
67-64-1	Acetone	10000	U
75-15-0	Carbon Disulfide	10000	U
79-20-9	Methyl Acetate	10000	U
75-09-2	Methylene Chloride	10000	U
156-60-5	trans-1,2-Dichloroethene	10000	U
1634-04-4	Methyl tert-Butyl Ether	10000	U
75-34-3	1,1-Dichloroethane	10000	U
156-59-2	cis-1,2-Dichloroethene	10000	U
78-93-3	2-Butanone	10000	U
67-66-3	Chloroform	10000	U
71-55-6	1,1,1-Trichloroethane	10000	U
110-82-7	Cyclohexane	10000	U
56-23-5	Carbon Tetrachloride	10000	U
71-43-2	Benzene	10000	U
107-06-2	1,2-Dichloroethane	10000	U

1B  
VOLATILE ORGANICS ANALYSIS DATA SHEET

EPA SAMPLE NO.

MW-7DL

Lab Name: MITKEM CORPORATION Contract: \_\_\_\_\_

Lab Code: MITKEM Case No.: \_\_\_\_\_ SAS No.: \_\_\_\_\_ SDG No.: MD0618

Matrix: (soil/water) WATER Lab Sample ID: D0618-08ADL

Sample wt/vol: 5.000 (g/mL) ML Lab File ID: V6D6484

Level: (low/med) LOW Date Received: 05/27/05

% Moisture: not dec. \_\_\_\_\_ Date Analyzed: 06/07/05

GC Column: DB-624 ID: 0.25 (mm) Dilution Factor: 1000.0

Soil Extract Volume: \_\_\_\_\_ (uL) Soil Aliquot Volume: \_\_\_\_\_ (uL)

CONCENTRATION UNITS:  
(ug/L or ug/Kg) UG/L Q

CAS NO.	COMPOUND		
79-01-6	Trichloroethene	10000	U
108-87-2	Methylcyclohexane	10000	U
78-87-5	1,2-Dichloropropane	10000	U
75-27-4	Bromodichloromethane	10000	U
10061-01-5	cis-1,3-Dichloropropene	10000	U
108-10-1	4-Methyl-2-Pentanone	10000	U
108-88-3	Toluene	10000	U
10061-02-6	trans-1,3-Dichloropropene	10000	U
79-00-5	1,1,2-Trichloroethane	10000	U
127-18-4	Tetrachloroethene	73000	D
591-78-6	2-Hexanone	10000	U
124-48-1	Dibromochloromethane	10000	U
106-93-4	1,2-Dibromoethane	10000	U
108-90-7	Chlorobenzene	10000	U
100-41-4	Ethylbenzene	10000	U
1330-20-7	Xylene (Total)	10000	U
100-42-5	Styrene	10000	U
75-25-2	Bromoform	10000	U
98-82-8	Isopropylbenzene	10000	U
79-34-5	1,1,2,2-Tetrachloroethane	10000	U
541-73-1	1,3-Dichlorobenzene	10000	U
106-46-7	1,4-Dichlorobenzene	10000	U
95-50-1	1,2-Dichlorobenzene	10000	U
96-12-8	1,2-Dibromo-3-chloropropane	10000	U
120-82-1	1,2,4-Trichlorobenzene	10000	U



1F  
VOLATILE ORGANICS ANALYSIS DATA SHEET  
TENTATIVELY IDENTIFIED COMPOUNDS

EPA SAMPLE NO.

MW-7DL

Lab Name: MITKEM CORPORATION Contract: \_\_\_\_\_

Lab Code: MITKEM Case No.: \_\_\_\_\_ SAS No.: \_\_\_\_\_ SDG No.: MD0618

Matrix: (soil/water) WATER

Lab Sample ID: D0618-08ADL

Sample wt/vol: 5.000 (g/mL) ML

Lab File ID: V6D6484

Level: (low/med) LOW

Date Received: 05/27/05

% Moisture: not dec. \_\_\_\_\_

Date Analyzed: 06/07/05

GC Column: DB-624 ID: 0.25 (mm)

Dilution Factor: 1000.0

Soil Extract Volume: \_\_\_\_\_ (uL)

Soil Aliquot Volume: \_\_\_\_\_ (uL)

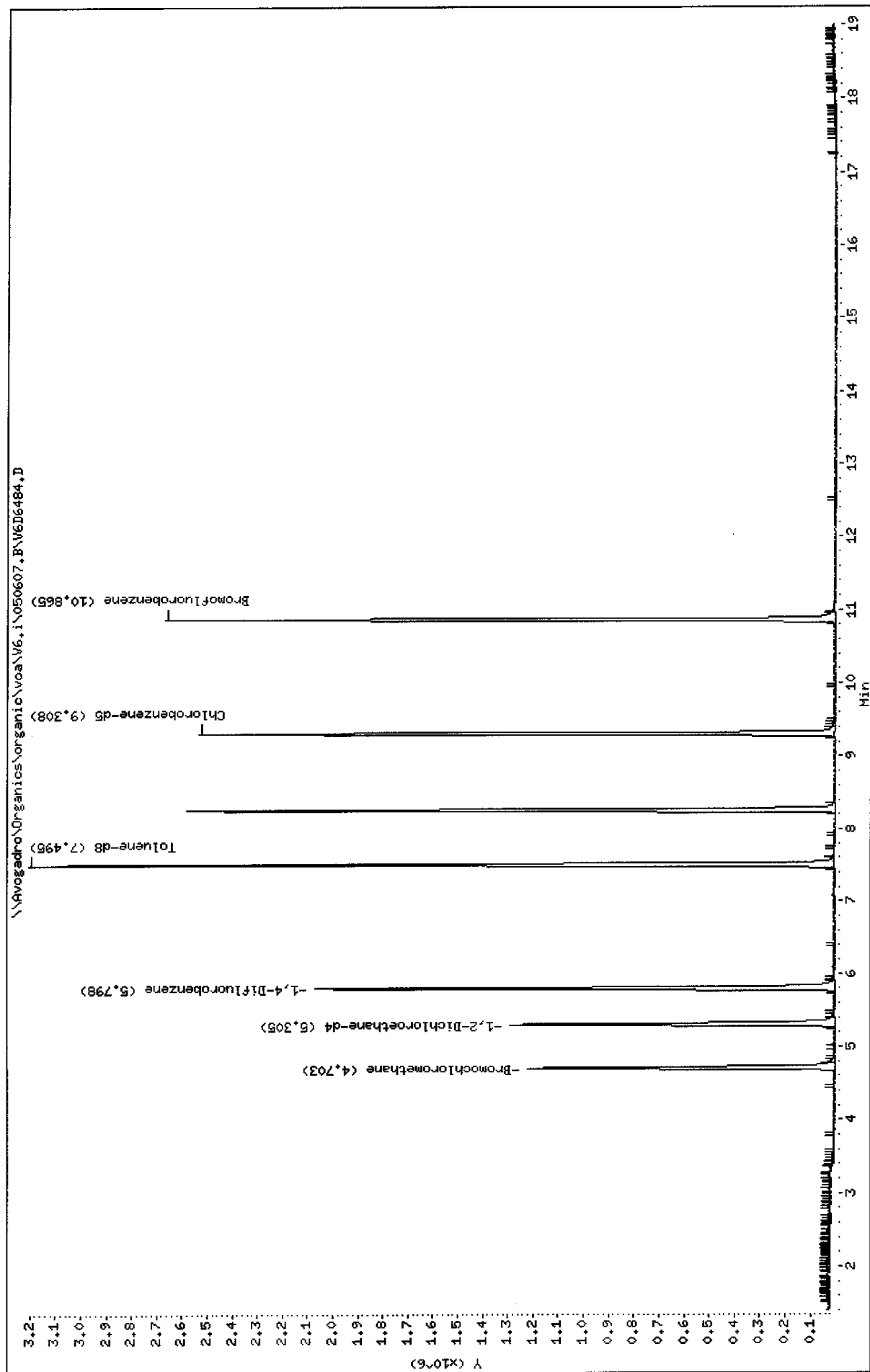
Number TICs found: 0

CONCENTRATION UNITS:  
(ug/L or ug/Kg) ug/L

CAS NUMBER	COMPOUND NAME	RT	EST. CONC.	Q
1.				
2.				
3.				
4.				
5.				
6.				
7.				
8.				
9.				
10.				
11.				
12.				
13.				
14.				
15.				
16.				
17.				
18.				
19.				
20.				
21.				
22.				
23.				
24.				
25.				
26.				
27.				
28.				
29.				
30.				

Data File: \\Avogadro\Organics\organic\voa\6.i\050607.B\6D6484.D  
 Date : 07-JUN-2005 12:07  
 Client ID: MN-7DL  
 Sample Info: D0618-08ADL18423,1000X  
 Purge Volume: 5.0  
 Column phase: DB-624

Instrument: V6.i  
 Operator: SB SRC: SB  
 Column diameter: 0.25



Data File: \\Avogadro\Organics\organic\voa\V6.i\050607.B\V6D6484.D  
 Report Date: 24-Jun-2005 17:57

Mitkem Corporation

CLP OLM4.X - Water and Medium Soils

Data file : \\Avogadro\Organics\organic\voa\V6.i\050607.B\V6D6484.D  
 Lab Smp Id: D0618-08ADL Client Smp ID: MW-7DL  
 Inj Date : 07-JUN-2005 12:07  
 Operator : SB SRC: SB Inst ID: V6.i  
 Smp Info : ,D0618-08ADL,18423,1000X  
 Misc Info : ,1,3  
 Comment :  
 Method : \\AVOGADRO\ORGANICS\organic\voa\V6.i\050607.B\v6clp4s.m  
 Meth Date : 24-Jun-2005 17:55 mtl Quant Type: ISTD  
 Cal Date : 07-JUN-2005 09:57 Cal File: V6D6481.D  
 Als bottle: 4  
 Dil Factor: 1000.00000  
 Integrator: HP RTE Compound Sublist: CLP4.sub  
 Target Version: 4.12  
 Processing Host: TARGET10

Concentration Formula: Amt \* DF \* Uf \* 5/Vo \* CpndVariable

Name	Value	Description
DF	1000.000	Dilution Factor
Uf	1.000	ng unit correction factor
Vo	5.000	Sample Volume purged (mL)
Va	10.000	LCS Aliquot Volume
Cpnd Variable		Local Compound Variable

Compounds	QUANT SIG	RT	EXP RT	REL RT	RESPONSE	CONCENTRATIONS	
						ON-COLUMN ( ug/L)	FINAL ( ug/L)
* 18 Bromochloromethane	128	4.702	4.699 (1.000)		387685	50.0000	
\$ 23 1,2-Dichloroethane-d4	65	5.304	5.302 (1.128)		1181349	49.2331	49
* 26 1,4-Difluorobenzene	114	5.797	5.794 (1.000)		1732930	50.0000	
\$ 33 Toluene-d8	98	7.494	7.492 (0.805)		2374113	45.8778	46
37 Tetrachloroethene	164	8.255	8.258 (0.887)		725809	73.2295	73000
* 42 Chlorobenzene-d5	117	9.307	9.304 (1.000)		1725656	50.0000	
\$ 50 Bromofluorobenzene	95	10.865	10.862 (1.167)		946343	45.1703	45

KL  
6/27/05

Data File: \\Avogadro\Organics\organic\voa\V6.i\050607.B\V6D6484.D  
Report Date: 24-Jun-2005 17:57

Mitkem Corporation

CLP OLM4.X - Water and Medium Soils

Data file : \\Avogadro\Organics\organic\voa\V6.i\050607.B\V6D6484.D  
Lab Smp Id: D0618-08ADL Client Smp ID: MW-7DL  
Inj Date : 07-JUN-2005 12:07  
Operator : SB SRC: SB Inst ID: V6.i  
Smp Info : ,D0618-08ADL,18423,1000X  
Misc Info : ,1,3  
Comment :  
Method : \\AVOGADRO\ORGANICS\organic\voa\V6.i\050607.B\v6clp4s.m  
Meth Date : 24-Jun-2005 17:55 mtl Quant Type: ISTD  
Cal Date : 07-JUN-2005 09:57 Cal File: V6D6481.D  
Als bottle: 4  
Dil Factor: 1000.00000  
Integrator: HP RTE Compound Sublist: CLP4.sub  
Target Version: 4.12  
Processing Host: TARGET10

- NO TENTATIVELY IDENTIFIED COMPOUNDS -

Data File: \\Avogadro\Organics\organic\voa\V6.i\050607.B\V6D6484.D

Date : 07-JUN-2005 12:07

Client ID: MW-7DL

Instrument: V6.i

Sample Info: ,D0618-08ADL,18423,1000X

Purge Volume: 5.0

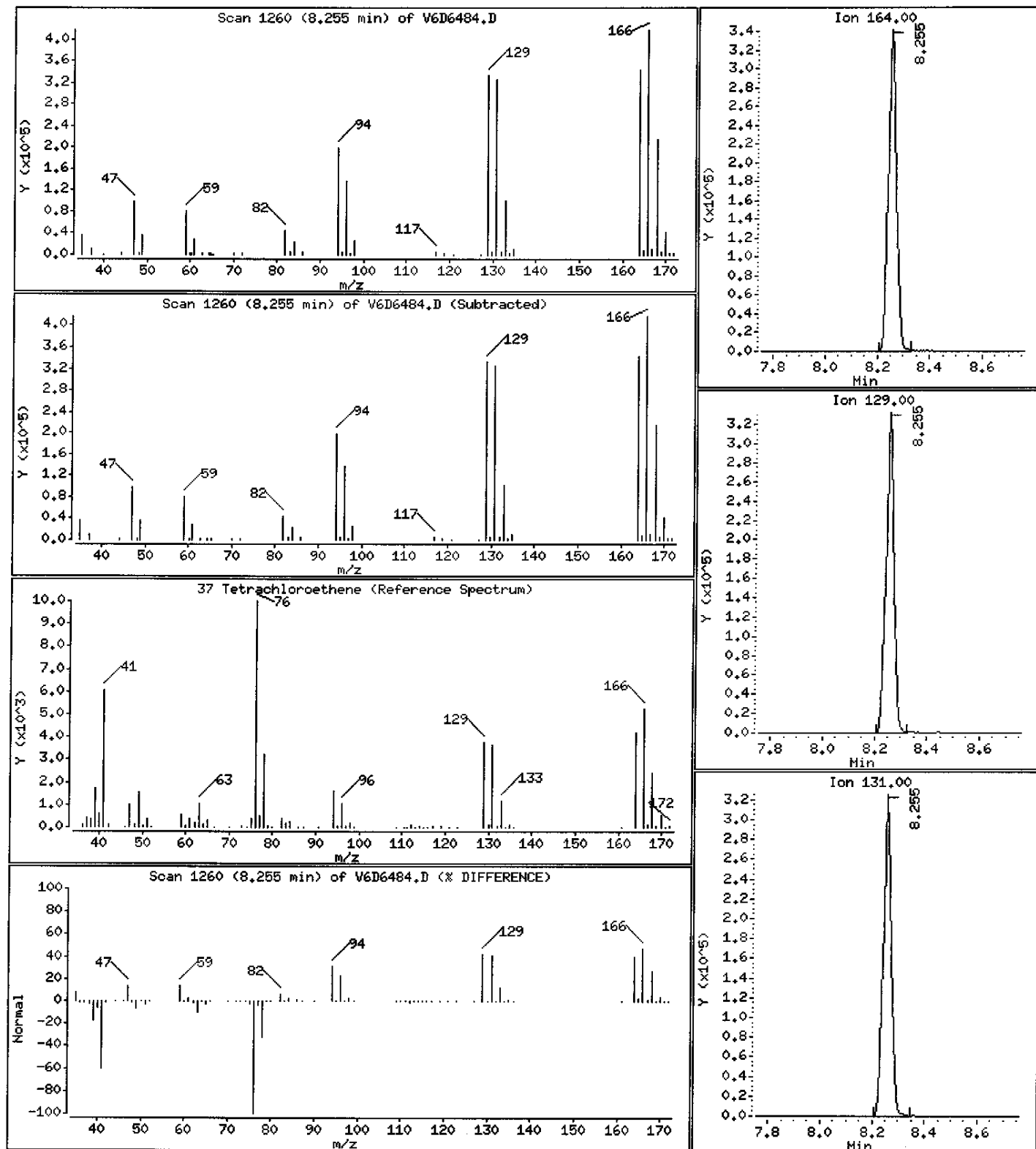
Operator: SB SRC: SB

Column phase: DB-624

Column diameter: 0.25

37 Tetrachloroethene

Concentration: 73000 ug/L



1A  
VOLATILE ORGANICS ANALYSIS DATA SHEET

EPA SAMPLE NO.

PW-3

Lab Name: MITKEM CORPORATION Contract: \_\_\_\_\_

Lab Code: MITKEM Case No.: \_\_\_\_\_ SAS No.: \_\_\_\_\_ SDG No.: MD0618

Matrix: (soil/water) WATER Lab Sample ID: D0618-07A

Sample wt/vol: 5.000 (g/mL) ML Lab File ID: V6D6409

Level: (low/med) LOW Date Received: 05/27/05

% Moisture: not dec. \_\_\_\_\_ Date Analyzed: 06/02/05

GC Column: DB-624 ID: 0.25 (mm) Dilution Factor: 1.0

Soil Extract Volume: \_\_\_\_\_ (uL) Soil Aliquot Volume: \_\_\_\_\_ (uL)

CONCENTRATION UNITS:  
(ug/L or ug/Kg) UG/L Q

CAS NO.	COMPOUND		
75-71-8	Dichlorodifluoromethane	10	U
74-87-3	Chloromethane	10	U
75-01-4	Vinyl Chloride	5400	E
74-83-9	Bromomethane	10	U
75-00-3	Chloroethane	10	U
75-69-4	Trichlorofluoromethane	10	U
75-35-4	1,1-Dichloroethene	86	
76-13-1	1,1,2-Trichloro-1,2,2-trifluoroethane	10	U
67-64-1	Acetone	36	
75-15-0	Carbon Disulfide	3	J
79-20-9	Methyl Acetate	10	U
75-09-2	Methylene Chloride	10	U
156-60-5	trans-1,2-Dichloroethene	650	E
1634-04-4	Methyl tert-Butyl Ether	10	U
75-34-3	1,1-Dichloroethane	18	
156-59-2	cis-1,2-Dichloroethene	11000	E
78-93-3	2-Butanone	10	U
67-66-3	Chloroform	10	U
71-55-6	1,1,1-Trichloroethane	14	
110-82-7	Cyclohexane	10	U
56-23-5	Carbon Tetrachloride	10	U
71-43-2	Benzene	10	U
107-06-2	1,2-Dichloroethane	10	U

1B  
VOLATILE ORGANICS ANALYSIS DATA SHEET

EPA SAMPLE NO.

PW-3

Lab Name: MITKEM CORPORATION Contract: \_\_\_\_\_

Lab Code: MITKEM Case No.: \_\_\_\_\_ SAS No.: \_\_\_\_\_ SDG No.: MD0618

Matrix: (soil/water) WATER Lab Sample ID: D0618-07A

Sample wt/vol: 5.000 (g/mL) ML Lab File ID: V6D6409

Level: (low/med) LOW Date Received: 05/27/05

% Moisture: not dec. \_\_\_\_\_ Date Analyzed: 06/02/05

GC Column: DB-624 ID: 0.25 (mm) Dilution Factor: 1.0

Soil Extract Volume: \_\_\_\_\_ (uL) Soil Aliquot Volume: \_\_\_\_\_ (uL)

CONCENTRATION UNITS:  
(ug/L or ug/Kg) UG/L Q

CAS NO.	COMPOUND		
79-01-6	Trichloroethene	2700	E
108-87-2	Methylcyclohexane	10	U
78-87-5	1,2-Dichloropropane	10	U
75-27-4	Bromodichloromethane	10	U
10061-01-5	cis-1,3-Dichloropropene	10	U
108-10-1	4-Methyl-2-Pentanone	10	U
108-88-3	Toluene	170	
10061-02-6	trans-1,3-Dichloropropene	10	U
79-00-5	1,1,2-Trichloroethane	10	U
127-18-4	Tetrachloroethene	7500	E
591-78-6	2-Hexanone	10	U
124-48-1	Dibromochloromethane	10	U
106-93-4	1,2-Dibromoethane	10	U
108-90-7	Chlorobenzene	7	J
100-41-4	Ethylbenzene	6	J
1330-20-7	Xylene (Total)	6	J
100-42-5	Styrene	10	U
75-25-2	Bromoform	10	U
98-82-8	Isopropylbenzene	10	U
79-34-5	1,1,2,2-Tetrachloroethane	10	U
541-73-1	1,3-Dichlorobenzene	10	U
106-46-7	1,4-Dichlorobenzene	10	U
95-50-1	1,2-Dichlorobenzene	10	U
96-12-8	1,2-Dibromo-3-chloropropane	10	U
120-82-1	1,2,4-Trichlorobenzene	10	U

1F  
VOLATILE ORGANICS ANALYSIS DATA SHEET  
TENTATIVELY IDENTIFIED COMPOUNDS

EPA SAMPLE NO.

PW-3

Lab Name: MITKEM CORPORATION Contract: \_\_\_\_\_

Lab Code: MITKEM Case No.: \_\_\_\_\_ SAS No.: \_\_\_\_\_ SDG No.: MD0618

Matrix: (soil/water) WATER Lab Sample ID: D0618-07A

Sample wt/vol: 5.000 (g/mL) ML Lab File ID: V6D6409

Level: (low/med) LOW Date Received: 05/27/05

% Moisture: not dec. \_\_\_\_\_ Date Analyzed: 06/02/05

GC Column: DB-624 ID: 0.25 (mm) Dilution Factor: 1.0

Soil Extract Volume: \_\_\_\_\_ (uL) Soil Aliquot Volume: \_\_\_\_\_ (uL)

Number TICs found: 9 CONCENTRATION UNITS:  
(ug/L or ug/Kg) ug/L

CAS NUMBER	COMPOUND NAME	RT	EST. CONC.	Q
1. 527-84-4	BENZENE, 1-METHYL-2-(1-METHY	12.28	62	NJ
2. 1758-88-9	BENZENE, 2-ETHYL-1,4-DIMETHY	12.74	7	NJ
3. 934-80-5	BENZENE, 4-ETHYL-1,2-DIMETHY	13.17	7	NJ
4. 4695-62-9	BICYCLO[2.2.1]HEPTAN-2-ONE,	13.57	9	NJ
5. 527-53-7	BENZENE, 1,2,3,5-TETRAMETHYL	13.62	5	NJ
6. 488-23-3	BENZENE, 1,2,3,4-TETRAMETHYL	13.67	7	NJ
7.	UNKNOWN	14.13	6	J
8.	CYCLIC ALKANE	14.20	12	J
9. 464-48-2	BICYCLO[2.2.1]HEPTAN-2-ONE,	14.42	26	NJ
10.				
11.				
12.				
13.				
14.				
15.				
16.				
17.				
18.				
19.				
20.				
21.				
22.				
23.				
24.				
25.				
26.				
27.				
28.				
29.				
30.				



Data File: \\AVOCADRO\ORGANICS\organic\voa\6.i\050602.B\6D6409.D

Date : 02-JUN-2005 19:27

Client ID: PU-3

Sample Info: ,D0618-07A,HN-06,18358

Purge Volume: 5.0

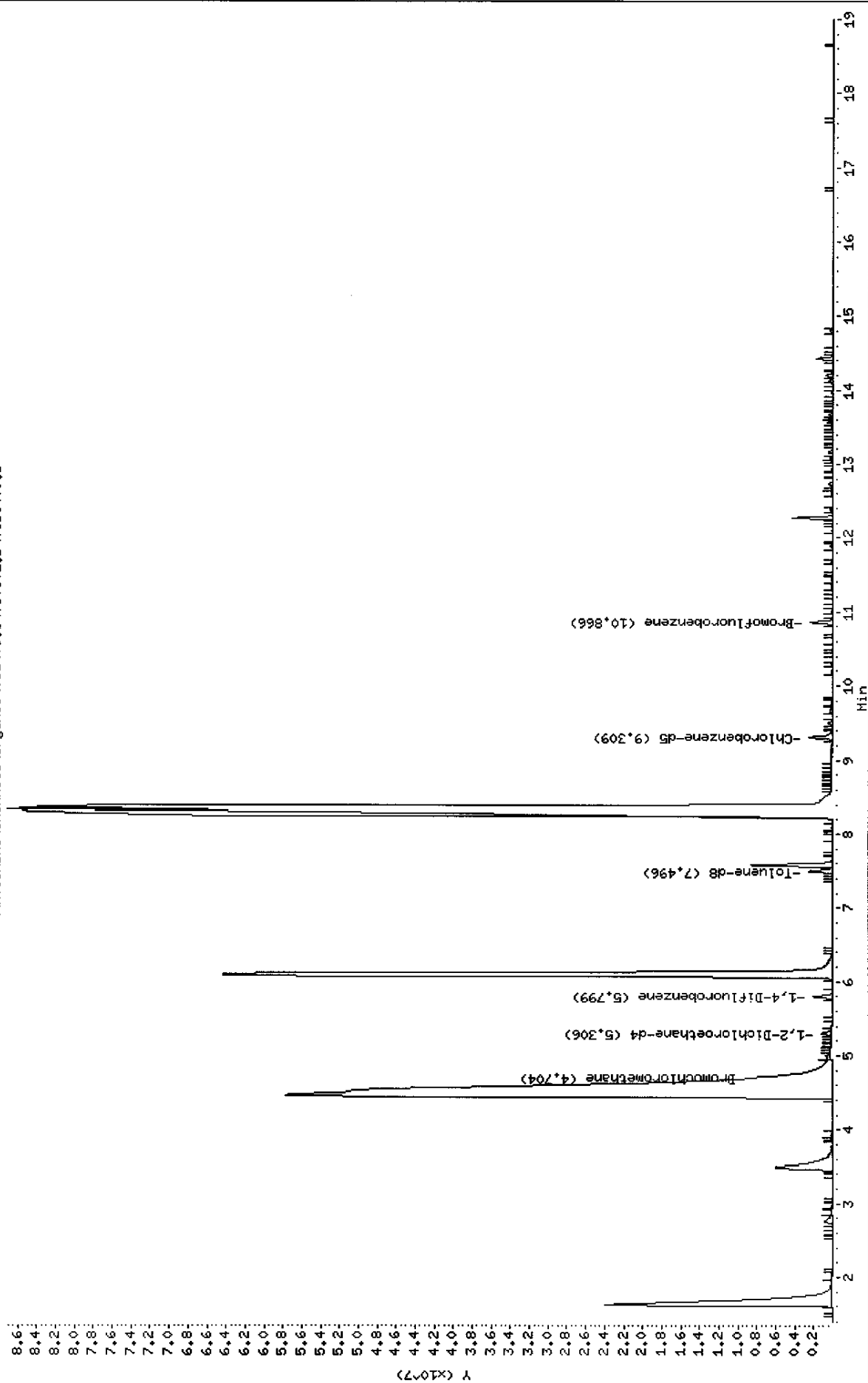
Column phase: DB-624

Instrument: V6.i

Operator: SB SRC: LIMS

Column diameter: 0.25

\\AVOCADRO\ORGANICS\organic\voa\6.i\050602.B\6D6409.D



Data File: \\AVOGADRO\ORGANICS\organic\voa\V6.i\050602.B\V6D6409.D  
Report Date: 22-Jun-2005 16:55

Mitkem Corporation

CLP OLM4.X - Water and Medium Soils

Data file : \\AVOGADRO\ORGANICS\organic\voa\V6.i\050602.B\V6D6409.D  
Lab Smp Id: D0618-07A Client Smp ID: PW-3  
Inj Date : 02-JUN-2005 19:27  
Operator : SB SRC: LIMS Inst ID: V6.i  
Smp Info : ,D0618-07A,MW-06,18358  
Misc Info : ,2  
Comment :  
Method : \\AVOGADRO\ORGANICS\organic\voa\V6.i\050602.B\v6clp4s.m  
Meth Date : 21-Jun-2005 07:32 mtl Quant Type: ISTD  
Cal Date : 02-JUN-2005 09:37 Cal File: V6D6391.D  
Als bottle: 15  
Dil Factor: 1.00000  
Integrator: HP RTE Compound Sublist: CLP4.sub  
Target Version: 4.03  
Processing Host: TARGET3

Concentration Formula: Amt \* DF \* Uf \* 5/Vo

Name	Value	Description
DF	1.000	Dilution Factor
Uf	1.000	ng unit correction factor
Vo	5.000	Sample Volume purged (mL)

Compounds	QUANT SIG							CONCENTRATIONS	
	MASS	RT	EXP RT	REL RT	RESPONSE	ON-COLUMN	FINAL	( ug/L)	( ug/L)
=====	=====	==	=====	=====	=====	=====	=====	=====	=====
3 Vinyl Chloride	62	1.625	1.635	(0.346)	52352270	5356.55	5400 (A)		
7 1,1-Dichloroethene	96	2.757	2.754	(0.586)	729551	85.9106	86		
9 Acetone	43	2.787	2.791	(0.593)	108058	35.9392	36		
10 Carbon Disulfide	76	2.958	2.955	(0.629)	63850	2.64461	3 (aM)		
13 trans-1,2-Dichloroethene	96	3.487	3.472	(0.741)	6759371	648.609	650 (A)		
15 1,1-Dichloroethane	63	3.901	3.873	(0.829)	364935	17.7087	18		
17 cis-1,2-Dichloroethene	96	4.442	4.457	(0.944)	112799522	10924.0	11000 (AQ)		
* 18 Bromochloromethane	128	4.704	4.695	(1.000)	365712	50.0000	(Q)		
20 1,1,1-Trichloroethane	97	4.989	4.981	(0.860)	241919	13.9380	14		
\$ 23 1,2-Dichloroethane-d4	65	5.306	5.303	(1.128)	887950	43.7802	44		
* 26 1,4-Difluorobenzene	114	5.798	5.796	(1.000)	1836665	50.0000			
27 Trichloroethene	130	6.085	6.088	(1.049)	35977893	2700.69	2700 (A)		
\$ 33 Toluene-d8	98	7.496	7.493	(0.805)	2061371	45.2630	45		
34 Toluene	91	7.581	7.572	(0.814)	7987609	171.017	170		
37 Tetrachloroethene	164	8.323	8.253	(0.894)	78855380	7466.67	7500 (A)		
* 42 Chlorobenzene-d5	117	9.309	9.306	(1.000)	1757972	50.0000			

MI KL  
6/22/05

Data File: \\AVOGADRO\ORGANICS\organic\voa\V6.i\050602.B\V6D6409.D  
 Report Date: 22-Jun-2005 16:55

Compounds	QUANT SIG						CONCENTRATIONS	
	MASS	RT	EXP RT	REL RT	RESPONSE	ON-COLUMN	FINAL	
						( ug/L)	( ug/L)	
=====	====	==	=====	=====	=====	=====	=====	
43 Chlorobenzene	112	9.351	9.342	(1.005)	240740	7.04838		7 (a)
44 Ethylbenzene	106	9.509	9.501	(1.022)	106239	6.33045		6 (a)
45 m,p-Xylene	106	9.668	9.659	(1.039)	100236	4.54371		5 (a)
46 o-Xylene	106	10.191	10.188	(1.095)	33932	1.62386		2 (a)
\$ 50 Bromofluorobenzene	95	10.866	10.857	(1.167)	917161	49.0875		49
M 41 Xylene (Total)	106				134168	6.16757		6 (a)

#### QC Flag Legend

- a - Target compound detected but, quantitated amount  
Below Limit Of Quantitation(BLOQ).
- A - Target compound detected but, quantitated amount  
exceeded maximum amount.
- Q - Qualifier signal failed the ratio test.
- M - Compound response manually integrated.

Data File: \\AVOGADRO\ORGANICS\organic\voa\V6.i\050602.B\V6D6409.D  
 Report Date: 22-Jun-2005 16:49

Mitkem Corporation

CLP OLM4.X - Water and Medium Soils  
 Data file : \\AVOGADRO\ORGANICS\organic\voa\V6.i\050602.B\V6D6409.D  
 Lab Smp Id: D0618-07A Client Smp ID: PW-3  
 Inj Date : 02-JUN-2005 19:27  
 Operator : SB SRC: LIMS Inst ID: V6.i  
 Smp Info : ,D0618-07A,MW-06,18358  
 Misc Info : ,2  
 Comment :  
 Method : \\AVOGADRO\ORGANICS\organic\voa\V6.i\050602.B\v6clp4s.m  
 Meth Date : 21-Jun-2005 07:32 mtl Quant Type: ISTD  
 Cal Date : 02-JUN-2005 09:37 Cal File: V6D6391.D  
 Als bottle: 15  
 Dil Factor: 1.00000  
 Integrator: HP RTE Compound Sublist: CLP4.sub  
 Target Version: 4.03  
 Processing Host: TARGET3

Concentration Formula: Amt \* DF \* Uf \* 5/Vo

Name	Value	Description
DF	1.000	Dilution Factor
Uf	1.000	ng unit correction factor
Vo	5.000	Sample Volume purged (mL)

ISTD	RT	AREA	AMOUNT
=====	=====	=====	=====
* 42 Chlorobenzene-d5	9.309	5805504	50.000

RT	AREA	CONCENTRATIONS		QUAL	QUANT		CPND #
		ON-COL( ug/L)	FINAL( ug/L)		LIBRARY	LIB ENTRY	
----	----	-----	-----	----	-----	-----	-----
Benzene, 1-methyl-2-(1-methylethyl)-					CAS #: 527-84-4		
12.277	7177154	61.8133585	62	97	NIST98.L	14405	42
Benzene, 2-ethyl-1,4-dimethyl-					CAS #: 1758-88-9		
12.740	821984	7.07935091	7	94	NIST98.L	14365	42
Benzene, 4-ethyl-1,2-dimethyl-					CAS #: 934-80-5		
13.172	846275	7.28855755	7	95	NIST98.L	14376	42

Data File: \\AVOGADRO\ORGANICS\organic\voa\V6.i\050602.B\V6D6409.D  
 Report Date: 22-Jun-2005 16:49

RT	CONCENTRATIONS			QUAL	QUANT		CPND #
	AREA	ON-COL( ug/L)	FINAL( ug/L)		LIBRARY	LIB ENTRY	
====	====	=====	=====	====	=====	=====	=====
Bicyclo[2.2.1]heptan-2-one, 1,3,3-trimet					CAS #: 4695-62-9		
13.573	1006087	8.66494106	9	94	NIST98.L	24107	42
Benzene, 1,2,3,5-tetramethyl-					CAS #: 527-53-7		
13.616	603776	5.20003087	5	93	NIST98.L	14354	42
Benzene, 1,2,3,4-tetramethyl-					CAS #: 488-23-3		
13.671	770315	6.63435078	7	97	NIST98.L	14357	42
Unknown					CAS #:		
14.133	680727	5.86277264	6	0		0	42
Cyclic Alkane					CAS #:		
14.200	1443622	12.4332185	12	0		0	42
Bicyclo[2.2.1]heptan-2-one, 1,7,7-trimet					CAS #: 464-48-2		
14.425	3053061	26.2945388	26	98	NIST98.L	24202	42

Data File: \\AVOCADRO\ORGANICS\organic\voa\V6.i\050602.B\V6D6409.D

Date : 02-JUN-2005 19:27

Client ID: PW-3

Instrument: V6.i

Sample Info: ,D0618-07A,MW-06,18358

Purge Volume: 5.0

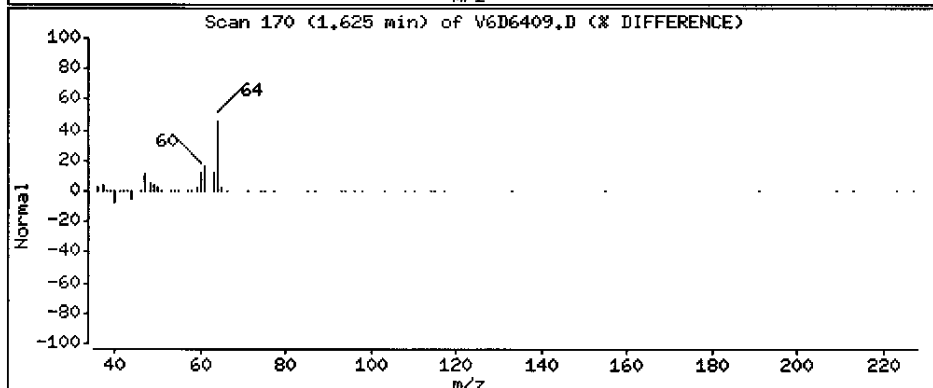
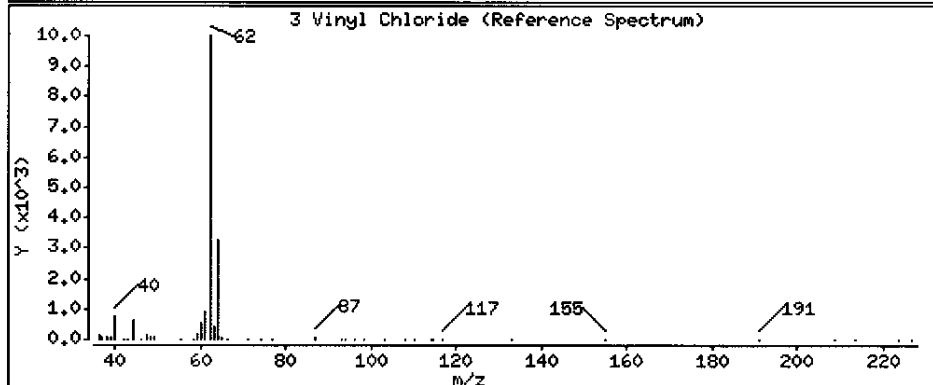
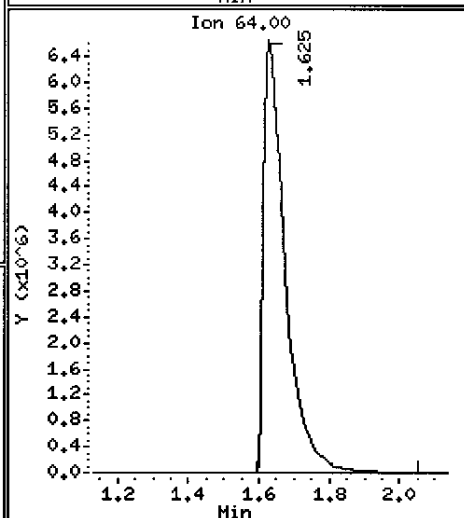
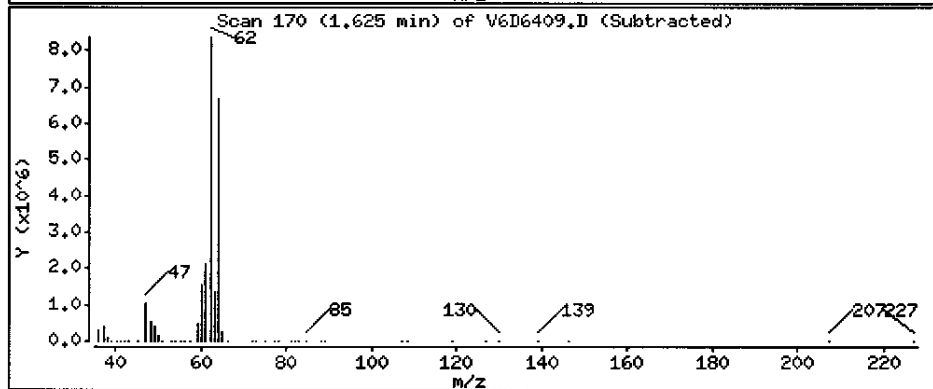
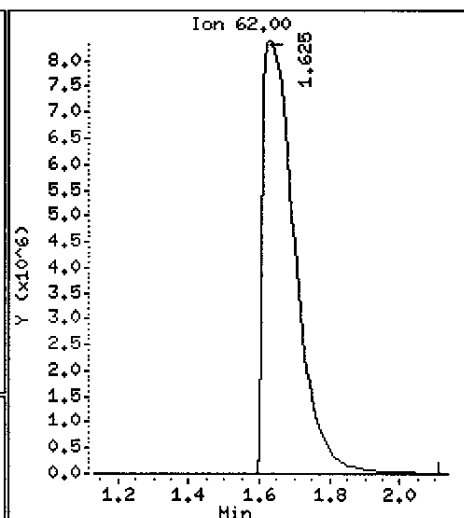
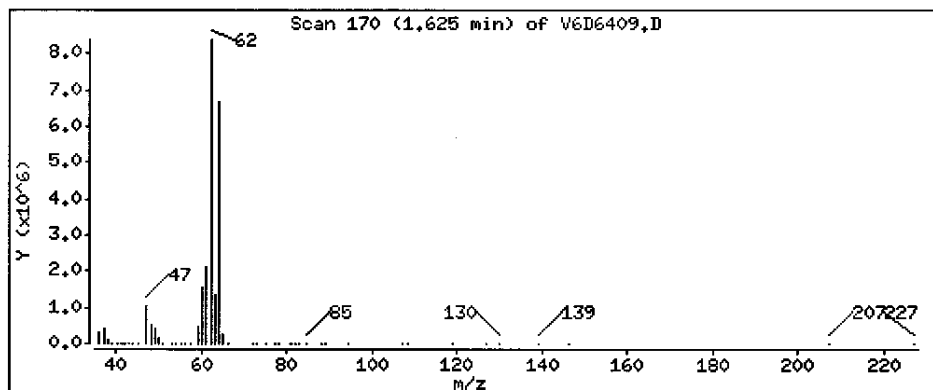
Operator: SB SRC: LIHS

Column phase: DB-624

Column diameter: 0.25

3 Vinyl Chloride

Concentration: 5400 ug/L



Data File: \\AVOCADRO\ORGANICS\organic\voa\V6.i\050602.B\V6D6409.D

Date : 02-JUN-2005 19:27

Client ID: PW-3

Instrument: V6.i

Sample Info: ,D0618-07A,MW-06,18358

Purge Volume: 5.0

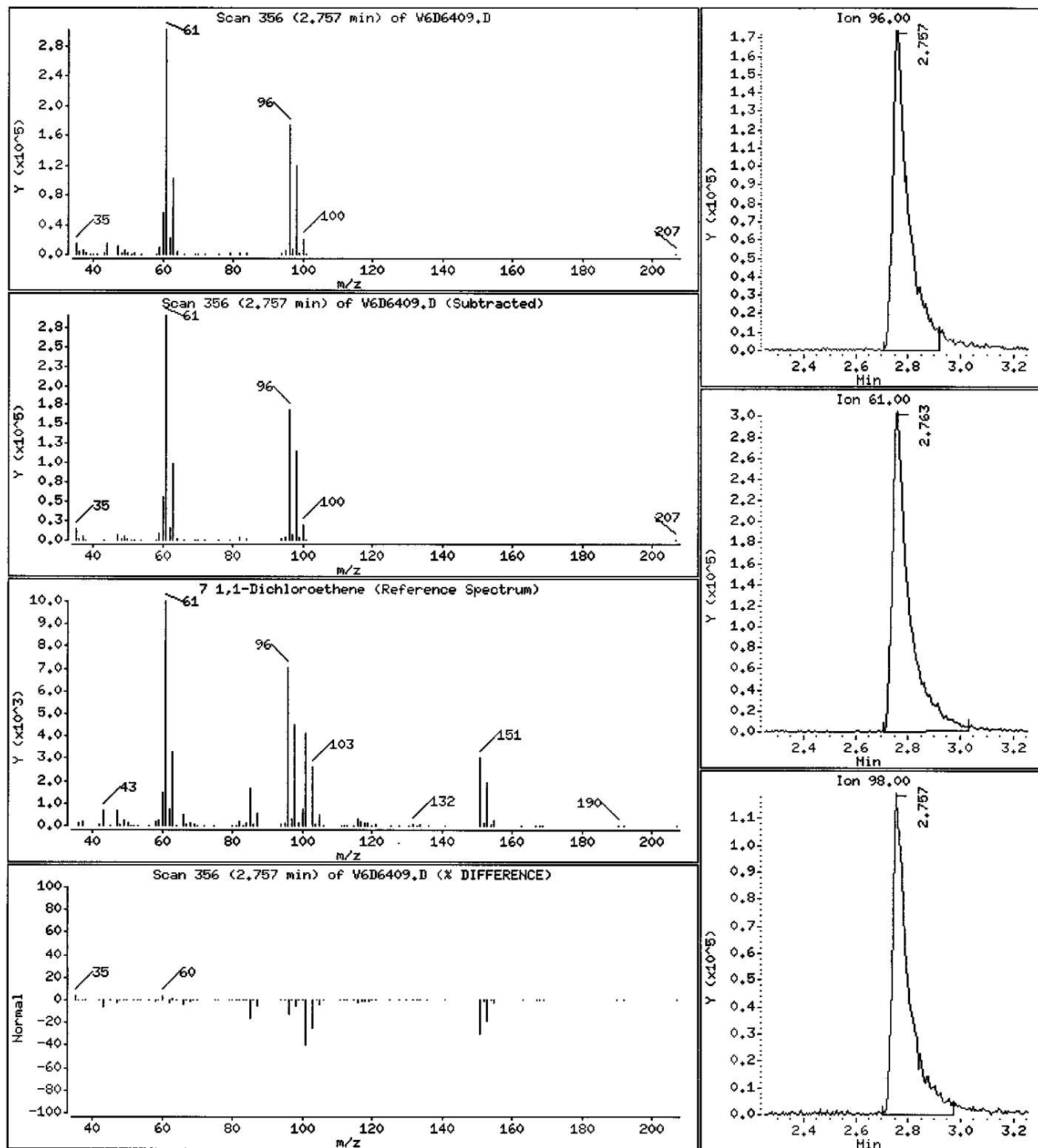
Operator: SB SRC: LIMS

Column phase: DB-624

Column diameter: 0.25

7 1,1-Dichloroethene

Concentration: 86 ug/L



Data File: \\AVOGADRO\ORGANICS\organic\voa\V6.i\050602.B\V6D6409.D

Date : 02-JUN-2005 19:27

Client ID: PW-3

Instrument: V6.i

Sample Info: ,D0618-07A,MW-06,18358

Purge Volume: 5.0

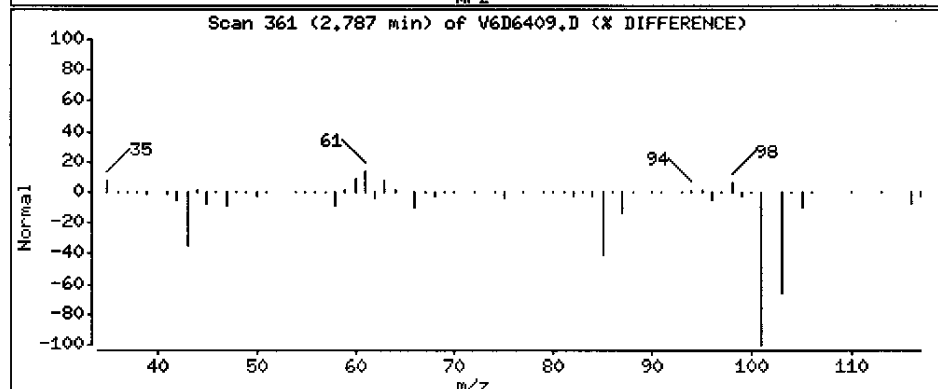
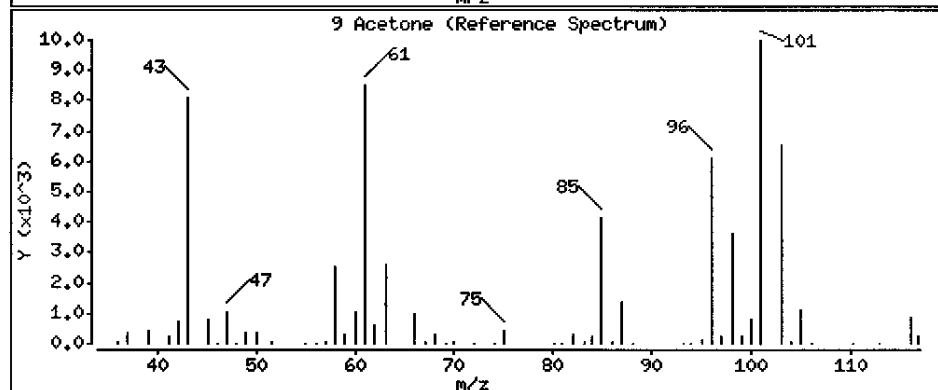
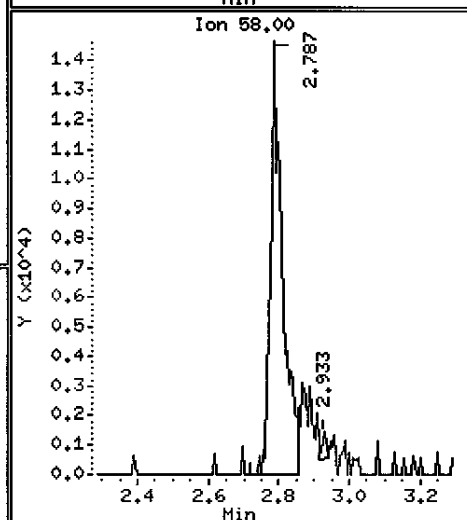
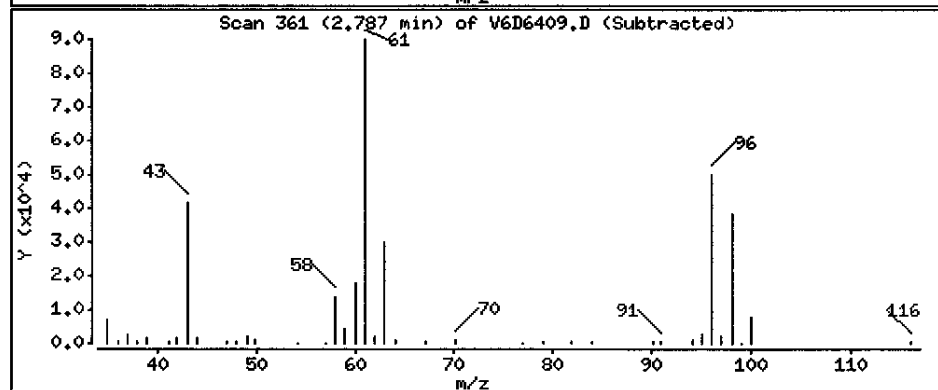
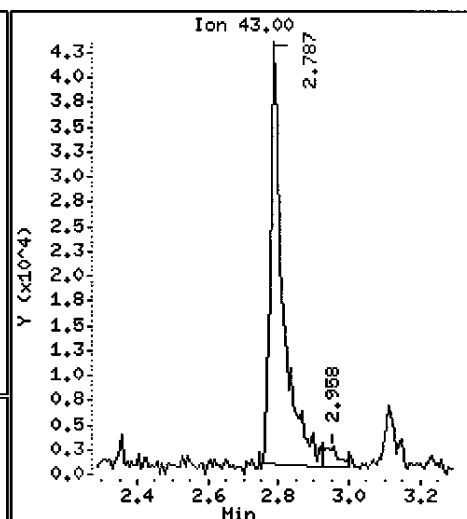
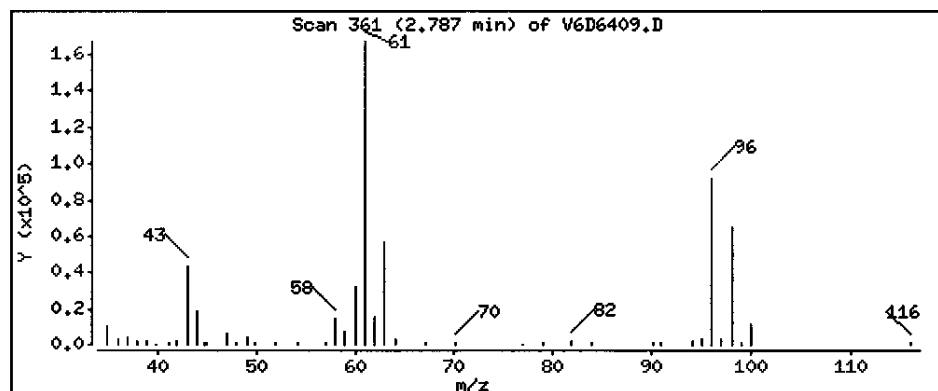
Operator: SB SRC: LIMS

Column phase: DB-624

Column diameter: 0.25

9 Acetone

Concentration: 36 ug/L





Data File: \\AVOGADRO\ORGANICS\organic\voa\V6.i\050602.B\V6D6409.D

Date : 02-JUN-2005 19:27

Client ID: PW-3

Instrument: V6.i

Sample Info: ,D0618-07A,MW-06,18358

Purge Volume: 5.0

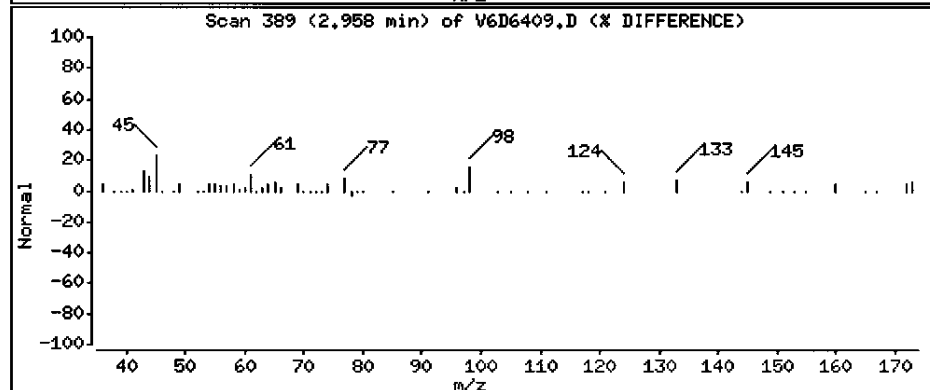
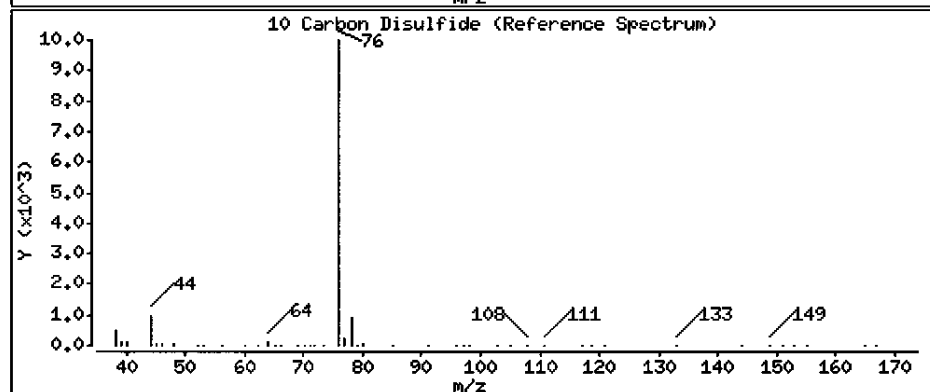
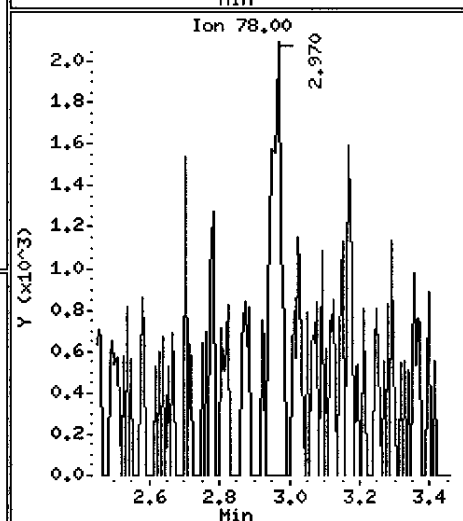
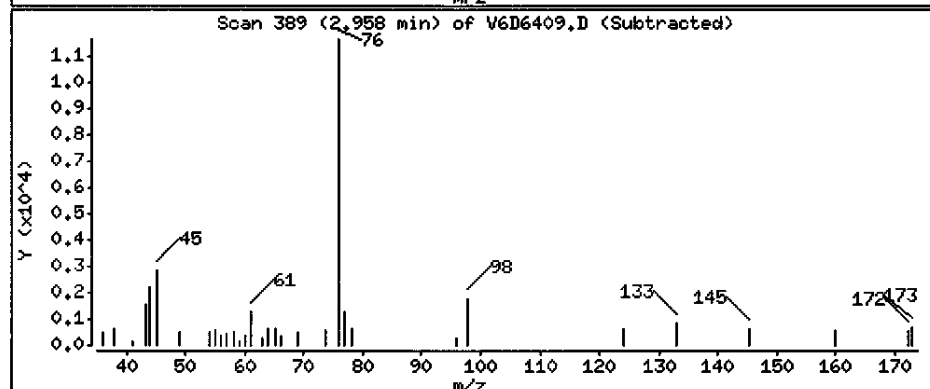
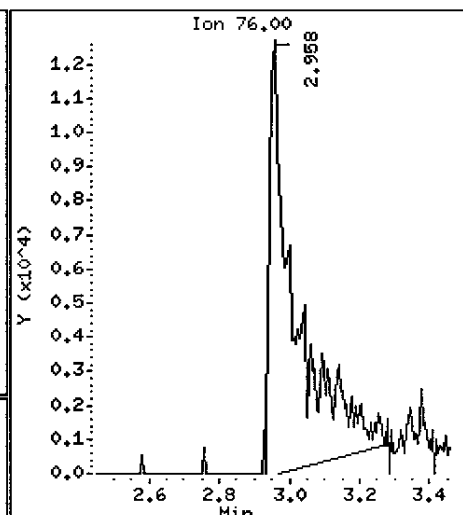
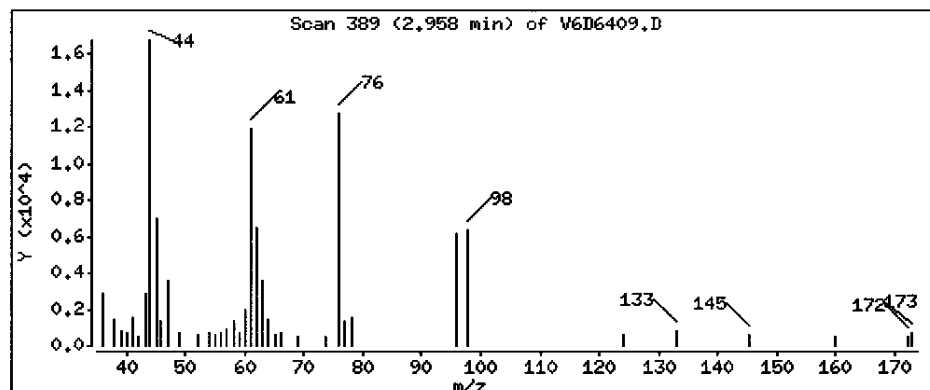
Operator: SB SRC: LIMS

Column phase: DB-624

Column diameter: 0.25

10 Carbon Disulfide

Concentration: 3 ug/L



Data File: \\AVOGADRO\ORGANICS\organic\voa\V6.i\050602.B\V6D6409.D

Date : 02-JUN-2005 19:27

Client ID: PW-3

Instrument: V6.i

Sample Info: ,D0618-07A,MW-06,18358

Purge Volume: 5.0

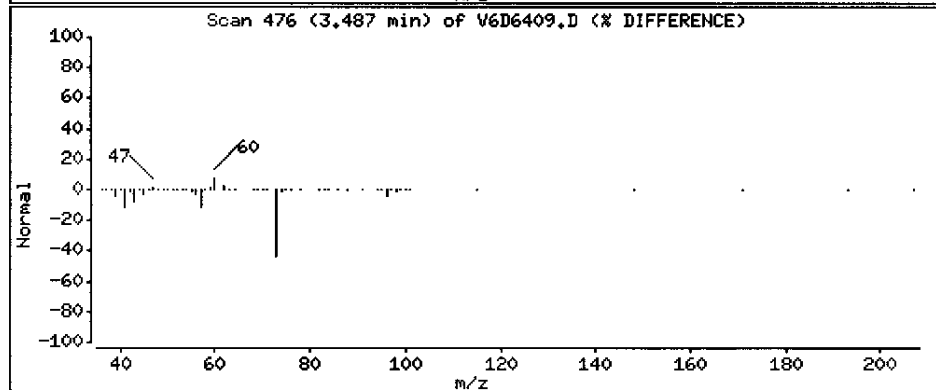
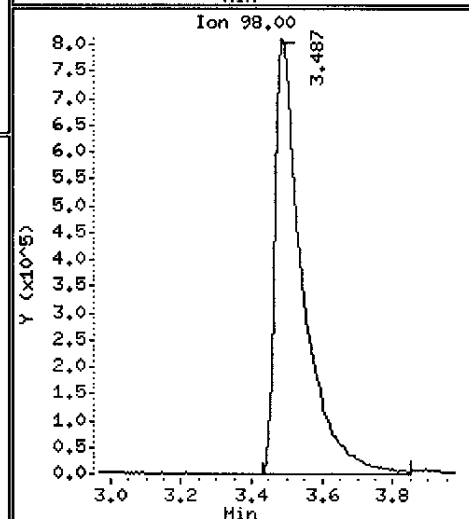
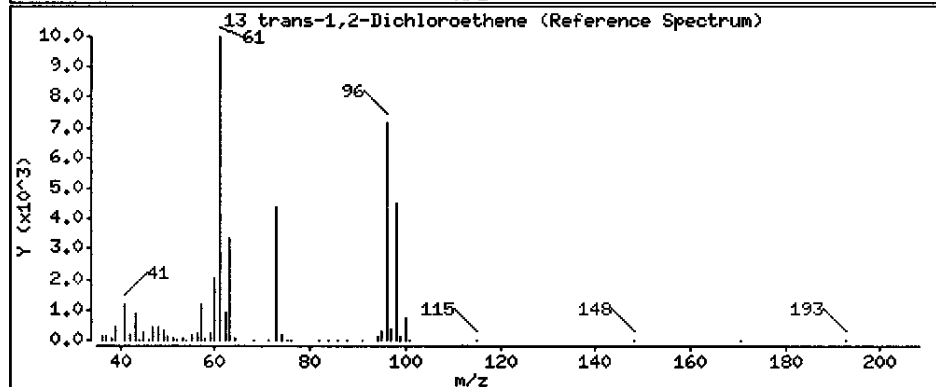
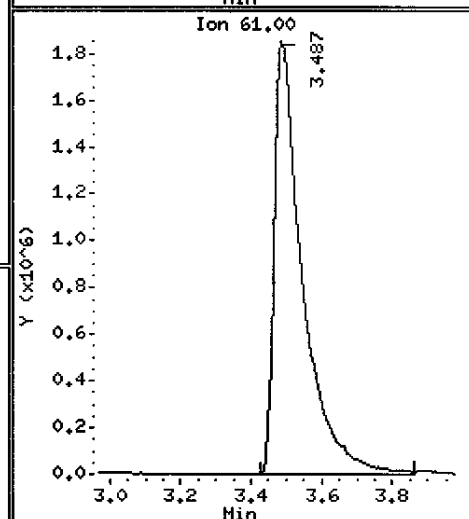
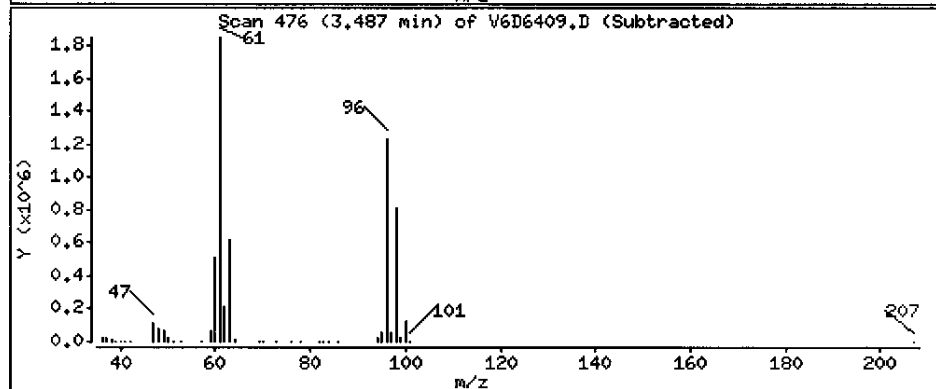
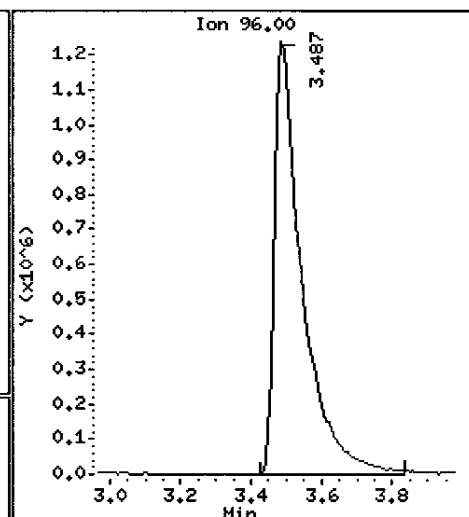
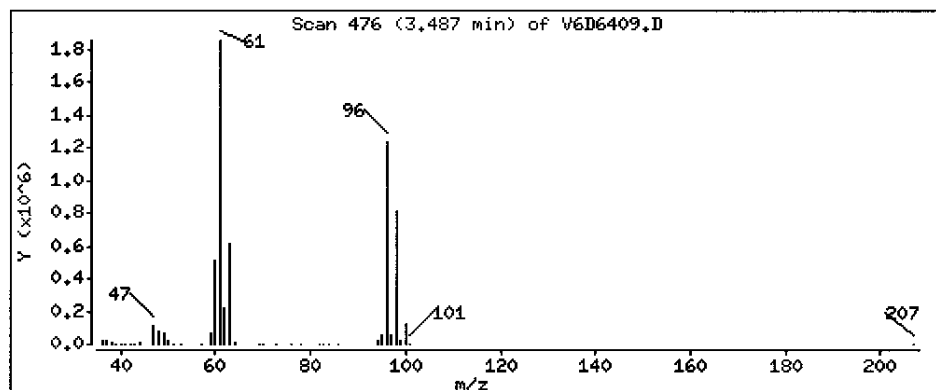
Operator: SB SRC: LINS

Column phase: DB-624

Column diameter: 0.25

13 trans-1,2-Dichloroethene

Concentration: 650 ug/L



Data File: \\AVOGADRO\ORGANICS\organic\voa\i\050602.B\6D6409.D

Date : 02-JUN-2005 19:27

Client ID: PW-3

Instrument: V6.i

Sample Info: ,D0618-07A,MM-06,18358

Purge Volume: 5.0

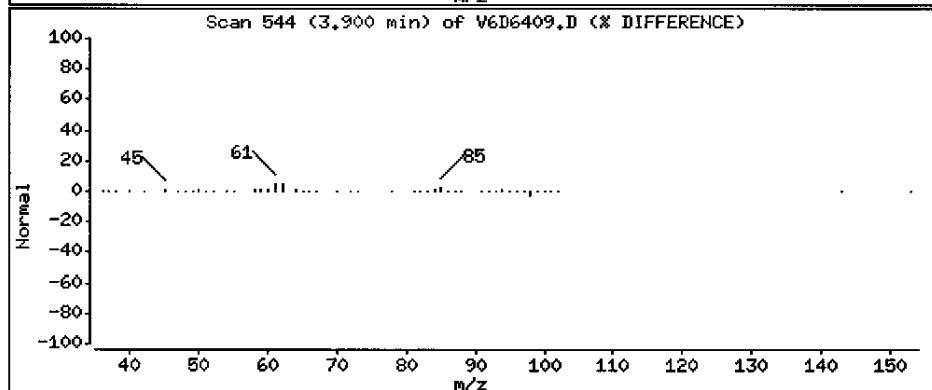
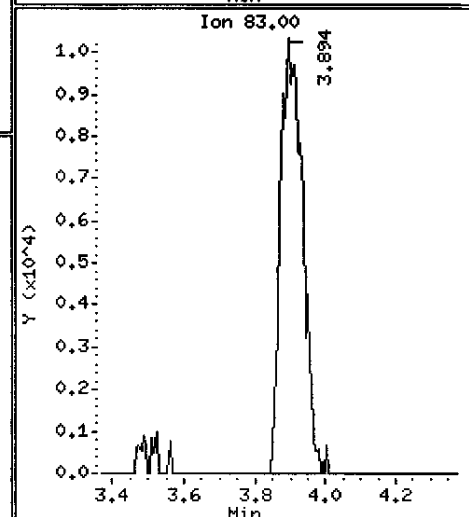
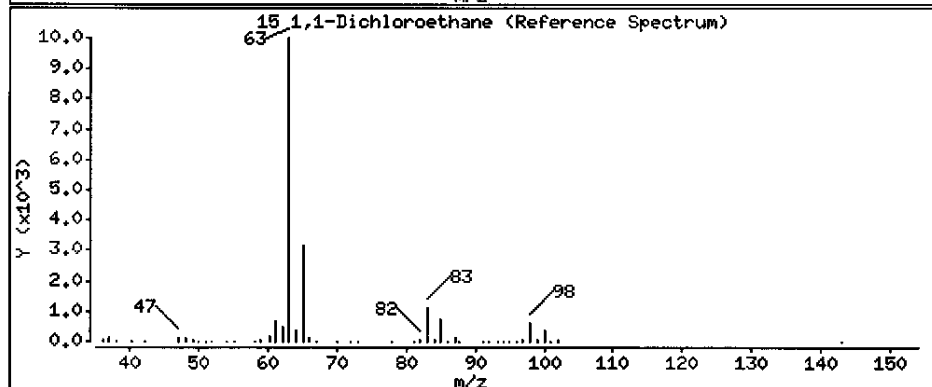
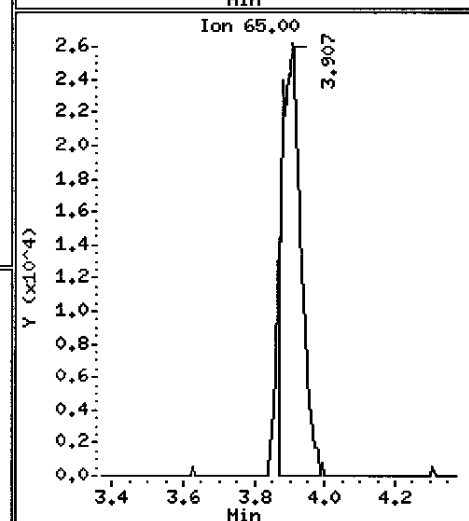
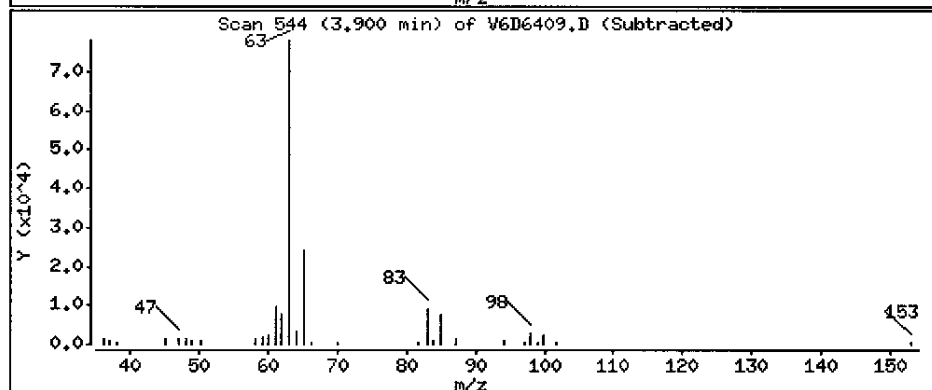
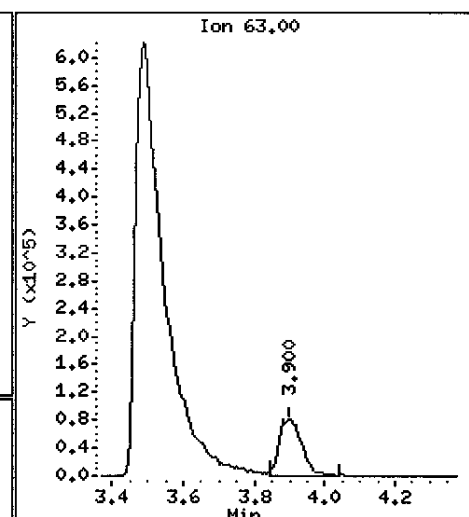
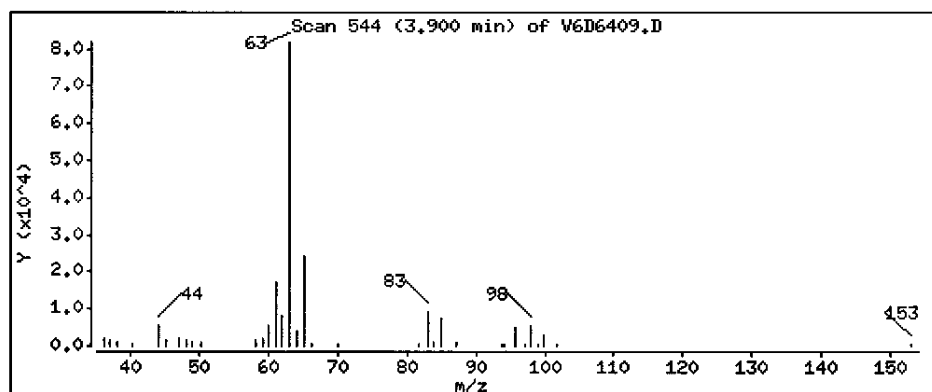
Operator: SB SRC: LIMS

Column phase: DB-624

Column diameter: 0.25

15 1,1-Dichloroethane

Concentration: 18 ug/L



Data File: \\AVOGADRO\ORGANICS\organic\voa\V6.i\050602.B\V6D6409.D

Date : 02-JUN-2005 19:27

Client ID: PW-3

Instrument: V6.i

Sample Info: ,D0618-07A,MW-06,18358

Purge Volume: 5.0

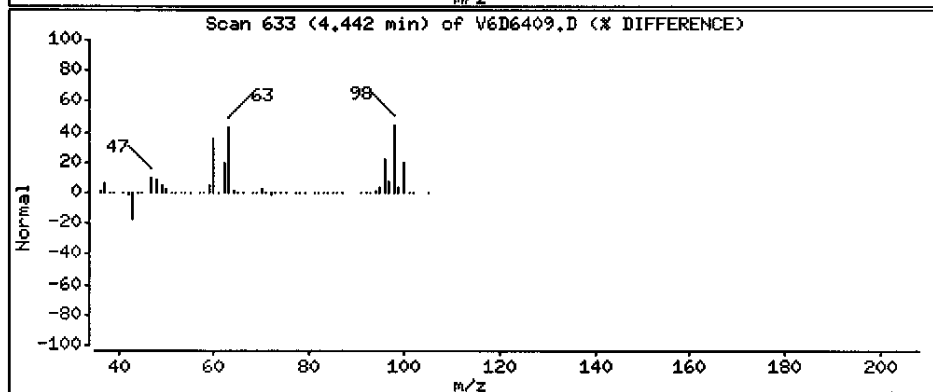
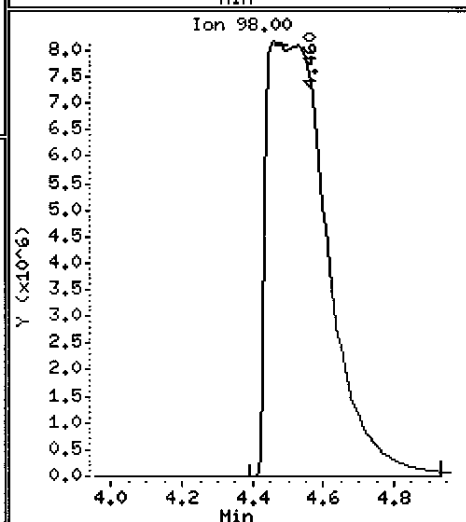
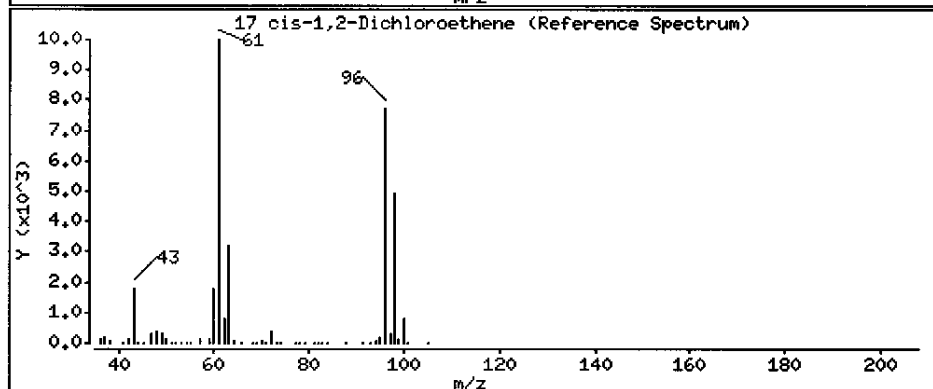
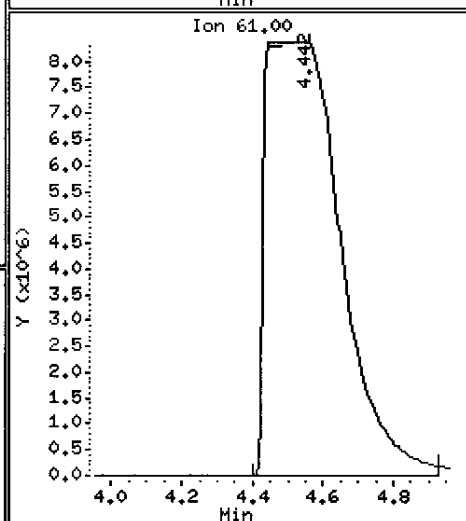
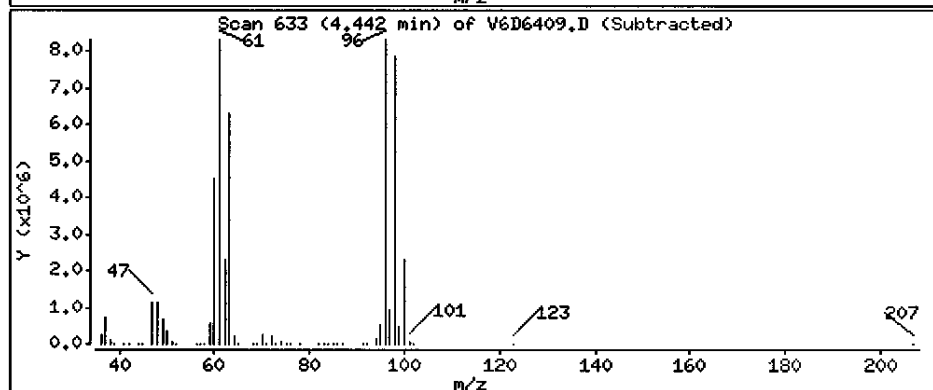
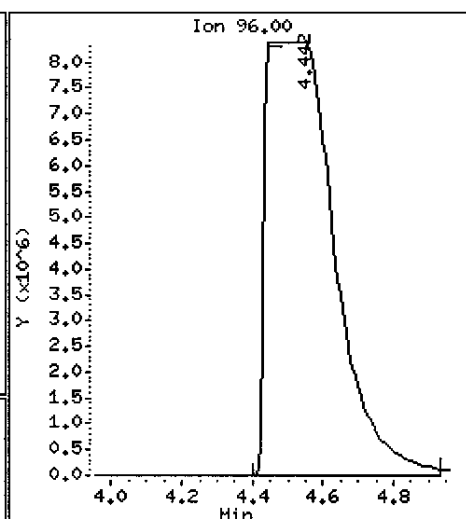
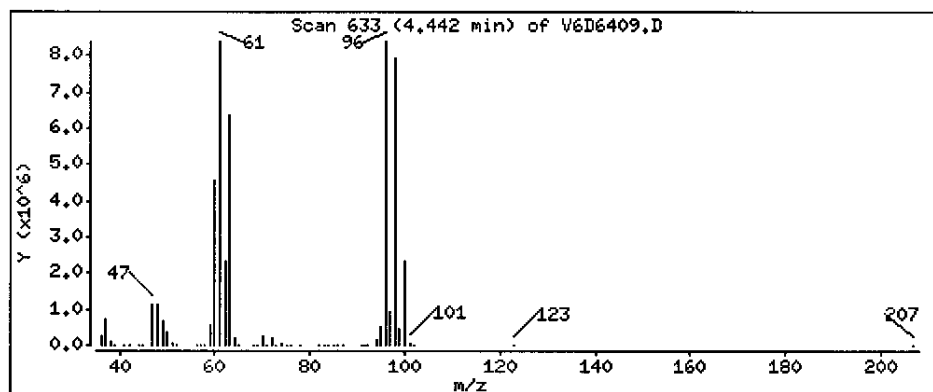
Operator: SB SRC: LIMS

Column phase: DB-624

Column diameter: 0.25

17 cis-1,2-Dichloroethene

Concentration: 11000 ug/L



Data File: \\AVOGADRO\ORGANICS\organic\voa\V6.i\050602.B\V6D6409.D

Date : 02-JUN-2005 19:27

Client ID: PW-3

Instrument: V6.i

Sample Info: ,D0618-07A,MW-06,18358

Purge Volume: 5.0

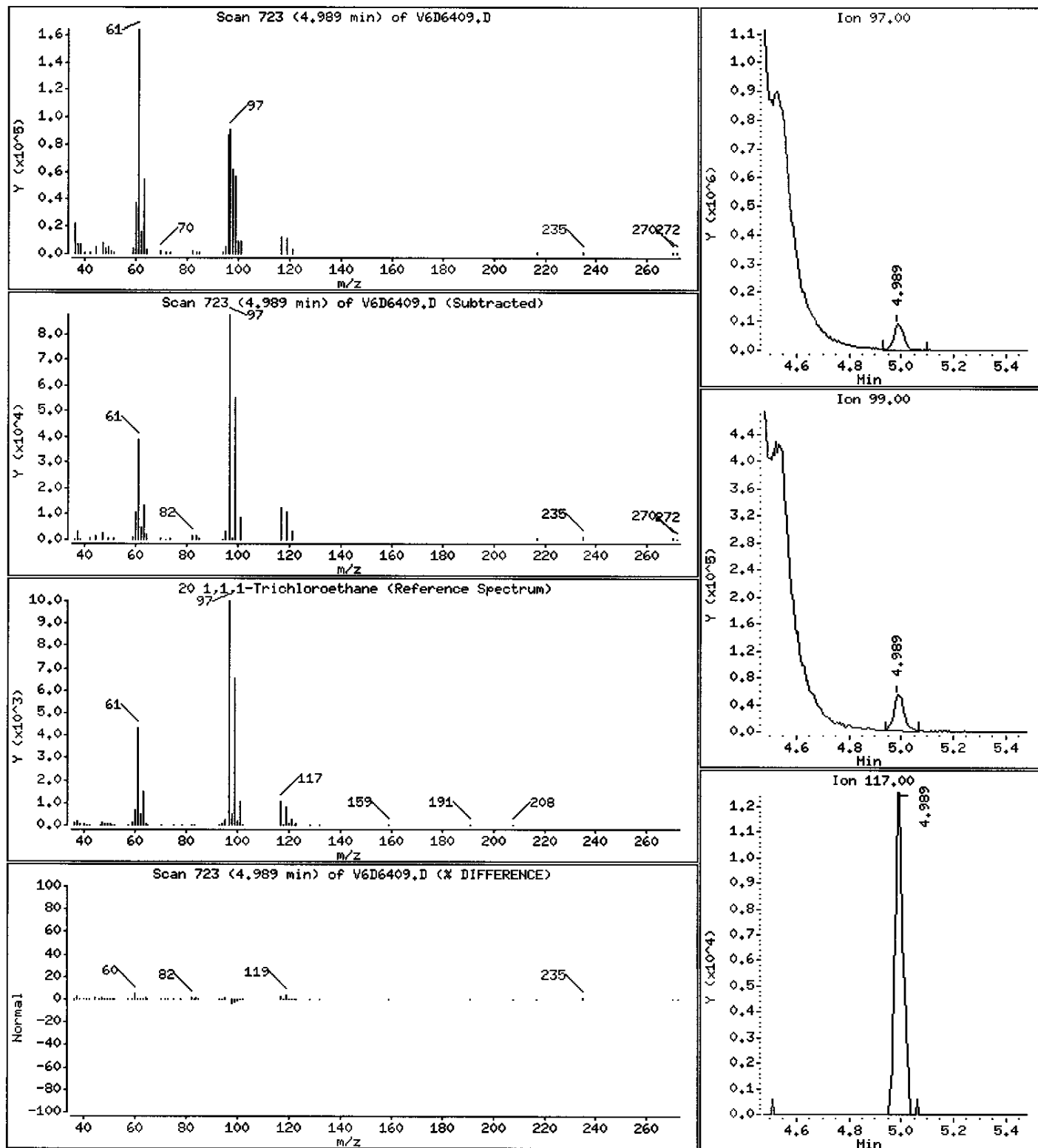
Operator: SB SRC: LIMS

Column phase: DB-624

Column diameter: 0.25

20 1,1,1-Trichloroethane

Concentration: 14 ug/L



Data File: \\AVOGADRO\ORGANICS\organic\voa\6.V6.i\050602.B\6D6409.D

Date : 02-JUN-2005 19:27

Client ID: PW-3

Instrument: V6.i

Sample Info: ,D0618-07A,MM-06,18358

Purge Volume: 5.0

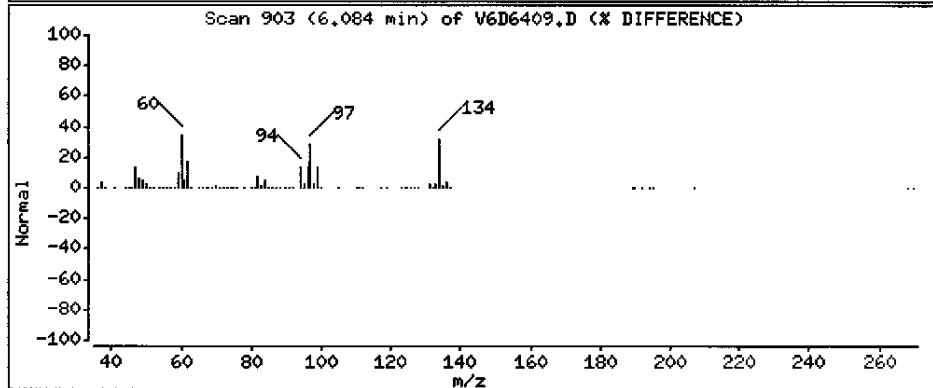
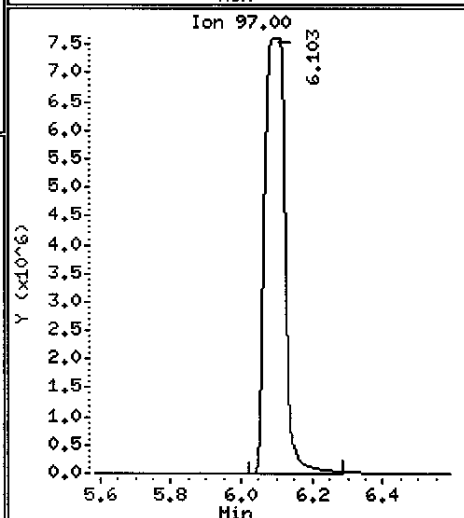
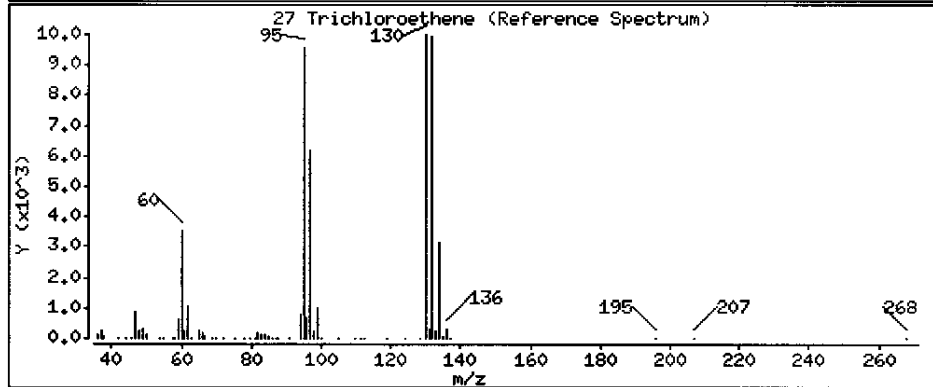
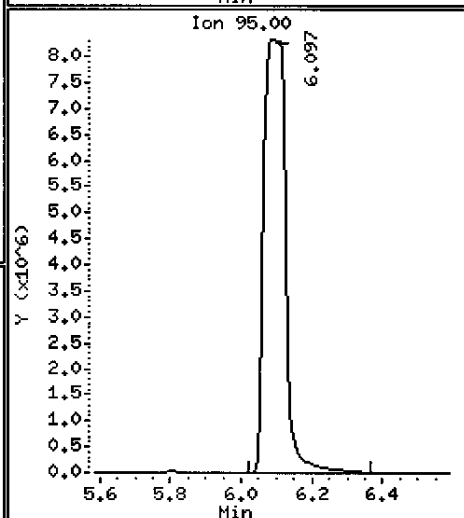
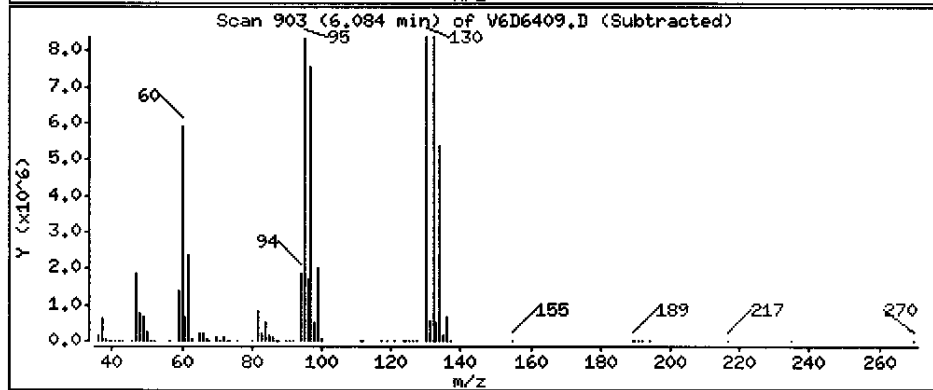
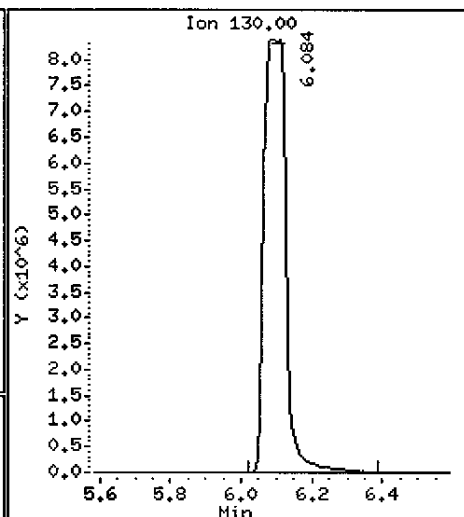
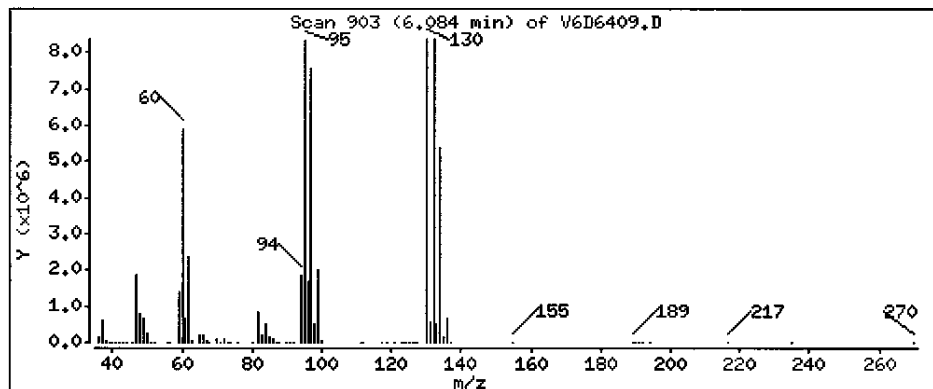
Operator: SB SRC: LIMS

Column phase: DB-624

Column diameter: 0.25

27 Trichloroethene

Concentration: 2700 ug/L



Data File: \\AVOCADRO\ORGANICS\organic\voa\6.i\050602.B\6D6409.D

Date : 02-JUN-2005 19:27

Client ID: PW-3

Instrument: V6.i

Sample Info: ,D0618-07A,MW-06,18358

Purge Volume: 5.0

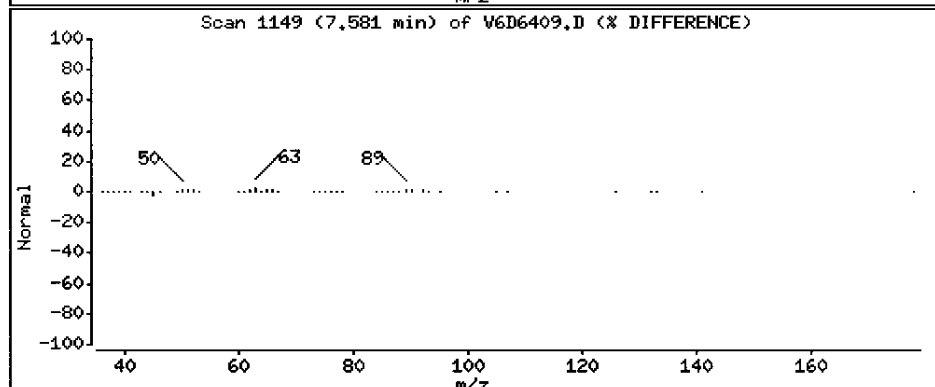
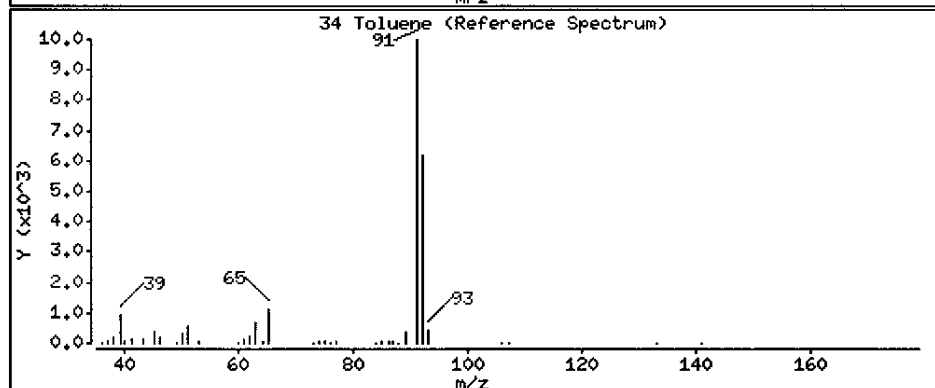
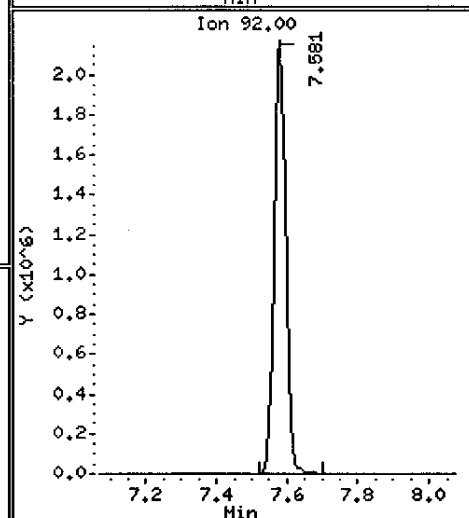
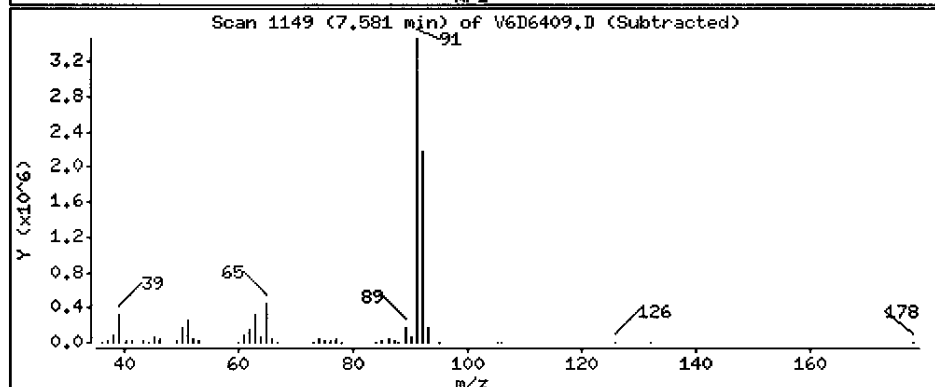
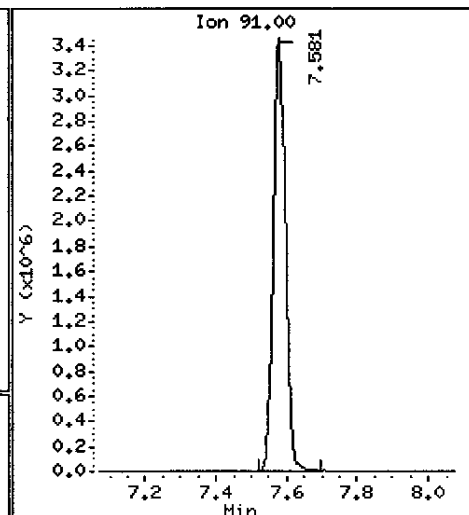
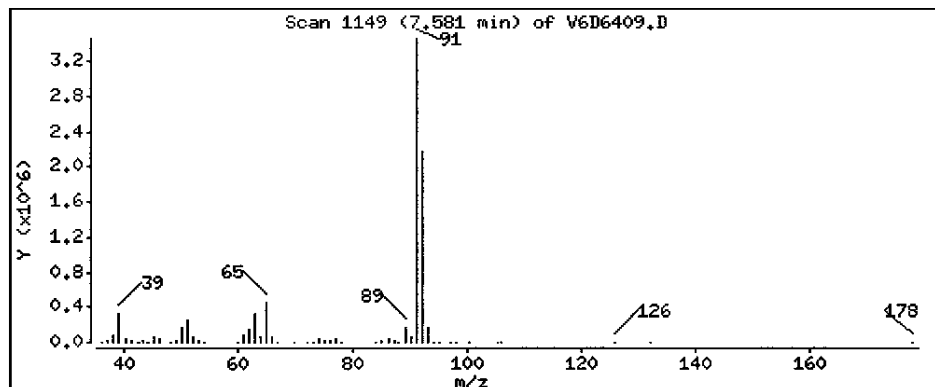
Operator: SB SRC: LIMS

Column phase: DB-624

Column diameter: 0.25

34 Toluene

Concentration: 170 ug/L



Data File: \\AVOCADRO\ORGANICS\organic\voa\66.i\050602.B\66D6409.D

Date : 02-JUN-2005 19:27

Client ID: PW-3

Instrument: V6.i

Sample Info: ,D0618-07A,MM-06,18358

Purge Volume: 5.0

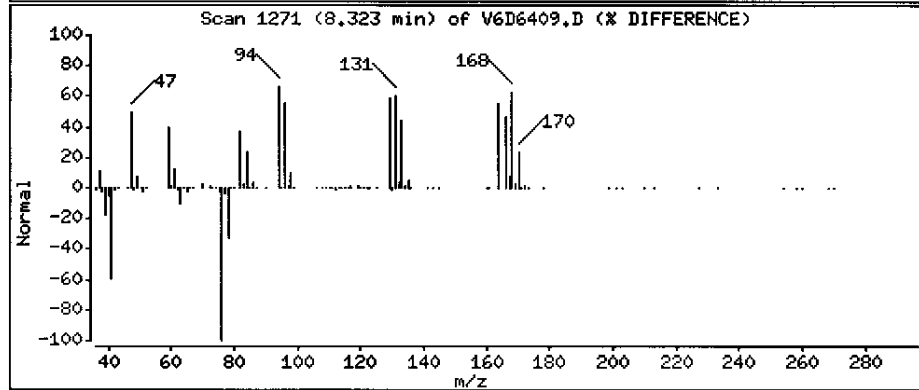
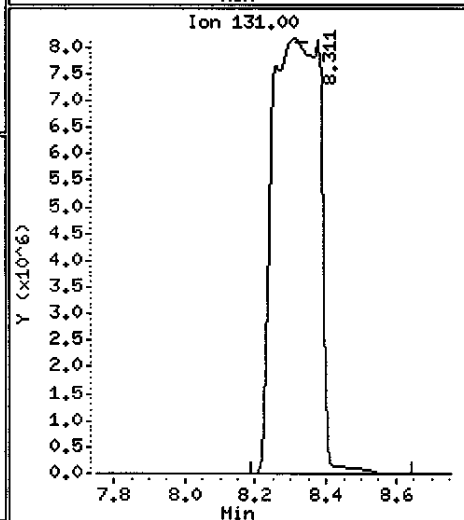
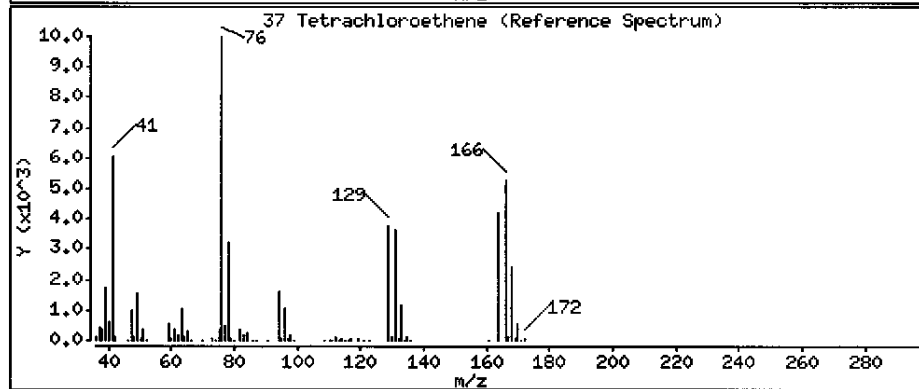
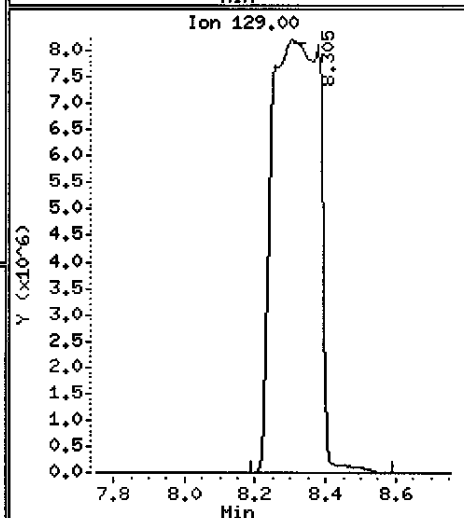
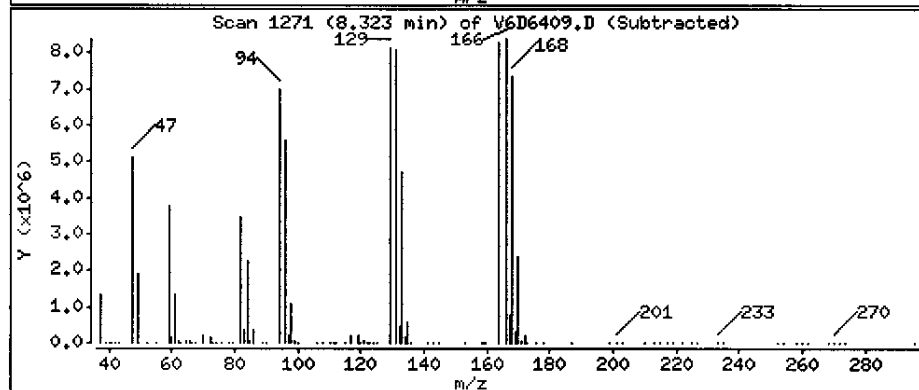
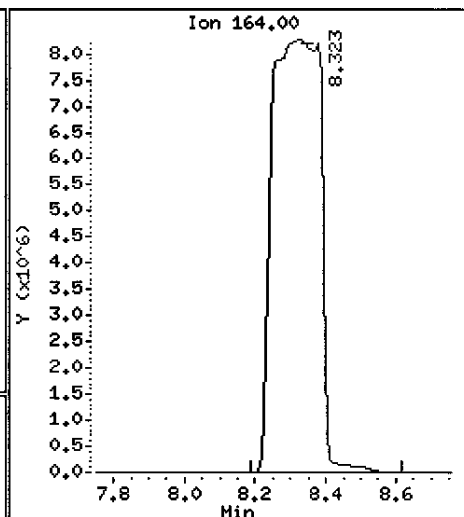
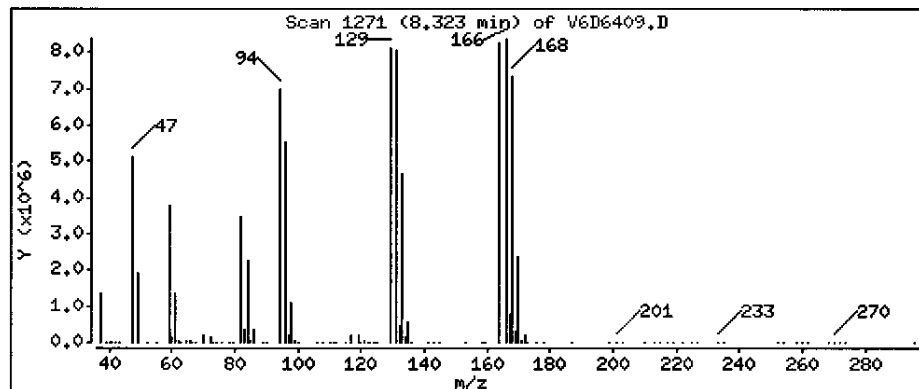
Operator: SB SRC: LIMS

Column phase: DB-624

Column diameter: 0.25

37 Tetrachloroethene

Concentration: 7500 ug/L





Data File: \\AVOGADRO\ORGANICS\organic\voa\V6.i\050602.B\V6D6409.D

Date : 02-JUN-2005 19:27

Client ID: PW-3

Instrument: V6.i

Sample Info: ,D0618-07A,MW-06,18358

Purge Volume: 5.0

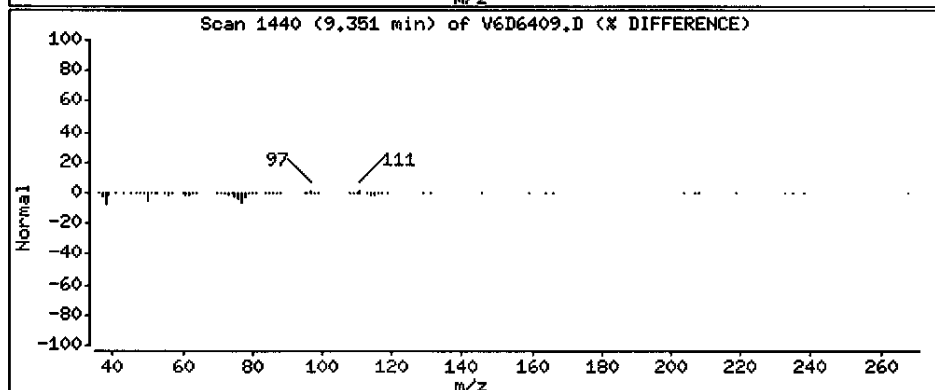
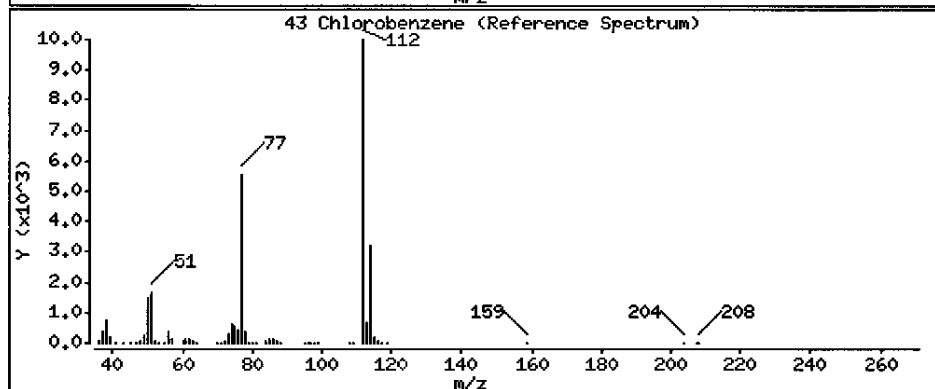
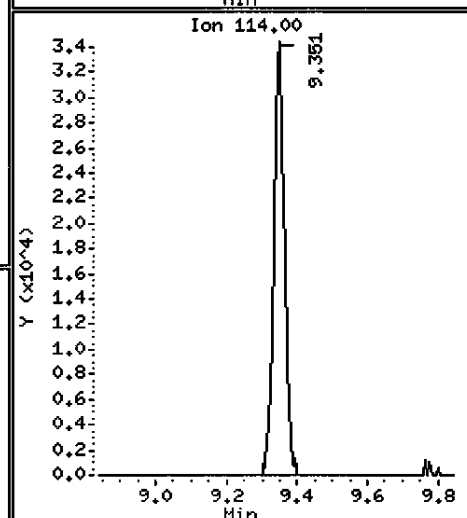
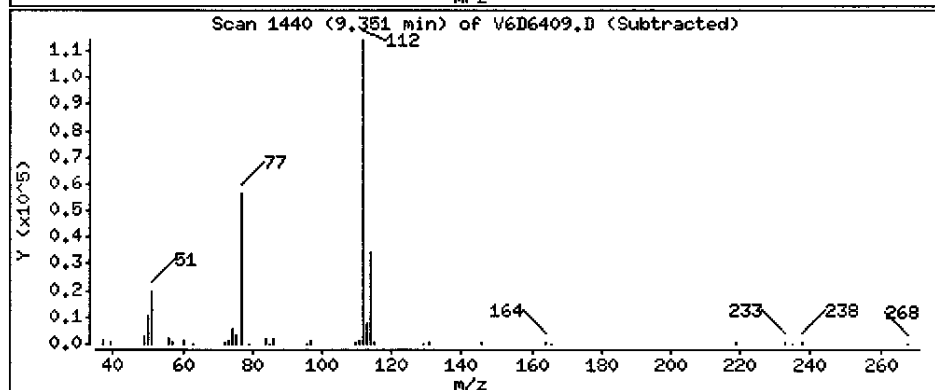
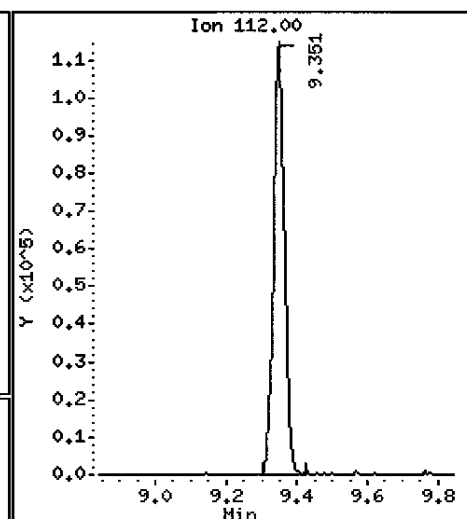
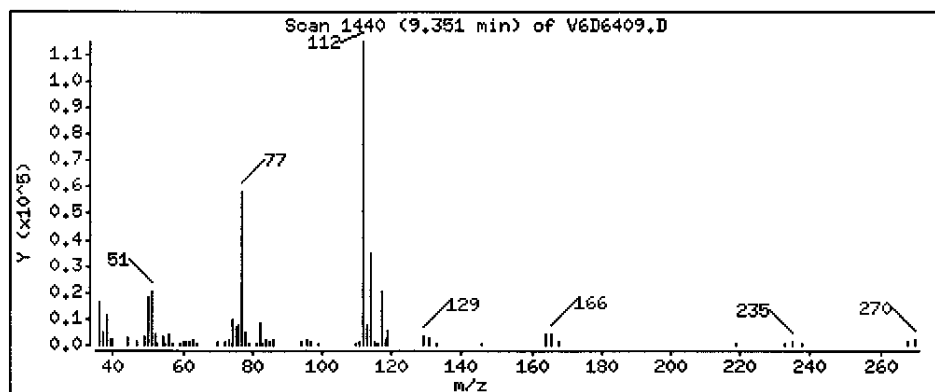
Operator: SB SRC: LIMS

Column phase: DB-624

Column diameter: 0.25

43 Chlorobenzene

Concentration: 7 ug/L



Data File: \\AVOCADRO\ORGANICS\organic\voa\V6.i\050602.B\V6D6409.D

Date : 02-JUN-2005 19:27

Client ID: PW-3

Instrument: V6.i

Sample Info: ,D0618-07A,MW-06,18358

Purge Volume: 5.0

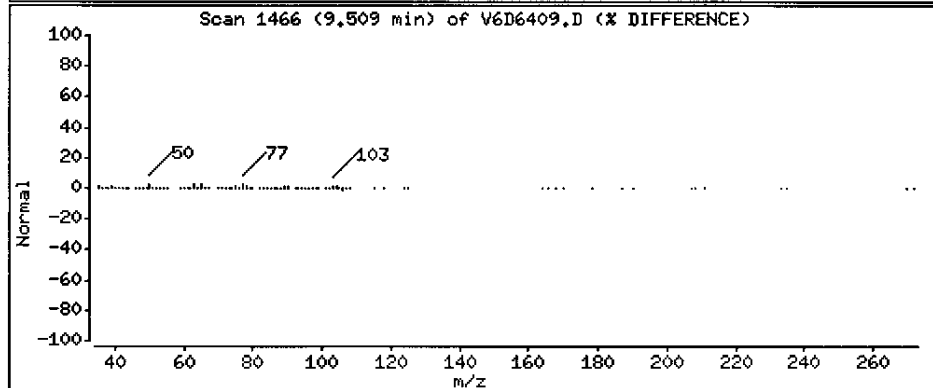
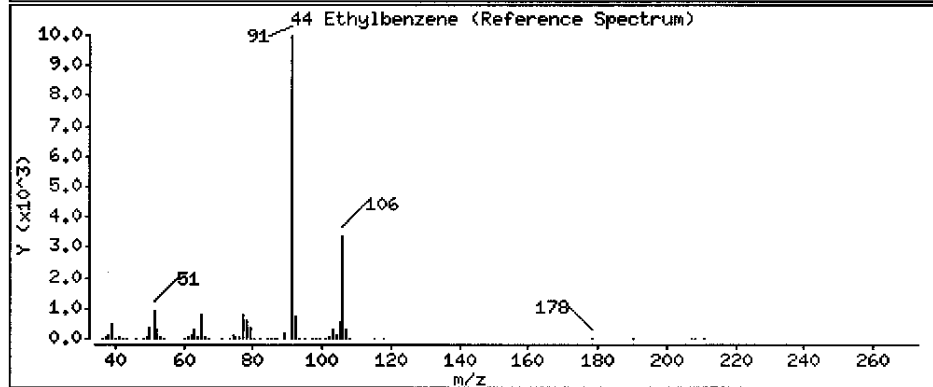
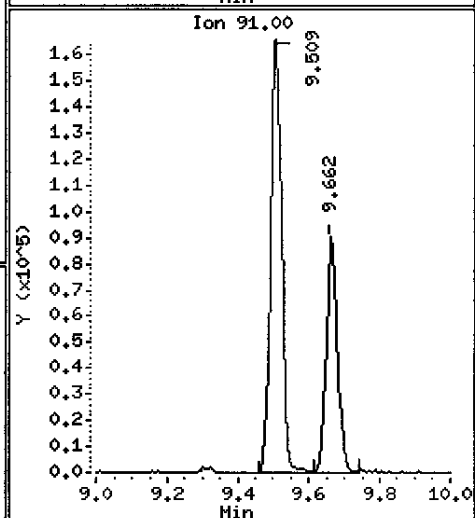
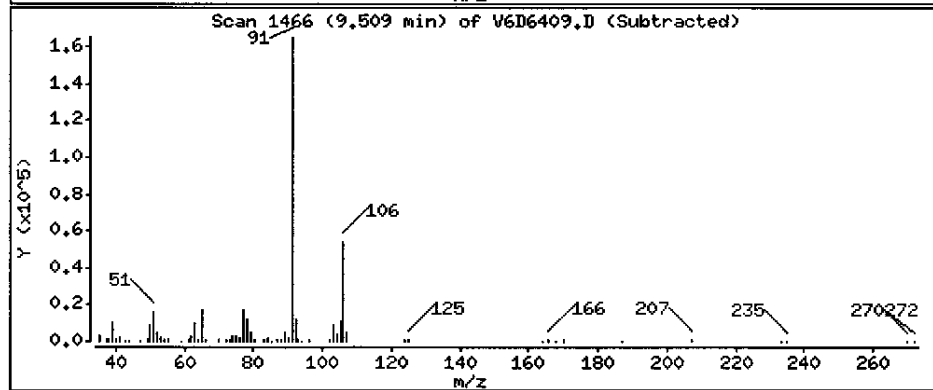
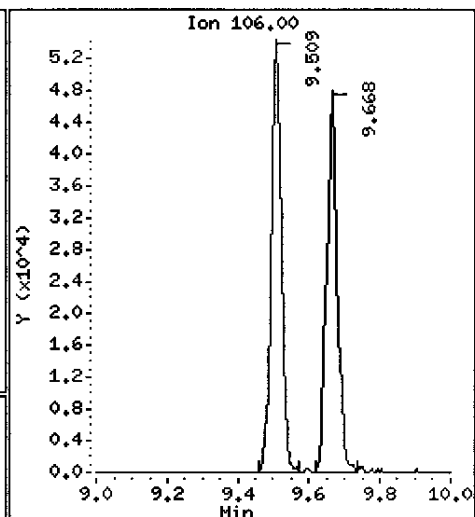
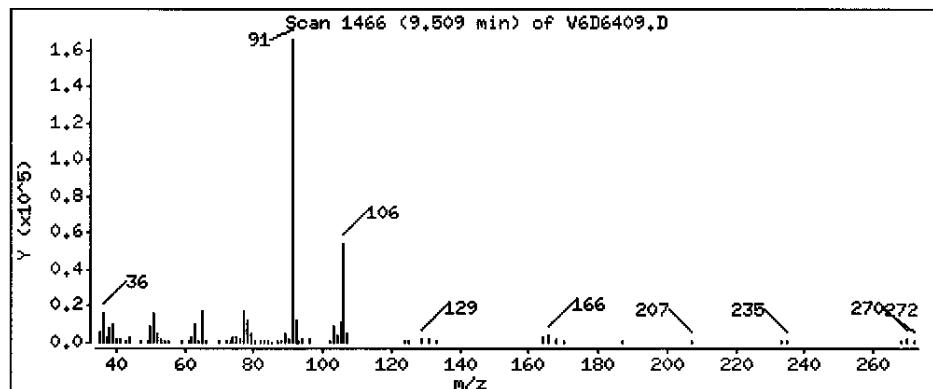
Operator: SB SRC: LIMS

Column phase: DB-624

Column diameter: 0.25

44 Ethylbenzene

Concentration: 6 ug/L



Data File: \\AVOCADRO\ORGANICS\organic\voa\V6.i\050602,B\V6D6409.D

Date : 02-JUN-2005 19:27

Client ID: PW-3

Instrument: V6.i

Sample Info: ,D0618-07A,MW-06,18358

Purge Volume: 5.0

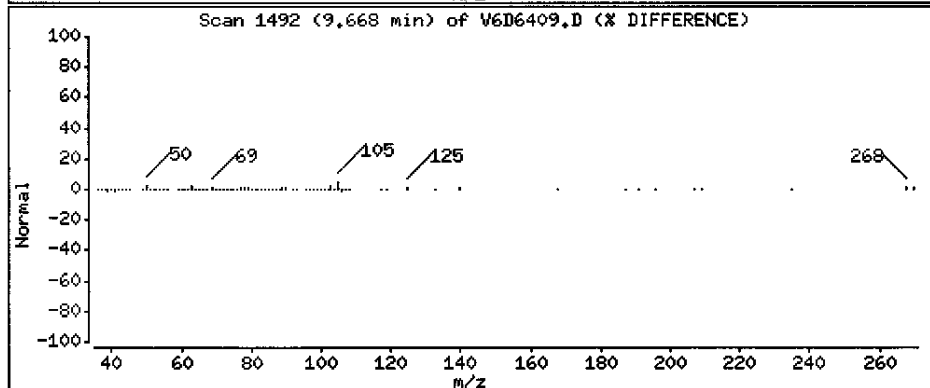
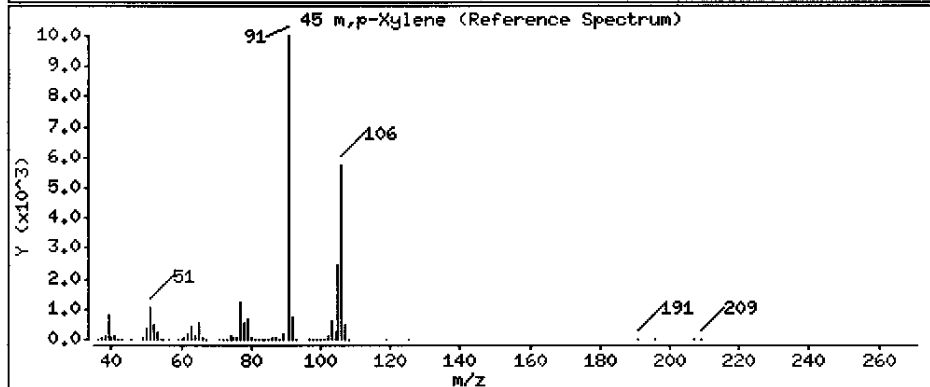
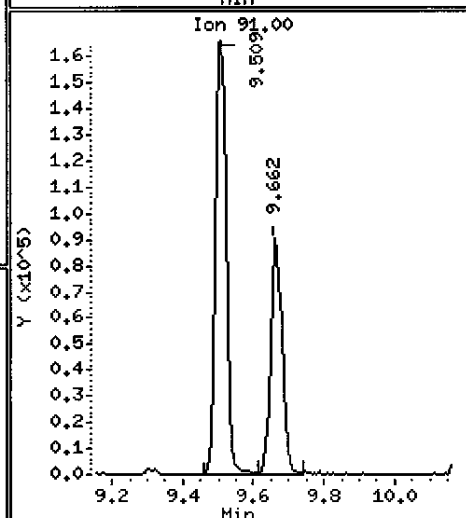
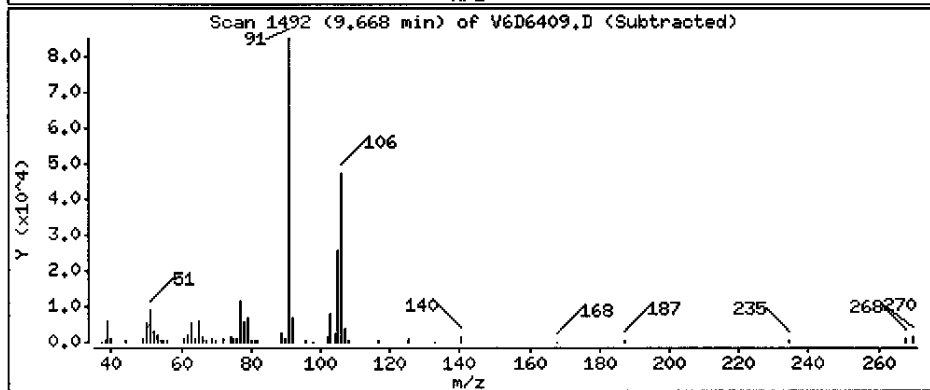
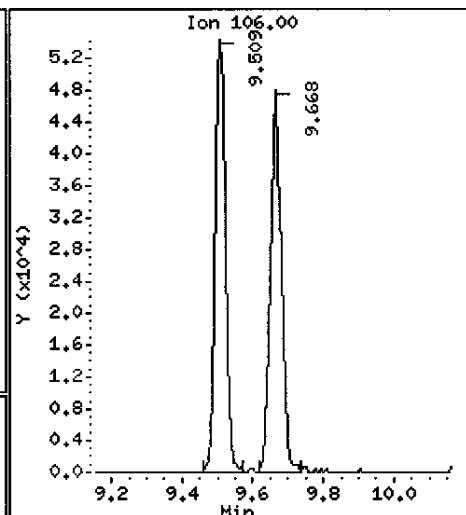
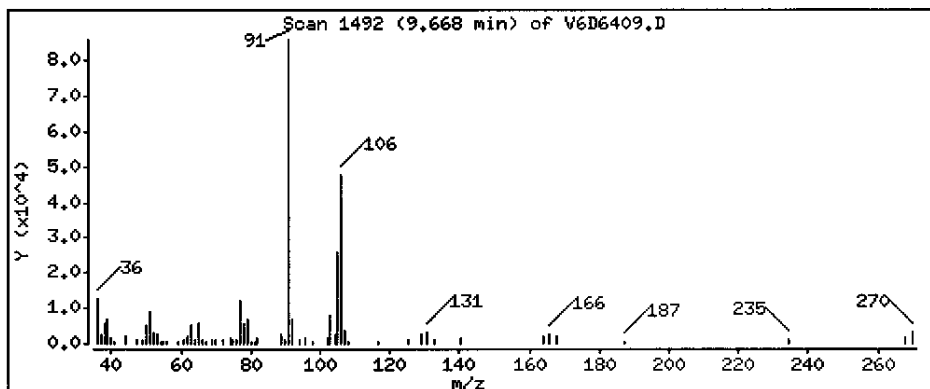
Operator: SB SRC: LIMS

Column phase: DB-624

Column diameter: 0.25

45 m,p-Xylene

Concentration: 5 ug/L



Data File: \\AVOCADRO\ORGANICS\organic\voa\V6.i\050602.B\V6D6409.D

Date : 02-JUN-2005 19:27

Client ID: PW-3

Instrument: V6.i

Sample Info: ,D0618-07A,MW-06,18358

Purge Volume: 5.0

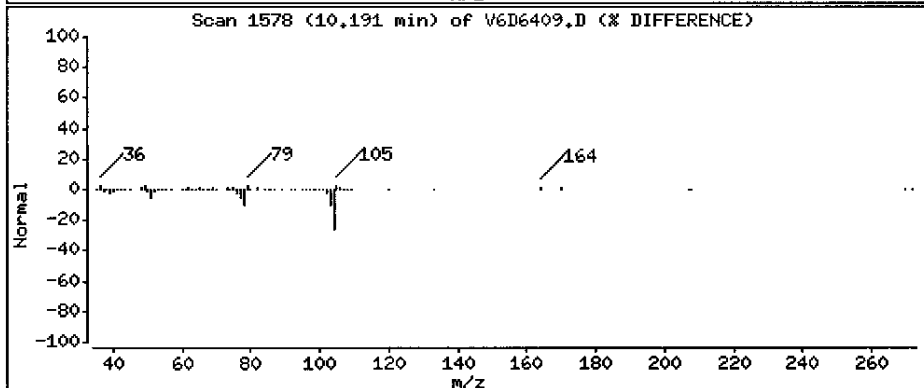
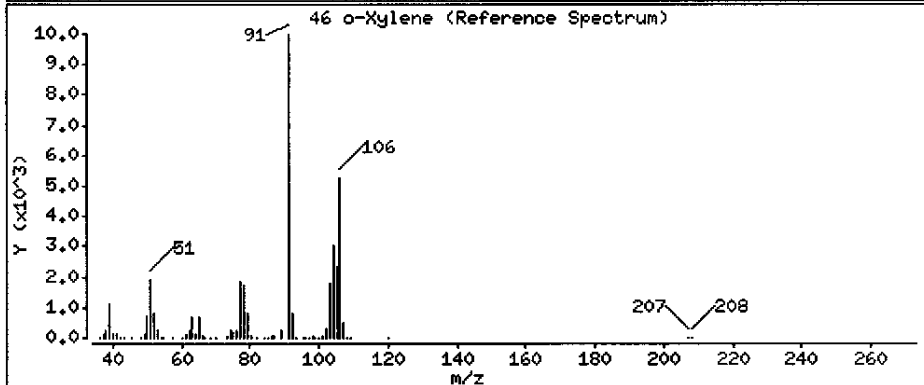
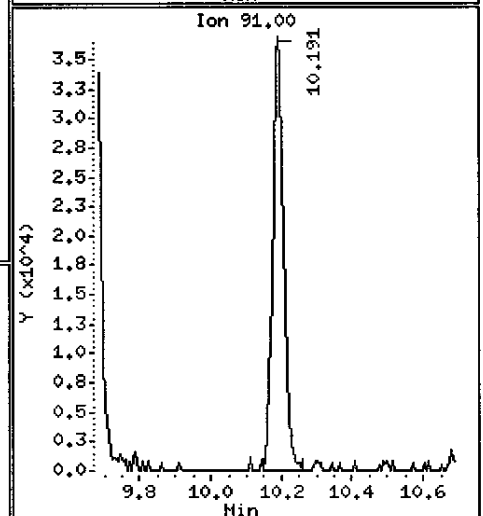
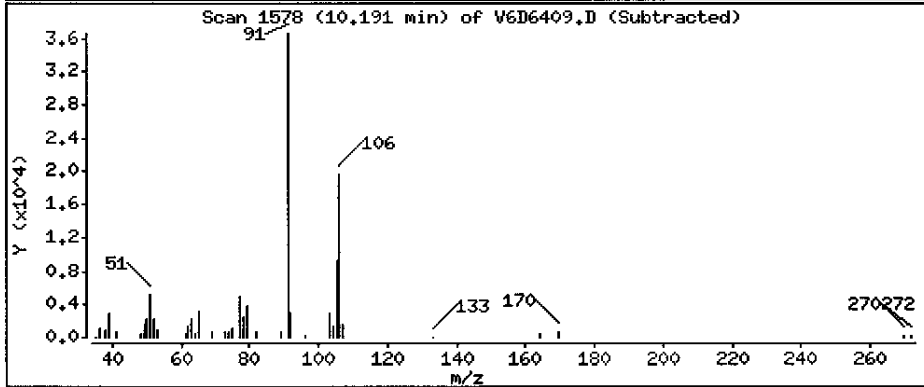
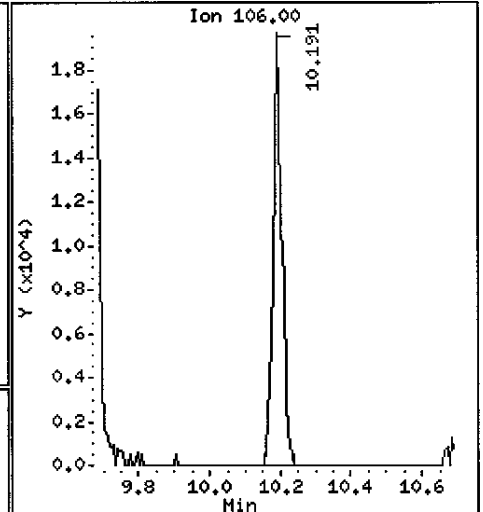
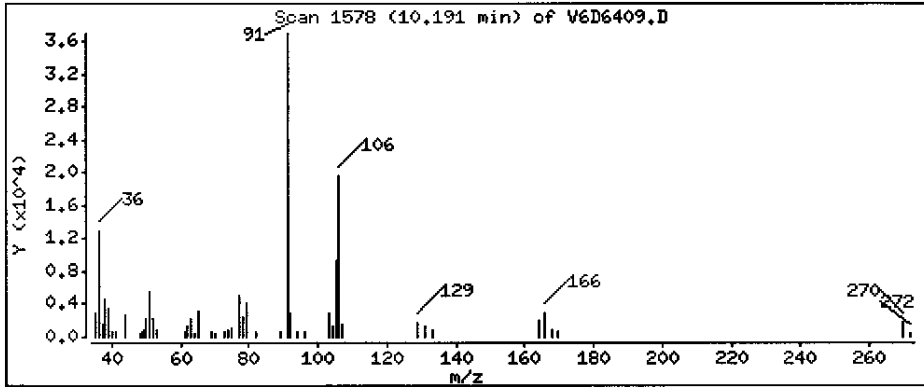
Operator: SB SRC: LIMS

Column phase: DB-624

Column diameter: 0.25

46 o-Xylene

Concentration: 2 ug/L



Data File: \\AVOCADRO\ORGANICS\organic\voa\V6.i\050602.B\V6D6409.D

Date : 02-JUN-2005 19:27

Client ID: PW-3

Instrument: V6.i

Sample Info: ,D0618-07A,MM-06,18358

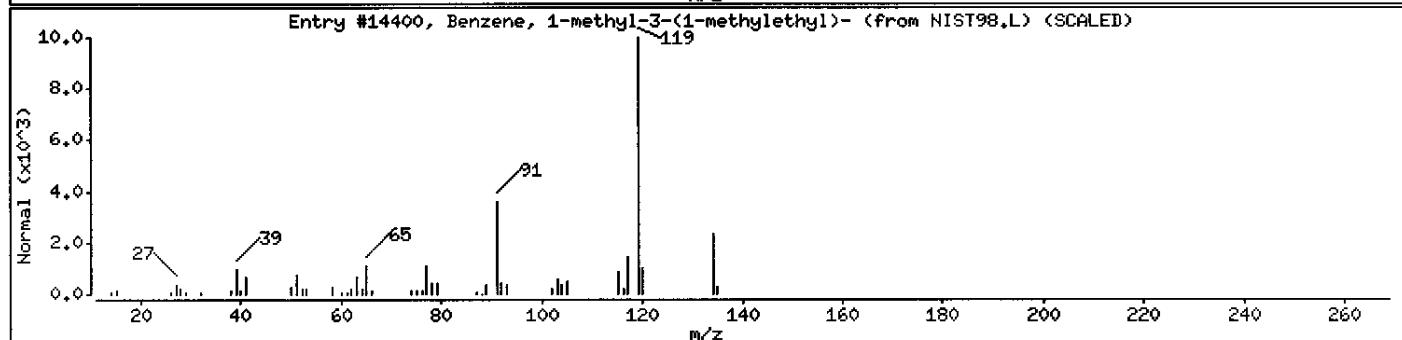
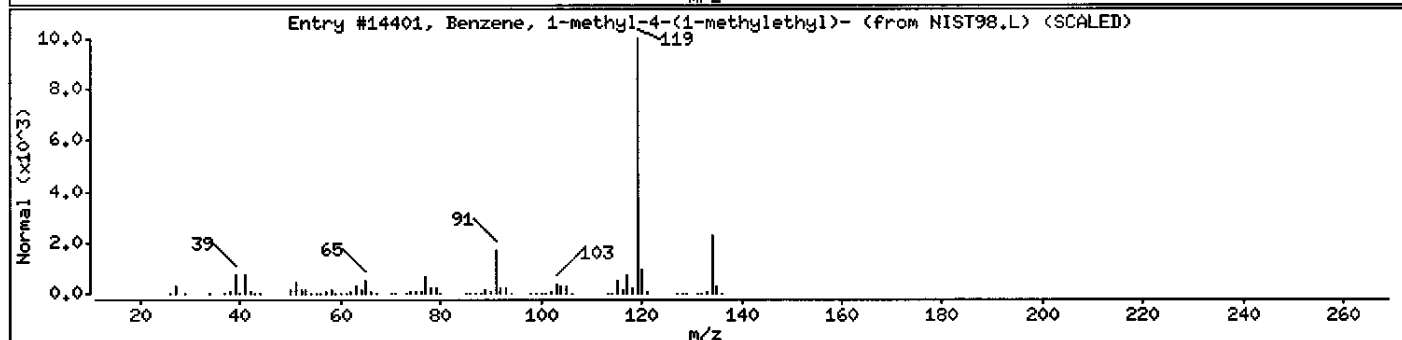
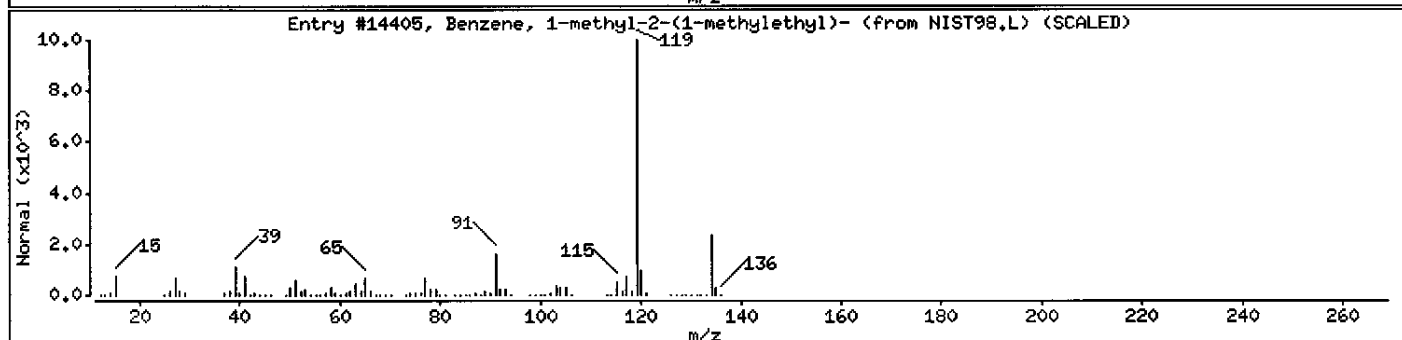
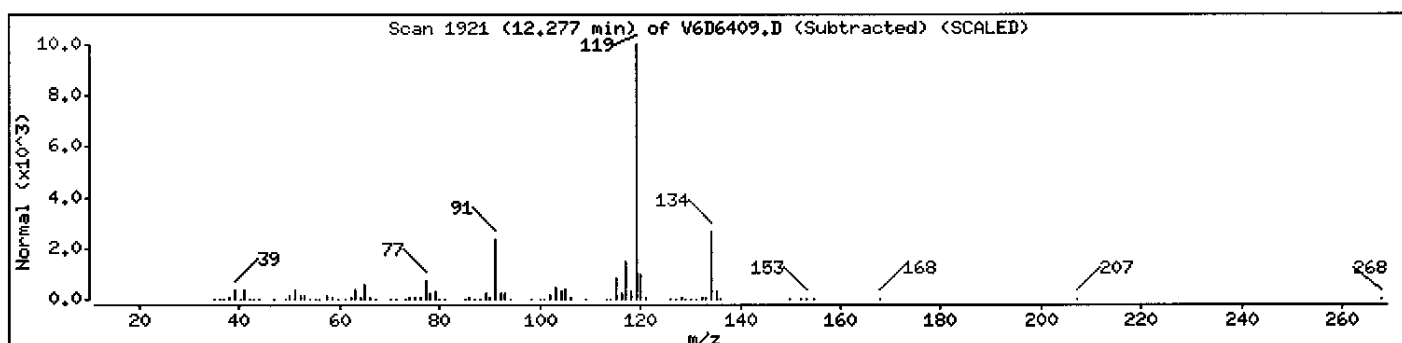
Purge Volume: 5.0

Operator: SB SRC: LIMS

Column phase: DB-624

Column diameter: 0.25

Library Search Compound Match	CAS Number	Library	Entry	Quality	Formula	Weight
Benzene, 1-methyl-2-(1-methylethyl)-	527-84-4	NIST98.L	14405	97	C <sub>10</sub> H <sub>14</sub>	134
Benzene, 1-methyl-4-(1-methylethyl)-	99-87-6	NIST98.L	14401	97	C <sub>10</sub> H <sub>14</sub>	134
Benzene, 1-methyl-3-(1-methylethyl)-	535-77-3	NIST98.L	14400	95	C <sub>10</sub> H <sub>14</sub>	134



Data File: \\AVOGADRO\ORGANICS\organic\voa\V6.i\050602.B\V6D6409.D

Date : 02-JUN-2005 19:27

Client ID: PW-3

Instrument: V6.i

Sample Info: ,D0618-07A,MW-06,18358

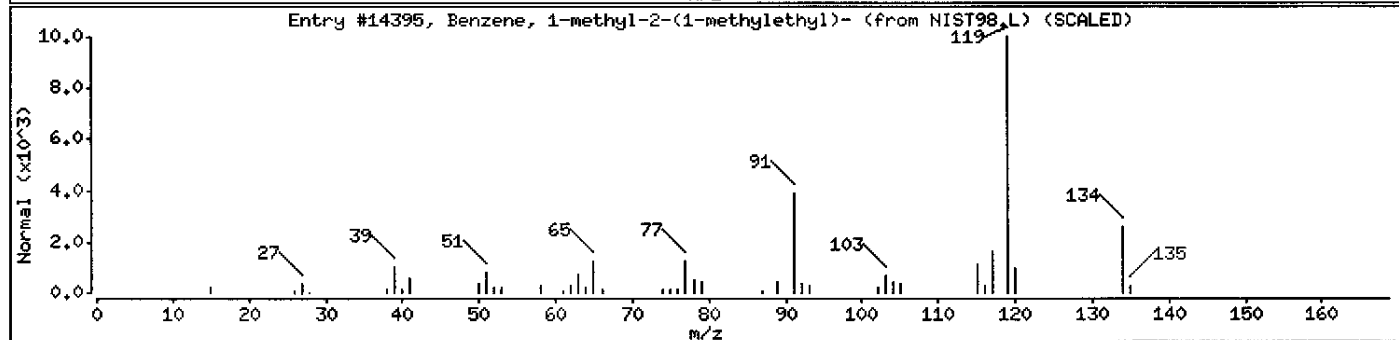
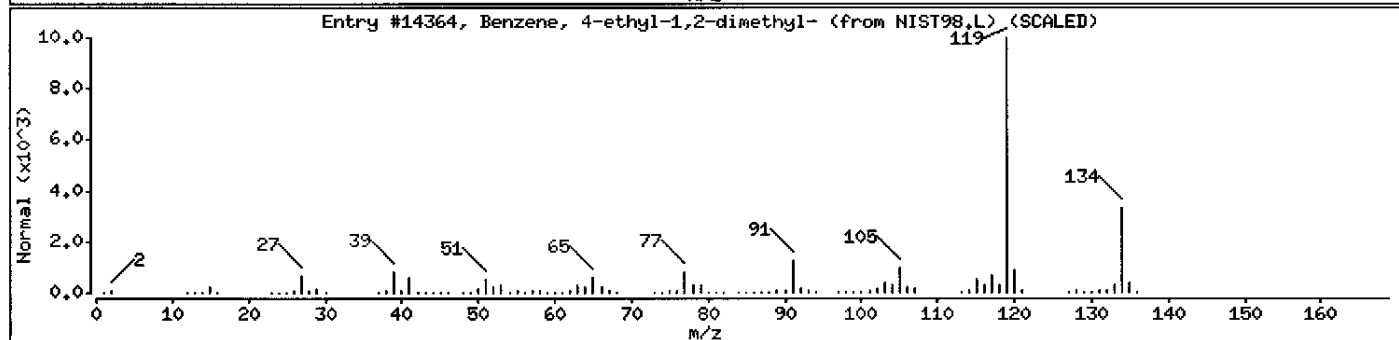
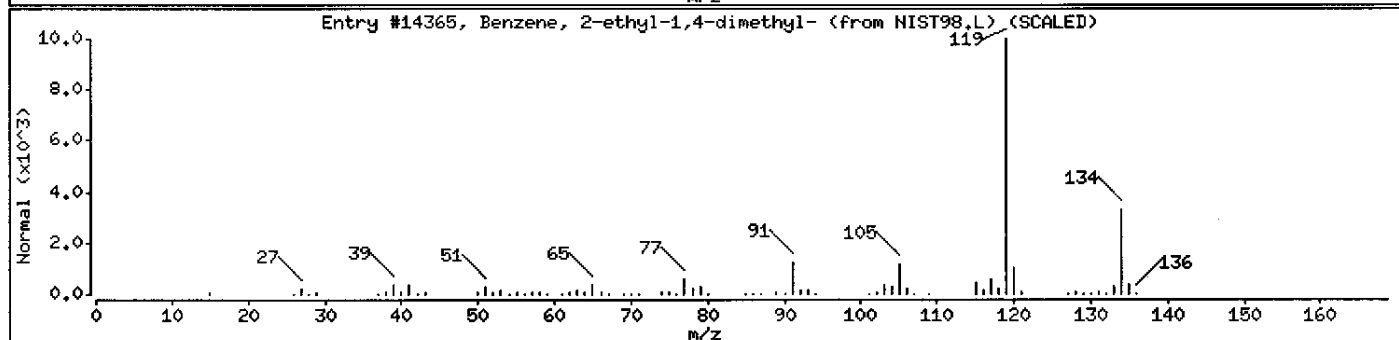
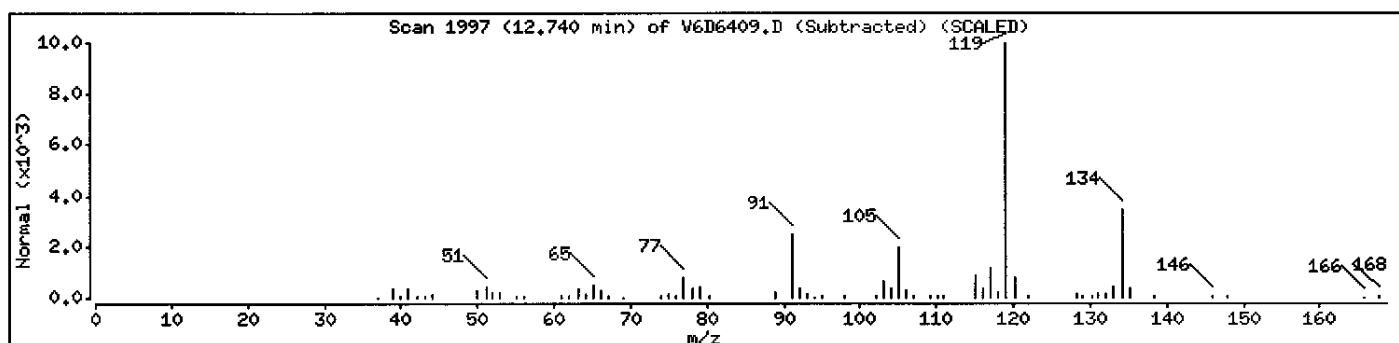
Purge Volume: 5.0

Operator: SB SRC: LIMS

Column phase: DB-624

Column diameter: 0.25

Library Search Compound Match	CAS Number	Library	Entry	Quality	Formula	Weight
Benzene, 2-ethyl-1,4-dimethyl-	1758-88-9	NIST98.L	14365	94	C10H14	134
Benzene, 4-ethyl-1,2-dimethyl-	934-80-5	NIST98.L	14364	93	C10H14	134
Benzene, 1-methyl-2-(1-methylethyl)-	527-84-4	NIST98.L	14395	91	C10H14	134



Data File: \\AVOGADRO\ORGANICS\organic\voa\V6.i\050602.B\V6D6409.D

Date : 02-JUN-2005 19:27

Client ID: PW-3

Instrument: V6.i

Sample Info: ,D0618-07A,MW-06,18358

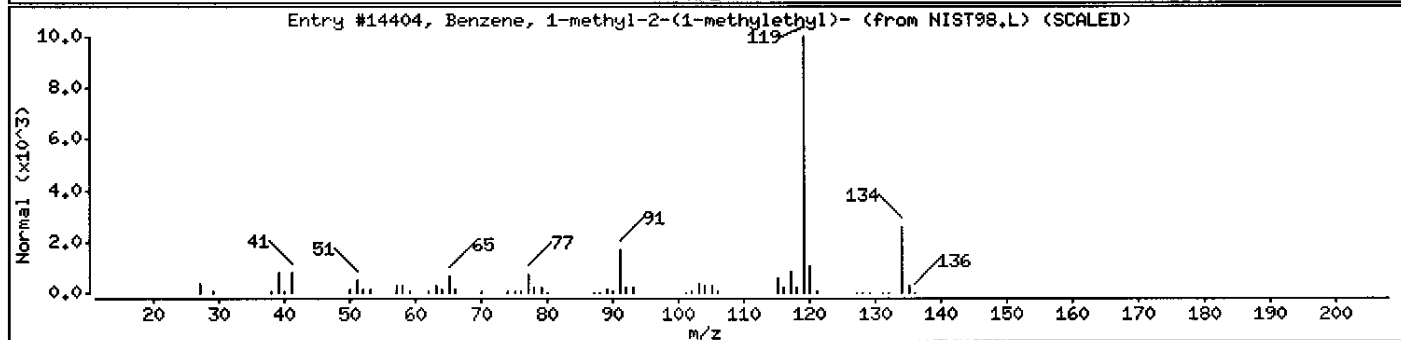
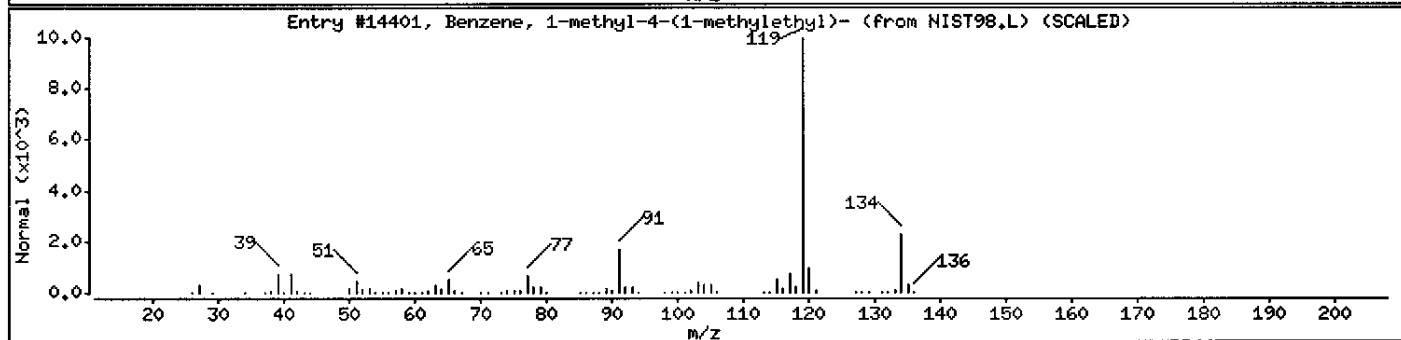
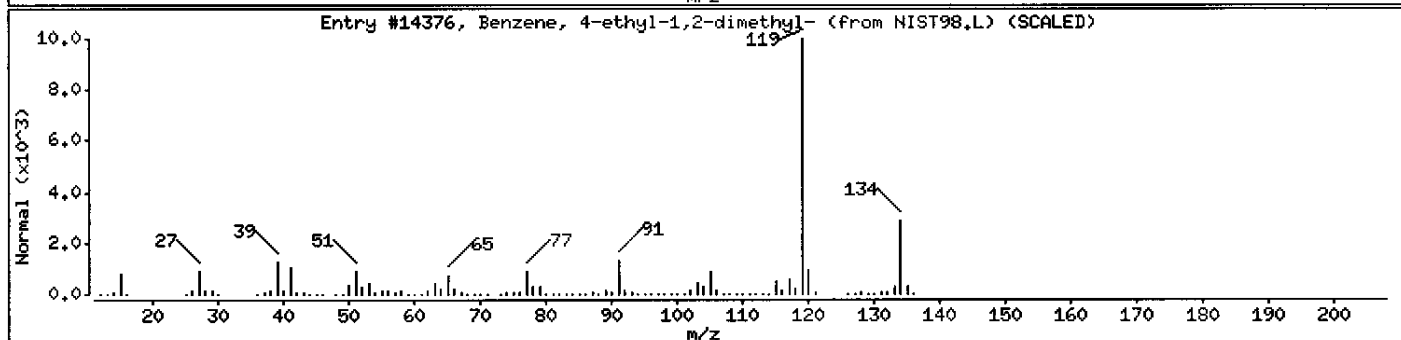
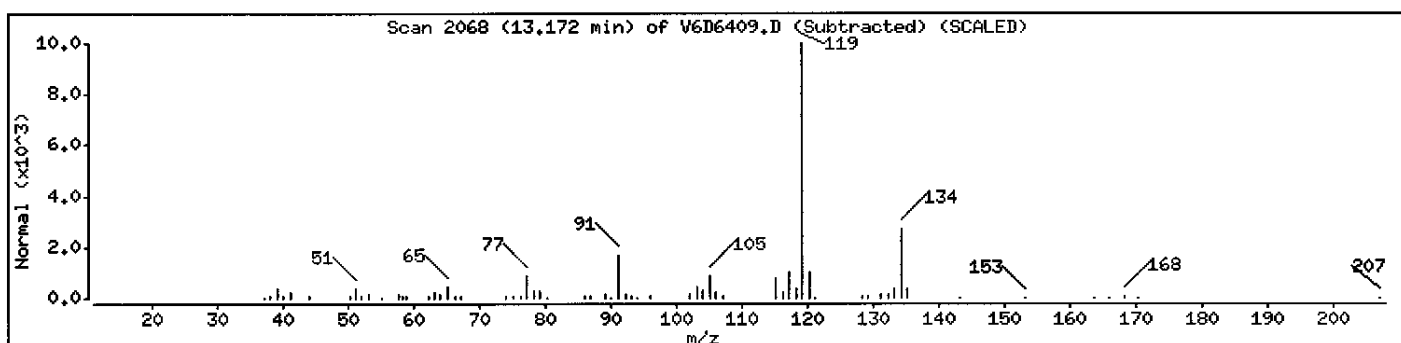
Purge Volume: 5.0

Operator: SB SRC: LIMS

Column phase: DB-624

Column diameter: 0.25

Library Search Compound Match	CAS Number	Library	Entry	Quality	Formula	Weight
Benzene, 4-ethyl-1,2-dimethyl-	934-80-5	NIST98.L	14376	95	C10H14	134
Benzene, 1-methyl-4-(1-methylethyl)-	99-87-6	NIST98.L	14401	95	C10H14	134
Benzene, 1-methyl-2-(1-methylethyl)-	527-84-4	NIST98.L	14404	95	C10H14	134



Data File: \\AVOGADRO\ORGANICS\organic\voa\V6.i\050602.B\V6D6409.D

Date : 02-JUN-2005 19:27

Client ID: PW-3

Instrument: V6.i

Sample Info: ,D0618-07A,MW-06,18358

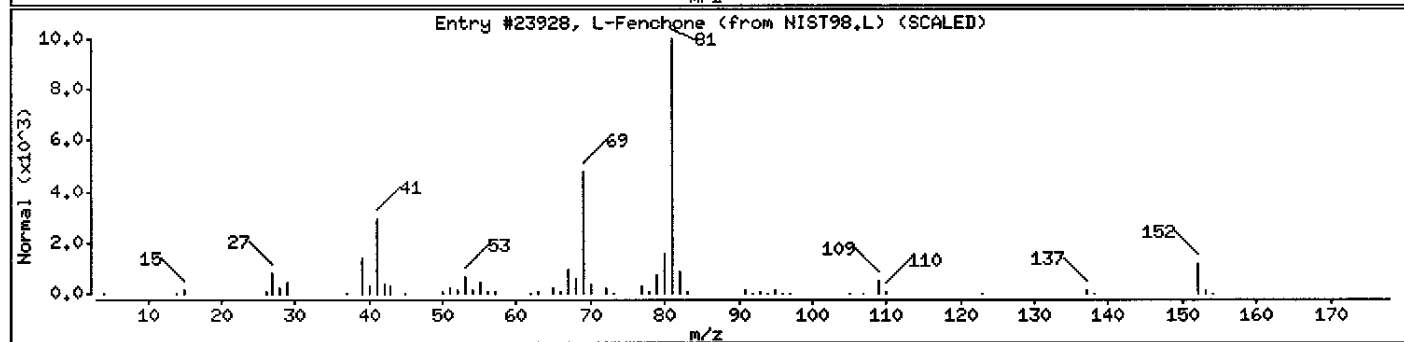
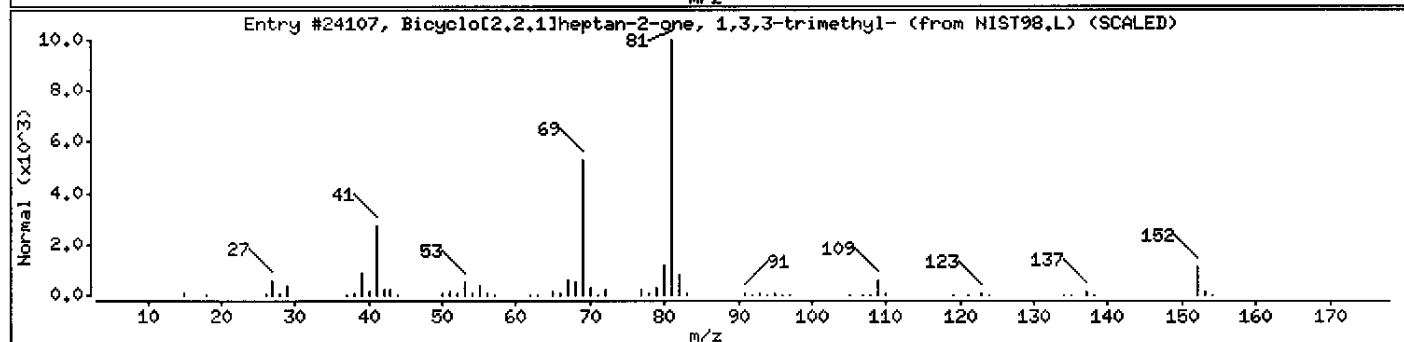
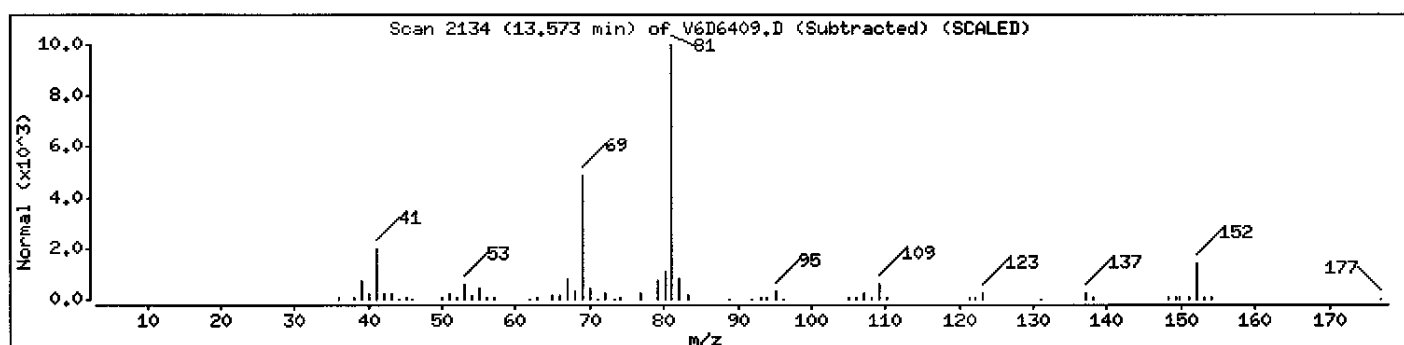
Purge Volume: 5.0

Operator: SB SRC: LIHS

Column phase: DB-624

Column diameter: 0.25

Library Search Compound Match	CAS Number	Library	Entry	Quality	Formula	Weight
Bicyclo[2.2.1]heptan-2-one, 1,3,3-trimet	4695-62-9	NIST98.L	24107	94	C10H16O	152
L-Fenchone	126-21-6	NIST98.L	23928	83	C10H16O	152





Data File: \\AVOCADRO\ORGANICS\organic\voa\V6.i\050602.B\V6D6409.D

Date : 02-JUN-2005 19:27

Client ID: PW-3

Instrument: V6.i

Sample Info: ,D0618-07A,MW-06,18358

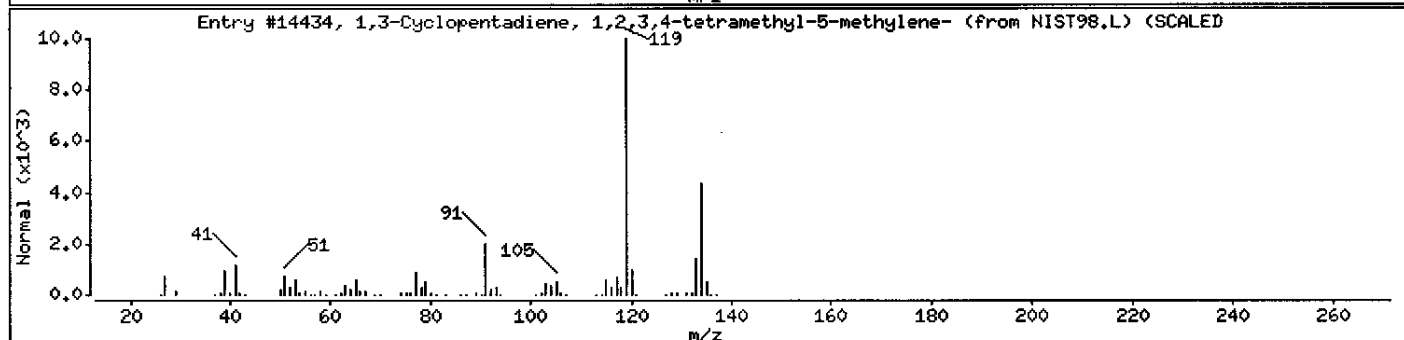
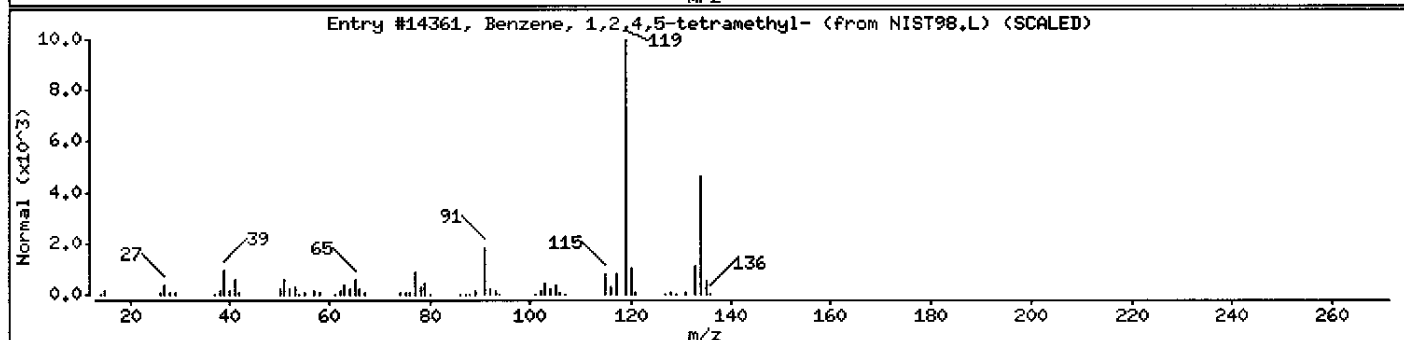
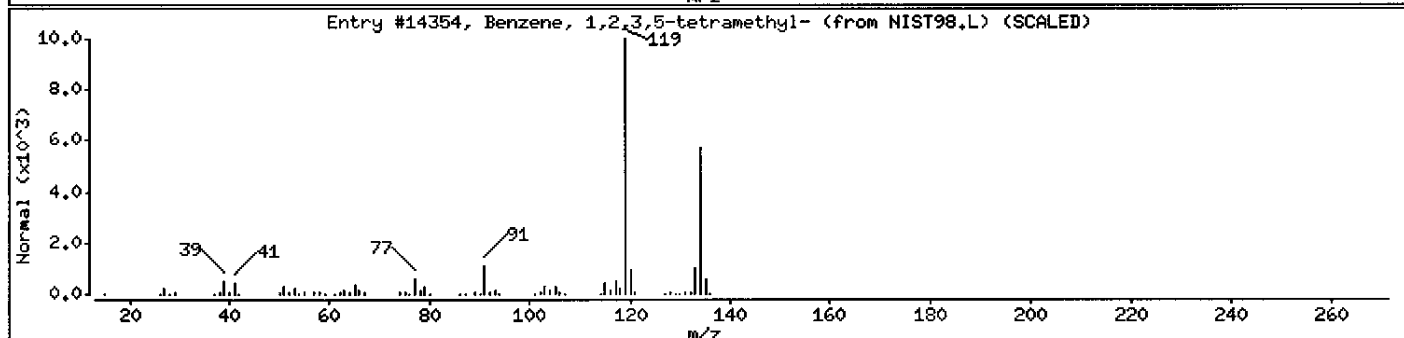
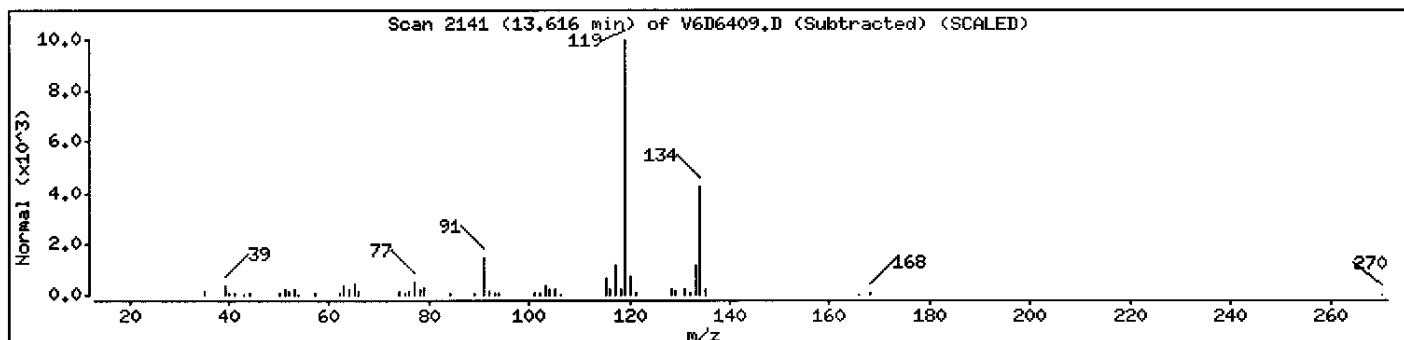
Purge Volume: 5.0

Operator: SB SRC: LIMS

Column phase: DB-624

Column diameter: 0.25

Library Search Compound Match	CAS Number	Library	Entry	Quality	Formula	Weight
Benzene, 1,2,3,5-tetramethyl-	527-53-7	NIST98.L	14354	93	C10H14	134
Benzene, 1,2,4,5-tetramethyl-	95-93-2	NIST98.L	14361	91	C10H14	134
1,3-Cyclopentadiene, 1,2,3,4-tetramethyl	76089-59-3	NIST98.L	14434	91	C10H14	134



Data File: \\AVOCADRO\ORGANICS\organic\voa\V6.i\050602.B\V6D6409.D

Date : 02-JUN-2005 19:27

Client ID: PW-3

Instrument: V6.i

Sample Info: ,D0618-07A,MM-06,18358

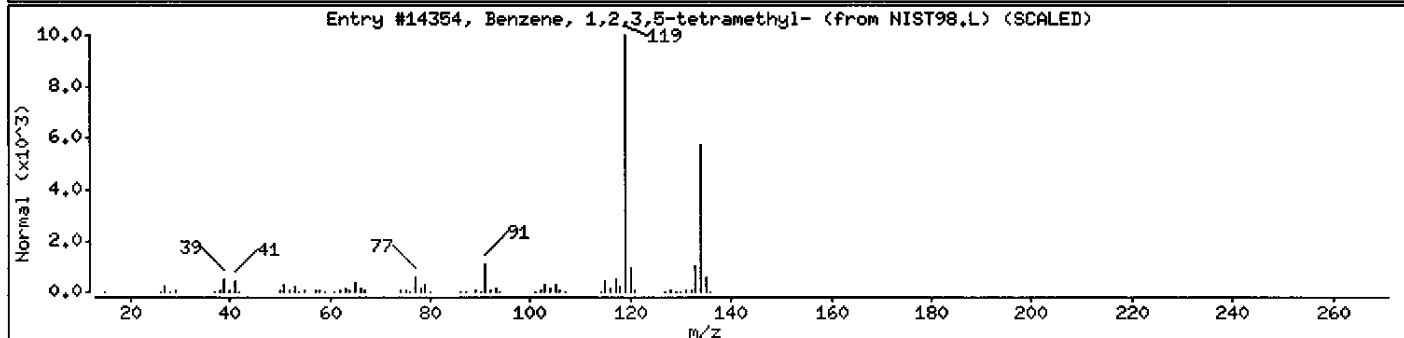
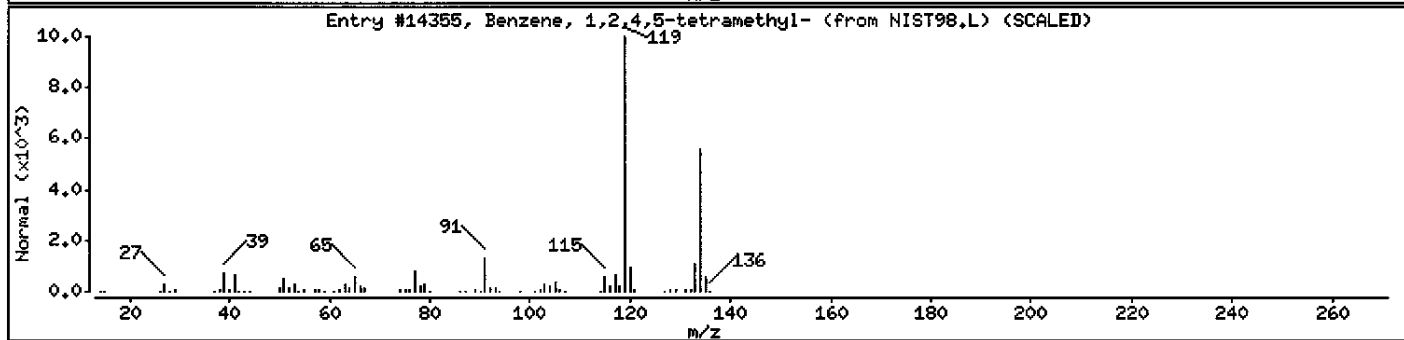
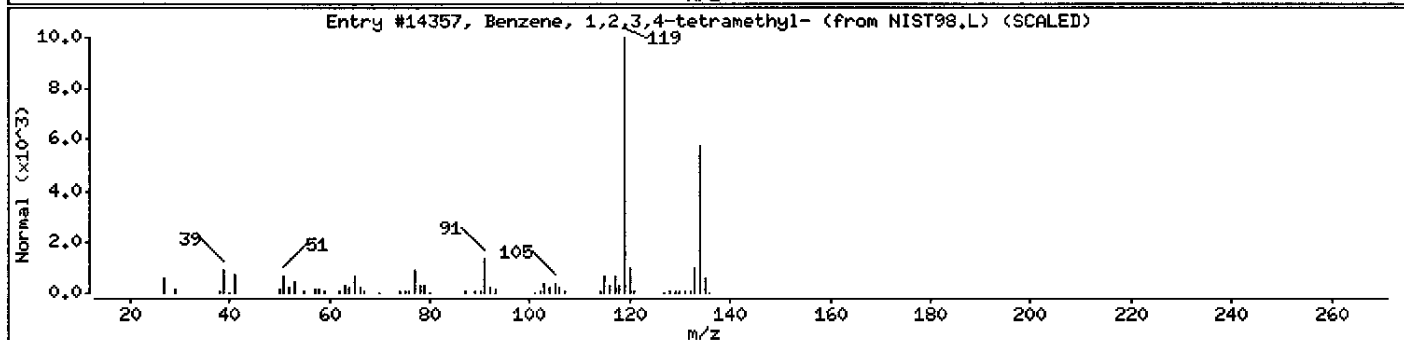
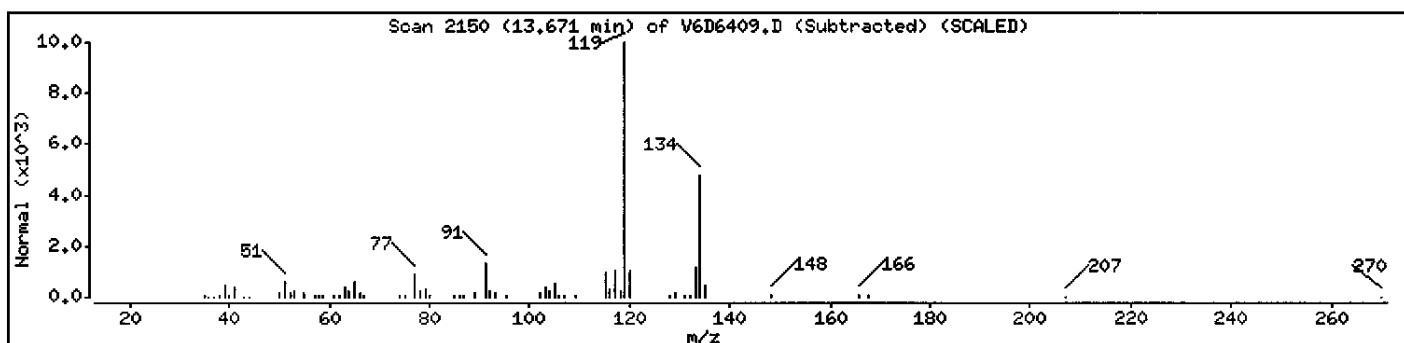
Purge Volume: 5.0

Operator: SB SRC: LIMS

Column phase: DB-624

Column diameter: 0.25

Library Search Compound Match	CAS Number	Library	Entry	Quality	Formula	Weight
Benzene, 1,2,3,4-tetramethyl-	488-23-3	NIST98.L	14357	97	C10H14	134
Benzene, 1,2,4,5-tetramethyl-	95-93-2	NIST98.L	14355	97	C10H14	134
Benzene, 1,2,3,5-tetramethyl-	527-53-7	NIST98.L	14354	94	C10H14	134



Data File: \\AVOCADRO\ORGANICS\organic\voa\V6.i\050602.B\V6D6409.D

Date : 02-JUN-2005 19:27

Client ID: PW-3

Instrument: V6.i

Sample Info: ,D0618-07A,MW-06,18358

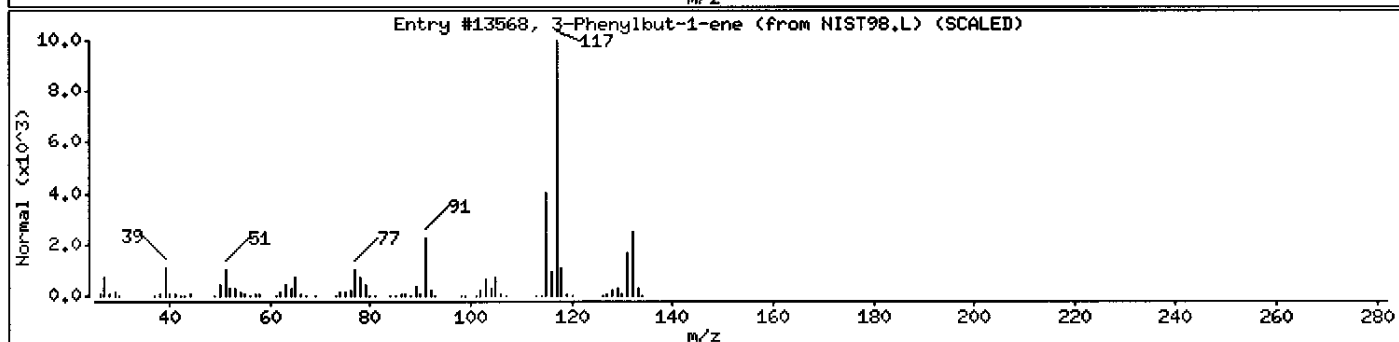
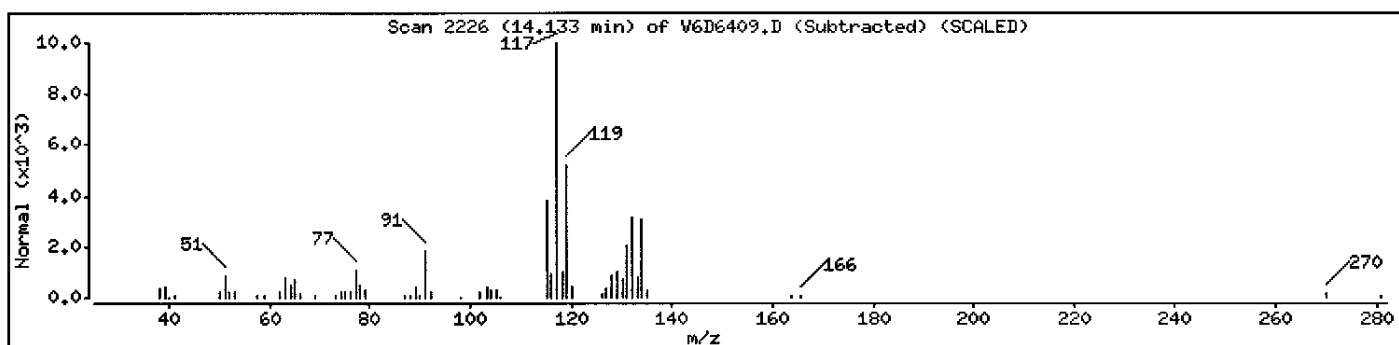
Purge Volume: 5.0

Operator: SB SRC: LIMS

Column phase: DB-624

Column diameter: 0.25

Library Search Compound Match	CAS Number	Library	Entry	Quality	Formula	Weight
Unknown						
3-Phenylbut-1-ene	934-10-1	NIST98.L	13568	62	C <sub>10</sub> H <sub>12</sub>	132



Data File: \\AVOGADRO\ORGANICS\organic\voa\V6.i\050602.B\V6D6409.D

Date : 02-JUN-2005 19:27

Client ID: PW-3

Instrument: V6.i

Sample Info: ,D0618-07A,MW-06,18358

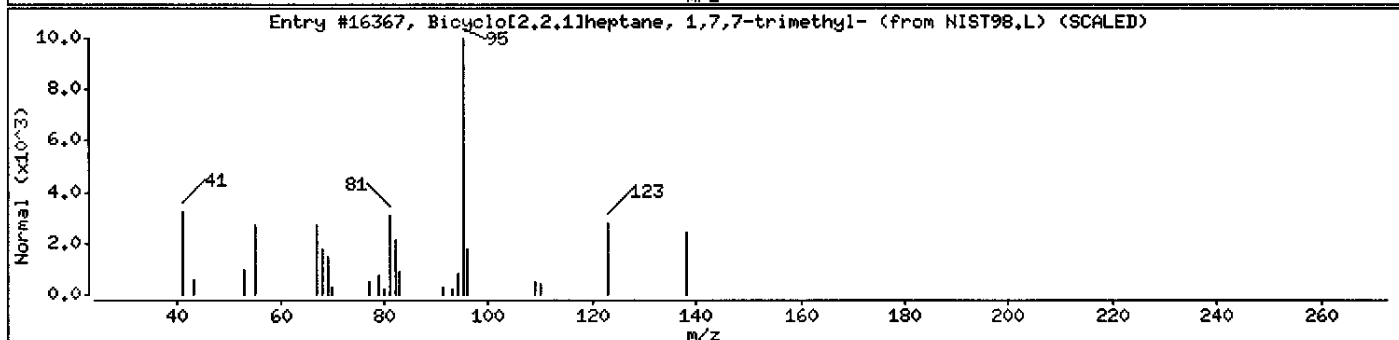
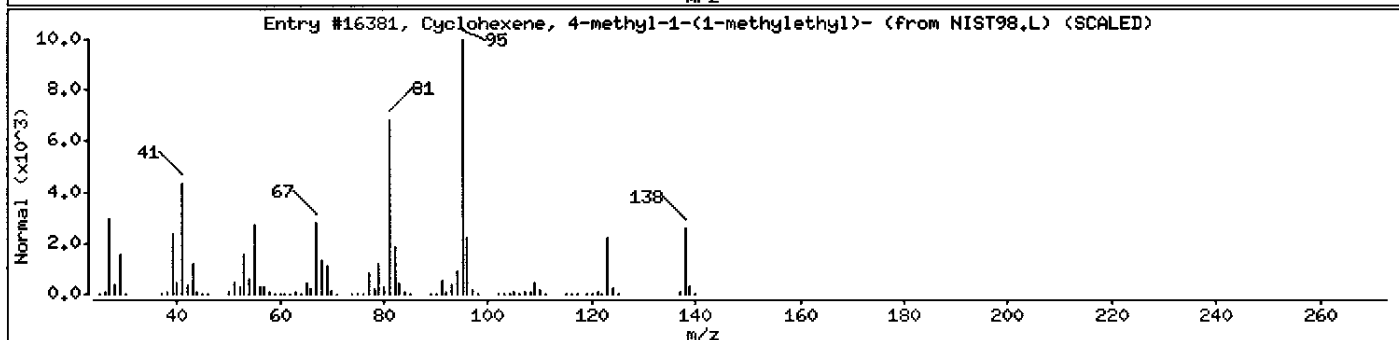
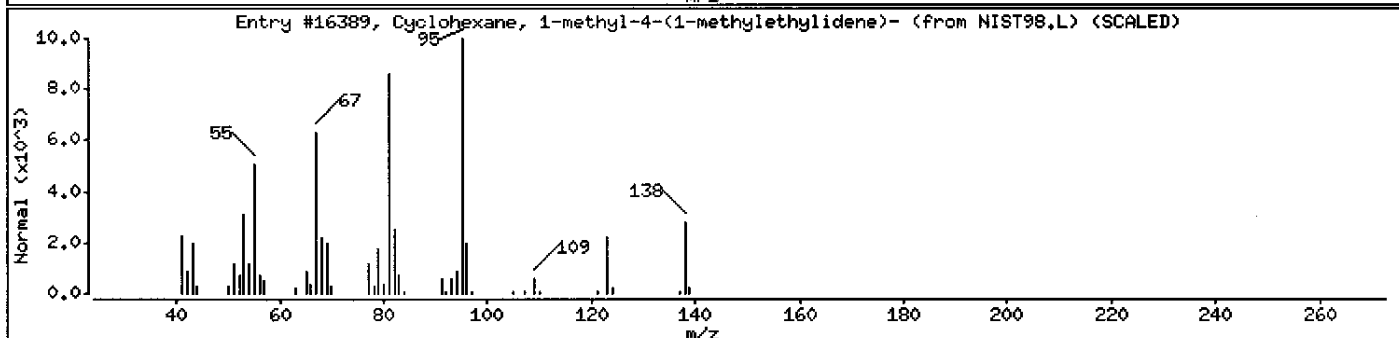
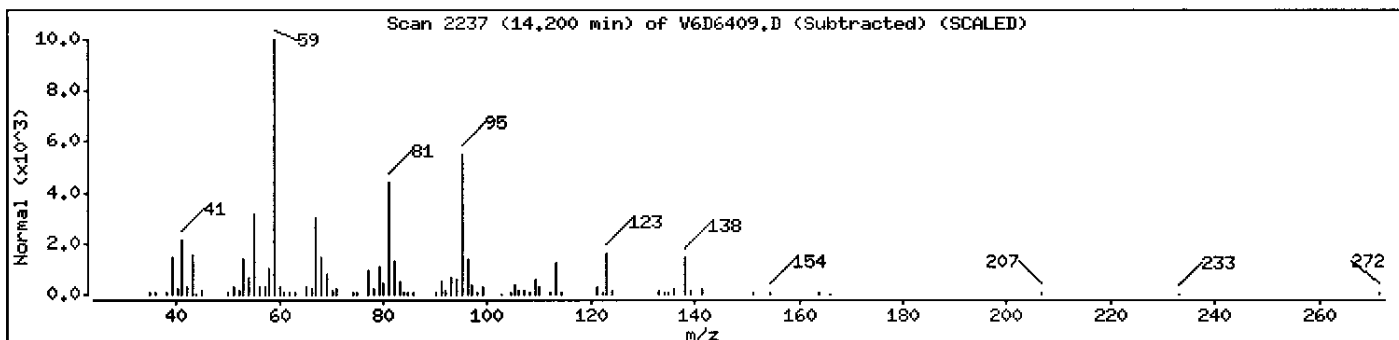
Purge Volume: 5.0

Operator: SB SRC: LIMS

Column phase: DB-624

Column diameter: 0.25

Library Search Compound Match	CAS Number	Library	Entry	Quality	Formula	Weight
Cyclic Alkane						
Cyclohexane, 1-methyl-4-(1-methylethylidene)-	1124-27-2	NIST98.L	16389	90	C10H18	138
Cyclohexene, 4-methyl-1-(1-methylethyl)-	500-00-5	NIST98.L	16381	86	C10H18	138
Bicyclo[2.2.1]heptane, 1,7,7-trimethyl-	464-15-3	NIST98.L	16367	83	C10H18	138



Data File: \\AVOGADRO\ORGANICS\organic\voa\V6.i\050602.B\V6D6409.D

Date : 02-JUN-2005 19:27

Client ID: PW-3

Instrument: V6.i

Sample Info: ,D0618-07A,MW-06,18358

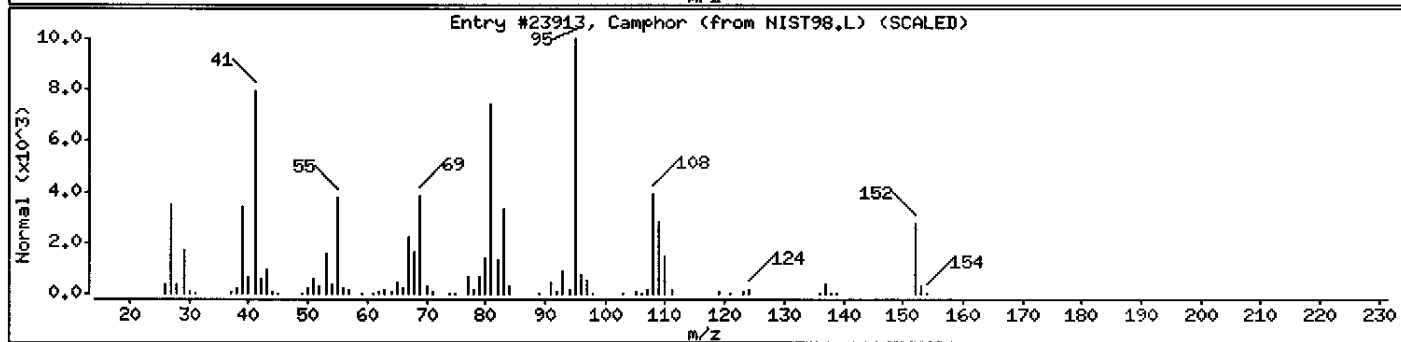
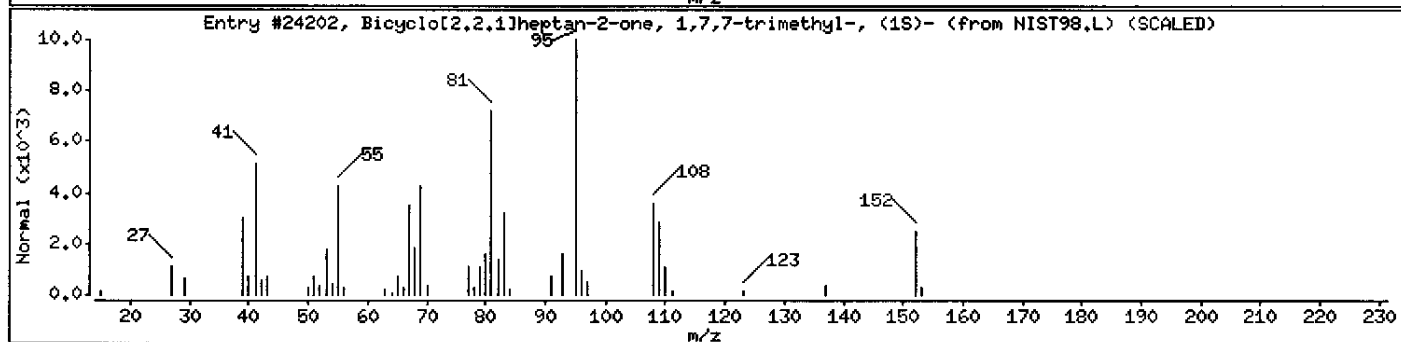
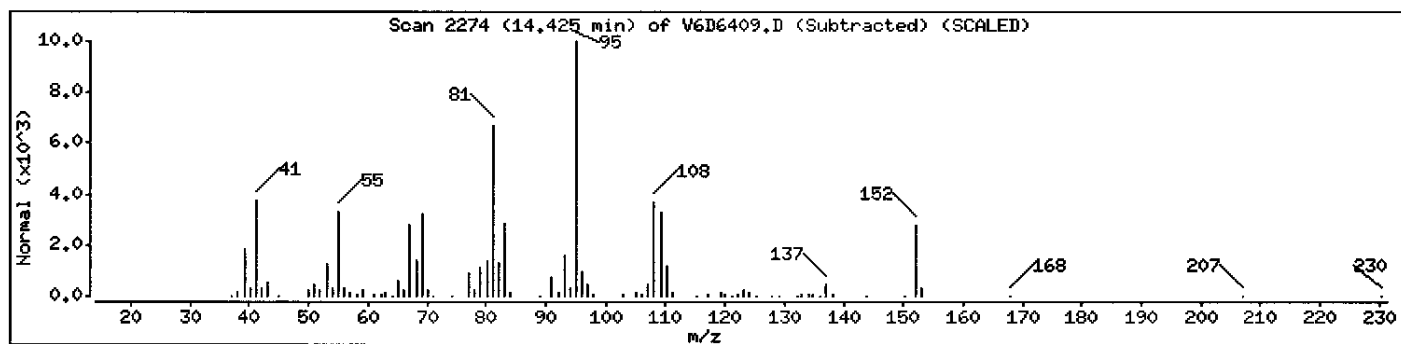
Purge Volume: 5.0

Operator: SB SRC: LIHS

Column phase: DB-624

Column diameter: 0.25

Library Search Compound Match	CAS Number	Library	Entry	Quality	Formula	Weight
Bicyclo[2.2.1]heptan-2-one, 1,7,7-trimet	464-48-2	NIST98.L	24202	98	C <sub>10</sub> H <sub>16</sub> O	152
Camphor	76-22-2	NIST98.L	23913	96	C <sub>10</sub> H <sub>16</sub> O	152



1A  
VOLATILE ORGANICS ANALYSIS DATA SHEET

EPA SAMPLE NO.

PW-3DL

Lab Name: MITKEM CORPORATION Contract: \_\_\_\_\_

Lab Code: MITKEM Case No.: \_\_\_\_\_ SAS No.: \_\_\_\_\_ SDG No.: MD0618

Matrix: (soil/water) WATER Lab Sample ID: D0618-07ADL

Sample wt/vol: 5.000 (g/mL) ML Lab File ID: V6D6433

Level: (low/med) LOW Date Received: 05/27/05

% Moisture: not dec. \_\_\_\_\_ Date Analyzed: 06/03/05

GC Column: DB-624 ID: 0.25 (mm) Dilution Factor: 200.0

Soil Extract Volume: \_\_\_\_\_ (uL) Soil Aliquot Volume: \_\_\_\_\_ (uL)

CONCENTRATION UNITS:  
(ug/L or ug/Kg) UG/L Q

CAS NO.	COMPOUND		
75-71-8	Dichlorodifluoromethane	2000	U
74-87-3	Chloromethane	2000	U
75-01-4	Vinyl Chloride	12000	D
74-83-9	Bromomethane	2000	U
75-00-3	Chloroethane	2000	U
75-69-4	Trichlorofluoromethane	2000	U
75-35-4	1,1-Dichloroethene	2000	U
76-13-1	1,1,2-Trichloro-1,2,2-trifluoroethane	2000	U
67-64-1	Acetone	2000	U
75-15-0	Carbon Disulfide	2000	U
79-20-9	Methyl Acetate	2000	U
75-09-2	Methylene Chloride	2000	U
156-60-5	trans-1,2-Dichloroethene	290	DJ
1634-04-4	Methyl tert-Butyl Ether	2000	U
75-34-3	1,1-Dichloroethane	2000	U
156-59-2	cis-1,2-Dichloroethene	60000	DE
78-93-3	2-Butanone	2000	U
67-66-3	Chloroform	2000	U
71-55-6	1,1,1-Trichloroethane	2000	U
110-82-7	Cyclohexane	2000	U
56-23-5	Carbon Tetrachloride	2000	U
71-43-2	Benzene	2000	U
107-06-2	1,2-Dichloroethane	2000	U

1B  
VOLATILE ORGANICS ANALYSIS DATA SHEET

EPA SAMPLE NO.

PW-3DL

Lab Name: MITKEM CORPORATION Contract: \_\_\_\_\_

Lab Code: MITKEM Case No.: \_\_\_\_\_ SAS No.: \_\_\_\_\_ SDG No.: MD0618

Matrix: (soil/water) WATER Lab Sample ID: D0618-07ADL

Sample wt/vol: 5.000 (g/mL) ML Lab File ID: V6D6433

Level: (low/med) LOW Date Received: 05/27/05

% Moisture: not dec. \_\_\_\_\_ Date Analyzed: 06/03/05

GC Column: DB-624 ID: 0.25 (mm) Dilution Factor: 200.0

Soil Extract Volume: \_\_\_\_\_ (uL) Soil Aliquot Volume: \_\_\_\_\_ (uL)

CONCENTRATION UNITS:  
(ug/L or ug/Kg) UG/L Q

CAS NO.	COMPOUND		
79-01-6	Trichloroethene	8100	D
108-87-2	Methylcyclohexane	2000	U
78-87-5	1,2-Dichloropropane	2000	U
75-27-4	Bromodichloromethane	2000	U
10061-01-5	cis-1,3-Dichloropropene	2000	U
108-10-1	4-Methyl-2-Pentanone	2000	U
108-88-3	Toluene	2000	U
10061-02-6	trans-1,3-Dichloropropene	2000	U
79-00-5	1,1,2-Trichloroethane	2000	U
127-18-4	Tetrachloroethene	90000	DE
591-78-6	2-Hexanone	2000	U
124-48-1	Dibromochloromethane	2000	U
106-93-4	1,2-Dibromoethane	2000	U
108-90-7	Chlorobenzene	2000	U
100-41-4	Ethylbenzene	2000	U
1330-20-7	Xylene (Total)	2000	U
100-42-5	Styrene	2000	U
75-25-2	Bromoform	2000	U
98-82-8	Isopropylbenzene	2000	U
79-34-5	1,1,2,2-Tetrachloroethane	2000	U
541-73-1	1,3-Dichlorobenzene	2000	U
106-46-7	1,4-Dichlorobenzene	2000	U
95-50-1	1,2-Dichlorobenzene	2000	U
96-12-8	1,2-Dibromo-3-chloropropane	2000	U
120-82-1	1,2,4-Trichlorobenzene	2000	U

1F  
VOLATILE ORGANICS ANALYSIS DATA SHEET  
TENTATIVELY IDENTIFIED COMPOUNDS

EPA SAMPLE NO.

PW-3DL

Lab Name: MITKEM CORPORATION Contract: \_\_\_\_\_

Lab Code: MITKEM Case No.: \_\_\_\_\_ SAS No.: \_\_\_\_\_ SDG No.: MD0618

Matrix: (soil/water) WATER Lab Sample ID: D0618-07ADL

Sample wt/vol: 5.000 (g/mL) ML Lab File ID: V6D6433

Level: (low/med) LOW Date Received: 05/27/05

% Moisture: not dec. \_\_\_\_\_ Date Analyzed: 06/03/05

GC Column: DB-624 ID: 0.25 (mm) Dilution Factor: 200.0

Soil Extract Volume: \_\_\_\_\_ (uL) Soil Aliquot Volume: \_\_\_\_\_ (uL)

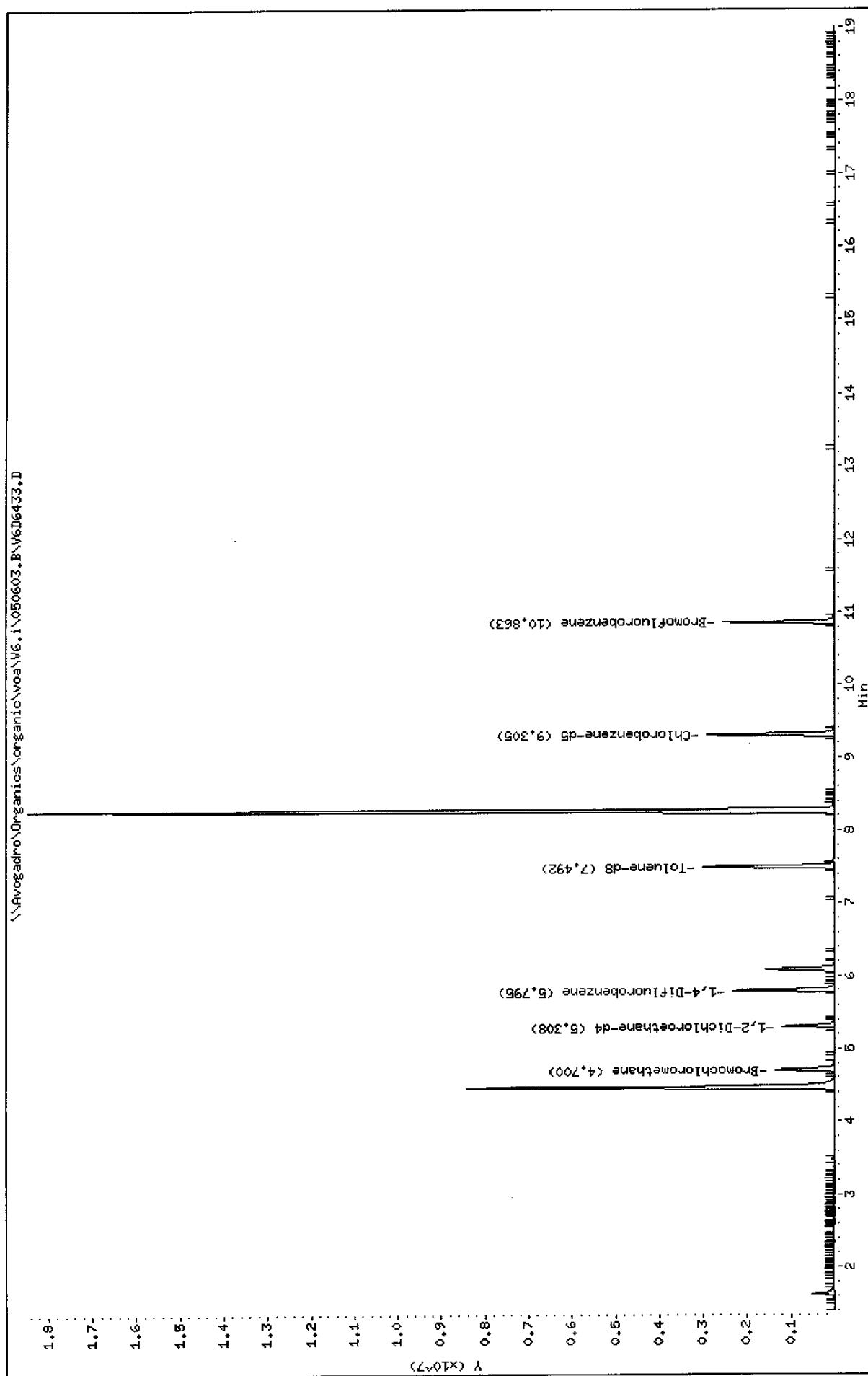
Number TICs found: 0 CONCENTRATION UNITS:  
(ug/L or ug/Kg) ug/L

CAS NUMBER	COMPOUND NAME	RT	EST. CONC.	Q
1.				
2.				
3.				
4.				
5.				
6.				
7.				
8.				
9.				
10.				
11.				
12.				
13.				
14.				
15.				
16.				
17.				
18.				
19.				
20.				
21.				
22.				
23.				
24.				
25.				
26.				
27.				
28.				
29.				
30.				



Data File: \\Avogadro\Organics\voa\voa\050603.B\050603.D  
Date : 03-JUN-2005 19:08  
Client ID: PW-3DL  
Sample Info: D0618-07ADL,18379,200X  
Purge Volume: 5.0  
Column phase: DB-624

Instrument: V6.i  
Operator: SB SRC: SB  
Column diameter: 0.25



Data File: \\Avogadro\Organics\organic\voa\V6.i\050603.B\V6D6433.D  
Report Date: 24-Jun-2005 18:01

Mitkem Corporation

CLP OLM4.X - Water and Medium Soils

Data file : \\Avogadro\Organics\organic\voa\V6.i\050603.B\V6D6433.D  
Lab Smp Id: D0618-07ADL Client Smp ID: PW-3DL  
Inj Date : 03-JUN-2005 19:08  
Operator : SB SRC: SB Inst ID: V6.i  
Smp Info : ,D0618-07ADL,18379,200X  
Misc Info : ,2  
Comment :  
Method : \\AVOGADRO\ORGANICS\organic\voa\V6.i\050603.B\v6clp4s.m  
Meth Date : 06-Jun-2005 09:32 mtl Quant Type: ISTD  
Cal Date : 03-JUN-2005 11:51 Cal File: V6D6421.D ✓  
Als bottle: 13  
Dil Factor: 200.00000  
Integrator: HP RTE Compound Sublist: CLP4.sub  
Target Version: 4.12  
Processing Host: TARGET10

Concentration Formula: Amt \* DF \* Uf \* 5/Vo \* CpndVariable

Name	Value	Description
DF	200.000	Dilution Factor
Uf	1.000	ng unit correction factor
Vo	5.000	Sample Volume purged (mL)
Va	10.000	LCS Aliquot Volume
Cpnd Variable		Local Compound Variable

Compounds	QUANT SIG							CONCENTRATIONS	
		MASS	RT	EXP RT	REL RT	RESPONSE	ON-COLUMN	FINAL	
							( ug/L)	( ug/L)	
3 Vinyl Chloride	62		1.627	1.626 (0.346)		688391	60.0286	12000	
13 trans-1,2-Dichloroethene	96		3.471	3.470 (0.739)		19016	1.44835	290 (a)	
17 cis-1,2-Dichloroethene	96		4.462	4.461 (0.950)		3811213	302.083	60000 (A)	
* 18 Bromochloromethane	128		4.699	4.699 (1.000)		438570	50.0000		
\$ 23 1,2-Dichloroethane-d4	65		5.308	5.301 (1.129)		1091327	43.6565	44	
* 26 1,4-Difluorobenzene	114		5.801	5.794 (1.000)		1977925	50.0000		
27 Trichloroethene	130		6.086	6.086 (1.049)		592725	40.5731	8100	
\$ 33 Toluene-d8	98		7.492	7.491 (0.805)		2306032	44.8350	45	
37 Tetrachloroethene	164		8.258	8.251 (0.888)		5319247	451.403	90000 (A)	
* 42 Chlorobenzene-d5	117		9.305	9.304 (1.000)		1893653	50.0000		
\$ 50 Bromofluorobenzene	95		10.862	10.861 (1.167)		938651	43.8438	44	

QC Flag Legend

- a - Target compound detected but, quantitated amount Below Limit Of Quantitation (BLOQ).
- A - Target compound detected but, quantitated amount exceeded maximum amount.

KL  
6/27/05

Data File: \\Avogadro\Organics\organic\voa\V6.i\050603.B\V6D6433.D  
Report Date: 24-Jun-2005 18:01

Mitkem Corporation

CLP OLM4.X - Water and Medium Soils

Data file : \\Avogadro\Organics\organic\voa\V6.i\050603.B\V6D6433.D  
Lab Smp Id: D0618-07ADL Client Smp ID: PW-3DL  
Inj Date : 03-JUN-2005 19:08  
Operator : SB SRC: SB Inst ID: V6.i  
Smp Info : ,D0618-07ADL,18379,200X  
Misc Info : ,2  
Comment :  
Method : \\AVOGADRO\ORGANICS\organic\voa\V6.i\050603.B\v6clp4s.m  
Meth Date : 06-Jun-2005 09:32 mtl Quant Type: ISTD  
Cal Date : 03-JUN-2005 11:51 Cal File: V6D6421.D  
Als bottle: 13  
Dil Factor: 200.00000  
Integrator: HP RTE Compound Sublist: CLP4.sub  
Target Version: 4.12  
Processing Host: TARGET10

- NO TENTATIVELY IDENTIFIED COMPOUNDS -

Data File: \\Avogadro\Organics\organic\voa\V6.i\050603.B\V6D6433.D

Date : 03-JUN-2005 19:08

Client ID: PW-3DL

Instrument: V6.i

Sample Info: ,D0618-07ADL,18379,200X

Purge Volume: 5.0

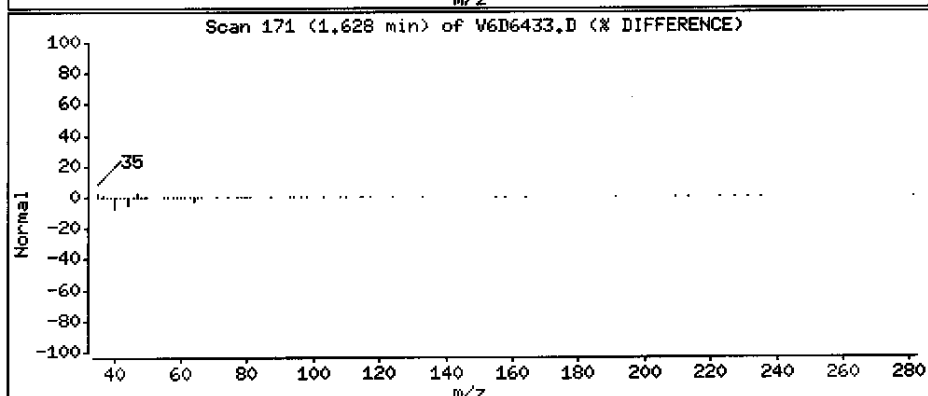
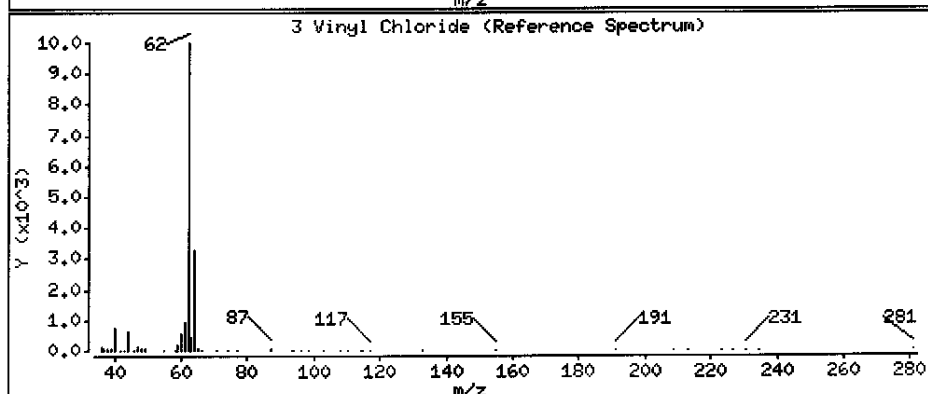
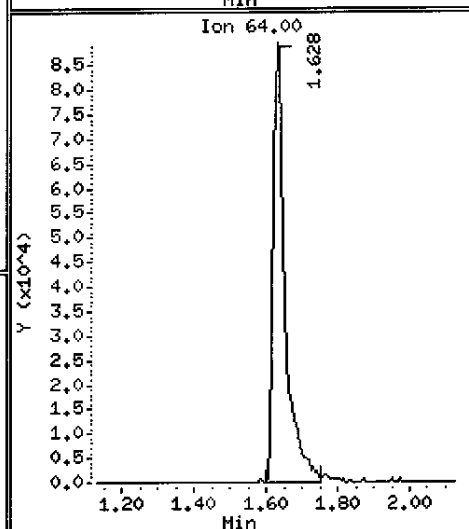
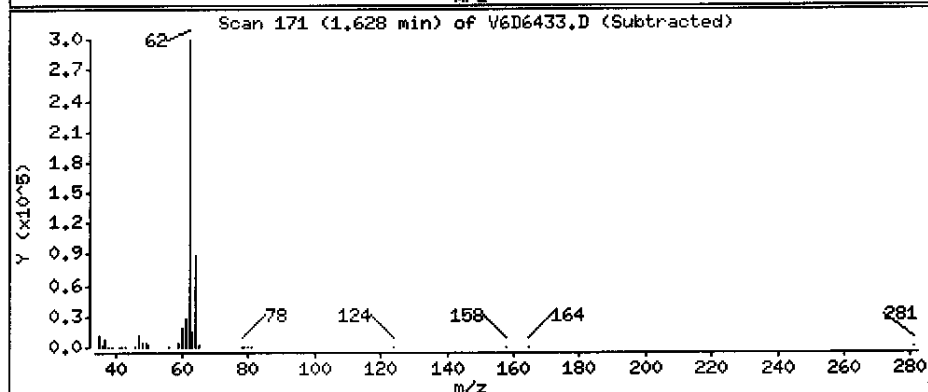
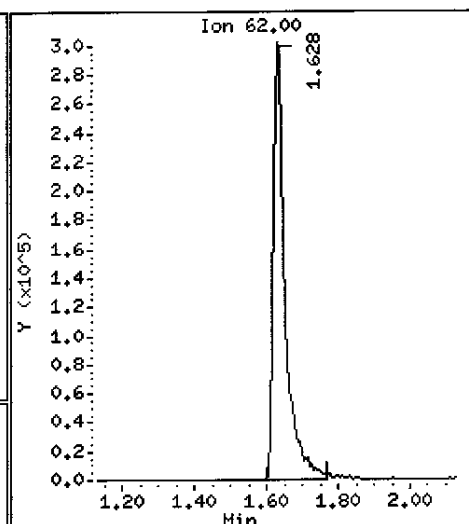
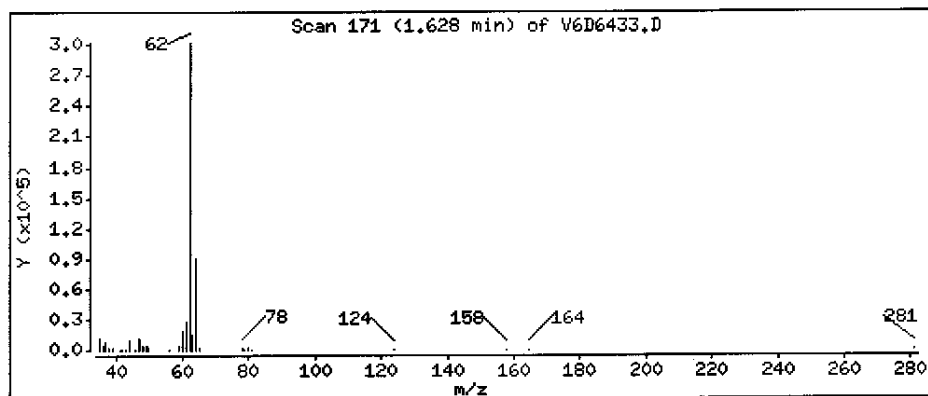
Operator: SB SRC: SB

Column phase: DB-624

Column diameter: 0.25

3 Vinyl Chloride

Concentration: 12000 ug/L



Data File: \\Avogadro\Organics\organic\voa\V6.i\050603.D\V6D6433.D

Date : 03-JUN-2005 19:08

Client ID: PW-3DL

Instrument: V6.i

Sample Info: ,D0618-07ADL,18379,200X

Purge Volume: 5.0

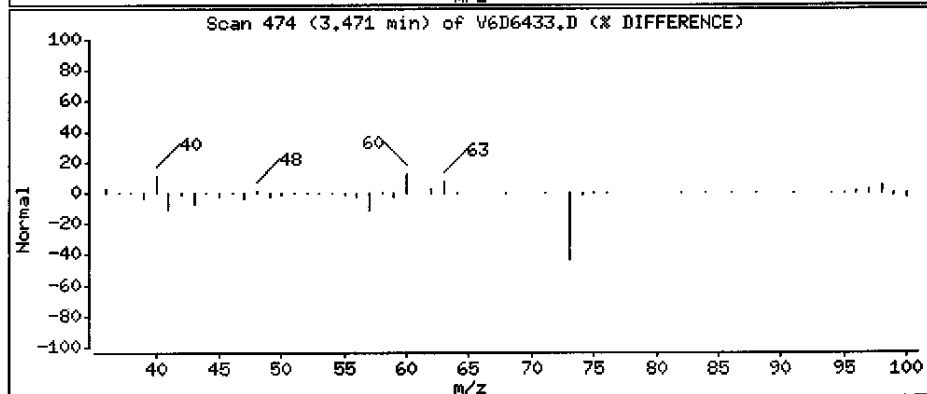
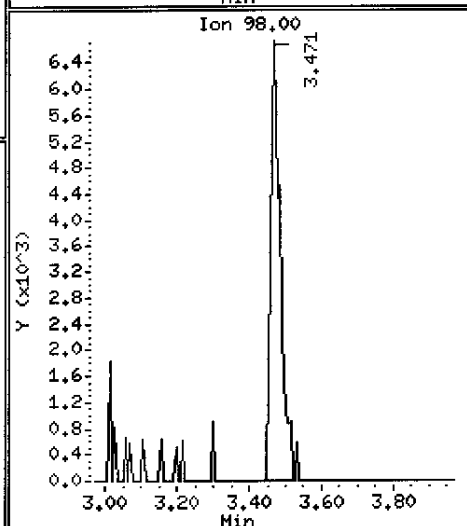
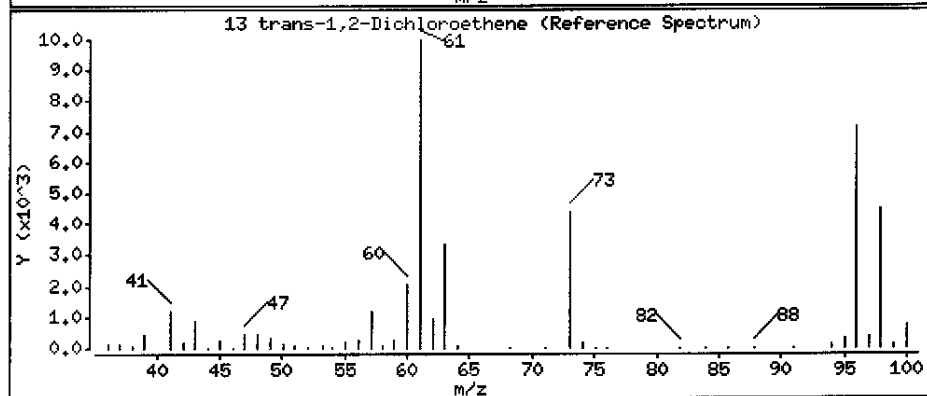
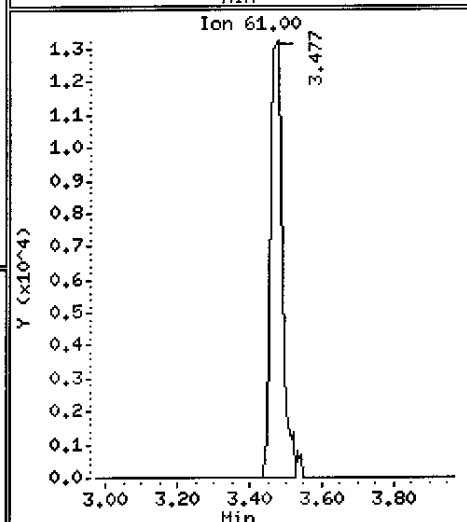
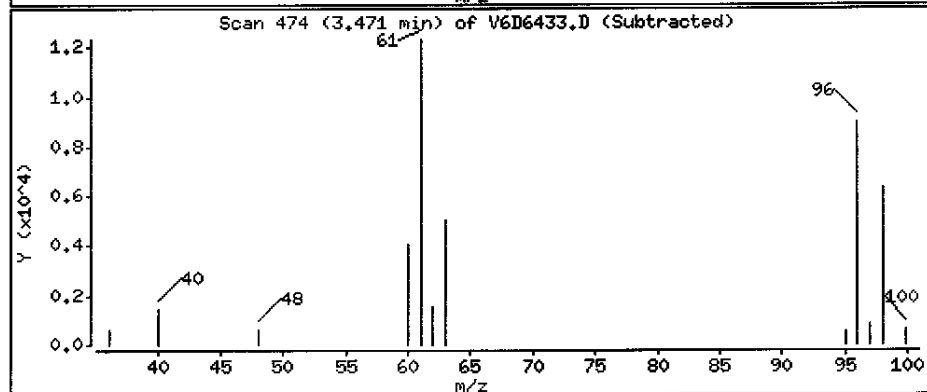
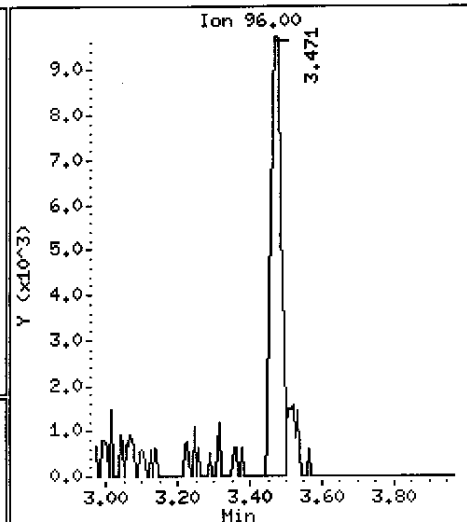
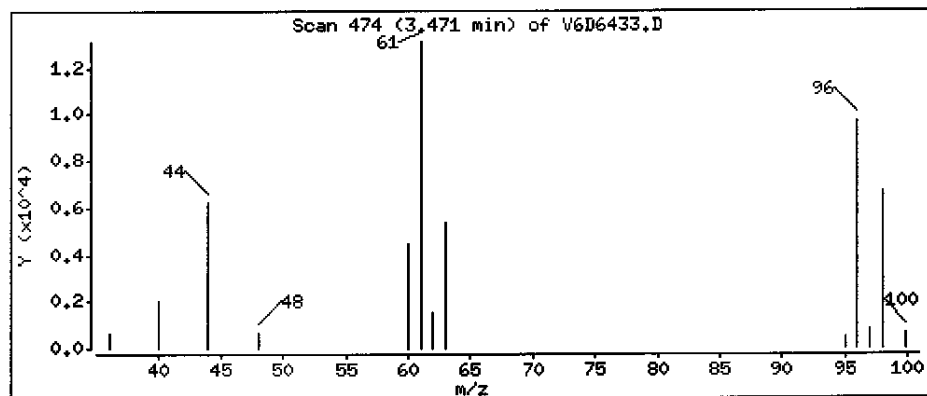
Operator: SB SRC: SB

Column phase: DB-624

Column diameter: 0.25

13 trans-1,2-Dichloroethene

Concentration: 290 ug/L



Data File: \\Avogadro\Organics\organic\voa\V6.i\050603.B\V6D6433.D

Date : 03-JUN-2005 19:08

Client ID: PW-3DL

Instrument: V6.i

Sample Info: ,D0618-07ADL,18379,200X

Purge Volume: 5.0

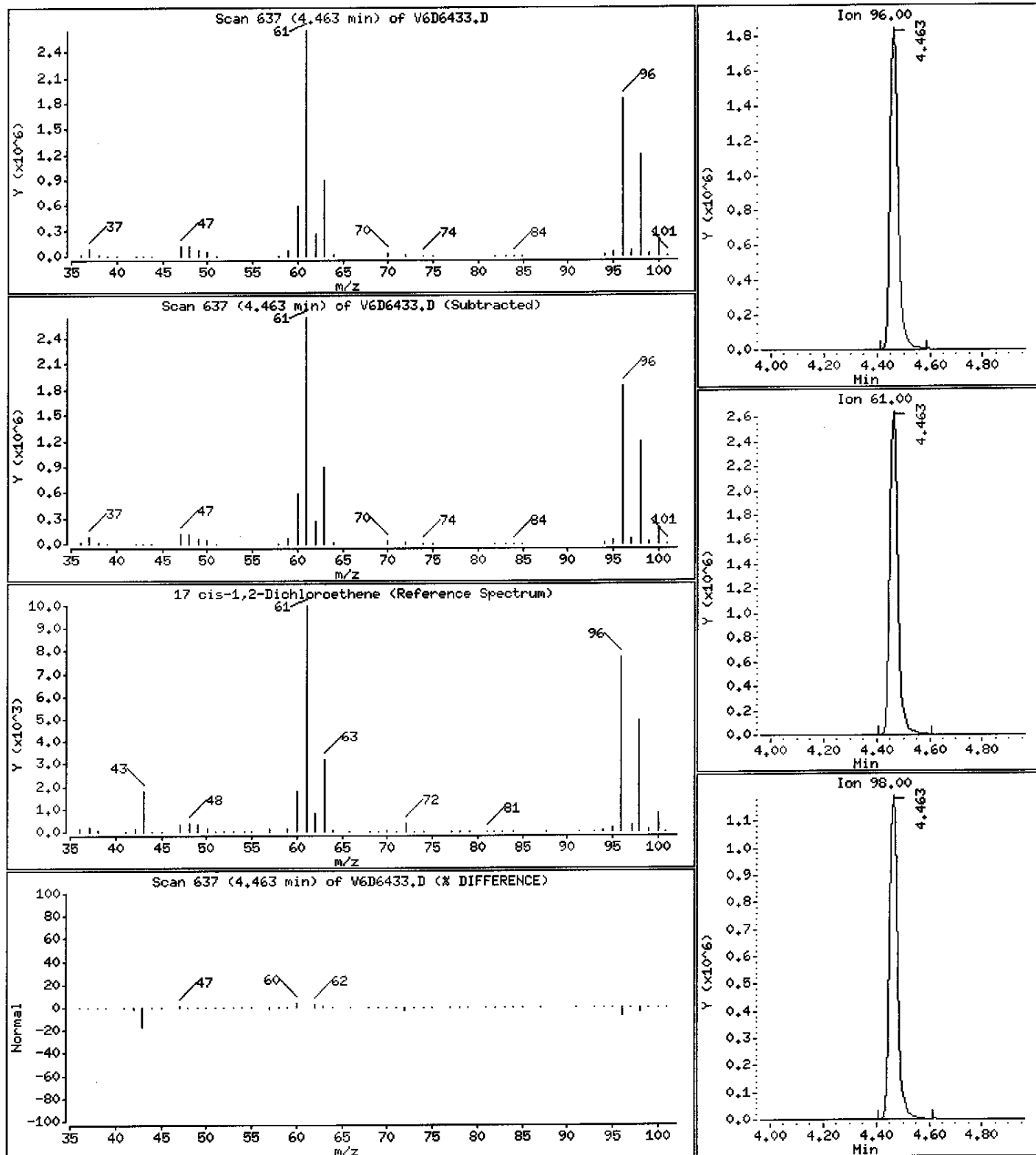
Operator: SB SRC: SB

Column phase: DB-624

Column diameter: 0.25

17 cis-1,2-Dichloroethene

Concentration: 60000 ug/L



Data File: \\Avogadro\Organics\organic\voa\V6.i\050603.B\V6D6433.D

Date : 03-JUN-2005 19:08

Client ID: PW-3DL

Instrument: V6.i

Sample Info: ,D0618-07ADL,18379,200X

Purge Volume: 5.0

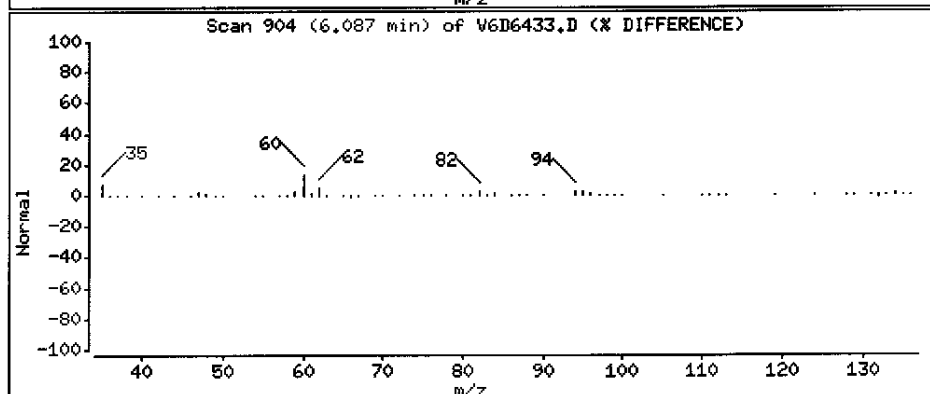
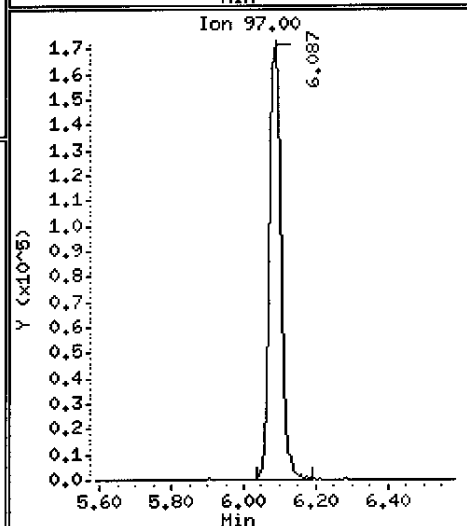
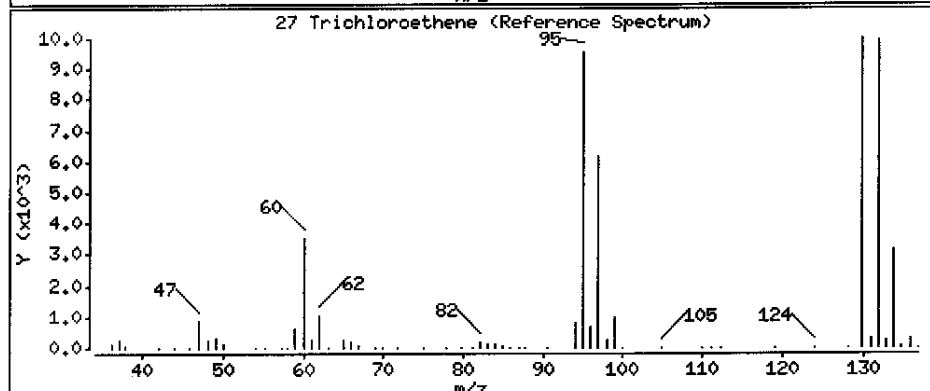
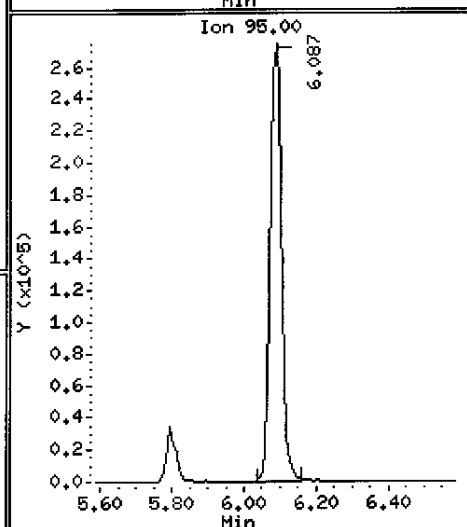
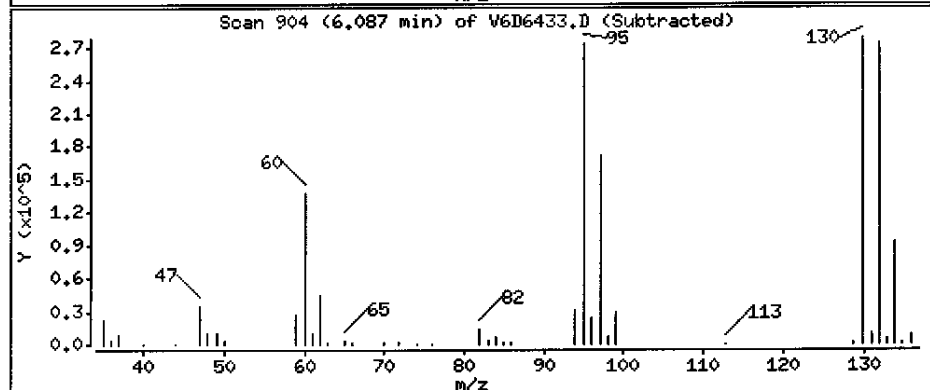
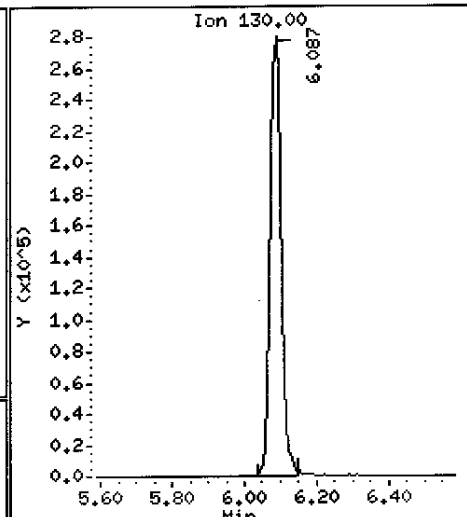
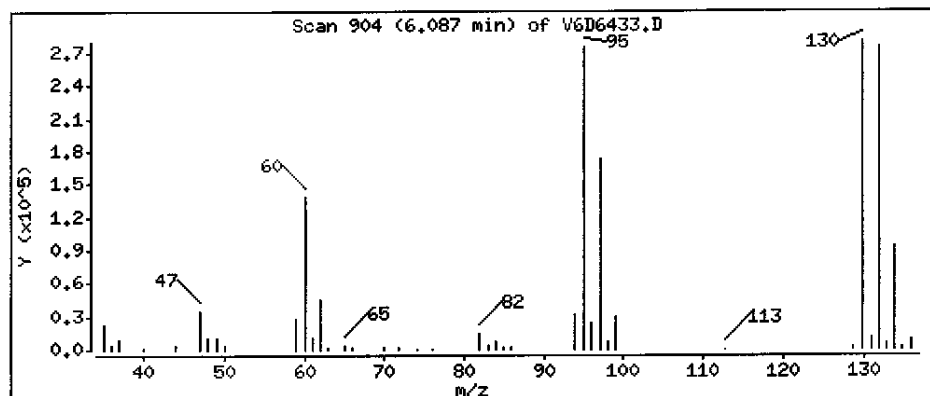
Operator: SB SRC: SB

Column phase: DB-624

Column diameter: 0.25

27 Trichloroethene

Concentration: 8100 ug/L



Data File: \\Avogadro\Organics\organic\voa\W6.i\050603.B\W6D6433.D

Date : 03-JUN-2005 19:08

Client ID: PW-3DL

Instrument: V6.i

Sample Info: ,D0618-07ADL,18379,200X

Purge Volume: 5.0

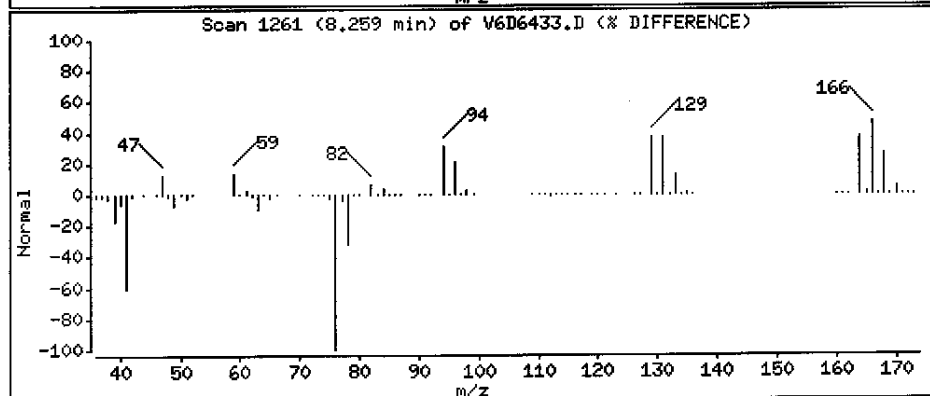
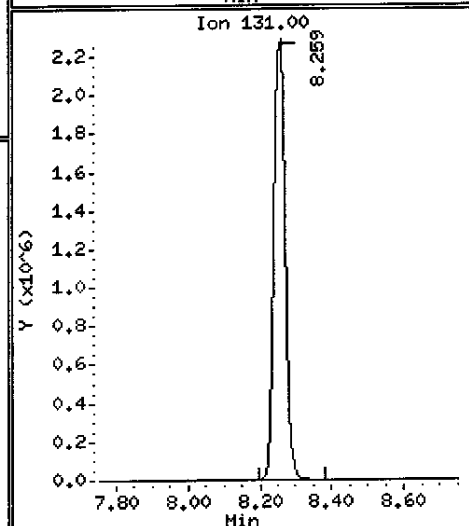
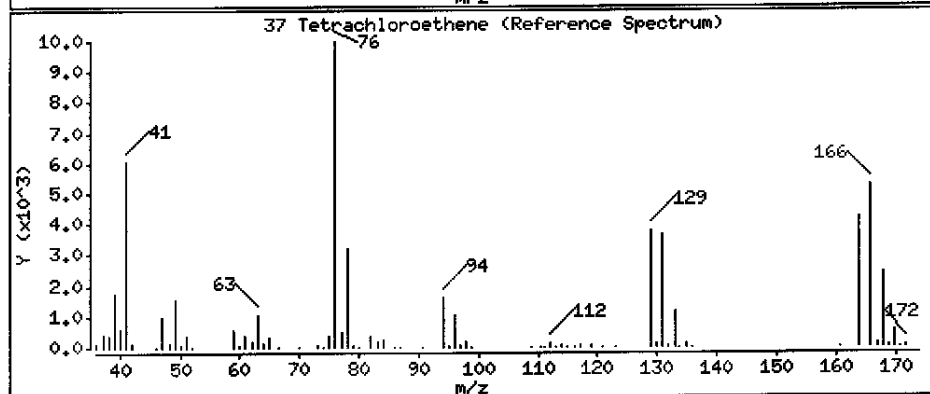
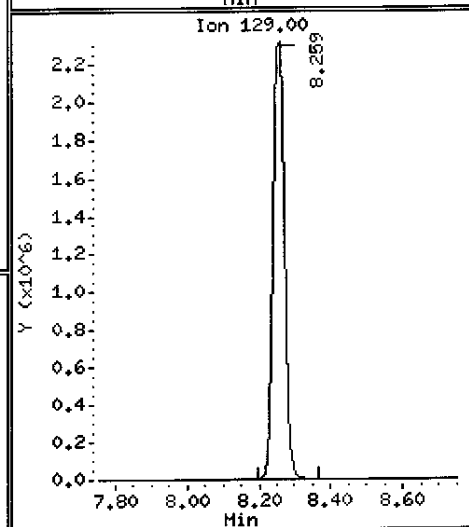
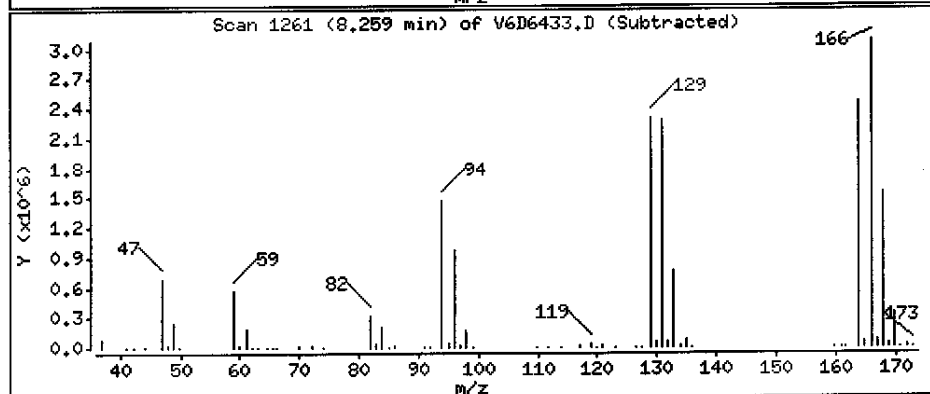
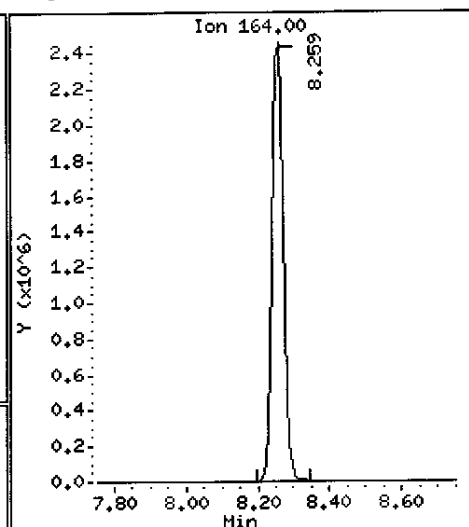
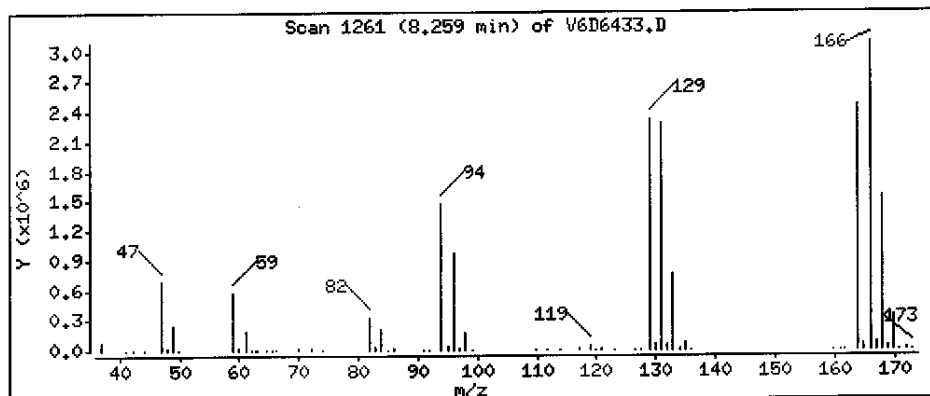
Operator: SB SRC: SB

Column phase: DB-624

Column diameter: 0.25

37 Tetrachloroethene

Concentration: 90000 ug/L





1A  
VOLATILE ORGANICS ANALYSIS DATA SHEET

EPA SAMPLE NO.

PW-3DL1

Lab Name: MITKEM CORPORATION Contract: \_\_\_\_\_

Lab Code: MITKEM Case No.: \_\_\_\_\_ SAS No.: \_\_\_\_\_ SDG No.: MD0618

Matrix: (soil/water) WATER Lab Sample ID: D0618-07ADL1

Sample wt/vol: 5.000 (g/mL) ML Lab File ID: V6D6827

Level: (low/med) LOW Date Received: 05/27/05

% Moisture: not dec. \_\_\_\_\_ Date Analyzed: 06/23/05

GC Column: DB-624 ID: 0.25 (mm) Dilution Factor: 800.0

Soil Extract Volume: \_\_\_\_\_ (uL) Soil Aliquot Volume: \_\_\_\_\_ (uL)

CONCENTRATION UNITS:  
(ug/L or ug/Kg) UG/L Q

CAS NO.	COMPOUND		
75-71-8	Dichlorodifluoromethane	8000	U
74-87-3	Chloromethane	8000	U
75-01-4	Vinyl Chloride	9300	D
74-83-9	Bromomethane	8000	U
75-00-3	Chloroethane	8000	U
75-69-4	Trichlorofluoromethane	8000	U
75-35-4	1,1-Dichloroethene	8000	U
76-13-1	1,1,2-Trichloro-1,2,2-trifluoroethane	8000	U
67-64-1	Acetone	8000	U
75-15-0	Carbon Disulfide	8000	U
79-20-9	Methyl Acetate	8000	U
75-09-2	Methylene Chloride	8000	U
156-60-5	trans-1,2-Dichloroethene	8000	U
1634-04-4	Methyl tert-Butyl Ether	8000	U
75-34-3	1,1-Dichloroethane	8000	U
156-59-2	cis-1,2-Dichloroethene	57000	D
78-93-3	2-Butanone	8000	U
67-66-3	Chloroform	8000	U
71-55-6	1,1,1-Trichloroethane	8000	U
110-82-7	Cyclohexane	8000	U
56-23-5	Carbon Tetrachloride	8000	U
71-43-2	Benzene	8000	U
107-06-2	1,2-Dichloroethane	8000	U

1B  
VOLATILE ORGANICS ANALYSIS DATA SHEET

EPA SAMPLE NO.

PW-3DL1

Lab Name: MITKEM CORPORATION Contract: \_\_\_\_\_

Lab Code: MITKEM Case No.: \_\_\_\_\_ SAS No.: \_\_\_\_\_ SDG No.: MD0618

Matrix: (soil/water) WATER Lab Sample ID: D0618-07ADL1

Sample wt/vol: 5.000 (g/mL) ML Lab File ID: V6D6827

Level: (low/med) LOW Date Received: 05/27/05

% Moisture: not dec. \_\_\_\_\_ Date Analyzed: 06/23/05

GC Column: DB-624 ID: 0.25 (mm) Dilution Factor: 800.0

Soil Extract Volume: \_\_\_\_\_ (uL) Soil Aliquot Volume: \_\_\_\_\_ (uL)

CONCENTRATION UNITS:  
(ug/L or ug/Kg) UG/L Q

CAS NO.	COMPOUND		
79-01-6	Trichloroethene	7300	J
108-87-2	Methylcyclohexane	8000	U
78-87-5	1,2-Dichloropropane	8000	U
75-27-4	Bromodichloromethane	8000	U
10061-01-5	cis-1,3-Dichloropropene	8000	U
108-10-1	4-Methyl-2-Pentanone	8000	U
108-88-3	Toluene	8000	U
10061-02-6	trans-1,3-Dichloropropene	8000	U
79-00-5	1,1,2-Trichloroethane	8000	U
127-18-4	Tetrachloroethene	74000	D
591-78-6	2-Hexanone	8000	U
124-48-1	Dibromochloromethane	8000	U
106-93-4	1,2-Dibromoethane	8000	U
108-90-7	Chlorobenzene	8000	U
100-41-4	Ethylbenzene	8000	U
1330-20-7	Xylene (Total)	8000	U
100-42-5	Styrene	8000	U
75-25-2	Bromoform	8000	U
98-82-8	Isopropylbenzene	8000	U
79-34-5	1,1,2,2-Tetrachloroethane	8000	U
541-73-1	1,3-Dichlorobenzene	8000	U
106-46-7	1,4-Dichlorobenzene	8000	U
95-50-1	1,2-Dichlorobenzene	8000	U
96-12-8	1,2-Dibromo-3-chloropropane	8000	U
120-82-1	1,2,4-Trichlorobenzene	8000	U

1F  
VOLATILE ORGANICS ANALYSIS DATA SHEET  
TENTATIVELY IDENTIFIED COMPOUNDS

EPA SAMPLE NO.

PW-3DL1

Lab Name: MITKEM CORPORATION Contract: \_\_\_\_\_

Lab Code: MITKEM Case No.: \_\_\_\_\_ SAS No.: \_\_\_\_\_ SDG No.: MD0618

Matrix: (soil/water) WATER Lab Sample ID: D0618-07ADL1

Sample wt/vol: 5.000 (g/mL) ML Lab File ID: V6D6827

Level: (low/med) LOW Date Received: 05/27/05

% Moisture: not dec. \_\_\_\_\_ Date Analyzed: 06/23/05

GC Column: DB-624 ID: 0.25 (mm) Dilution Factor: 800.0

Soil Extract Volume: \_\_\_\_\_ (uL) Soil Aliquot Volume: \_\_\_\_\_ (uL)

Number TICs found: 0 CONCENTRATION UNITS:  
(ug/L or ug/Kg) ug/L

CAS NUMBER	COMPOUND NAME	RT	EST. CONC.	Q
=====	=====	=====	=====	=====
1.				
2.				
3.				
4.				
5.				
6.				
7.				
8.				
9.				
10.				
11.				
12.				
13.				
14.				
15.				
16.				
17.				
18.				
19.				
20.				
21.				
22.				
23.				
24.				
25.				
26.				
27.				
28.				
29.				
30.				

Data File: \\AVOGADRO\ORGANICS\organic\voa\6.1\050623.B\6D6827.D

Date : 23-JUN-2005 14:12

Client ID: PM-3DL1 KC 6/26/04

Sample Info: D0618-07ADL, 18686, 800

Purge Volume: 5.0

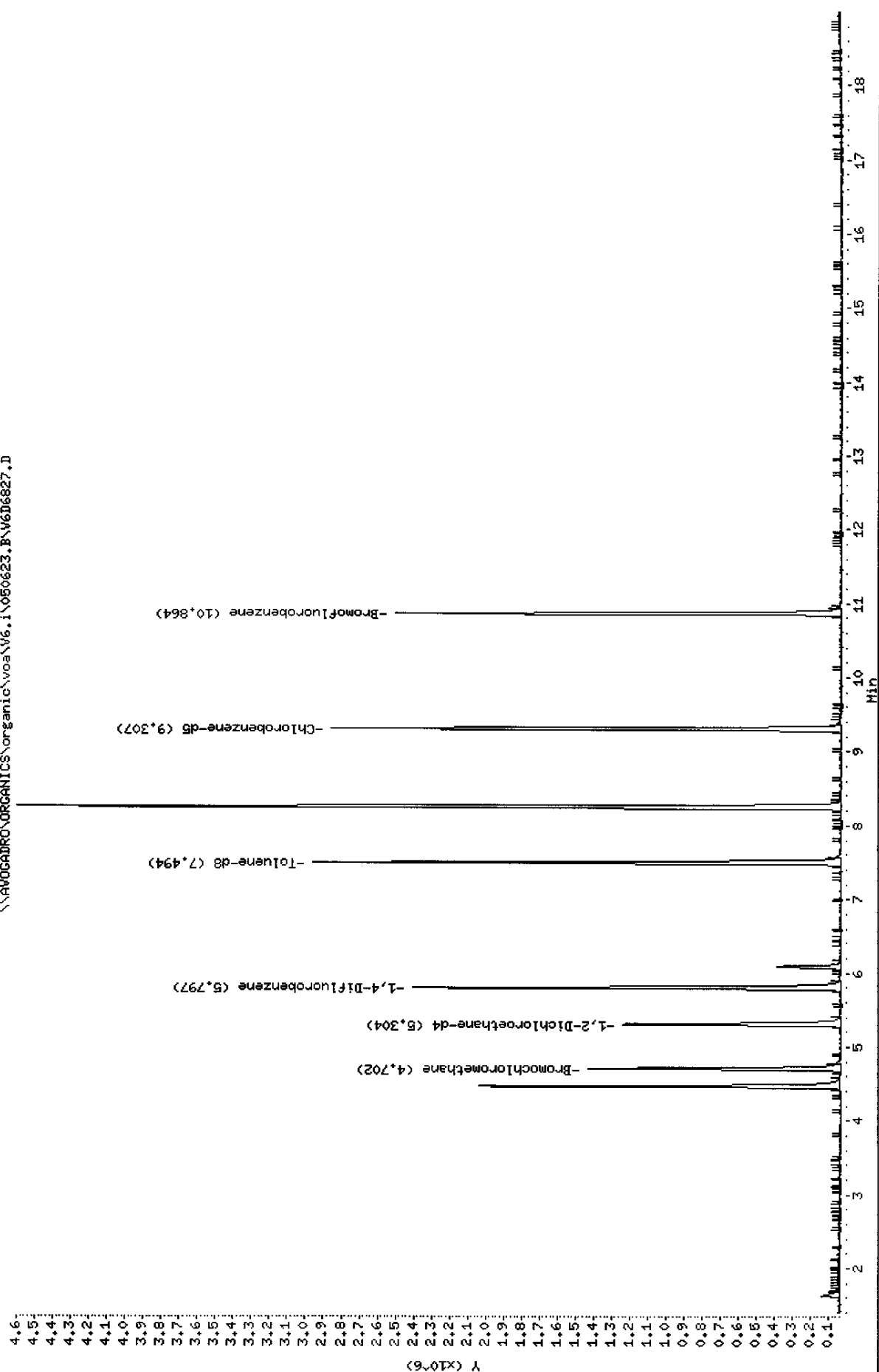
Column phase: DB-624

Instrument: V6.i

Operator: SB SRC: SB

Column diameter: 0.25

\\AVOGADRO\ORGANICS\organic\voa\6.1\050623.B\6D6827.D



Data File: \\AVOGADRO\ORGANICS\organic\voa\V6.i\050623.B\V6D6827.D  
Report Date: 24-Jun-2005 13:29

Mitkem Corporation

CLP OLM4.X - Water and Medium Soils

Data file : \\AVOGADRO\ORGANICS\organic\voa\V6.i\050623.B\V6D6827.D  
Lab Smp Id: D0618-07ADL Client Smp ID: PW-3DL1 KC  
Inj Date : 23-JUN-2005 14:12  
Operator : SB SRC: SB Inst ID: V6.i 6/26/05  
Smp Info : ,D0618-07ADL,,18686,800  
Misc Info : ,3  
Comment :  
Method : \\AVOGADRO\ORGANICS\organic\voa\V6.i\050623.B\v6clp4s.m  
Meth Date : 24-Jun-2005 13:28 mtl Quant Type: ISTD  
Cal Date : 23-JUN-2005 09:25 Cal File: V6D6821.D ✓  
Als bottle: 7  
Dil Factor: 800.00000  
Integrator: HP RTE Compound Sublist: CLP4.sub  
Target Version: 4.03  
Processing Host: TARGET3

Concentration Formula: Amt \* DF \* Uf \* 5/Vo

Name	Value	Description
DF	800.000	Dilution Factor
Uf	1.000	ng unit correction factor
Vo	5.000	Sample Volume purged (mL)

Compounds	QUANT SIG MASS	RT	EXP RT	REL RT	RESPONSE	CONCENTRATIONS	
						ON-COLUMN ( ug/L)	FINAL ( ug/L)
3 Vinyl Chloride	62	1.629	1.630	(0.347)	159938	11.5868	9300
17 cis-1,2-Dichloroethene	96	4.464	4.459	(0.950)	874919	70.7857	57000
* 18 Bromochloromethane	128	4.702	4.702	(1.000)	424318	50.0000	
\$ 23 1,2-Dichloroethane-d4	65	5.304	5.304	(1.128)	1158691	43.1939	43
* 26 1,4-Difluorobenzene	114	5.797	5.797	(1.000)	1925715	50.0000	
27 Trichloroethene	130	6.095	6.083	(1.051)	135123	9.13592	7300 (a)
\$ 33 Toluene-d8	98	7.494	7.494	(0.805)	2187164	41.7421	42 (R)
37 Tetrachloroethene	164	8.260	8.255	(0.888)	1291693	93.0390	74000
* 42 Chlorobenzene-d5	117	9.307	9.307	(1.000)	1851386	50.0000	
\$ 50 Bromofluorobenzene	95	10.864	10.858	(1.167)	882781	40.3257	40 (R)

QC Flag Legend

a - Target compound detected but, quantitated amount  
Below Limit Of Quantitation (BLOQ).  
R - Spike/Surrogate failed recovery limits.

SB  
6/24/05

Data File: \\AVOGADRO\ORGANICS\organic\voa\V6.i\050623.B\V6D6827.D  
Report Date: 24-Jun-2005 13:29

Mitkem Corporation

CLP OLM4.X - Water and Medium Soils  
Data file : \\AVOGADRO\ORGANICS\organic\voa\V6.i\050623.B\V6D6827.D  
Lab Smp Id: D0618-07ADL Client Smp ID: PW-3DL1  
Inj Date : 23-JUN-2005 14:12  
Operator : SB SRC: SB Inst ID: V6.i  
Smp Info : ,D0618-07ADL,,18686,800  
Misc Info : ,3  
Comment :  
Method : \\AVOGADRO\ORGANICS\organic\voa\V6.i\050623.B\v6clp4s.m  
Meth Date : 24-Jun-2005 13:28 mtl Quant Type: ISTD  
Cal Date : 23-JUN-2005 09:25 Cal File: V6D6821.D  
Als bottle: 7  
Dil Factor: 800.00000  
Integrator: HP RTE  
Target Version: 4.03  
Processing Host: TARGET3

KL  
6/24/05

Compound Sublist: CLP4.sub

- NO TENTATIVELY IDENTIFIED COMPOUNDS -

Data File: \\NAVOGADRO\ORGANICS\organic\voa\W6.i\050623.B\W6D6827.D

Date : 23-JUN-2005 14:12

Client ID: PM-3DL *KC 6/26/05*

Instrument: V6.i

Sample Info: ,D0618-07ADL,,18686,800

Purge Volume: 5.0

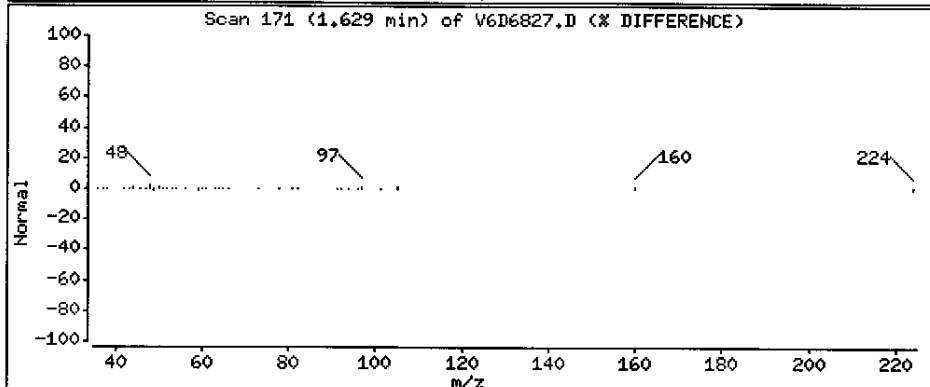
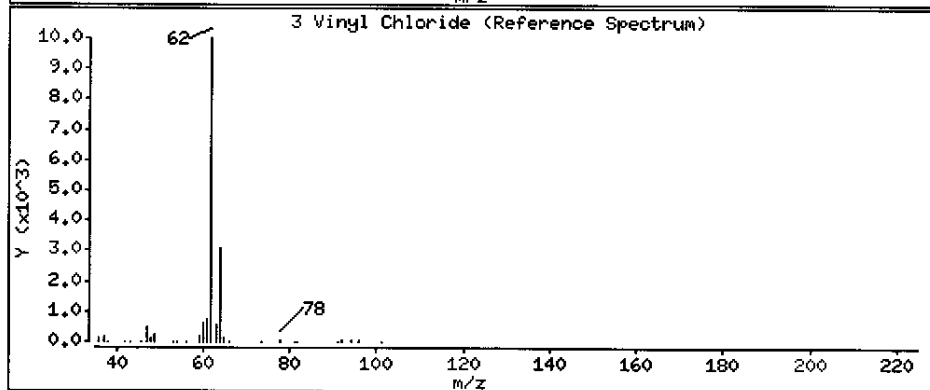
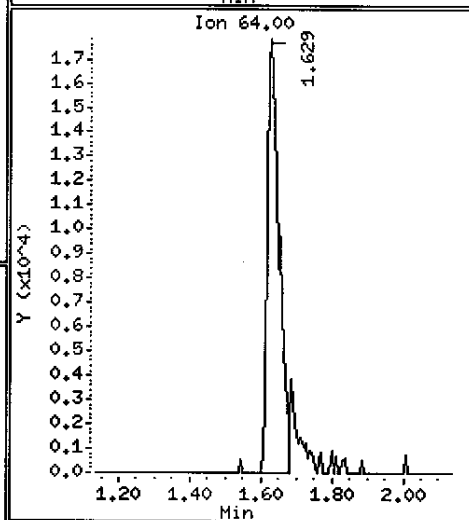
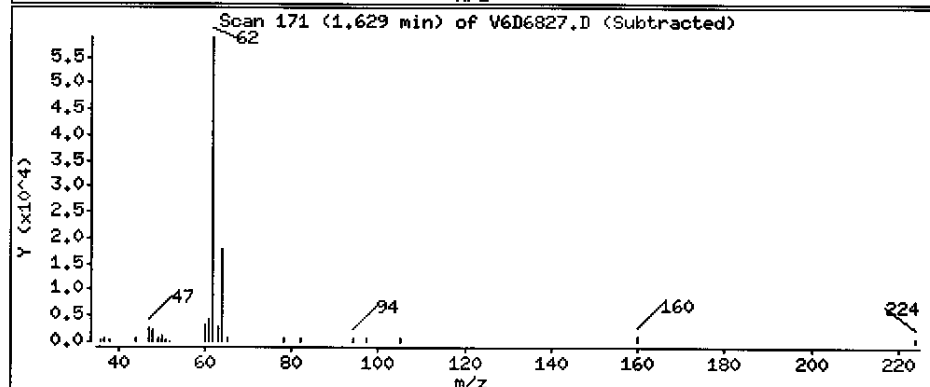
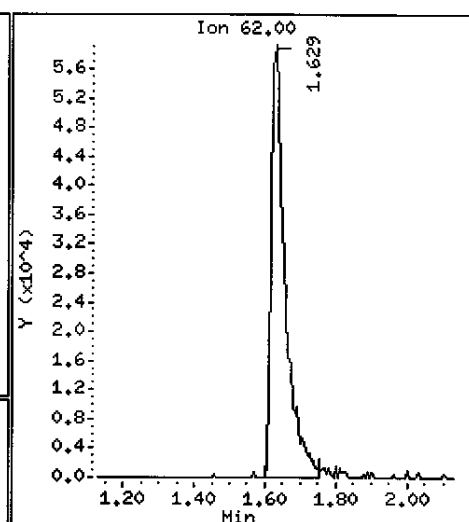
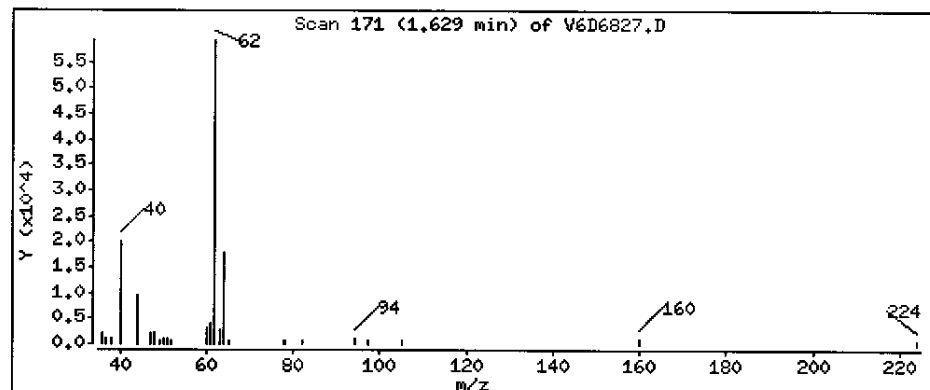
Operator: SB SRC: SB

Column phase: DB-624

Column diameter: 0.25

3 Vinyl Chloride

Concentration: 9300 ug/L



Data File: \\AVOCADRO\ORGANICS\organic\voa\V6.i\050623.B\V6D6827.D

Date : 23-JUN-2005 14:12

Client ID: PW-3DL *KL 6/26/05*

Sample Info: ,D0618-07ADL,,18686,800

Purge Volume: 5.0

Column phase: DB-624

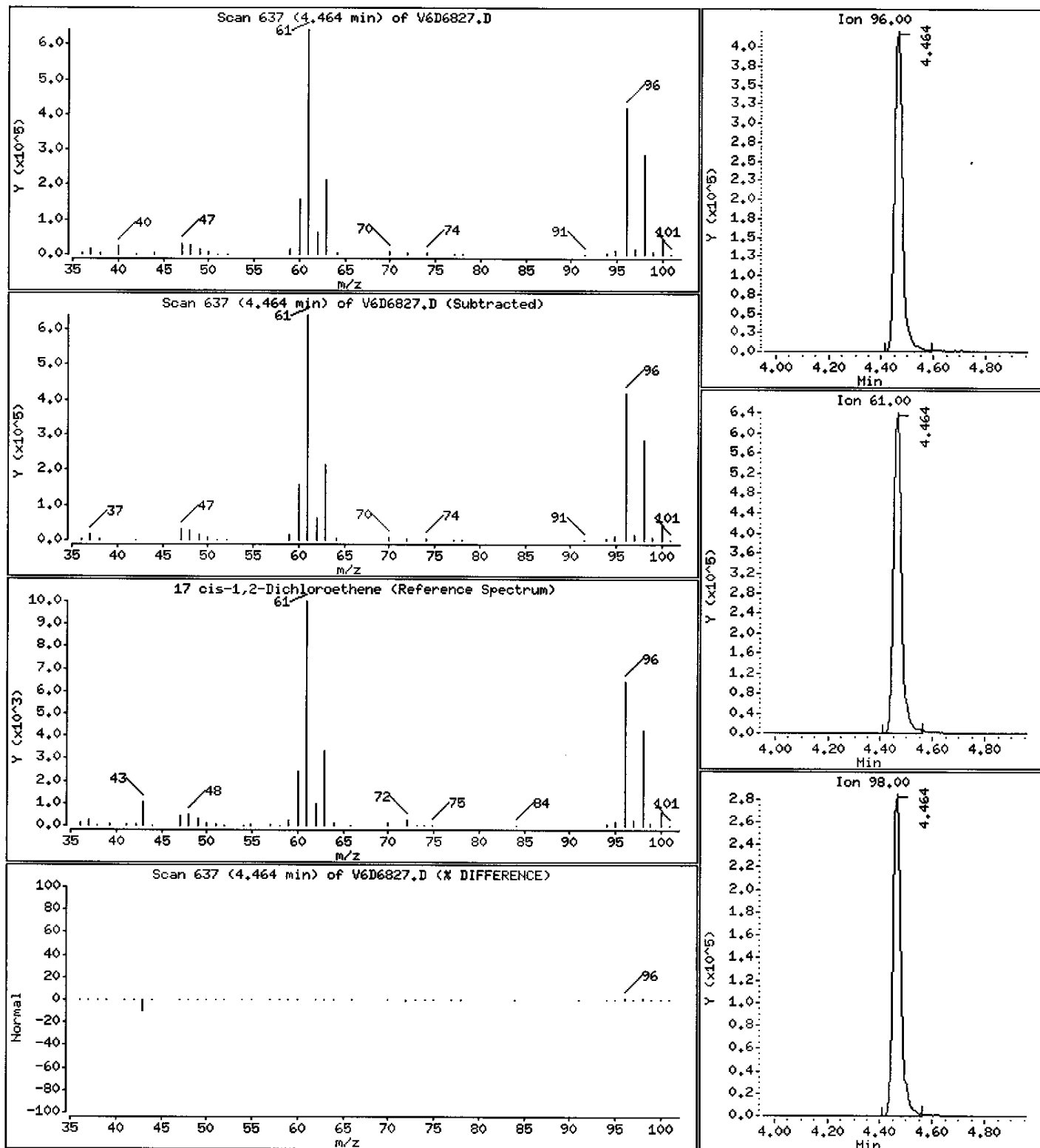
Instrument: V6.i

Operator: SB SRC: SB

Column diameter: 0.25

17 cis-1,2-Dichloroethene

Concentration: 57000 ug/L





Data File: \\NAVOCADRO\ORGANICS\organic\voa\V6.i\050623.B\V6D6827.D

Date : 23-JUN-2005 14:12

Client ID: PW-3DL1 *KL 6/26/05*

Instrument: V6.1

Sample Info: ,D0618-07ADL,,18686,800

Purge Volume: 5.0

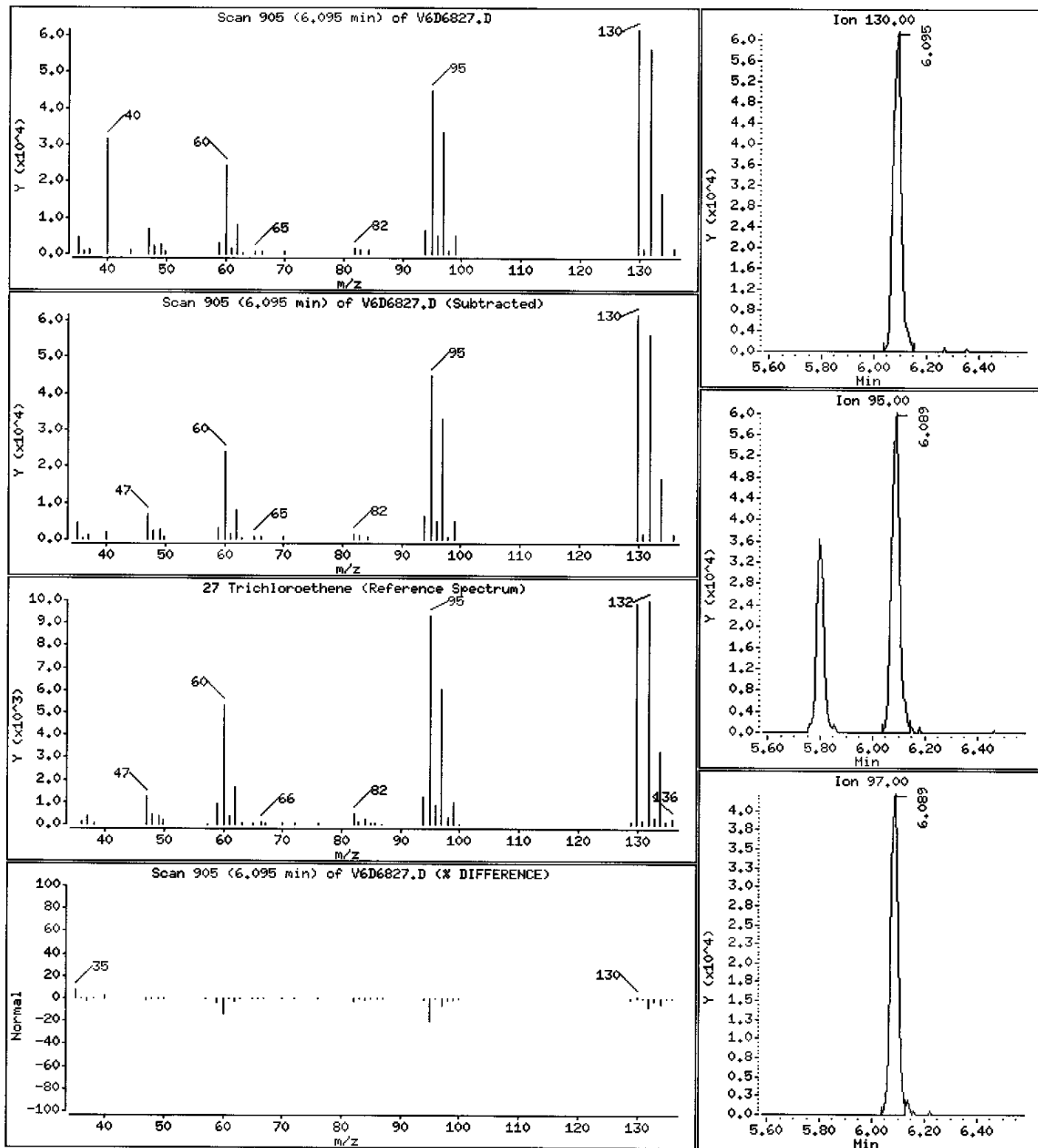
Operator: SB SRC: SB

Column phase: DB-624

Column diameter: 0.25

27 Trichloroethene

Concentration: 7300 ug/L



Data File: \\AVOCADRO\ORGANICS\organic\voa\V6.i\050623.B\V6D6827.D

Date : 23-JUN-2005 14:12

Client ID: PW-3DL1 *KL 6/26/05*

Instrument: V6.i

Sample Info: ,D0618-07ADL,,18686,800

Purge Volume: 5.0

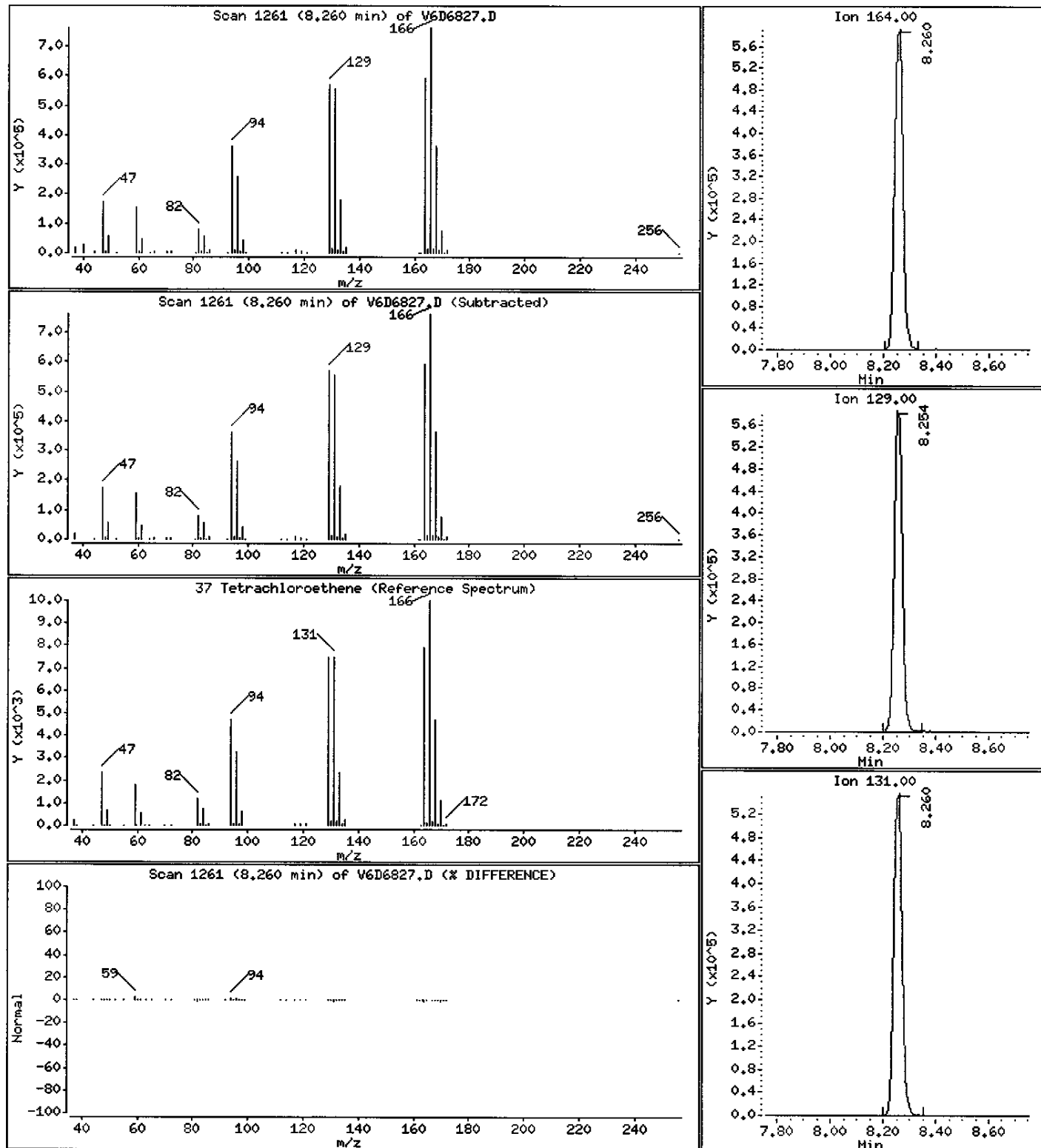
Operator: SB SRC: SB

Column phase: DB-624

Column diameter: 0.25

37 Tetrachloroethene

Concentration: 74000 ug/L



1A  
VOLATILE ORGANICS ANALYSIS DATA SHEET

EPA SAMPLE NO.

RIN-3

Lab Name: MITKEM CORPORATION Contract: \_\_\_\_\_

Lab Code: MITKEM Case No.: \_\_\_\_\_ SAS No.: \_\_\_\_\_ SDG No.: MD0618

Matrix: (soil/water) WATER Lab Sample ID: D0618-09A

Sample wt/vol: 5.000 (g/mL) ML Lab File ID: V6D6461

Level: (low/med) LOW Date Received: 05/27/05

% Moisture: not dec. \_\_\_\_\_ Date Analyzed: 06/06/05

GC Column: DB-624 ID: 0.25 (mm) Dilution Factor: 1.0

Soil Extract Volume: \_\_\_\_\_ (uL) Soil Aliquot Volume: \_\_\_\_\_ (uL)

CONCENTRATION UNITS:  
(ug/L or ug/Kg) UG/L Q

CAS NO.	COMPOUND		
75-71-8	Dichlorodifluoromethane	10	U
74-87-3	Chloromethane	10	U
75-01-4	Vinyl Chloride	10	U
74-83-9	Bromomethane	10	U
75-00-3	Chloroethane	10	U
75-69-4	Trichlorofluoromethane	10	U
75-35-4	1,1-Dichloroethene	10	U
76-13-1	1,1,2-Trichloro-1,2,2-trifluoroethane	10	U
67-64-1	Acetone	10	U
75-15-0	Carbon Disulfide	10	U
79-20-9	Methyl Acetate	10	U
75-09-2	Methylene Chloride	10	U
156-60-5	trans-1,2-Dichloroethene	10	U
1634-04-4	Methyl tert-Butyl Ether	10	U
75-34-3	1,1-Dichloroethane	10	U
156-59-2	cis-1,2-Dichloroethene	10	U
78-93-3	2-Butanone	10	U
67-66-3	Chloroform	10	U
71-55-6	1,1,1-Trichloroethane	10	U
110-82-7	Cyclohexane	10	U
56-23-5	Carbon Tetrachloride	10	U
71-43-2	Benzene	10	U
107-06-2	1,2-Dichloroethane	10	U

1B  
VOLATILE ORGANICS ANALYSIS DATA SHEET

EPA SAMPLE NO.

RIN-3

Lab Name: MITKEM CORPORATION Contract: \_\_\_\_\_

Lab Code: MITKEM Case No.: \_\_\_\_\_ SAS No.: \_\_\_\_\_ SDG No.: MD0618

Matrix: (soil/water) WATER Lab Sample ID: D0618-09A

Sample wt/vol: 5.000 (g/mL) ML Lab File ID: V6D6461

Level: (low/med) LOW Date Received: 05/27/05

% Moisture: not dec. \_\_\_\_\_ Date Analyzed: 06/06/05

GC Column: DB-624 ID: 0.25 (mm) Dilution Factor: 1.0

Soil Extract Volume: \_\_\_\_\_ (uL) Soil Aliquot Volume: \_\_\_\_\_ (uL)

CONCENTRATION UNITS:  
(ug/L or ug/Kg) UG/L Q

CAS NO.	COMPOUND		
79-01-6	Trichloroethene	10	U
108-87-2	Methylcyclohexane	10	U
78-87-5	1,2-Dichloropropane	10	U
75-27-4	Bromodichloromethane	10	U
10061-01-5	cis-1,3-Dichloropropene	10	U
108-10-1	4-Methyl-2-Pentanone	10	U
108-88-3	Toluene	10	U
10061-02-6	trans-1,3-Dichloropropene	10	U
79-00-5	1,1,2-Trichloroethane	10	U
127-18-4	Tetrachloroethene	10	U
591-78-6	2-Hexanone	10	U
124-48-1	Dibromochloromethane	10	U
106-93-4	1,2-Dibromoethane	10	U
108-90-7	Chlorobenzene	10	U
100-41-4	Ethylbenzene	10	U
1330-20-7	Xylene (Total)	10	U
100-42-5	Styrene	10	U
75-25-2	Bromoform	10	U
98-82-8	Isopropylbenzene	10	U
79-34-5	1,1,2,2-Tetrachloroethane	10	U
541-73-1	1,3-Dichlorobenzene	10	U
106-46-7	1,4-Dichlorobenzene	10	U
95-50-1	1,2-Dichlorobenzene	10	U
96-12-8	1,2-Dibromo-3-chloropropane	10	U
120-82-1	1,2,4-Trichlorobenzene	10	U

1F  
VOLATILE ORGANICS ANALYSIS DATA SHEET  
TENTATIVELY IDENTIFIED COMPOUNDS

EPA SAMPLE NO.

RIN-3

Lab Name: MITKEM CORPORATION Contract: \_\_\_\_\_

Lab Code: MITKEM Case No.: \_\_\_\_\_ SAS No.: \_\_\_\_\_ SDG No.: MD0618

Matrix: (soil/water) WATER Lab Sample ID: D0618-09A

Sample wt/vol: 5.000 (g/mL) ML Lab File ID: V6D6461

Level: (low/med) LOW Date Received: 05/27/05

% Moisture: not dec. \_\_\_\_\_ Date Analyzed: 06/06/05

GC Column: DB-624 ID: 0.25 (mm) Dilution Factor: 1.0

Soil Extract Volume: \_\_\_\_\_ (uL) Soil Aliquot Volume: \_\_\_\_\_ (uL)

Number TICs found: 0 CONCENTRATION UNITS:  
(ug/L or ug/Kg) ug/L

CAS NUMBER	COMPOUND NAME	RT	EST. CONC.	Q
1.				
2.				
3.				
4.				
5.				
6.				
7.				
8.				
9.				
10.				
11.				
12.				
13.				
14.				
15.				
16.				
17.				
18.				
19.				
20.				
21.				
22.				
23.				
24.				
25.				
26.				
27.				
28.				
29.				
30.				

Data File: \\AVOCADRO\ORGANICS\voa\voa\050606.B\050606.D

Date : 06-JUN-2005 17:44

Client ID: RIN-3

Sample Info: D0618-09A,RIN-3,18399

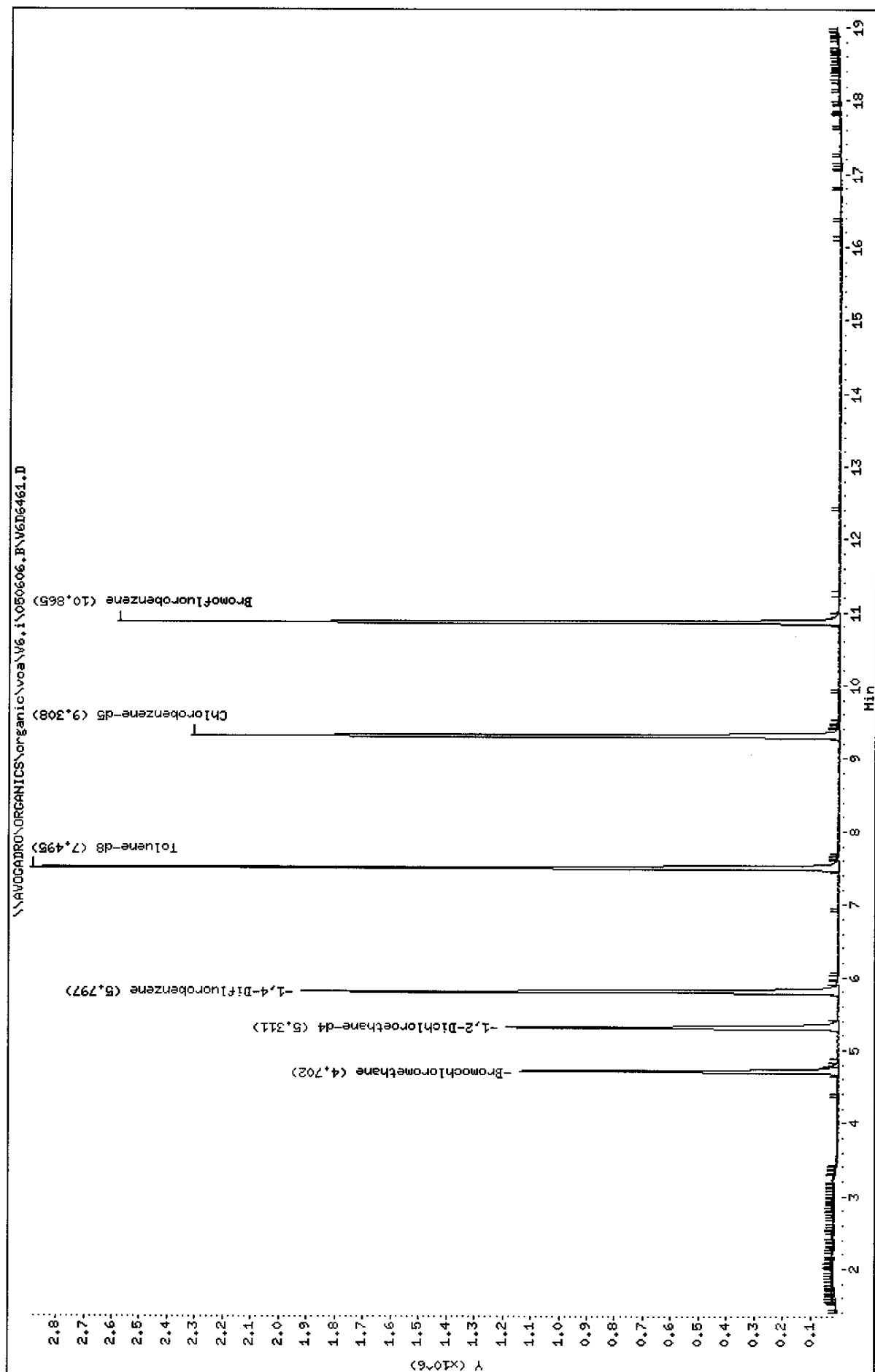
Purge Volume: 5.0

Column phase: DB-624

Instrument: V6.i

Operator: SB SRC: LIHS

Column diameter: 0.25



Data File: \\AVOGADRO\ORGANICS\organic\voa\V6.i\050606.B\V6D6461.D  
Report Date: 07-Jun-2005 10:17

Mitkem Corporation

CLP OLM4.X - Water and Medium Soils

Data file : \\AVOGADRO\ORGANICS\organic\voa\V6.i\050606.B\V6D6461.D  
Lab Smp Id: D0618-09A Client Smp ID: RIN-3  
Inj Date : 06-JUN-2005 17:44  
Operator : SB SRC: LIMS Inst ID: V6.i  
Smp Info : ,D0618-09A,RIN-3,18399  
Misc Info :  
Comment :  
Method : \\AVOGADRO\ORGANICS\organic\voa\V6.i\050606.B\v6clp4s.m  
Meth Date : 06-Jun-2005 12:33 mtl Quant Type: ISTD  
Cal Date : 06-JUN-2005 09:40 Cal File: V6D6451.D  
Als bottle: 2  
Dil Factor: 1.00000  
Integrator: HP RTE Compound Sublist: CLP4.sub  
Target Version: 4.03  
Processing Host: TARGET3

Concentration Formula: Amt \* DF \* Uf \* 5/Vo

Name	Value	Description
DF	1.000	Dilution Factor
Uf	1.000	ng unit correction factor
Vo	5.000	Sample Volume purged (mL)

Compounds	QUANT SIG MASS	RT	EXP RT	REL RT	RESPONSE	CONCENTRATIONS	
						ON-COLUMN ( ug/L)	FINAL ( ug/L)
* 18 Bromochloromethane	128	4.702	4.700	(1.000)	367640	50.0000	
\$ 23 1,2-Dichloroethane-d4	65	5.311	5.302	(1.129)	1084361	50.7910	51
* 26 1,4-Difluorobenzene	114	5.797	5.795	(1.000)	1609500	50.0000	
\$ 33 Toluene-d8	98	7.495	7.492	(0.805)	2174202	50.5249	51
* 42 Chlorobenzene-d5	117	9.307	9.305	(1.000)	1554268	50.0000	
\$ 50 Bromofluorobenzene	95	10.865	10.862	(1.167)	915498	51.6727	52

KL  
6/27/05

Data File: \\AVOGADRO\ORGANICS\organic\voa\V6.i\050606.B\V6D6461.D  
Report Date: 07-Jun-2005 10:17

Mitkem Corporation

CLP OLM4.X - Water and Medium Soils  
Data file : \\AVOGADRO\ORGANICS\organic\voa\V6.i\050606.B\V6D6461.D  
Lab Smp Id: D0618-09A Client Smp ID: RIN-3  
Inj Date : 06-JUN-2005 17:44  
Operator : SB SRC: LIMS Inst ID: V6.i  
Smp Info : ,D0618-09A,RIN-3,18399  
Misc Info :  
Comment :  
Method : \\AVOGADRO\ORGANICS\organic\voa\V6.i\050606.B\v6clp4s.m  
Meth Date : 06-Jun-2005 12:33 mtl Quant Type: ISTD  
Cal Date : 06-JUN-2005 09:40 Cal File: V6D6451.D  
Als bottle: 2  
Dil Factor: 1.00000  
Integrator: HP RTE Compound Sublist: CLP4.sub  
Target Version: 4.03  
Processing Host: TARGET3

- NO TENTATIVELY IDENTIFIED COMPOUNDS -



1A  
VOLATILE ORGANICS ANALYSIS DATA SHEET

EPA SAMPLE NO.

TRIP

Lab Name: MITKEM CORPORATION Contract: \_\_\_\_\_

Lab Code: MITKEM Case No.: \_\_\_\_\_ SAS No.: \_\_\_\_\_ SDG No.: MD0618

Matrix: (soil/water) WATER Lab Sample ID: D0618-10A

Sample wt/vol: 5.000 (g/mL) ML Lab File ID: V6D6377

Level: (low/med) LOW Date Received: 05/27/05

% Moisture: not dec. \_\_\_\_\_ Date Analyzed: 06/01/05

GC Column: DB-624 ID: 0.25 (mm) Dilution Factor: 1.0

Soil Extract Volume: \_\_\_\_\_ (uL) Soil Aliquot Volume: \_\_\_\_\_ (uL)

CONCENTRATION UNITS:  
(ug/L or ug/Kg) UG/L Q

CAS NO.	COMPOUND		
75-71-8	Dichlorodifluoromethane	10	U
74-87-3	Chloromethane	10	U
75-01-4	Vinyl Chloride	10	U
74-83-9	Bromomethane	10	U
75-00-3	Chloroethane	10	U
75-69-4	Trichlorofluoromethane	10	U
75-35-4	1,1-Dichloroethene	10	U
76-13-1	1,1,2-Trichloro-1,2,2-trifluoroethane	10	U
67-64-1	Acetone	10	U
75-15-0	Carbon Disulfide	10	U
79-20-9	Methyl Acetate	10	U
75-09-2	Methylene Chloride	10	U
156-60-5	trans-1,2-Dichloroethene	10	U
1634-04-4	Methyl tert-Butyl Ether	10	U
75-34-3	1,1-Dichloroethane	10	U
156-59-2	cis-1,2-Dichloroethene	10	U
78-93-3	2-Butanone	10	U
67-66-3	Chloroform	10	U
71-55-6	1,1,1-Trichloroethane	10	U
110-82-7	Cyclohexane	10	U
56-23-5	Carbon Tetrachloride	10	U
71-43-2	Benzene	10	U
107-06-2	1,2-Dichloroethane	10	U

1B  
VOLATILE ORGANICS ANALYSIS DATA SHEET

EPA SAMPLE NO.

TRIP

Lab Name: MITKEM CORPORATION Contract: \_\_\_\_\_

Lab Code: MITKEM Case No.: \_\_\_\_\_ SAS No.: \_\_\_\_\_ SDG No.: MD0618

Matrix: (soil/water) WATER Lab Sample ID: D0618-10A

Sample wt/vol: 5.000 (g/mL) ML Lab File ID: V6D6377

Level: (low/med) LOW Date Received: 05/27/05

% Moisture: not dec. \_\_\_\_\_ Date Analyzed: 06/01/05

GC Column: DB-624 ID: 0.25 (mm) Dilution Factor: 1.0

Soil Extract Volume: \_\_\_\_\_ (uL) Soil Aliquot Volume: \_\_\_\_\_ (uL)

CONCENTRATION UNITS:  
(ug/L or ug/Kg) UG/L Q

CAS NO.	COMPOUND		
79-01-6	Trichloroethene	10	U
108-87-2	Methylcyclohexane	10	U
78-87-5	1,2-Dichloropropane	10	U
75-27-4	Bromodichloromethane	10	U
10061-01-5	cis-1,3-Dichloropropene	10	U
108-10-1	4-Methyl-2-Pentanone	10	U
108-88-3	Toluene	10	U
10061-02-6	trans-1,3-Dichloropropene	10	U
79-00-5	1,1,2-Trichloroethane	10	U
127-18-4	Tetrachloroethene	10	U
591-78-6	2-Hexanone	10	U
124-48-1	Dibromochloromethane	10	U
106-93-4	1,2-Dibromoethane	10	U
108-90-7	Chlorobenzene	10	U
100-41-4	Ethylbenzene	10	U
1330-20-7	Xylene (Total)	10	U
100-42-5	Styrene	10	U
75-25-2	Bromoform	10	U
98-82-8	Isopropylbenzene	10	U
79-34-5	1,1,2,2-Tetrachloroethane	10	U
541-73-1	1,3-Dichlorobenzene	10	U
106-46-7	1,4-Dichlorobenzene	10	U
95-50-1	1,2-Dichlorobenzene	10	U
96-12-8	1,2-Dibromo-3-chloropropane	10	U
120-82-1	1,2,4-Trichlorobenzene	10	U

1F  
VOLATILE ORGANICS ANALYSIS DATA SHEET  
TENTATIVELY IDENTIFIED COMPOUNDS

EPA SAMPLE NO.

TRIP

Lab Name: MITKEM CORPORATION Contract: \_\_\_\_\_

Lab Code: MITKEM Case No.: \_\_\_\_\_ SAS No.: \_\_\_\_\_ SDG No.: MD0618

Matrix: (soil/water) WATER Lab Sample ID: D0618-10A

Sample wt/vol: 5.000 (g/mL) ML Lab File ID: V6D6377

Level: (low/med) LOW Date Received: 05/27/05

% Moisture: not dec. \_\_\_\_\_ Date Analyzed: 06/01/05

GC Column: DB-624 ID: 0.25 (mm) Dilution Factor: 1.0

Soil Extract Volume: \_\_\_\_\_ (uL) Soil Aliquot Volume: \_\_\_\_\_ (uL)

Number TICs found: 0 CONCENTRATION UNITS:  
(ug/L or ug/Kg) ug/L

CAS NUMBER	COMPOUND NAME	RT	EST. CONC.	Q
=====	=====	=====	=====	=====
1.				
2.				
3.				
4.				
5.				
6.				
7.				
8.				
9.				
10.				
11.				
12.				
13.				
14.				
15.				
16.				
17.				
18.				
19.				
20.				
21.				
22.				
23.				
24.				
25.				
26.				
27.				
28.				
29.				
30.				

Data File: \\AVOCADRO\ORGANICS\organic\voa\6.i\050601A.B\6D6377.D

Date : 01-JUN-2005 17:30

Client ID: TRIP

Sample Info: D0618-10A,18341

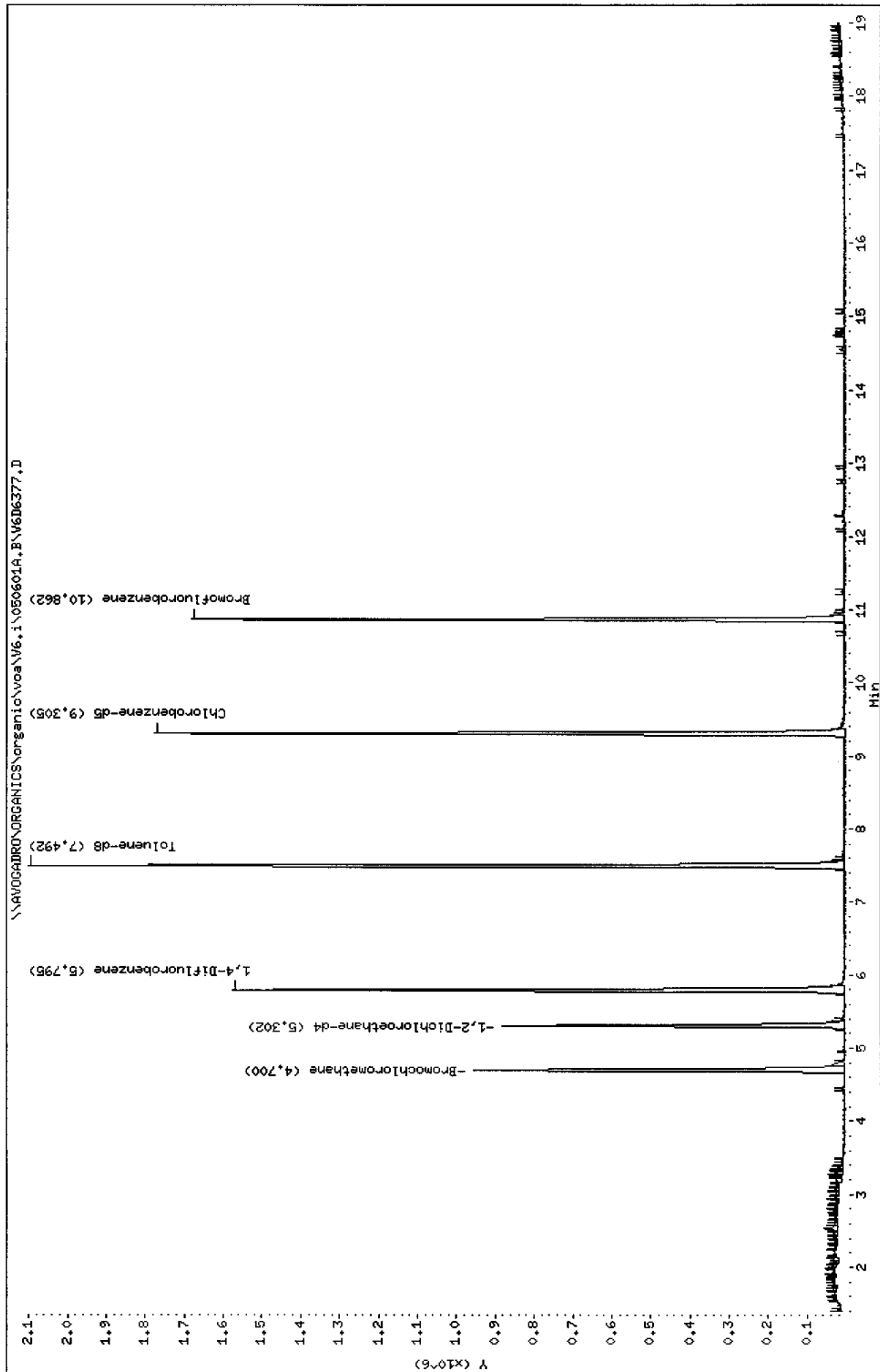
Purge Volume: 5.0

Column phase: DB-624

Instrument: V6.i

Operator: SB SRC: SB

Column diameter: 0.25



Data File: V6D6377.D  
Report Date: 22-Jun-2005 16:37

Mitkem Corporation

CLP OLM4.X - Water and Medium Soils  
Data file : \\AVOGADRO\ORGANICS\organic\voa\V6.i\050601A.B\V6D6377.D  
Lab Smp Id: D0618-10A Client Smp ID: TRIP  
Inj Date : 01-JUN-2005 17:30  
Operator : SB SRC: SB Inst ID: V6.i  
Smp Info : ,D0618-10A,18341  
Misc Info : ,2  
Comment :  
Method : \\AVOGADRO\ORGANICS\organic\voa\V6.i\050601A.B\v6clp4s.m  
Meth Date : 01-Jun-2005 13:32 mtl Quant Type: ISTD  
Cal Date : 01-JUN-2005 13:05 Cal File: V6D6371.D  
Als bottle: 6  
Dil Factor: 1.00000  
Integrator: HP RTE Compound Sublist: CLP4.sub  
Target Version: 4.03  
Processing Host: TARGET6

Concentration Formula: Amt \* DF \* Uf \* 5/Vo

Name	Value	Description
DF	1.000	Dilution Factor
Uf	1.000	ng unit correction factor
Vo	5.000	Sample Volume purged (mL)

Compounds	QUANT SIG MASS	RT	EXP RT	REL RT	RESPONSE	CONCENTRATIONS	
						ON-COLUMN ( ug/L)	FINAL ( ug/L)
* 18 Bromochloromethane	128	4.700	4.700	(1.000)	302310	50.0000	
\$ 23 1,2-Dichloroethane-d4	65	5.302	5.302	(1.128)	805142	47.6903	48
* 26 1,4-Difluorobenzene	114	5.795	5.795	(1.000)	1337729	50.0000	
\$ 33 Toluene-d8	98	7.492	7.492	(0.805)	1646825	50.9487	51
* 42 Chlorobenzene-d5	117	9.305	9.305	(1.000)	1253709	50.0000	
\$ 50 Bromofluorobenzene	95	10.862	10.862	(1.167)	635763	47.1256	47

KL  
6/22/05

Data File: V6D6377.D  
Report Date: 22-Jun-2005 16:37

Mitkem Corporation

CLP OLM4.X - Water and Medium Soils  
Data file : \\AVOGADRO\ORGANICS\organic\voa\V6.i\050601A.B\V6D6377.D  
Lab Smp Id: D0618-10A Client Smp ID: TRIP  
Inj Date : 01-JUN-2005 17:30  
Operator : SB SRC: SB Inst ID: V6.i  
Smp Info : ,D0618-10A,18341  
Misc Info : ,2  
Comment :  
Method : \\AVOGADRO\ORGANICS\organic\voa\V6.i\050601A.B\v6clp4s.m  
Meth Date : 01-Jun-2005 13:32 mtl Quant Type: ISTD  
Cal Date : 01-JUN-2005 13:05 Cal File: V6D6371.D  
Als bottle: 6  
Dil Factor: 1.00000  
Integrator: HP RTE Compound Sublist: CLP4.sub  
Target Version: 4.03  
Processing Host: TARGET6

- NO TENTATIVELY IDENTIFIED COMPOUNDS -

6A  
VOLATILE ORGANICS INITIAL CALIBRATION DATA

Lab Name: MITKEM CORPORATION Contract: \_\_\_\_\_  
 Lab Code: MITKEM Case No.: \_\_\_\_\_ SAS No.: \_\_\_\_\_ SDG No.: MD0618  
 Instrument ID: V6 Calibration Date(s): 06/01/05 06/01/05  
 Heated Purge: (Y/N) N Calibration Times: 1012 1202  
 GC Column: DB-624 ID: 0.25(mm)

LAB FILE ID:		RRF10 =	V6D6362	RRF20 =	V6D6365		
RRF50 =		V6D6361	RRF100=	V6D6364	RRF200=	V6D6363	
COMPOUND		RRF10	RRF20	RRF50	RRF100	RRF200	% RSD
Dichlorodifluoromethane		1.834	2.037	2.140	2.072	1.835	7.1
Chloromethane		1.775	1.703	1.794	1.765	1.666	3.1
Vinyl Chloride	*	1.597	1.672	1.782	1.869	1.648	6.4*
Bromomethane	*	1.146	1.137	1.174	1.129	1.036	4.6*
Chloroethane		0.818	0.813	0.921	0.859	0.821	5.4
Trichlorofluoromethane		1.669	2.103	2.687	2.443	2.223	17.2
1,1-Dichloroethene	*	0.997	1.384	1.499	1.537	1.434	15.8*
1,1,2-Trichloro- 1,2,2-trifluoroethane		1.093	1.189	1.328	1.339	1.136	9.2
Acetone		0.562	0.545	0.783	0.603	0.609	15.3
Carbon Disulfide		4.108	4.038	4.610	4.506	4.229	5.8
Methyl Acetate		0.854	0.826	1.007	0.923	0.864	8.1
Methylene Chloride		1.558	1.528	1.544	1.502	1.417	3.7
trans-1,2-Dichloroethene		1.716	1.722	1.907	1.738	1.567	7.0
Methyl tert-Butyl Ether		4.017	4.422	4.403	4.284	3.993	4.9
1,1-Dichloroethane	*	3.259	3.287	3.587	3.409	3.137	5.1*
cis-1,2-Dichloroethene		1.456	1.463	1.804	1.735	1.674	9.8
2-Butanone		0.716	0.771	0.924	0.803	0.753	10.0
Chloroform	*	3.578	3.435	3.886	3.564	3.314	6.0*
1,1,1-Trichloroethane	*	0.592	0.611	0.645	0.635	0.555	5.9*
Cyclohexane		0.307	0.385	0.521	0.506	0.441	20.5
Carbon Tetrachloride	*	0.551	0.604	0.650	0.631	0.558	7.3*
Benzene	*	1.151	1.220	1.444	1.337	1.131	10.5*
1,2-Dichloroethane	*	3.311	3.295	3.627	3.310	3.072	6.0*
Trichloroethene	*	0.378	0.397	0.464	0.433	0.385	8.8*
Methylcyclohexane		0.299	0.371	0.443	0.468	0.378	16.9

\* Compounds with required minimum RRF and maximum %RSD values.  
 All other compounds must meet a minimum RRF of 0.010.

6B  
VOLATILE ORGANICS INITIAL CALIBRATION DATA

Lab Name: MITKEM CORPORATION Contract: \_\_\_\_\_  
 Lab Code: MITKEM Case No.: \_\_\_\_\_ SAS No.: \_\_\_\_\_ SDG No.: MD0618  
 Instrument ID: V6 Calibration Date(s): 06/01/05 06/01/05  
 Heated Purge: (Y/N) N Calibration Times: 1012 1202  
 GC Column: DB-624 ID: 0.25 (mm)

LAB FILE ID:		RRF10 =	V6D6362	RRF20 =	V6D6365		
RRF50 =		V6D6361	RRF100=	V6D6364	RRF200=	V6D6363	
COMPOUND		RRF10	RRF20	RRF50	RRF100	RRF200	% RSD
1,2-Dichloropropane		0.346	0.364	0.398	0.372	0.327	7.4
Bromodichloromethane	*	0.522	0.549	0.601	0.568	0.504	7.0*
cis-1,3-Dichloropropene	*	0.356	0.397	0.490	0.526	0.482	15.7*
4-Methyl-2-Pentanone		0.241	0.293	0.348	0.318	0.294	13.1
Toluene	*	1.318	1.439	1.690	1.572	1.353	10.5*
trans-1,3-Dichloropropene	*	0.408	0.477	0.532	0.561	0.515	11.9*
1,1,2-Trichloroethane	*	0.321	0.363	0.373	0.356	0.313	7.8*
Tetrachloroethene	*	0.341	0.349	0.400	0.386	0.334	8.1*
2-Hexanone		0.154	0.186	0.235	0.236	0.218	17.1
Dibromochloromethane	*	0.405	0.442	0.498	0.473	0.425	8.3*
1,2-Dibromoethane		0.355	0.382	0.412	0.411	0.371	6.5
Chlorobenzene	*	1.019	1.076	1.209	1.140	0.998	8.0*
Ethylbenzene	*	0.460	0.506	0.626	0.602	0.535	12.5*
Xylene (Total)	*	0.482	0.591	0.749	0.714	0.632	16.7*
Styrene	*	0.643	0.785	0.967	0.955	0.827	16.0*
Bromoform	*	0.267	0.300	0.332	0.318	0.300	8.0*
Isopropylbenzene		1.251	1.478	1.941	1.903	1.613	17.8
1,1,2,2-Tetrachloroethane	*	0.411	0.469	0.459	0.453	0.403	6.8*
1,3-Dichlorobenzene	*	0.700	0.807	0.989	0.979	0.874	13.9*
1,4-Dichlorobenzene	*	0.740	0.878	1.055	1.034	0.920	13.8*
1,2-Dichlorobenzene	*	0.728	0.805	0.959	0.958	0.846	11.7*
1,2-Dibromo-3-chloropropane		0.076	0.092	0.098	0.105	0.094	11.7
1,2,4-Trichlorobenzene	*	0.293	0.398	0.543	0.595	0.561	26.7*
Toluene-d8		0.975	1.172	1.455	1.425	1.228	15.8
Bromofluorobenzene	*	0.407	0.469	0.611	0.604	0.549	16.7*
1,2-Dichloroethane-d4		2.545	2.543	3.121	2.880	2.758	8.8

\* Compounds with required minimum RRF and maximum %RSD values.  
 All other compounds must meet a minimum RRF of 0.010.



6A  
VOLATILE ORGANICS INITIAL CALIBRATION DATA

Lab Name: MITKEM CORPORATION Contract: \_\_\_\_\_  
 Lab Code: MITKEM Case No.: \_\_\_\_\_ SAS No.: \_\_\_\_\_ SDG No.: MD0618  
 Instrument ID: V6 Calibration Date(s): 06/06/05 06/06/05  
 Heated Purge: (Y/N) N Calibration Times: 0940 1201  
 GC Column: DB-624 ID: 0.25 (mm)

LAB FILE ID:		RRF10 =	V6D6452	RRF20 =	V6D6455		
RRF50 =		V6D6451	RRF100=	V6D6454	RRF200=	V6D6453	
COMPOUND		RRF10	RRF20	RRF50	RRF100	RRF200	% RSD
Dichlorodifluoromethane		1.767	2.304	1.929	2.053	2.161	10.1
Chloromethane		1.615	1.693	1.563	1.667	1.717	3.8
Vinyl Chloride	*	1.428	1.731	1.529	1.696	1.687	8.0*
Bromomethane	*	1.011	1.061	0.973	0.976	0.680	15.9*
Chloroethane		0.740	0.785	0.712	0.721	0.648	6.9
Trichlorofluoromethane		1.785	2.171	2.127	2.242	2.091	8.4
1,1-Dichloroethene	*	1.203	1.350	1.237	1.367	1.372	6.1*
1,1,2-Trichloro- 1,2,2-trifluoroethane		0.914	1.402	1.280	1.344	1.193	15.6
Acetone		0.690	0.420	0.498	0.433	0.447	22.4
Carbon Disulfide		3.840	4.215	3.783	4.304	4.013	5.6
Methyl Acetate		0.912	0.901	0.726	0.855	0.772	9.8
Methylene Chloride		1.358	1.534	1.271	1.423	1.354	7.1
trans-1,2-Dichloroethene		1.644	1.729	1.498	1.637	1.520	6.0
Methyl tert-Butyl Ether		3.542	4.242	3.537	4.026	3.507	9.0
1,1-Dichloroethane	*	2.833	3.255	2.911	3.201	2.993	6.0*
cis-1,2-Dichloroethene		1.241	1.457	1.421	1.643	1.603	10.9
2-Butanone		0.552	0.614	0.659	0.703	0.664	9.1
Chloroform	*	3.388	3.535	3.146	3.392	3.199	4.8*
1,1,1-Trichloroethane	*	0.538	0.610	0.507	0.572	0.504	8.2*
Cyclohexane		0.308	0.449	0.422	0.527	0.487	19.0
Carbon Tetrachloride	*	0.532	0.618	0.515	0.564	0.506	8.3*
Benzene	*	1.048	1.229	1.058	1.184	1.056	7.6*
1,2-Dichloroethane	*	2.944	3.285	2.865	3.105	2.927	5.6*
Trichloroethene	*	0.367	0.383	0.359	0.390	0.378	3.3*
Methylcyclohexane		0.332	0.439	0.414	0.480	0.434	13.0

\* Compounds with required minimum RRF and maximum %RSD values.  
 All other compounds must meet a minimum RRF of 0.010.

6B  
VOLATILE ORGANICS INITIAL CALIBRATION DATA

Lab Name: MITKEM CORPORATION Contract: \_\_\_\_\_  
 Lab Code: MITKEM Case No.: \_\_\_\_\_ SAS No.: \_\_\_\_\_ SDG No.: MD0618  
 Instrument ID: V6 Calibration Date(s): 06/06/05 06/06/05  
 Heated Purge: (Y/N) N Calibration Times: 0940 1201  
 GC Column: DB-624 ID: 0.25 (mm)

LAB FILE ID:		RRF10 =	V6D6452	RRF20 =	V6D6455		
RRF50 =		V6D6451	RRF100=	V6D6454	RRF200=	V6D6453	
COMPOUND		RRF10	RRF20	RRF50	RRF100	RRF200	% RSD
1,2-Dichloropropane		0.338	0.354	0.310	0.338	0.305	6.3
Bromodichloromethane	*	0.475	0.528	0.439	0.496	0.460	7.1*
cis-1,3-Dichloropropene	*	0.274	0.395	0.357	0.465	0.427	19.0*
4-Methyl-2-Pentanone		0.199	0.252	0.254	0.278	0.266	12.1
Toluene	*	1.175	1.418	1.315	1.392	1.248	7.7*
trans-1,3-Dichloropropene	*	0.331	0.441	0.386	0.498	0.443	15.1*
1,1,2-Trichloroethane	*	0.310	0.341	0.280	0.314	0.289	7.8*
Tetrachloroethene	*	0.317	0.343	0.313	0.337	0.318	4.2*
2-Hexanone		0.135	0.160	0.171	0.191	0.188	13.6
Dibromochloromethane	*	0.374	0.412	0.363	0.415	0.387	5.9*
1,2-Dibromoethane		0.323	0.364	0.318	0.363	0.341	6.4
Chlorobenzene	*	0.944	1.069	0.926	1.010	0.927	6.4*
Ethylbenzene	*	0.383	0.497	0.478	0.529	0.509	11.9*
Xylene (Total)	*	0.429	0.565	0.562	0.631	0.591	13.7*
Styrene	*	0.584	0.795	0.758	0.845	0.781	13.2*
Bromoform	*	0.250	0.276	0.244	0.278	0.268	5.9*
Isopropylbenzene		1.014	1.443	1.468	1.617	1.486	16.3
1,1,2,2-Tetrachloroethane	*	0.357	0.439	0.339	0.398	0.337	11.7*
1,3-Dichlorobenzene	*	0.602	0.756	0.738	0.858	0.800	12.7*
1,4-Dichlorobenzene	*	0.651	0.837	0.801	0.914	0.836	12.0*
1,2-Dichlorobenzene	*	0.602	0.765	0.744	0.835	0.778	11.7*
1,2-Dibromo-3-chloropropane		0.070	0.086	0.073	0.088	0.080	10.1
1,2,4-Trichlorobenzene	*	0.247	0.354	0.404	0.515	0.499	27.2*
Toluene-d8		1.291	1.502	1.384	1.433	1.281	6.8
Bromofluorobenzene	*	0.479	0.603	0.570	0.626	0.585	9.9*
1,2-Dichloroethane-d4		2.974	3.123	2.904	3.143	2.968	3.5

\* Compounds with required minimum RRF and maximum %RSD values.  
 All other compounds must meet a minimum RRF of 0.010.

# COPY

Original Documents Are Included in CSF

Signed: \_\_\_\_\_ Date: \_\_\_\_\_

Data File: \\AVOCADRO\ORGANICS\organic\voa\16.i\050601.B\6D6362.D

Date : 01-JUN-2005 10:39

Client ID: VSTD0106Q

Sample Info: ,VSTD0106Q,VSTD0106Q

Purge Volume: 5.0

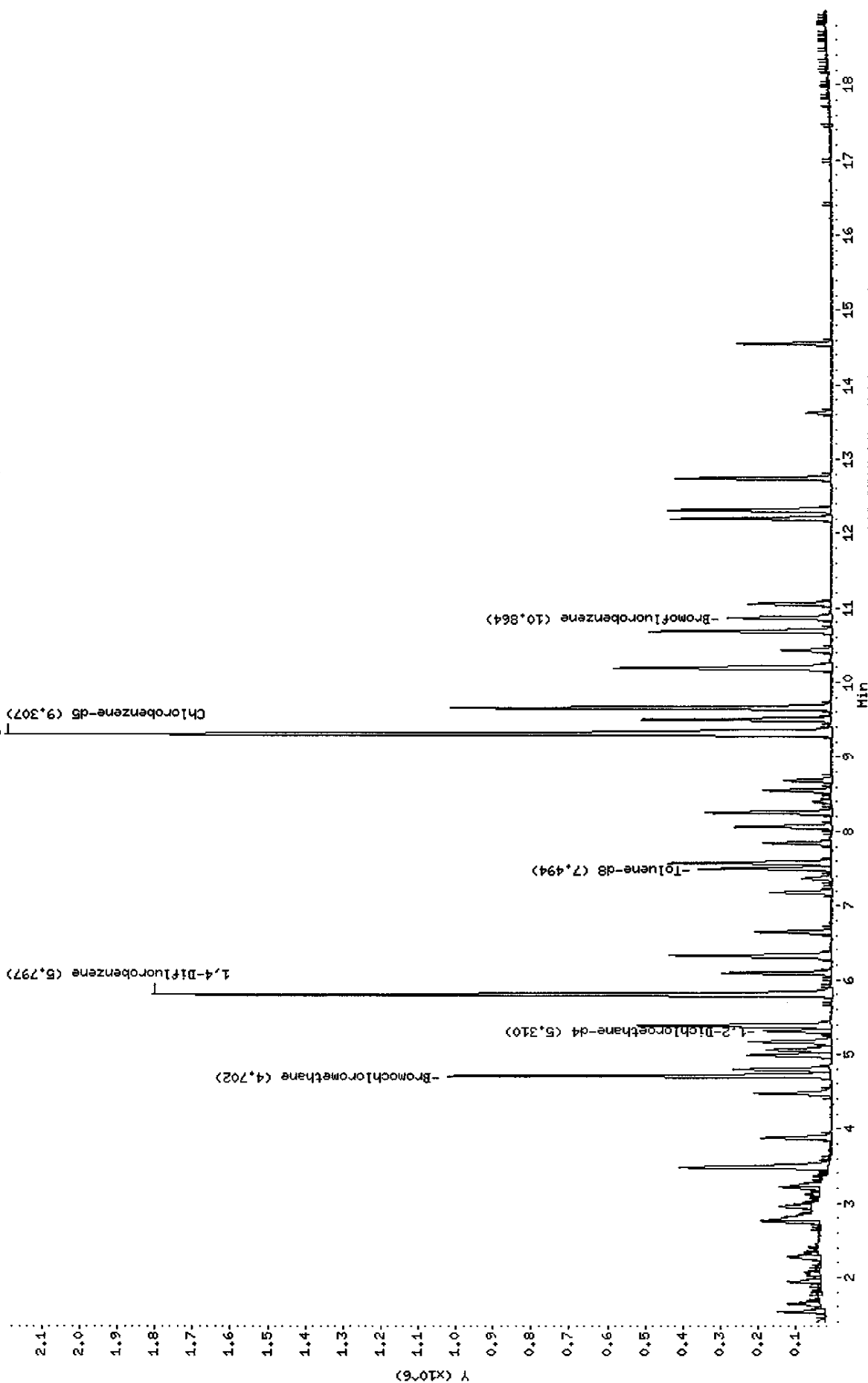
Column phase: DB-624

Instrument: V6.i

Operator: SB SRC: SB

Column diameter: 0.25

\\AVOCADRO\ORGANICS\organic\voa\16.i\050601.B\6D6362.D



Data File: \\AVOGADRO\ORGANICS\organic\voa\V6.i\050601.B\V6D6362.D  
Report Date: 01-Jun-2005 12:38

Mitkem Corporation

CLP OLM4.X - Water and Medium Soils

Data file : \\AVOGADRO\ORGANICS\organic\voa\V6.i\050601.B\V6D6362.D  
Lab Smp Id: VSTD0106Q Client Smp ID: VSTD0106Q  
Inj Date : 01-JUN-2005 10:39  
Operator : SB SRC: SB Inst ID: V6.i  
Smp Info : ,VSTD0106Q,VSTD0106Q  
Misc Info : ,1,1  
Comment :  
Method : \\AVOGADRO\ORGANICS\organic\voa\V6.i\050601.B\v6clp4s.m  
Meth Date : 01-Jun-2005 12:38 mtl Quant Type: ISTD  
Cal Date : 01-JUN-2005 10:12 Cal File: V6D6361.D  
Als bottle: 2 Calibration Sample, Level: 1  
Dil Factor: 1.00000  
Integrator: HP RTE Compound Sublist: CLP4.sub  
Target Version: 4.03  
Processing Host: TARGET3

Concentration Formula: Amt \* DF \* Uf \* 5/Vo

Name	Value	Description
DF	1.000	Dilution Factor
Uf	1.000	ng unit correction factor
Vo	5.000	Sample Volume purged (mL)

Compounds	QUANT SIG					AMOUNTS	
	MASS	RT	EXP RT	REL RT	RESPONSE	CAL-AMT ( ug/L)	ON-COL ( ug/L)
1 Dichlorodifluoromethane	85	1.368	1.372 (0.291)		117436	10.0000	9 (a)
2 Chloromethane	50	1.526	1.530 (0.324)		113671	10.0000	10
3 Vinyl Chloride	62	1.636	1.628 (0.347)		102266	10.0000	9 (a)
4 Bromomethane	94	1.940	1.938 (0.412)		73378	10.0000	10
5 Chloroethane	64	2.050	2.035 (0.435)		52413	10.0000	10
6 Trichlorofluoromethane	101	2.281	2.266 (0.484)		106869	10.0000	8 (a)
7 1,1-Dichloroethene	96	2.761	2.747 (0.587)		63853	10.0000	7 (a)
9 Acetone	43	2.786	2.790 (0.592)		35971	10.0000	9 (a)
8 1,1,2-Trichloro-1,2,2-trifluo	101	2.761	2.771 (0.587)		70017	10.0000	9 (a)
10 Carbon Disulfide	76	2.956	2.954 (0.628)		263096	10.0000	10
11 Methyl Acetate	43	3.114	3.112 (0.661)		54674	10.0000	10
12 Methylene Chloride	84	3.211	3.203 (0.682)		99806	10.0000	10
13 trans-1,2-Dichloroethene	96	3.473	3.471 (0.738)		109867	10.0000	10
14 Methyl tert-Butyl Ether	73	3.491	3.483 (0.742)		257259	10.0000	10
15 1,1-Dichloroethane	63	3.881	3.872 (0.824)		208725	10.0000	10
16 2-Butanone	43	4.483	4.481 (0.952)		45863	10.0000	9 (a)

COPY

Original Documents Are Included in CSF \_\_\_\_\_  
Signed: \_\_\_\_\_ Date: \_\_\_\_\_

Data File: \\AVOGADRO\ORGANICS\organic\voa\V6.i\050601.B\V6D6362.D  
Report Date: 01-Jun-2005 12:38

Compounds	QUANT SIG				RESPONSE	AMOUNTS	
	MASS	RT	EXP RT	REL RT		CAL-AMT ( ug/L)	ON-COL ( ug/L)
=====	=====	==	=====	=====	=====	=====	=====
17 cis-1,2-Dichloroethene	96	4.465	4.463	(0.948)	93265	10.0000	9(a)
* 18 Bromochloromethane	128	4.708	4.700	(1.000)	320217	50.0000	
19 Chloroform	83	4.793	4.791	(1.018)	229128	10.0000	10
20 1,1,1-Trichloroethane	97	4.988	4.986	(0.860)	178589	10.0000	10
21 Cyclohexane	56	5.061	5.053	(0.873)	92625	10.0000	7(a)
22 Carbon Tetrachloride	117	5.170	5.162	(0.892)	166196	10.0000	9(a)
\$ 23 1,2-Dichloroethane-d4	65	5.310	5.302	(1.128)	162965	10.0000	9(a)
25 Benzene	78	5.377	5.375	(0.928)	346972	10.0000	9(a)
24 1,2-Dichloroethane	62	5.389	5.381	(1.145)	212045	10.0000	10
* 26 1,4-Difluorobenzene	114	5.797	5.795	(1.000)	1507267	50.0000	
27 Trichloroethene	130	6.089	6.087	(1.050)	114055	10.0000	9(a)
28 Methylcyclohexane	83	6.302	6.312	(1.087)	90278	10.0000	8(a)
29 1,2-Dichloropropane	63	6.326	6.324	(1.091)	104386	10.0000	10
30 Bromodichloromethane	83	6.643	6.640	(1.146)	157362	10.0000	10
31 cis-1,3-Dichloropropene	75	7.172	7.164	(1.237)	107192	10.0000	8(a)
32 4-Methyl-2-Pentanone	43	7.366	7.358	(0.791)	70204	10.0000	8(a)
\$ 33 Toluene-d8	98	7.494	7.492	(0.805)	284042	10.0000	8(a)
34 Toluene	91	7.573	7.571	(0.814)	384116	10.0000	9(a)
35 trans-1,3-Dichloropropene	75	7.847	7.839	(1.354)	122913	10.0000	8(a)
36 1,1,2-Trichloroethane	97	8.066	8.064	(1.391)	96674	10.0000	9(a)
37 Tetrachloroethene	164	8.255	8.259	(0.887)	99438	10.0000	9(a)
38 2-Hexanone	43	8.401	8.393	(0.903)	44948	10.0000	7(a)
39 Dibromochloromethane	129	8.553	8.551	(1.475)	121988	10.0000	9(a)
40 1,2-Dibromoethane	107	8.693	8.684	(0.934)	103402	10.0000	9(a)
* 42 Chlorobenzene-d5	117	9.307	9.305	(1.000)	1457062	50.0000	
43 Chlorobenzene	112	9.344	9.341	(1.004)	297005	10.0000	9(a)
44 Ethylbenzene	106	9.502	9.500	(1.021)	133929	10.0000	8(a)
45 m,p-Xylene	106	9.666	9.664	(1.039)	364026	20.0000	18
46 o-Xylene	106	10.189	10.187	(1.095)	140460	10.0000	8(a)
47 Styrene	104	10.207	10.205	(1.097)	187354	10.0000	8(a)
48 Bromoform	173	10.426	10.424	(1.799)	80511	10.0000	9(a)
49 Isopropylbenzene	105	10.682	10.680	(1.148)	364601	10.0000	8(a)
\$ 50 Bromofluorobenzene	95	10.864	10.862	(1.167)	118511	10.0000	8(a)
51 1,1,2,2-Tetrachloroethane	83	11.059	11.051	(1.188)	119644	10.0000	9(a)
M 41 Xylene (Total)	106				504486	10.0000	26
52 1,3-Dichlorobenzene	146	12.203	12.207	(1.311)	204003	10.0000	8(a)
53 1,4-Dichlorobenzene	146	12.312	12.310	(1.323)	215548	10.0000	8(a)
54 1,2-Dichlorobenzene	146	12.738	12.742	(1.369)	212182	10.0000	8(a)
55 1,2-Dibromo-3-chloropropane	75	13.626	13.624	(1.464)	22067	10.0000	8(a)
56 1,2,4-Trichlorobenzene	180	14.551	14.549	(1.563)	85506	10.0000	6(a)

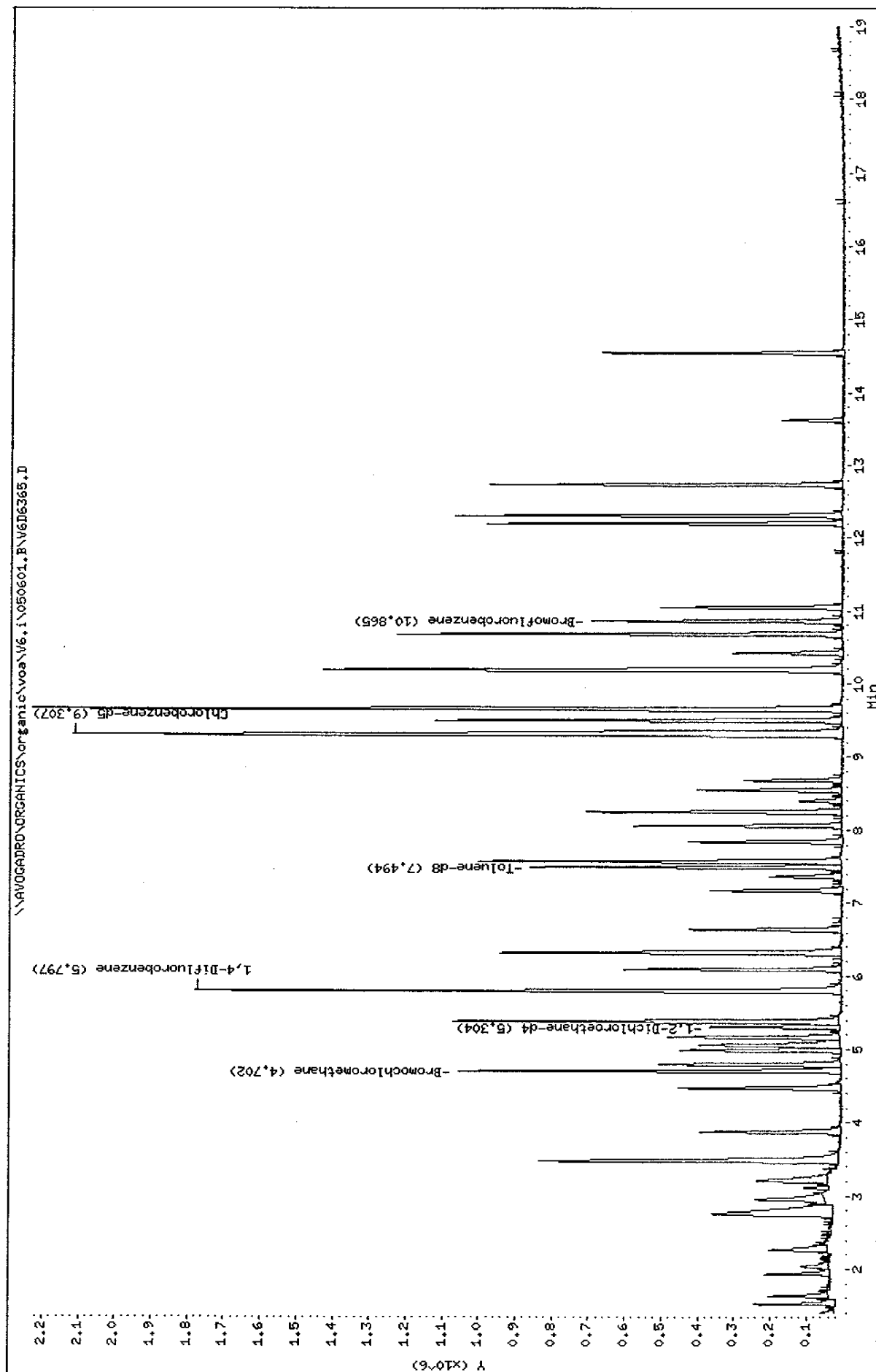
#### QC Flag Legend

a - Target compound detected but, quantitated amount  
Below Limit Of Quantitation(BLOQ).

④  
6/1/05

Data File: \\AVOCADRO\ORGANICS\organic\voa\6.i\050601.B\6D6365.D  
Date : 01-JUN-2005 12:02  
Client ID: VSTD0206Q  
Sample Info: ,VSTD0206Q,VSTD0206Q  
Purge Volume: 5.0  
Column phase: DB-624

Instrument: V6.i  
Operator: SB SRC: SB  
Column diameter: 0.25



Data File: \\AVOGADRO\ORGANICS\organic\voa\V6.i\050601.B\V6D6365.D  
Report Date: 01-Jun-2005 12:38

Mitkem Corporation

CLP OLM4.X - Water and Medium Soils

Data file : \\AVOGADRO\ORGANICS\organic\voa\V6.i\050601.B\V6D6365.D  
Lab Smp Id: VSTD0206Q Client Smp ID: VSTD0206Q  
Inj Date : 01-JUN-2005 12:02  
Operator : SB SRC: SB Inst ID: V6.i  
Smp Info : ,VSTD0206Q,VSTD0206Q  
Misc Info : ,1,2  
Comment :  
Method : \\AVOGADRO\ORGANICS\organic\voa\V6.i\050601.B\v6clp4s.m  
Meth Date : 01-Jun-2005 12:38 mtl Quant Type: ISTD  
Cal Date : 01-JUN-2005 10:12 Cal File: V6D6361.D  
Als bottle: 5 Calibration Sample, Level: 2  
Dil Factor: 1.00000  
Integrator: HP RTE Compound Sublist: CLP4.sub  
Target Version: 4.03  
Processing Host: TARGET3

Concentration Formula: Amt \* DF \* Uf \* 5/Vo

Name	Value	Description
DF	1.000	Dilution Factor
Uf	1.000	ng unit correction factor
Vo	5.000	Sample Volume purged (mL)

Compounds	QUANT SIG				AMOUNTS		
	MASS	RT	EXP RT	REL RT	RESPONSE	CAL-AMT ( ug/L)	ON-COL ( ug/L)
1 Dichlorodifluoromethane	85	1.368	1.372 (0.291)		264715	20.0000	21
2 Chloromethane	50	1.527	1.530 (0.325)		221344	20.0000	20
3 Vinyl Chloride	62	1.630	1.628 (0.347)		217262	20.0000	20
4 Bromomethane	94	1.934	1.938 (0.411)		147754	20.0000	20
5 Chloroethane	64	2.031	2.035 (0.432)		105605	20.0000	19
6 Trichlorofluoromethane	101	2.263	2.266 (0.481)		273336	20.0000	19
7 1,1-Dichloroethene	96	2.749	2.747 (0.585)		179879	20.0000	20
9 Acetone	43	2.804	2.790 (0.596)		70801	20.0000	18
8 1,1,2-Trichloro-1,2,2-trifluo	101	2.774	2.771 (0.590)		154454	20.0000	20
10 Carbon Disulfide	76	2.950	2.954 (0.627)		524720	20.0000	19
11 Methyl Acetate	43	3.120	3.112 (0.664)		107331	20.0000	18
12 Methylene Chloride	84	3.206	3.203 (0.682)		198595	20.0000	20
13 trans-1,2-Dichloroethene	96	3.473	3.471 (0.739)		223830	20.0000	20
14 Methyl tert-Butyl Ether	73	3.485	3.483 (0.741)		574676	20.0000	21
15 1,1-Dichloroethane	63	3.875	3.872 (0.824)		427211	20.0000	20
16 2-Butanone	43	4.483	4.481 (0.953)		100178	20.0000	19

Data File: \\AVOGADRO\ORGANICS\organic\voa\V6.i\050601.B\V6D6365.D  
Report Date: 01-Jun-2005 12:38

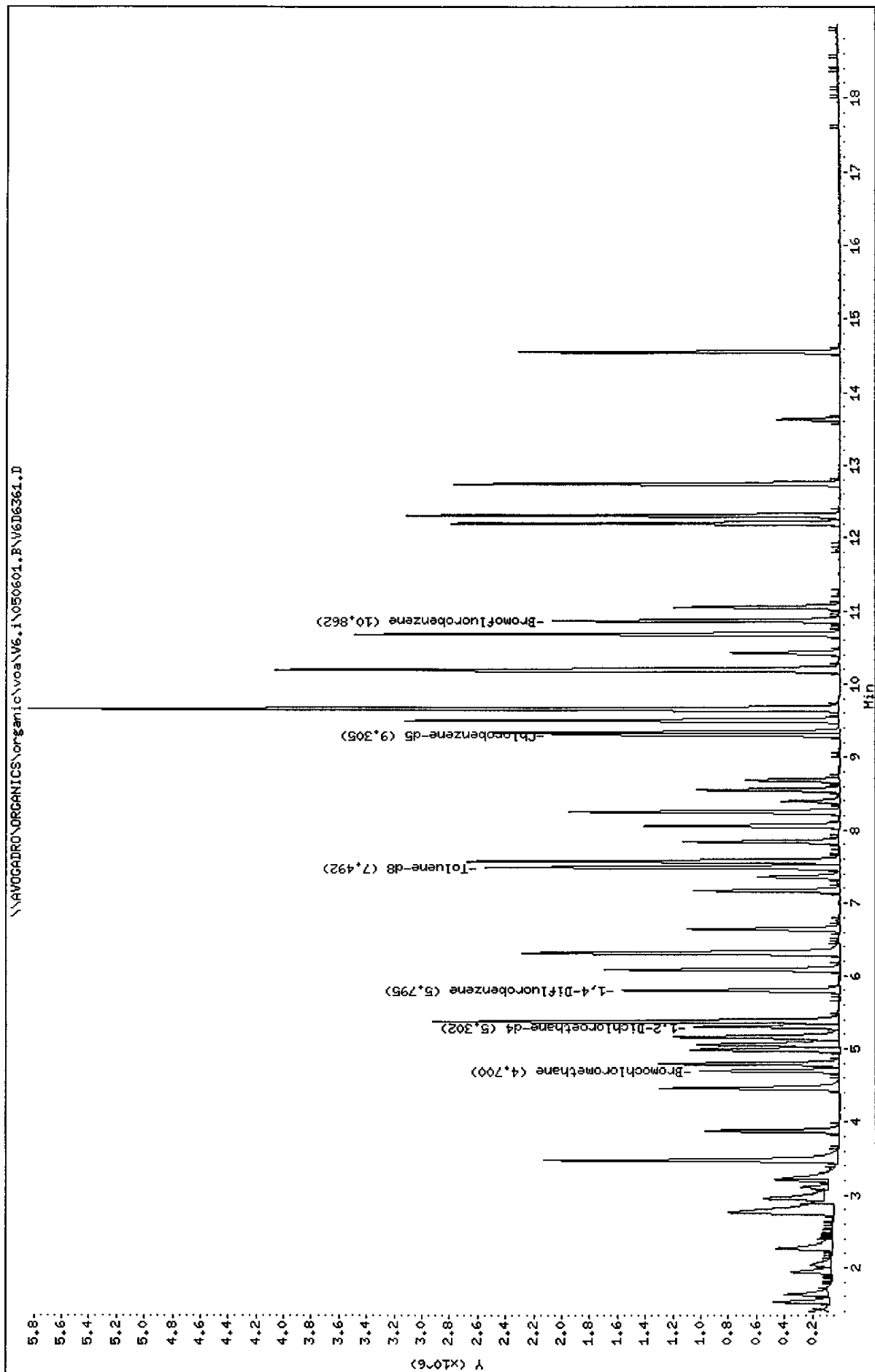
						AMOUNTS		
		QUANT SIG					CAL-AMT	ON-COL
Compounds	MASS	RT	EXP RT	REL RT	RESPONSE	( ug/L)	( ug/L)	
=====	=====	==	=====	=====	=====	=====	=====	
17 cis-1,2-Dichloroethene	96	4.465	4.463	(0.950)	190166	20.0000	18	
* 18 Bromochloromethane	128	4.702	4.700	(1.000)	324886	50.0000		
19 Chloroform	83	4.793	4.791	(1.019)	446418	20.0000	19	
20 1,1,1-Trichloroethane	97	4.988	4.986	(0.860)	365589	20.0000	20	
21 Cyclohexane	56	5.055	5.053	(0.872)	230356	20.0000	18	
22 Carbon Tetrachloride	117	5.164	5.162	(0.891)	361735	20.0000	20	
\$ 23 1,2-Dichloroethane-d4	65	5.310	5.302	(1.129)	330478	20.0000	18	
25 Benzene	78	5.377	5.375	(0.928)	730750	20.0000	19	
24 1,2-Dichloroethane	62	5.390	5.381	(1.146)	428165	20.0000	20	
* 26 1,4-Difluorobenzene	114	5.797	5.795	(1.000)	1496877	50.0000		
27 Trichloroethene	130	6.089	6.087	(1.050)	237637	20.0000	19	
28 Methylcyclohexane	83	6.308	6.312	(1.088)	221878	20.0000	19	
29 1,2-Dichloropropane	63	6.326	6.324	(1.091)	217646	20.0000	20	
30 Bromodichloromethane	83	6.643	6.640	(1.146)	328871	20.0000	20	
31 cis-1,3-Dichloropropene	75	7.166	7.164	(1.236)	237947	20.0000	18	
32 4-Methyl-2-Pentanone	43	7.361	7.358	(0.791)	171907	20.0000	20	
\$ 33 Toluene-d8	98	7.494	7.492	(0.805)	686787	20.0000	19	
34 Toluene	91	7.574	7.571	(0.814)	843217	20.0000	20	
35 trans-1,3-Dichloropropene	75	7.841	7.839	(1.353)	285636	20.0000	19	
36 1,1,2-Trichloroethane	97	8.066	8.064	(1.391)	217107	20.0000	21	
37 Tetrachloroethene	164	8.255	8.259	(0.887)	204677	20.0000	19	
38 2-Hexanone	43	8.407	8.393	(0.903)	109096	20.0000	18	
39 Dibromochloromethane	129	8.553	8.551	(1.475)	264508	20.0000	20	
40 1,2-Dibromoethane	107	8.693	8.684	(0.934)	224185	20.0000	20	
* 42 Chlorobenzene-d5	117	9.307	9.305	(1.000)	1465268	50.0000		
43 Chlorobenzene	112	9.344	9.341	(1.004)	630378	20.0000	20	
44 Ethylbenzene	106	9.502	9.500	(1.021)	296687	20.0000	19	
45 m,p-Xylene	106	9.660	9.664	(1.038)	773732	40.0000	38	
46 o-Xylene	106	10.189	10.187	(1.095)	346509	20.0000	19	
47 Styrene	104	10.202	10.205	(1.096)	460136	20.0000	19	
48 Bromoform	173	10.421	10.424	(1.798)	179374	20.0000	20	
49 Isopropylbenzene	105	10.682	10.680	(1.148)	866018	20.0000	18	
\$ 50 Bromofluorobenzene	95	10.859	10.862	(1.167)	275162	20.0000	18	
51 1,1,2,2-Tetrachloroethane	83	11.053	11.051	(1.188)	274936	20.0000	21	
M 41 Xylene (Total)	106				1120241	20.0000	57	
52 1,3-Dichlorobenzene	146	12.203	12.207	(1.311)	472993	20.0000	19	
53 1,4-Dichlorobenzene	146	12.313	12.310	(1.323)	514348	20.0000	19	
54 1,2-Dichlorobenzene	146	12.744	12.742	(1.369)	471791	20.0000	19	
55 1,2-Dibromo-3-chloropropane	75	13.620	13.624	(1.463)	53655	20.0000	20	
56 1,2,4-Trichlorobenzene	180	14.551	14.549	(1.563)	233549	20.0000	17	

Ⓟ  
6/1/05



Data File: \\AVOCADRO\ORGANICS\organic\voa\6.i\050601.B\6D6361.D  
Date : 01-JUN-2005 10:12  
Client ID: VSTD0506Q  
Sample Info: VSTD0506Q,VSTD0506Q  
Purge Volume: 5.0  
Column phase: DB-624

Instrument: V6.i  
Operator: SB SRC: SB  
Column diameter: 0.25



Data File: \\AVOGADRO\ORGANICS\organic\voa\V6.i\050601.B\V6D6361.D  
 Report Date: 01-Jun-2005 12:38

Mitkem Corporation

CLP OLM4.X - Water and Medium Soils

Data file : \\AVOGADRO\ORGANICS\organic\voa\V6.i\050601.B\V6D6361.D  
 Lab Smp Id: VSTD0506Q Client Smp ID: VSTD0506Q  
 Inj Date : 01-JUN-2005 10:12  
 Operator : SB SRC: SB Inst ID: V6.i  
 Smp Info : ,VSTD0506Q,VSTD0506Q  
 Misc Info : ,2  
 Comment :  
 Method : \\AVOGADRO\ORGANICS\organic\voa\V6.i\050601.B\v6clp4s.m  
 Meth Date : 01-Jun-2005 12:38 mtl Quant Type: ISTD  
 Cal Date : 01-JUN-2005 10:12 Cal File: V6D6361.D  
 Als bottle: 1 Calibration Sample, Level: 3  
 Dil Factor: 1.00000  
 Integrator: HP RTE Compound Sublist: CLP4.sub  
 Target Version: 4.03  
 Processing Host: TARGET3

Concentration Formula: Amt \* DF \* Uf \* 5/Vo

Name	Value	Description
DF	1.000	Dilution Factor
Uf	1.000	ng unit correction factor
Vo	5.000	Sample Volume purged (mL)

Compounds	QUANT SIG					AMOUNTS	
	MASS	RT	EXP RT	REL RT	RESPONSE	CAL-AMT ( ug/L)	ON-COL ( ug/L)
1 Dichlorodifluoromethane	85	1.372	1.372 (0.292)		643739	50.0000	54
2 Chloromethane	50	1.530	1.530 (0.326)		539647	50.0000	52
3 Vinyl Chloride	62	1.628	1.628 (0.346)		536061	50.0000	52
4 Bromomethane	94	1.938	1.938 (0.412)		352990	50.0000	52
5 Chloroethane	64	2.035	2.035 (0.433)		277035	50.0000	54
6 Trichlorofluoromethane	101	2.266	2.266 (0.482)		808120	50.0000	60
7 1,1-Dichloroethene	96	2.747	2.747 (0.584)		450872	50.0000	55
9 Acetone	43	2.790	2.790 (0.594)		235404	50.0000	63
8 1,1,2-Trichloro-1,2,2-trifluo	101	2.771	2.771 (0.590)		399526	50.0000	55
10 Carbon Disulfide	76	2.954	2.954 (0.629)		1386610	50.0000	54
11 Methyl Acetate	43	3.112	3.112 (0.662)		302867	50.0000	56
12 Methylene Chloride	84	3.203	3.203 (0.682)		464282	50.0000	51
13 trans-1,2-Dichloroethene	96	3.471	3.471 (0.739)		573503	50.0000	55
14 Methyl tert-Butyl Ether	73	3.483	3.483 (0.741)		1324485	50.0000	52
15 1,1-Dichloroethane	63	3.872	3.872 (0.824)		1079068	50.0000	54
16 2-Butanone	43	4.481	4.481 (0.953)		277940	50.0000	58

Data File: \\AVOGADRO\ORGANICS\organic\voa\V6.i\050601.B\V6D6361.D  
Report Date: 01-Jun-2005 12:38

						AMOUNTS	
QUANT SIG						CAL-AMT	ON-COL
Compounds	MASS	RT	EXP RT	REL RT	RESPONSE	( ug/L)	( ug/L)
=====	----	==	-----	-----	-----	-----	-----
17 cis-1,2-Dichloroethene	96	4.463	4.463	(0.950)	542582	50.0000	55
* 18 Bromochloromethane	128	4.700	4.700	(1.000)	300788	50.0000	
19 Chloroform	83	4.791	4.791	(1.019)	1168793	50.0000	55
20 1,1,1-Trichloroethane	97	4.986	4.986	(0.860)	905382	50.0000	53
21 Cyclohexane	56	5.053	5.053	(0.872)	731988	50.0000	60
22 Carbon Tetrachloride	117	5.162	5.162	(0.891)	912667	50.0000	54
\$ 23 1,2-Dichloroethane-d4	65	5.302	5.302	(1.128)	938615	50.0000	56
25 Benzene	78	5.375	5.375	(0.928)	2026947	50.0000	57
24 1,2-Dichloroethane	62	5.381	5.381	(1.145)	1090985	50.0000	55
* 26 1,4-Difluorobenzene	114	5.795	5.795	(1.000)	1403800	50.0000	
27 Trichloroethene	130	6.087	6.087	(1.050)	651726	50.0000	56
28 Methylcyclohexane	83	6.312	6.312	(1.089)	621594	50.0000	56
29 1,2-Dichloropropane	63	6.324	6.324	(1.091)	558717	50.0000	55
30 Bromodichloromethane	83	6.640	6.640	(1.146)	843254	50.0000	55
31 cis-1,3-Dichloropropene	75	7.164	7.164	(1.236)	688509	50.0000	54
32 4-Methyl-2-Pentanone	43	7.358	7.358	(0.791)	473465	50.0000	58
\$ 33 Toluene-d8	98	7.492	7.492	(0.805)	1981151	50.0000	58
34 Toluene	91	7.571	7.571	(0.814)	2300727	50.0000	57
35 trans-1,3-Dichloropropene	75	7.839	7.839	(1.353)	747072	50.0000	53
36 1,1,2-Trichloroethane	97	8.064	8.064	(1.392)	524267	50.0000	54
37 Tetrachloroethene	164	8.259	8.259	(0.888)	544565	50.0000	55
38 2-Hexanone	43	8.393	8.393	(0.902)	319559	50.0000	57
39 Dibromochloromethane	129	8.551	8.551	(1.476)	698601	50.0000	56
40 1,2-Dibromoethane	107	8.684	8.684	(0.933)	561266	50.0000	53
* 42 Chlorobenzene-d5	117	9.305	9.305	(1.000)	1361255	50.0000	
43 Chlorobenzene	112	9.341	9.341	(1.004)	1646396	50.0000	56
44 Ethylbenzene	106	9.500	9.500	(1.021)	851560	50.0000	57
45 m,p-Xylene	106	9.664	9.664	(1.039)	2149403	100.000	110
46 o-Xylene	106	10.187	10.187	(1.095)	1019673	50.0000	59
47 Styrene	104	10.205	10.205	(1.097)	1315912	50.0000	58
48 Bromoform	173	10.424	10.424	(1.799)	466048	50.0000	55
49 Isopropylbenzene	105	10.680	10.680	(1.148)	2642584	50.0000	59
\$ 50 Bromofluorobenzene	95	10.862	10.862	(1.167)	831400	50.0000	58
51 1,1,2,2-Tetrachloroethane	83	11.051	11.051	(1.188)	624910	50.0000	52
M 41 Xylene (Total)	106				3169076	50.0000	170
52 1,3-Dichlorobenzene	146	12.207	12.207	(1.312)	1345807	50.0000	57
53 1,4-Dichlorobenzene	146	12.310	12.310	(1.323)	1436122	50.0000	57
54 1,2-Dichlorobenzene	146	12.742	12.742	(1.369)	1305975	50.0000	56
55 1,2-Dibromo-3-chloropropane	75	13.624	13.624	(1.464)	134026	50.0000	53
56 1,2,4-Trichlorobenzene	180	14.549	14.549	(1.564)	739748	50.0000	57

SB  
6/1/05

Data File: \\AVOCADRO\ORGANICS\organic\voa\6.i\050601.B\6D6364.D

Date : 01-JUN-2005 11:34

Client ID: VSTD1006Q

Sample Info: ,VSTD1006Q,VSTD1006Q

Purge Volume: 5.0

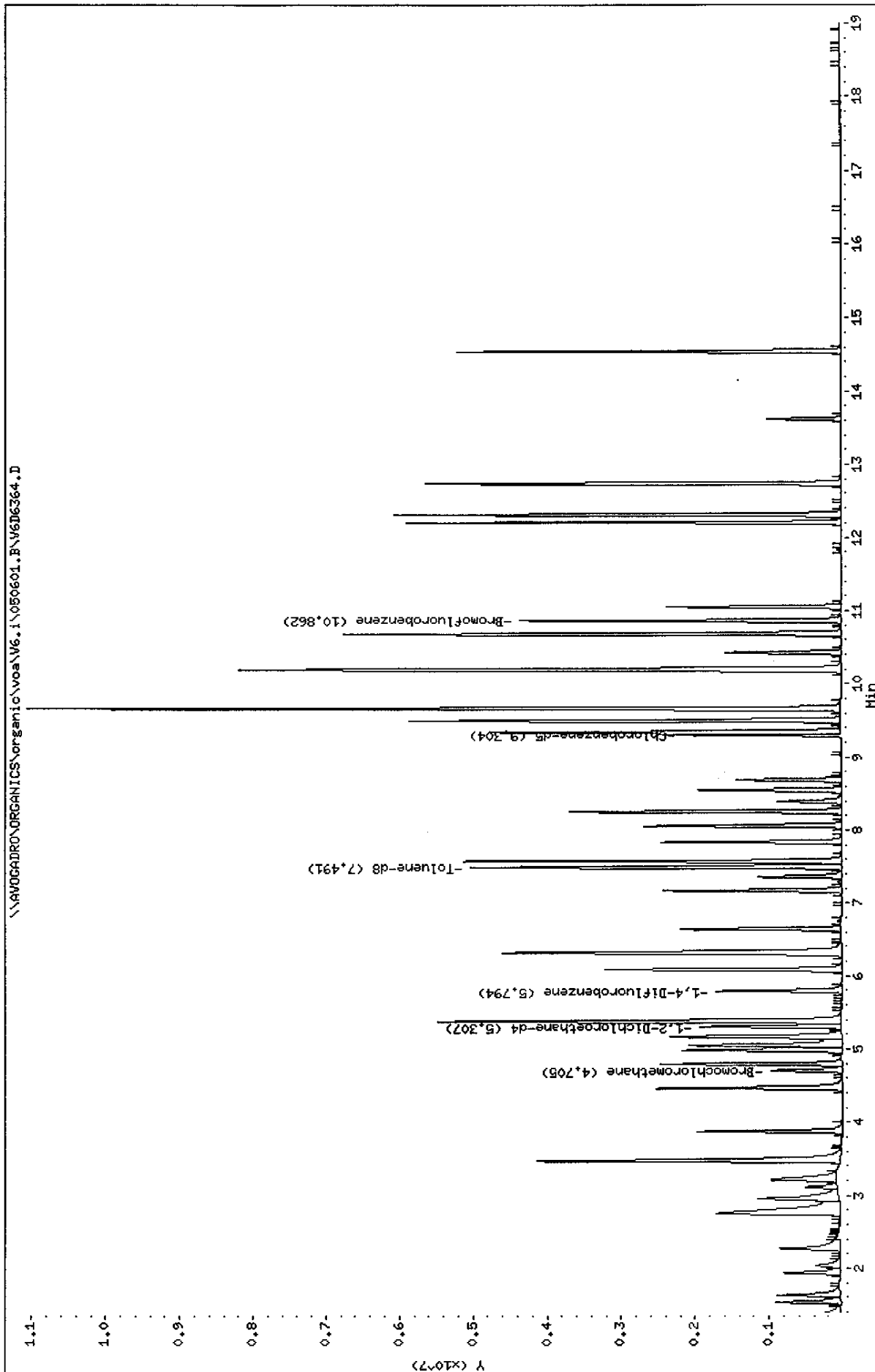
Column phase: DB-624

Instrument: V6.i

Operator: SB SRC: SB

Column diameter: 0.25

\\AVOCADRO\ORGANICS\organic\voa\6.i\050601.B\6D6364.D



Data File: \\AVOGADRO\ORGANICS\organic\voa\V6.i\050601.B\V6D6364.D  
 Report Date: 01-Jun-2005 12:38

Mitkem Corporation

CLP OLM4.X - Water and Medium Soils

Data file : \\AVOGADRO\ORGANICS\organic\voa\V6.i\050601.B\V6D6364.D  
 Lab Smp Id: VSTD1006Q Client Smp ID: VSTD1006Q  
 Inj Date : 01-JUN-2005 11:34  
 Operator : SB SRC: SB Inst ID: V6.i  
 Smp Info : ,VSTD1006Q,VSTD1006Q  
 Misc Info : ,1,4  
 Comment :  
 Method : \\AVOGADRO\ORGANICS\organic\voa\V6.i\050601.B\v6clp4s.m  
 Meth Date : 01-Jun-2005 12:38 mtl Quant Type: ISTD  
 Cal Date : 01-JUN-2005 10:12 Cal File: V6D6361.D  
 Als bottle: 4 Calibration Sample, Level: 4  
 Dil Factor: 1.00000  
 Integrator: HP RTE Compound Sublist: CLP4.sub  
 Target Version: 4.03  
 Processing Host: TARGET3

Concentration Formula: Amt \* DF \* Uf \* 5/Vo

Name	Value	Description
DF	1.000	Dilution Factor
Uf	1.000	ng unit correction factor
Vo	5.000	Sample Volume purged (mL)

Compounds	QUANT SIG						AMOUNTS	
	MASS	RT	EXP RT	REL RT	RESPONSE		CAL-AMT ( ug/L)	ON-COL ( ug/L)
1 Dichlorodifluoromethane	85	1.371	1.372	(0.291)	1287966		100.000	100
2 Chloromethane	50	1.530	1.530	(0.325)	1097019		100.000	100
3 Vinyl Chloride	62	1.627	1.628	(0.346)	1161741		100.000	110
4 Bromomethane	94	1.937	1.938	(0.412)	701919		100.000	100
5 Chloroethane	64	2.035	2.035	(0.432)	533689		100.000	100
6 Trichlorofluoromethane	101	2.272	2.266	(0.483)	1518620		100.000	110
7 1,1-Dichloroethene	96	2.752	2.747	(0.585)	955417		100.000	110
9 Acetone	43	2.789	2.790	(0.593)	374932		100.000	97
8 1,1,2-Trichloro-1,2,2-trifluo	101	2.777	2.771	(0.590)	832079		100.000	110
10 Carbon Disulfide	76	2.953	2.954	(0.628)	2801300		100.000	100
11 Methyl Acetate	43	3.111	3.112	(0.661)	573801		100.000	100
12 Methylene Chloride	84	3.215	3.203	(0.683)	933560		100.000	99
13 trans-1,2-Dichloroethene	96	3.470	3.471	(0.738)	1080687		100.000	100
14 Methyl tert-Butyl Ether	73	3.488	3.483	(0.741)	2663118		100.000	100
15 1,1-Dichloroethane	63	3.878	3.872	(0.824)	2118952		100.000	100
16 2-Butanone	43	4.480	4.481	(0.952)	499029		100.000	100

Data File: \\AVOGADRO\ORGANICS\organic\voa\V6.i\050601.B\V6D6364.D  
Report Date: 01-Jun-2005 12:38

						AMOUNTS		
		QUANT SIG					CAL-AMT	ON-COL
Compounds	MASS	RT	EXP RT	REL RT	RESPONSE	( ug/L)	( ug/L)	
=====	=====	==	=====	=====	=====	=====	=====	
17 cis-1,2-Dichloroethene	96	4.462	4.463	(0.948)	1078604	100.000	110	
* 18 Bromochloromethane	128	4.705	4.700	(1.000)	310813	50.0000		
19 Chloroform	83	4.790	4.791	(1.018)	2215679	100.000	100	
20 1,1,1-Trichloroethane	97	4.985	4.986	(0.860)	1822100	100.000	100	
21 Cyclohexane	56	5.058	5.053	(0.873)	1452173	100.000	120	
22 Carbon Tetrachloride	117	5.167	5.162	(0.892)	1808661	100.000	110	
\$ 23 1,2-Dichloroethane-d4	65	5.307	5.302	(1.128)	1790279	100.000	100	
25 Benzene	78	5.374	5.375	(0.928)	3835306	100.000	110	
24 1,2-Dichloroethane	62	5.386	5.381	(1.145)	2057732	100.000	100	
* 26 1,4-Difluorobenzene	114	5.794	5.795	(1.000)	1434097	50.0000		
27 Trichloroethene	130	6.086	6.087	(1.050)	1241917	100.000	110	
28 Methylcyclohexane	83	6.311	6.312	(1.089)	1343492	100.000	120	
29 1,2-Dichloropropane	63	6.323	6.324	(1.091)	1066244	100.000	100	
30 Bromodichloromethane	83	6.640	6.640	(1.146)	1630562	100.000	100	
31 cis-1,3-Dichloropropene	75	7.169	7.164	(1.237)	1508176	100.000	120	
32 4-Methyl-2-Pentanone	43	7.357	7.358	(0.791)	887604	100.000	110	
\$ 33 Toluene-d8	98	7.491	7.492	(0.805)	3982517	100.000	110	
34 Toluene	91	7.577	7.571	(0.814)	4392899	100.000	110	
35 trans-1,3-Dichloropropene	75	7.838	7.839	(1.353)	1609766	100.000	110	
36 1,1,2-Trichloroethane	97	8.063	8.064	(1.392)	1019672	100.000	100	
37 Tetrachloroethene	164	8.258	8.259	(0.888)	1077720	100.000	110	
38 2-Hexanone	43	8.392	8.393	(0.902)	659428	100.000	110	
39 Dibromochloromethane	129	8.550	8.551	(1.476)	1356076	100.000	110	
40 1,2-Dibromoethane	107	8.690	8.684	(0.934)	1149744	100.000	110	
* 42 Chlorobenzene-d5	117	9.304	9.305	(1.000)	1397118	50.0000		
43 Chlorobenzene	112	9.341	9.341	(1.004)	3184541	100.000	100	
44 Ethylbenzene	106	9.499	9.500	(1.021)	1682084	100.000	110	
45 m,p-Xylene	106	9.663	9.664	(1.039)	4143322	200.000	220	
46 o-Xylene	106	10.186	10.187	(1.095)	1995594	100.000	110	
47 Styrene	104	10.205	10.205	(1.097)	2668093	100.000	110	
48 Bromoform	173	10.424	10.424	(1.799)	911918	100.000	100	
49 Isopropylbenzene	105	10.679	10.680	(1.148)	5316487	100.000	120	
\$ 50 Bromofluorobenzene	95	10.862	10.862	(1.167)	1688297	100.000	110	
51 1,1,2,2-Tetrachloroethane	83	11.056	11.051	(1.188)	1264718	100.000	100	
M 41 Xylene (Total)	106				6138916	100.000	330	
52 1,3-Dichlorobenzene	146	12.200	12.207	(1.311)	2736269	100.000	110	
53 1,4-Dichlorobenzene	146	12.309	12.310	(1.323)	2889513	100.000	110	
54 1,2-Dichlorobenzene	146	12.741	12.742	(1.369)	2676866	100.000	110	
55 1,2-Dibromo-3-chloropropane	75	13.623	13.624	(1.464)	293008	100.000	110	
56 1,2,4-Trichlorobenzene	180	14.548	14.549	(1.564)	1663306	100.000	120	

SB  
6/1/05

Data File: \\AVOCADRO\ORGANICS\organic\voa\6.i\050601.B\6D6363.D

Date : 01-JUN-2005 11:07

Client ID: VSTD2006Q

Sample Info: ,VSTD2006Q,VSTD2006Q

Purge Volume: 5.0

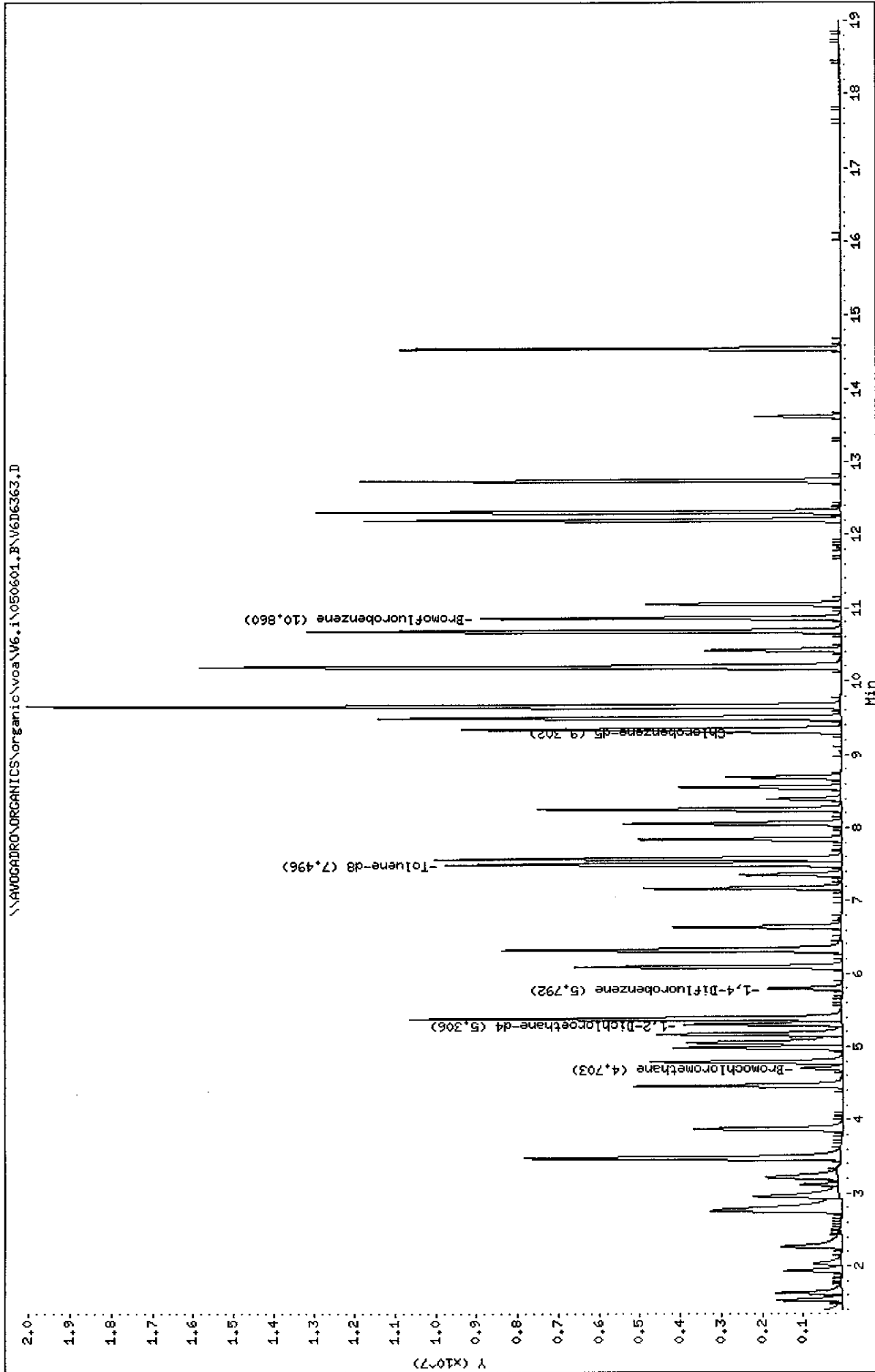
Column phase: DB-624

Instrument: V6.i

Operator: SB SRC: SB

Column diameter: 0.25

\\AVOCADRO\ORGANICS\organic\voa\6.i\050601.B\6D6363.D



Data File: \\AVOGADRO\ORGANICS\organic\voa\V6.i\050601.B\V6D6363.D  
 Report Date: 01-Jun-2005 12:38

Mitkem Corporation

CLP OLM4.X - Water and Medium Soils  
 Data file : \\AVOGADRO\ORGANICS\organic\voa\V6.i\050601.B\V6D6363.D  
 Lab Smp Id: VSTD2006Q Client Smp ID: VSTD2006Q  
 Inj Date : 01-JUN-2005 11:07  
 Operator : SB SRC: SB Inst ID: V6.i  
 Smp Info : ,VSTD2006Q,VSTD2006Q  
 Misc Info : ,1,5  
 Comment :  
 Method : \\AVOGADRO\ORGANICS\organic\voa\V6.i\050601.B\v6clp4s.m  
 Meth Date : 01-Jun-2005 12:38 mtl Quant Type: ISTD  
 Cal Date : 01-JUN-2005 10:12 Cal File: V6D6361.D  
 Als bottle: 3 Calibration Sample, Level: 5  
 Dil Factor: 1.00000  
 Integrator: HP RTE Compound Sublist: CLP4.sub  
 Target Version: 4.03  
 Processing Host: TARGET3

Concentration Formula: Amt \* DF \* Uf \* 5/Vo

Name	Value	Description
DF	1.000	Dilution Factor
Uf	1.000	ng unit correction factor
Vo	5.000	Sample Volume purged (mL)

Compounds	QUANT SIG	MASS	RT	EXP RT	REL RT	RESPONSE	AMOUNTS	
							CAL-AMT ( ug/L)	ON-COL ( ug/L)
1 Dichlorodifluoromethane	85	1.369	1.372	(0.291)	2418397	200.000	190	
2 Chloromethane	50	1.528	1.530	(0.325)	2194491	200.000	190	
3 Vinyl Chloride	62	1.631	1.628	(0.347)	2170807	200.000	190	
4 Bromomethane	94	1.929	1.938	(0.410)	1365478	200.000	180	
5 Chloroethane	64	2.033	2.035	(0.432)	1081508	200.000	190	
6 Trichlorofluoromethane	101	2.270	2.266	(0.483)	2928716	200.000	200	
7 1,1-Dichloroethene	96	2.757	2.747	(0.586)	1890034	200.000	210 (A)	
9 Acetone	43	2.787	2.790	(0.593)	802348	200.000	200	
8 1,1,2-Trichloro-1,2,2-trifluo	101	2.769	2.771	(0.589)	1496583	200.000	190	
10 Carbon Disulfide	76	2.951	2.954	(0.627)	5571931	200.000	200	
11 Methyl Acetate	43	3.109	3.112	(0.661)	1137954	200.000	190	
12 Methylene Chloride	84	3.219	3.203	(0.684)	1867437	200.000	190	
13 trans-1,2-Dichloroethene	96	3.468	3.471	(0.737)	2065222	200.000	180	
14 Methyl tert-Butyl Ether	73	3.481	3.483	(0.740)	5260633	200.000	190	
15 1,1-Dichloroethane	63	3.876	3.872	(0.824)	4133344	200.000	190	
16 2-Butanone	43	4.472	4.481	(0.951)	992561	200.000	190	



Data File: \\AVOGADRO\ORGANICS\organic\voa\V6.i\050601.B\V6D6363.D  
Report Date: 01-Jun-2005 12:38

QUANT SIG						AMOUNTS	
Compounds	MASS	RT	EXP RT	REL RT	RESPONSE	CAL-AMT ( ug/L)	ON-COL ( ug/L)
=====	=====	==	=====	=====	=====	=====	=====
17 cis-1,2-Dichloroethene	96	4.460	4.463	(0.948)	2205493	200.000	210 (A)
* 18 Bromochloromethane	128	4.703	4.700	(1.000)	329396	50.0000	
19 Chloroform	83	4.788	4.791	(1.018)	4366546	200.000	190
20 1,1,1-Trichloroethane	97	4.983	4.986	(0.859)	3596552	200.000	180
21 Cyclohexane	56	5.050	5.053	(0.871)	2860120	200.000	200
22 Carbon Tetrachloride	117	5.166	5.162	(0.891)	3618234	200.000	190
\$ 23 1,2-Dichloroethane-d4	65	5.306	5.302	(1.128)	3634087	200.000	200
25 Benzene	78	5.372	5.375	(0.927)	7335493	200.000	180
24 1,2-Dichloroethane	62	5.385	5.381	(1.145)	4047434	200.000	180
* 26 1,4-Difluorobenzene	114	5.798	5.795	(1.000)	1621061	50.0000	
27 Trichloroethene	130	6.084	6.087	(1.049)	2495967	200.000	190
28 Methylcyclohexane	83	6.309	6.312	(1.088)	2451505	200.000	190
29 1,2-Dichloropropane	63	6.322	6.324	(1.090)	2117796	200.000	180
30 Bromodichloromethane	83	6.644	6.640	(1.146)	3265953	200.000	180
31 cis-1,3-Dichloropropene	75	7.167	7.164	(1.236)	3125492	200.000	210 (A)
32 4-Methyl-2-Pentanone	43	7.356	7.358	(0.791)	1864531	200.000	200
\$ 33 Toluene-d8	98	7.496	7.492	(0.806)	7777107	200.000	200
34 Toluene	91	7.575	7.571	(0.814)	8570287	200.000	180
35 trans-1,3-Dichloropropene	75	7.842	7.839	(1.353)	3339871	200.000	210 (A)
36 1,1,2-Trichloroethane	97	8.061	8.064	(1.390)	2027015	200.000	180
37 Tetrachloroethene	164	8.256	8.259	(0.888)	2113624	200.000	180
38 2-Hexanone	43	8.390	8.393	(0.902)	1379028	200.000	210 (A)
39 Dibromochloromethane	129	8.554	8.551	(1.475)	2752780	200.000	190
40 1,2-Dibromoethane	107	8.688	8.684	(0.934)	2349834	200.000	190
* 42 Chlorobenzene-d5	117	9.302	9.305	(1.000)	1583876	50.0000	
43 Chlorobenzene	112	9.345	9.341	(1.005)	6325235	200.000	180
44 Ethylbenzene	106	9.503	9.500	(1.022)	3386499	200.000	200
45 m,p-Xylene	106	9.661	9.664	(1.039)	7967002	400.000	370
46 o-Xylene	106	10.184	10.187	(1.095)	4004032	200.000	200
47 Styrene	104	10.203	10.205	(1.097)	5238757	200.000	200
48 Bromoform	173	10.422	10.424	(1.797)	1948422	200.000	200
49 Isopropylbenzene	105	10.677	10.680	(1.148)	10220468	200.000	200
\$ 50 Bromofluorobenzene	95	10.860	10.862	(1.167)	3479589	200.000	210 (A)
51 1,1,2,2-Tetrachloroethane	83	11.054	11.051	(1.188)	2556241	200.000	180
M 41 Xylene (Total)	106				11971034	200.000	560
52 1,3-Dichlorobenzene	146	12.204	12.207	(1.312)	5536532	200.000	200
53 1,4-Dichlorobenzene	146	12.308	12.310	(1.323)	5828366	200.000	200
54 1,2-Dichlorobenzene	146	12.740	12.742	(1.369)	5360125	200.000	200
55 1,2-Dibromo-3-chloropropane	75	13.622	13.624	(1.464)	593744	200.000	200
56 1,2,4-Trichlorobenzene	180	14.546	14.549	(1.564)	3556254	200.000	230 (A)

#### QC Flag Legend

A - Target compound detected but, quantitated amount exceeded maximum amount.

SB  
6/1/05

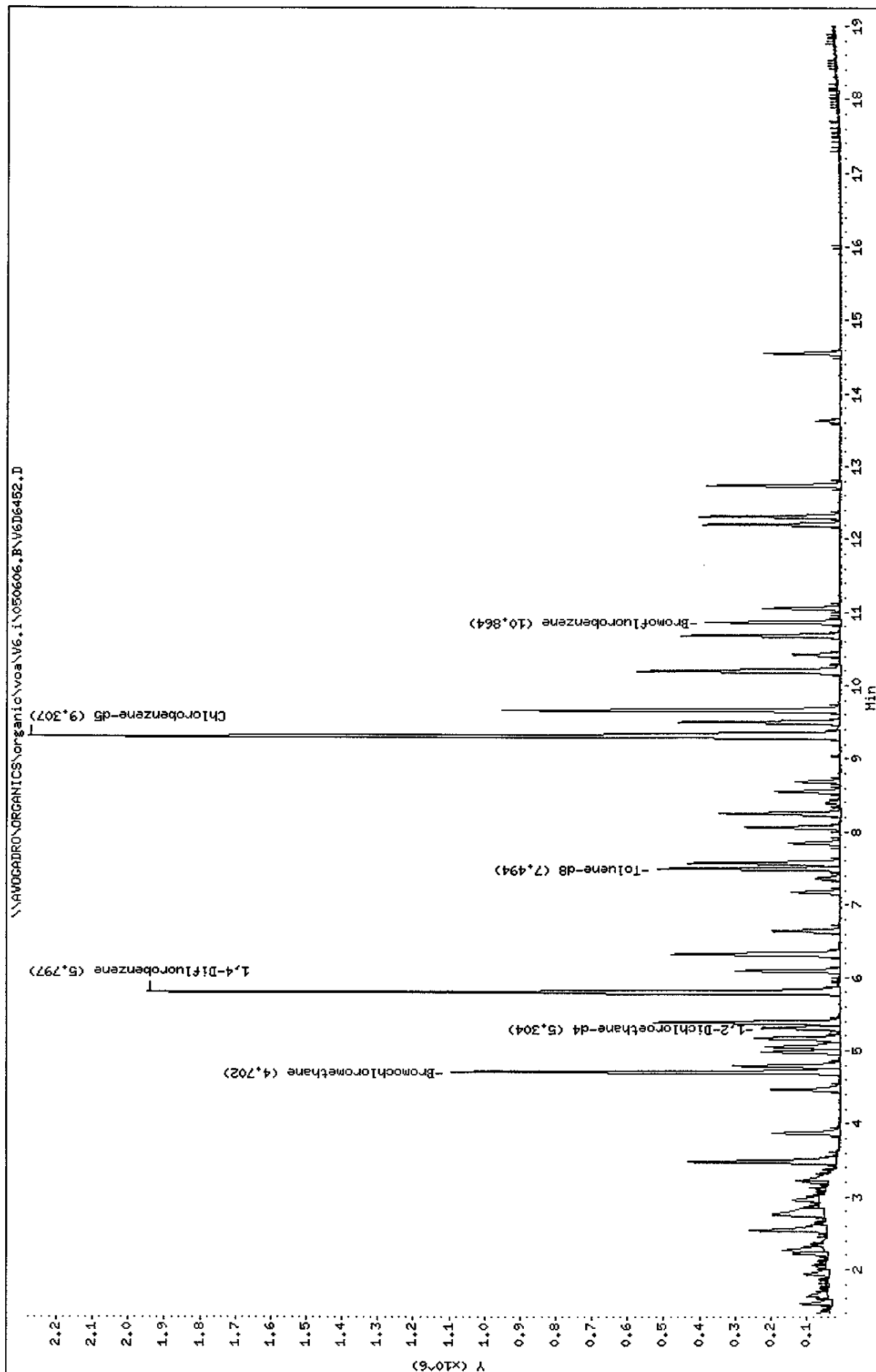
Data File: \\AVOCADRO\ORGANICS\organic\voa\V6.i\050606.B\V6D6452.D  
Date : 06-JUN-2005 10:22  
Client ID: VSTD0106X  
Sample Info: VSTD0106X,VSTD0106X  
Purge Volume: 5.0  
Column phase: DB-624

**COPY**

Original Documents Are Included in CDF

Signed: \_\_\_\_\_ Date: \_\_\_\_\_

Instrument: V6.i  
Operator: SB SRC: SB  
Column diameter: 0.25



Data File: \\AVOGADRO\ORGANICS\organic\voa\V6.i\050606.B\V6D6452.D  
Report Date: 07-Jun-2005 10:14

Mitkem Corporation

CLP OLM4.X - Water and Medium Soils  
Data file : \\AVOGADRO\ORGANICS\organic\voa\V6.i\050606.B\V6D6452.D  
Lab Smp Id: VSTD0106X Client Smp ID: VSTD0106X  
Inj Date : 06-JUN-2005 10:22  
Operator : SB SRC: SB Inst ID: V6.i  
Smp Info : ,VSTD0106X,VSTD0106X  
Misc Info : ,1,1  
Comment :  
Method : \\AVOGADRO\ORGANICS\organic\voa\V6.i\050606.B\v6clp4s.m  
Meth Date : 06-Jun-2005 12:33 mtl Quant Type: ISTD  
Cal Date : 06-JUN-2005 09:40 Cal File: V6D6451.D  
Als bottle: 2 Calibration Sample, Level: 1  
Dil Factor: 1.00000  
Integrator: HP RTE Compound Sublist: CLP4\_THF.sub  
Target Version: 4.03  
Processing Host: TARGET3

Concentration Formula: Amt \* DF \* Uf \* 5/Vo

Name	Value	Description
DF	1.000	Dilution Factor
Uf	1.000	ng unit correction factor
Vo	5.000	Sample Volume purged (mL)

Compounds	QUANT SIG					AMOUNTS	
	MASS	RT	EXP RT	REL RT	RESPONSE	CAL-AMT ( ug/L)	ON-COL ( ug/L)
1 Dichlorodifluoromethane	85	1.374	1.372	(0.292)	128345	10.0000	10
2 Chloromethane	50	1.526	1.530	(0.325)	117310	10.0000	10
3 Vinyl Chloride	62	1.630	1.634	(0.347)	103735	10.0000	10
4 Bromomethane	94	1.946	1.950	(0.414)	73472	10.0000	10
5 Chloroethane	64	2.031	2.053	(0.432)	53766	10.0000	10
6 Trichlorofluoromethane	101	2.275	2.266	(0.484)	129692	10.0000	9 (a)
7 1,1-Dichloroethene	96	2.749	2.753	(0.585)	87391	10.0000	10
8 1,1,2-Trichloro-1,2,2-trifluo	101	2.761	2.765	(0.587)	66424	10.0000	8 (a)
9 Acetone	43	2.798	2.796	(0.595)	50114	10.0000	12
10 Carbon Disulfide	76	2.950	2.954	(0.627)	278976	10.0000	10
11 Methyl Acetate	43	3.108	3.106	(0.661)	66230	10.0000	11
12 Methylene Chloride	84	3.212	3.221	(0.683)	98649	10.0000	10
13 trans-1,2-Dichloroethene	96	3.467	3.465	(0.737)	119402	10.0000	10
14 Methyl tert-Butyl Ether	73	3.479	3.483	(0.740)	257278	10.0000	10
15 1,1-Dichloroethane	63	3.875	3.872	(0.824)	205797	10.0000	10
17 cis-1,2-Dichloroethene	96	4.459	4.463	(0.948)	90145	10.0000	9 (a)

COPY

Original Documents Are Included in CSF \_\_\_\_\_  
Signed: \_\_\_\_\_ Date: \_\_\_\_\_

Data File: \\AVOGADRO\ORGANICS\organic\voa\V6.i\050606.B\V6D6452.D  
Report Date: 07-Jun-2005 10:14

						AMOUNTS	
QUANT SIG						CAL-AMT	ON-COL
Compounds	MASS	RT	EXP RT	REL RT	RESPONSE	( ug/L)	( ug/L)
=====	=====	==	=====	=====	=====	=====	=====
16 2-Butanone	43	4.489	4.475	(0.955)	40075	10.0000	9 (a)
* 18 Bromochloromethane	128	4.702	4.700	(1.000)	363223	50.0000	
76 Tetrahydrofuran	72	4.775	4.773	(1.016)	9723	50.0000	44 (a)
19 Chloroform	83	4.787	4.791	(1.018)	246092	10.0000	10
20 1,1,1-Trichloroethane	97	4.982	4.986	(0.859)	177302	10.0000	10
21 Cyclohexane	56	5.055	5.053	(0.872)	101532	10.0000	8 (a)
22 Carbon Tetrachloride	117	5.164	5.162	(0.891)	175430	10.0000	10
\$ 23 1,2-Dichloroethane-d4	65	5.304	5.302	(1.128)	216016	10.0000	10
25 Benzene	78	5.377	5.375	(0.928)	345574	10.0000	10
24 1,2-Dichloroethane	62	5.389	5.381	(1.146)	213878	10.0000	10
* 26 1,4-Difluorobenzene	114	5.797	5.795	(1.000)	1649211	50.0000	
27 Trichloroethene	130	6.089	6.087	(1.050)	121090	10.0000	10
28 Methylcyclohexane	83	6.302	6.306	(1.087)	109578	10.0000	9 (a)
29 1,2-Dichloropropane	63	6.320	6.324	(1.090)	111471	10.0000	10
30 Bromodichloromethane	83	6.643	6.640	(1.146)	156517	10.0000	10
31 cis-1,3-Dichloropropene	75	7.172	7.170	(1.237)	90506	10.0000	9 (a)
32 4-Methyl-2-Pentanone	43	7.354	7.358	(0.790)	62767	10.0000	9 (a)
\$ 33 Toluene-d8	98	7.494	7.492	(0.805)	407163	10.0000	10
34 Toluene	91	7.573	7.571	(0.814)	370741	10.0000	9 (a)
35 trans-1,3-Dichloropropene	75	7.847	7.845	(1.354)	109274	10.0000	9 (a)
36 1,1,2-Trichloroethane	97	8.066	8.064	(1.391)	102122	10.0000	10
37 Tetrachloroethene	164	8.255	8.259	(0.887)	99930	10.0000	10
38 2-Hexanone	43	8.401	8.399	(0.903)	42447	10.0000	9 (a)
39 Dibromochloromethane	129	8.553	8.557	(1.475)	123295	10.0000	10
40 1,2-Dibromoethane	107	8.693	8.691	(0.934)	101763	10.0000	10
* 42 Chlorobenzene-d5	117	9.307	9.305	(1.000)	1577535	50.0000	
43 Chlorobenzene	112	9.344	9.341	(1.004)	297924	10.0000	10
44 Ethylbenzene	106	9.502	9.506	(1.021)	120899	10.0000	9 (a)
45 m,p-Xylene	106	9.666	9.664	(1.039)	343492	20.0000	19
46 o-Xylene	106	10.189	10.187	(1.095)	135291	10.0000	9 (a)
47 Styrene	104	10.207	10.205	(1.097)	184113	10.0000	9 (a)
48 Bromoform	173	10.420	10.424	(1.798)	82379	10.0000	10
49 Isopropylbenzene	105	10.682	10.680	(1.148)	319877	10.0000	8 (a)
\$ 50 Bromofluorobenzene	95	10.864	10.862	(1.167)	150977	10.0000	9 (a)
51 1,1,2,2-Tetrachloroethane	83	11.053	11.057	(1.188)	112774	10.0000	10
M 41 Xylene (Total)	106				478783	10.0000	28
52 1,3-Dichlorobenzene	146	12.203	12.201	(1.311)	189830	10.0000	9 (a)
53 1,4-Dichlorobenzene	146	12.312	12.310	(1.323)	205363	10.0000	9 (a)
54 1,2-Dichlorobenzene	146	12.738	12.742	(1.369)	189801	10.0000	9 (a)
55 1,2-Dibromo-3-chloropropane	75	13.626	13.624	(1.464)	21949	10.0000	10
56 1,2,4-Trichlorobenzene	180	14.551	14.555	(1.563)	78084	10.0000	8 (a)

#### QC Flag Legend

a - Target compound detected but, quantitated amount  
Below Limit Of Quantitation(BLOQ).

SB  
6/7/05

Data File: \\AVOCADRO\ORGANICS\organic\vos\V6.i\050606.B\V6D6455.D

Date : 06-JUN-2005 12:01

Client ID: VSTD0206X

Sample Info: ,VSTD0206X,VSTD0206X

Purge Volume: 5.0

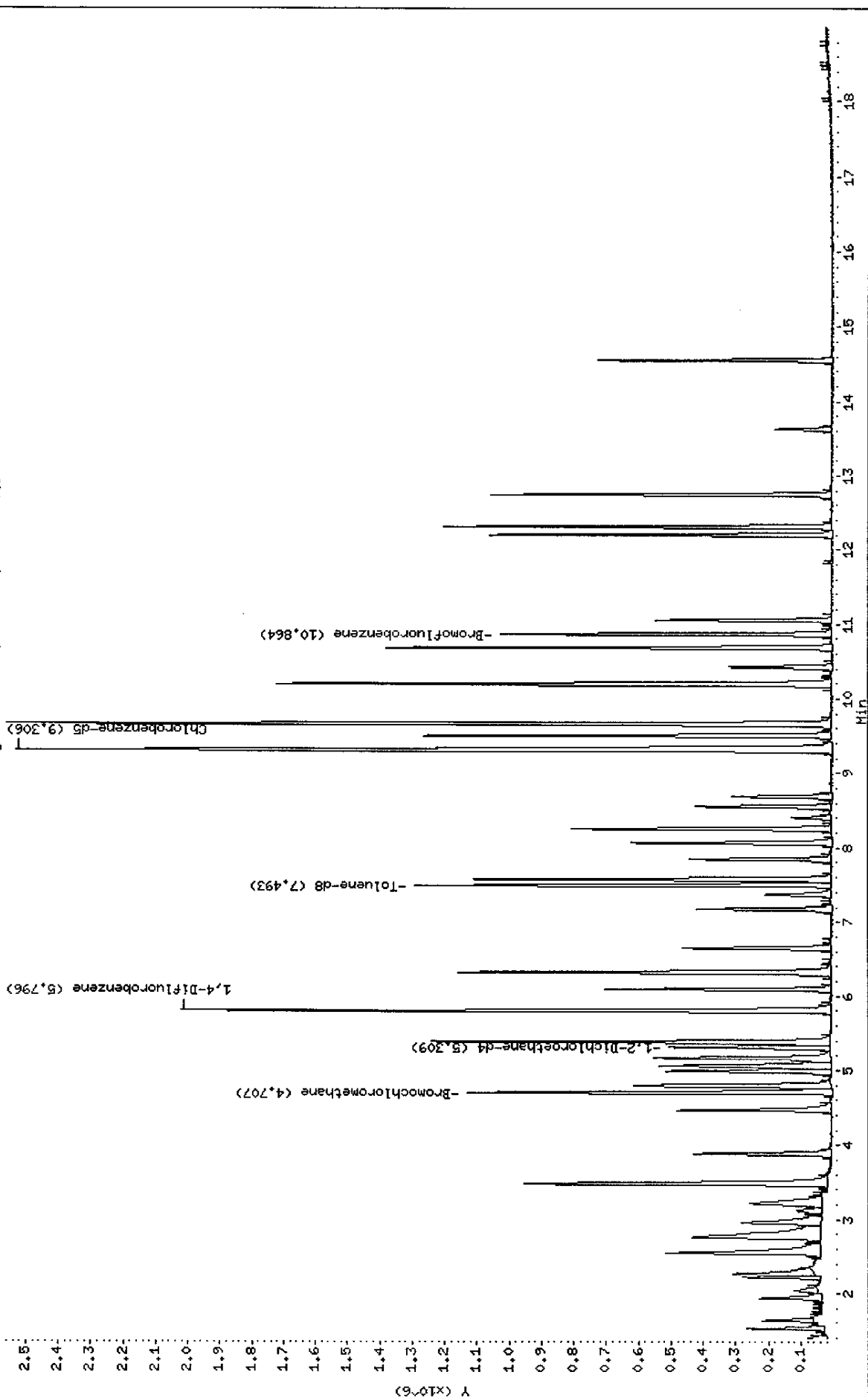
Column Phase: DB-624

Instrument: V6.i

Operator: SB SRC: SB

Column diameter: 0.25

\\AVOCADRO\ORGANICS\organic\vos\V6.i\050606.B\V6D6455.D



Data File: \\AVOGADRO\ORGANICS\organic\voa\V6.i\050606.B\V6D6455.D  
 Report Date: 07-Jun-2005 10:14

Mitkem Corporation

CLP OLM4.X - Water and Medium Soils

Data file : \\AVOGADRO\ORGANICS\organic\voa\V6.i\050606.B\V6D6455.D  
 Lab Smp Id: VSTD0206X Client Smp ID: VSTD0206X  
 Inj Date : 06-JUN-2005 12:01  
 Operator : SB SRC: SB Inst ID: V6.i  
 Smp Info : ,VSTD0206X,VSTD0206X  
 Misc Info : ,1,2  
 Comment :  
 Method : \\AVOGADRO\ORGANICS\organic\voa\V6.i\050606.B\v6clp4s.m  
 Meth Date : 06-Jun-2005 12:33 mtl Quant Type: ISTD  
 Cal Date : 06-JUN-2005 09:40 Cal File: V6D6451.D  
 Als bottle: 5 Calibration Sample, Level: 2  
 Dil Factor: 1.00000  
 Integrator: HP RTE Compound Sublist: CLP4\_THF.sub  
 Target Version: 4.03  
 Processing Host: TARGET3

Concentration Formula: Amt \* DF \* Uf \* 5/Vo

Name	Value	Description
DF	1.000	Dilution Factor
Uf	1.000	ng unit correction factor
Vo	5.000	Sample Volume purged (mL)

Compounds	QUANT SIG						AMOUNTS	
	MASS	RT	EXP RT	REL RT	RESPONSE		CAL-AMT ( ug/L)	ON-COL ( ug/L)
1 Dichlorodifluoromethane	85	1.367	1.372	(0.290)	341534		20.0000	23
2 Chloromethane	50	1.526	1.530	(0.324)	250974		20.0000	21
3 Vinyl Chloride	62	1.629	1.634	(0.346)	256533		20.0000	21
4 Bromomethane	94	1.933	1.950	(0.411)	157323		20.0000	23
5 Chloroethane	64	2.037	2.053	(0.433)	116341		20.0000	22
6 Trichlorofluoromethane	101	2.268	2.266	(0.482)	321803		20.0000	21
7 1,1-Dichloroethene	96	2.748	2.753	(0.584)	200160		20.0000	21
8 1,1,2-Trichloro-1,2,2-trifluo	101	2.767	2.765	(0.588)	207820		20.0000	23
9 Acetone	43	2.797	2.796	(0.594)	62248		20.0000	17
10 Carbon Disulfide	76	2.955	2.954	(0.628)	624802		20.0000	21
11 Methyl Acetate	43	3.113	3.106	(0.661)	133595		20.0000	22
12 Methylene Chloride	84	3.223	3.221	(0.685)	227376		20.0000	22
13 trans-1,2-Dichloroethene	96	3.472	3.465	(0.738)	256311		20.0000	22
14 Methyl tert-Butyl Ether	73	3.490	3.483	(0.742)	628792		20.0000	22
15 1,1-Dichloroethane	63	3.880	3.872	(0.824)	482547		20.0000	21
17 cis-1,2-Dichloroethene	96	4.464	4.463	(0.948)	216006		20.0000	20

Data File: \\AVOGADRO\ORGANICS\organic\voa\V6.i\050606.B\V6D6455.D  
Report Date: 07-Jun-2005 10:14

						AMOUNTS		
		QUANT SIG					CAL-AMT	ON-COL
Compounds	MASS	RT	EXP RT	REL RT	RESPONSE	( ug/L)	( ug/L)	
=====	=====	==	=====	=====	=====	=====	=====	
16 2-Butanone	43	4.488	4.475	(0.953)	91024	20.0000	19	
* 18 Bromochloromethane	128	4.707	4.700	(1.000)	370590	50.0000		
76 Tetrahydrofuran	72	4.774	4.773	(1.014)	24477	100.000	94	
19 Chloroform	83	4.792	4.791	(1.018)	524065	20.0000	21	
20 1,1,1-Trichloroethane	97	4.987	4.986	(0.860)	425289	20.0000	22	
21 Cyclohexane	56	5.054	5.053	(0.872)	313254	20.0000	20	
22 Carbon Tetrachloride	117	5.170	5.162	(0.892)	431261	20.0000	23	
\$ 23 1,2-Dichloroethane-d4	65	5.309	5.302	(1.128)	462959	20.0000	21	
25 Benzene	78	5.376	5.375	(0.928)	857019	20.0000	22	
24 1,2-Dichloroethane	62	5.388	5.381	(1.145)	486917	20.0000	22	
* 26 1,4-Difluorobenzene	114	5.796	5.795	(1.000)	1743818	50.0000		
27 Trichloroethene	130	6.088	6.087	(1.050)	266996	20.0000	20	
28 Methylcyclohexane	83	6.313	6.306	(1.089)	306272	20.0000	21	
29 1,2-Dichloropropane	63	6.325	6.324	(1.091)	246835	20.0000	22	
30 Bromodichloromethane	83	6.642	6.640	(1.146)	368228	20.0000	22	
31 cis-1,3-Dichloropropene	75	7.171	7.170	(1.237)	275790	20.0000	21	
32 4-Methyl-2-Pentanone	43	7.366	7.358	(0.791)	171969	20.0000	20	
\$ 33 Toluene-d8	98	7.493	7.492	(0.805)	1023816	20.0000	22	
34 Toluene	91	7.579	7.571	(0.814)	966798	20.0000	22	
35 trans-1,3-Dichloropropene	75	7.840	7.845	(1.353)	307889	20.0000	21	
36 1,1,2-Trichloroethane	97	8.065	8.064	(1.391)	237829	20.0000	22	
37 Tetrachloroethene	164	8.260	8.259	(0.888)	233996	20.0000	21	
38 2-Hexanone	43	8.400	8.399	(0.903)	109122	20.0000	19	
39 Dibromochloromethane	129	8.558	8.557	(1.477)	287596	20.0000	21	
40 1,2-Dibromoethane	107	8.692	8.691	(0.934)	248012	20.0000	21	
* 42 Chlorobenzene-d5	117	9.306	9.305	(1.000)	1704129	50.0000		
43 Chlorobenzene	112	9.343	9.341	(1.004)	728398	20.0000	22	
44 Ethylbenzene	106	9.507	9.506	(1.022)	339086	20.0000	21	
45 m,p-Xylene	106	9.665	9.664	(1.039)	896675	40.0000	43	
46 o-Xylene	106	10.188	10.187	(1.095)	385043	20.0000	20	
47 Styrene	104	10.207	10.205	(1.097)	541914	20.0000	21	
48 Bromoform	173	10.426	10.424	(1.799)	192387	20.0000	21	
49 Isopropylbenzene	105	10.681	10.680	(1.148)	983643	20.0000	21	
\$ 50 Bromofluorobenzene	95	10.864	10.862	(1.167)	411292	20.0000	21	
51 1,1,2,2-Tetrachloroethane	83	11.058	11.057	(1.188)	299042	20.0000	23	
M 41 Xylene (Total)	106				1281718	20.0000	63	
52 1,3-Dichlorobenzene	146	12.202	12.201	(1.311)	515339	20.0000	20	
53 1,4-Dichlorobenzene	146	12.311	12.310	(1.323)	570545	20.0000	21	
54 1,2-Dichlorobenzene	146	12.737	12.742	(1.369)	521642	20.0000	21	
55 1,2-Dibromo-3-chloropropane	75	13.625	13.624	(1.464)	58616	20.0000	22	
56 1,2,4-Trichlorobenzene	180	14.550	14.555	(1.563)	241178	20.0000	18	

SB  
6/7/05

Data File: \\AVOCADRO\ORGANICS\organic\voa\V6.i\050606.B\V6D6451.D

Date : 06-JUN-2005 09:40

Client ID: VSTD0506X

Sample Info: ,VSTD0506X,VSTD0506X

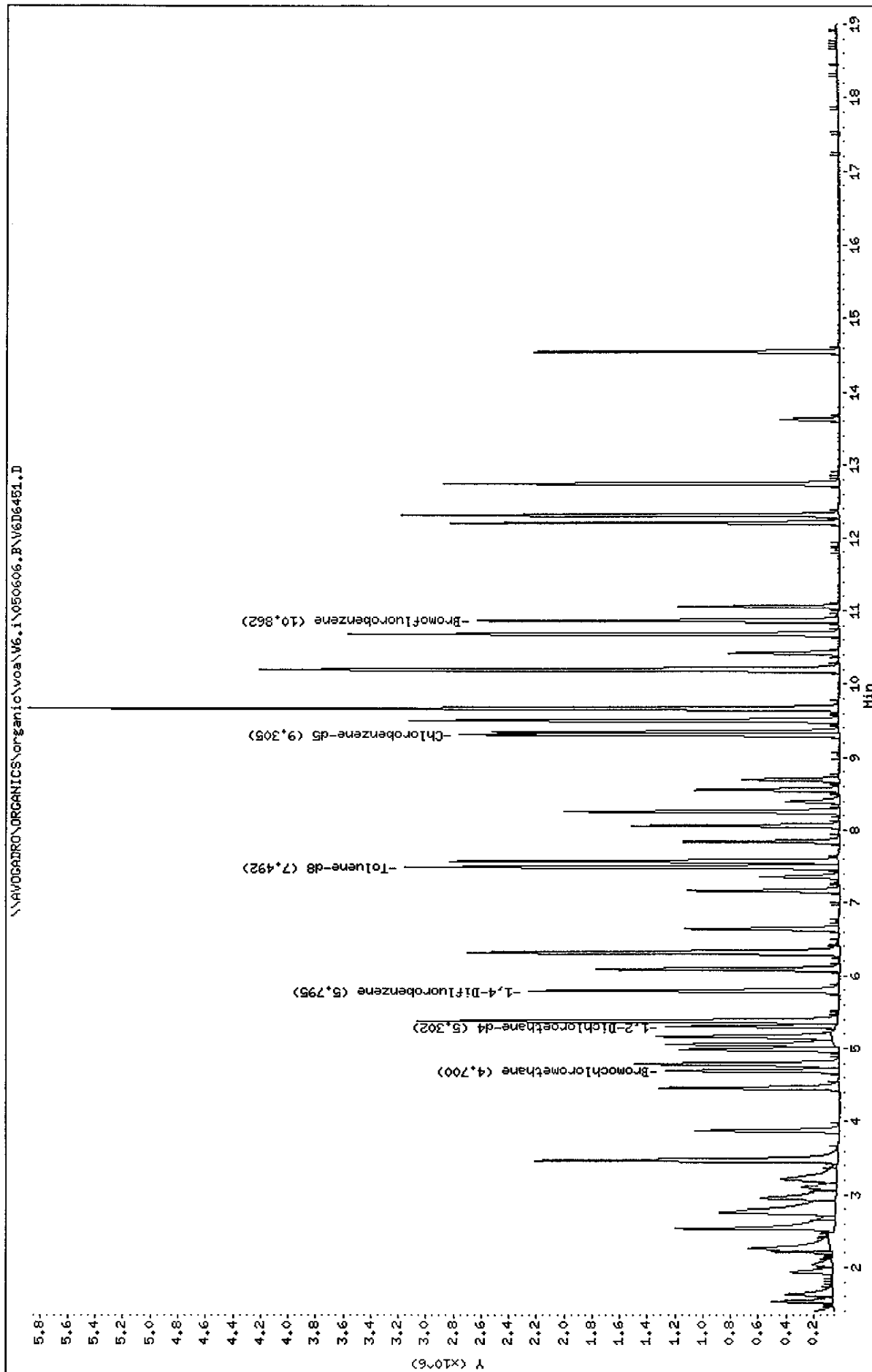
Purge Volume: 5.0

Column phase: DB-624

Instrument: V6.i

Operator: SB SRC: SB

Column diameter: 0.25





Data File: \\AVOGADRO\ORGANICS\organic\voa\V6.i\050606.B\V6D6451.D  
 Report Date: 07-Jun-2005 10:14

Mitkem Corporation

CLP OLM4.X - Water and Medium Soils

Data file : \\AVOGADRO\ORGANICS\organic\voa\V6.i\050606.B\V6D6451.D  
 Lab Smp Id: VSTD0506X Client Smp ID: VSTD0506X  
 Inj Date : 06-JUN-2005 09:40  
 Operator : SB SRC: SB Inst ID: V6.i  
 Smp Info : ,VSTD0506X,VSTD0506X  
 Misc Info : ,1,3  
 Comment :  
 Method : \\AVOGADRO\ORGANICS\organic\voa\V6.i\050606.B\v6clp4s.m  
 Meth Date : 06-Jun-2005 12:33 mtl Quant Type: ISTD  
 Cal Date : 06-JUN-2005 09:40 Cal File: V6D6451.D  
 Als bottle: 1 Calibration Sample, Level: 3  
 Dil Factor: 1.00000  
 Integrator: HP RTE Compound Sublist: CLP4\_THF.sub  
 Target Version: 4.03  
 Processing Host: TARGET3

Concentration Formula: Amt \* DF \* Uf \* 5/Vo

Name	Value	Description
DF	1.000	Dilution Factor
Uf	1.000	ng unit correction factor
Vo	5.000	Sample Volume purged (mL)

Compounds	QUANT SIG						AMOUNTS	
	MASS	RT	EXP RT	REL RT	RESPONSE		CAL-AMT ( ug/L)	ON-COL ( ug/L)
1 Dichlorodifluoromethane	85	1.372	1.372	(0.292)	765309		50.0000	47
2 Chloromethane	50	1.530	1.530	(0.326)	620317		50.0000	47
3 Vinyl Chloride	62	1.634	1.634	(0.348)	606639		50.0000	47
4 Bromomethane	94	1.950	1.950	(0.415)	386099		50.0000	52
5 Chloroethane	64	2.053	2.053	(0.437)	282654		50.0000	49
6 Trichlorofluoromethane	101	2.266	2.266	(0.482)	843833		50.0000	51
7 1,1-Dichloroethene	96	2.753	2.753	(0.586)	490686		50.0000	47
8 1,1,2-Trichloro-1,2,2-trifluo	101	2.765	2.765	(0.588)	507687		50.0000	52
9 Acetone	43	2.796	2.796	(0.595)	197528		50.0000	50
10 Carbon Disulfide	76	2.954	2.954	(0.628)	1501040		50.0000	47
11 Methyl Acetate	43	3.106	3.106	(0.661)	288222		50.0000	44
12 Methylene Chloride	84	3.221	3.221	(0.685)	504149		50.0000	46
13 trans-1,2-Dichloroethene	96	3.465	3.465	(0.737)	594267		50.0000	47
14 Methyl tert-Butyl Ether	73	3.483	3.483	(0.741)	1403409		50.0000	47
15 1,1-Dichloroethane	63	3.872	3.872	(0.824)	1154961		50.0000	48
17 cis-1,2-Dichloroethene	96	4.463	4.463	(0.950)	563952		50.0000	48

Data File: \\AVOGADRO\ORGANICS\organic\voa\V6.i\050606.B\V6D6451.D  
Report Date: 07-Jun-2005 10:14

						AMOUNTS	
QUANT SIG						CAL-AMT	ON-COL
Compounds	MASS	RT	EXP RT	REL RT	RESPONSE	( ug/L)	( ug/L)
=====	=====	==	=====	=====	=====	=====	=====
16 2-Butanone	43	4.475	4.475	(0.952)	261634	50.0000	52
* 18 Bromochloromethane	128	4.700	4.700	(1.000)	396775	50.0000	
76 Tetrahydrofuran	72	4.773	4.773	(1.016)	67681	250.000	240
19 Chloroform	83	4.791	4.791	(1.019)	1248096	50.0000	47
20 1,1,1-Trichloroethane	97	4.986	4.986	(0.860)	987710	50.0000	46
21 Cyclohexane	56	5.053	5.053	(0.872)	821559	50.0000	48
22 Carbon Tetrachloride	117	5.162	5.162	(0.891)	1001869	50.0000	47
\$ 23 1,2-Dichloroethane-d4	65	5.302	5.302	(1.128)	1152070	50.0000	48
25 Benzene	78	5.375	5.375	(0.928)	2059083	50.0000	47
24 1,2-Dichloroethane	62	5.381	5.381	(1.145)	1136645	50.0000	47
* 26 1,4-Difluorobenzene	114	5.795	5.795	(1.000)	1946418	50.0000	
27 Trichloroethene	130	6.087	6.087	(1.050)	698817	50.0000	48
28 Methylcyclohexane	83	6.306	6.306	(1.088)	805091	50.0000	49
29 1,2-Dichloropropane	63	6.324	6.324	(1.091)	604336	50.0000	47
30 Bromodichloromethane	83	6.640	6.640	(1.146)	855368	50.0000	46
31 cis-1,3-Dichloropropene	75	7.170	7.170	(1.237)	695830	50.0000	47
32 4-Methyl-2-Pentanone	43	7.358	7.358	(0.791)	459874	50.0000	51
\$ 33 Toluene-d8	98	7.492	7.492	(0.805)	2503001	50.0000	50
34 Toluene	91	7.571	7.571	(0.814)	2378438	50.0000	50
35 trans-1,3-Dichloropropene	75	7.845	7.845	(1.354)	750563	50.0000	46
36 1,1,2-Trichloroethane	97	8.064	8.064	(1.392)	545347	50.0000	46
37 Tetrachloroethene	164	8.259	8.259	(0.888)	565055	50.0000	48
38 2-Hexanone	43	8.399	8.399	(0.903)	309502	50.0000	51
39 Dibromochloromethane	129	8.557	8.557	(1.477)	707004	50.0000	47
40 1,2-Dibromoethane	107	8.691	8.691	(0.934)	574128	50.0000	46
* 42 Chlorobenzene-d5	117	9.305	9.305	(1.000)	1808101	50.0000	
43 Chlorobenzene	112	9.341	9.341	(1.004)	1674791	50.0000	47
44 Ethylbenzene	106	9.506	9.506	(1.022)	863895	50.0000	50
45 m,p-Xylene	106	9.664	9.664	(1.039)	2201687	100.000	100
46 o-Xylene	106	10.187	10.187	(1.095)	1016938	50.0000	51
47 Styrene	104	10.205	10.205	(1.097)	1371081	50.0000	50
48 Bromoform	173	10.424	10.424	(1.799)	475142	50.0000	46
49 Isopropylbenzene	105	10.680	10.680	(1.148)	2653675	50.0000	52
\$ 50 Bromofluorobenzene	95	10.862	10.862	(1.167)	1030535	50.0000	50
51 1,1,2,2-Tetrachloroethane	83	11.057	11.057	(1.188)	612067	50.0000	45
M 41 Xylene (Total)	106				3218625	50.0000	150
52 1,3-Dichlorobenzene	146	12.201	12.201	(1.311)	1333811	50.0000	49
53 1,4-Dichlorobenzene	146	12.310	12.310	(1.323)	1448309	50.0000	50
54 1,2-Dichlorobenzene	146	12.742	12.742	(1.369)	1345826	50.0000	50
55 1,2-Dibromo-3-chloropropane	75	13.624	13.624	(1.464)	132575	50.0000	46
56 1,2,4-Trichlorobenzene	180	14.555	14.555	(1.564)	731232	50.0000	50

50  
6/7/05

Data File: \\AVOGADRO\ORGANICS\voa\voa\V6.i\050606.B\V6D6454.D

Date : 06-JUN-2005 11:33

Client ID: VSTD1006X

Sample Info: ,VSTD1006X,VSTD1006X

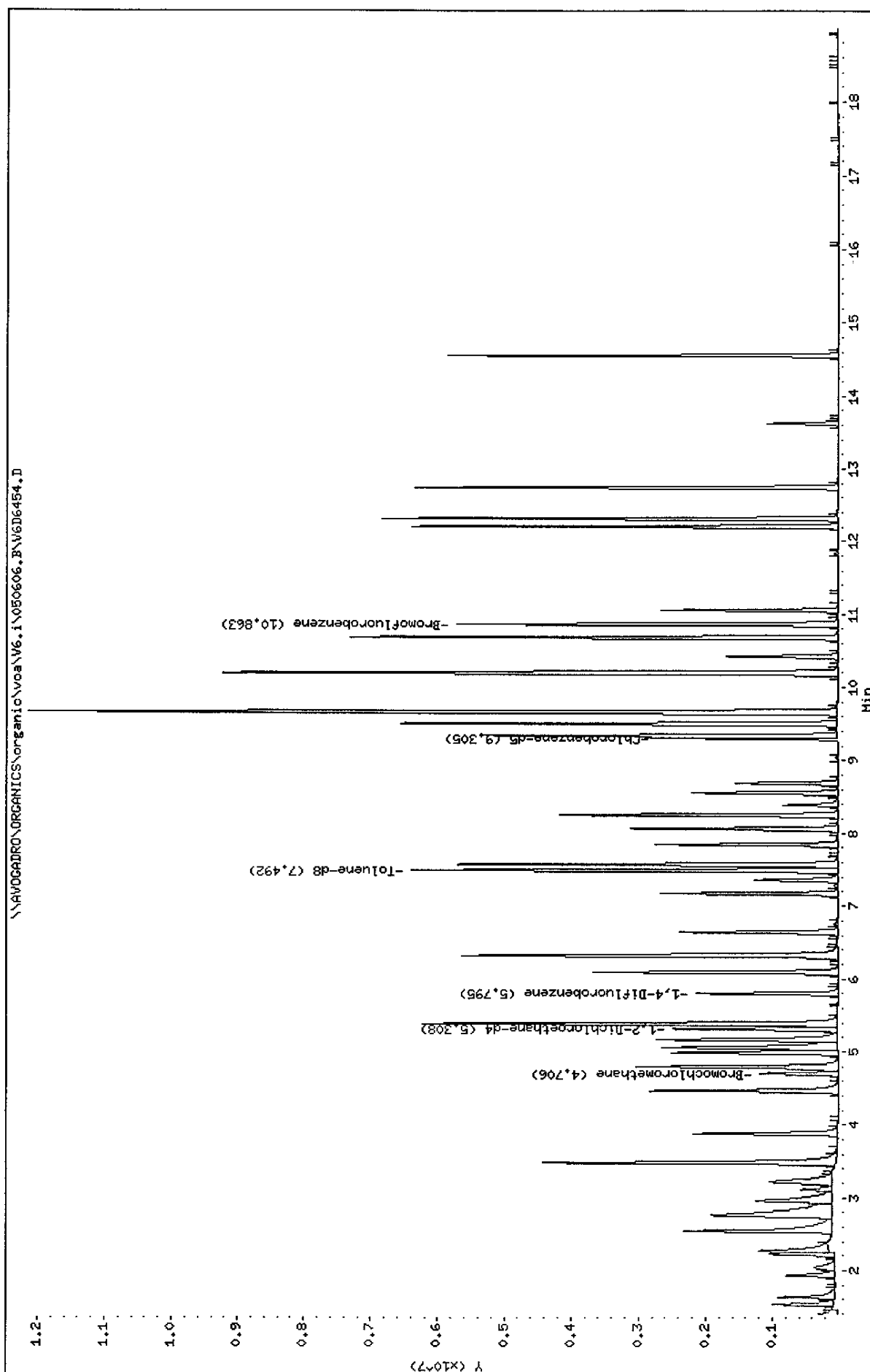
Purge Volume: 5.0

Column phase: DB-624

Instrument: V6.i

Operator: SB SRC: SB

Column diameter: 0.25



Data File: \\AVOGADRO\ORGANICS\organic\voa\V6.i\050606.B\V6D6454.D  
 Report Date: 07-Jun-2005 10:14

Mitkem Corporation

CLP OLM4.X - Water and Medium Soils

Data file : \\AVOGADRO\ORGANICS\organic\voa\V6.i\050606.B\V6D6454.D  
 Lab Smp Id: VSTD1006X Client Smp ID: VSTD1006X  
 Inj Date : 06-JUN-2005 11:33  
 Operator : SB SRC: SB Inst ID: V6.i  
 Smp Info : ,VSTD1006X,VSTD1006X  
 Misc Info : ,1,4  
 Comment :  
 Method : \\AVOGADRO\ORGANICS\organic\voa\V6.i\050606.B\v6clp4s.m  
 Meth Date : 06-Jun-2005 12:33 mtl Quant Type: ISTD  
 Cal Date : 06-JUN-2005 09:40 Cal File: V6D6451.D  
 Als bottle: 4 Calibration Sample, Level: 4  
 Dil Factor: 1.00000  
 Integrator: HP RTE Compound Sublist: CLP4\_THF.sub  
 Target Version: 4.03  
 Processing Host: TARGET3

Concentration Formula: Amt \* DF \* Uf \* 5/Vo

Name	Value	Description
DF	1.000	Dilution Factor
Uf	1.000	ng unit correction factor
Vo	5.000	Sample Volume purged (mL)

Compounds	QUANT SIG				AMOUNTS		
	MASS	RT	EXP RT	REL RT	RESPONSE	CAL-AMT ( ug/L)	ON-COL ( ug/L)
1 Dichlorodifluoromethane	85	1.372	1.372 (0.292)		1525811	100.000	100 (M)
2 Chloromethane	50	1.531	1.530 (0.326)		1239257	100.000	100
3 Vinyl Chloride	62	1.628	1.634 (0.346)		1260772	100.000	110
4 Bromomethane	94	1.938	1.950 (0.412)		725524	100.000	110
5 Chloroethane	64	2.035	2.053 (0.433)		536185	100.000	100
6 Trichlorofluoromethane	101	2.267	2.266 (0.482)		1666793	100.000	110
7 1,1-Dichloroethene	96	2.753	2.753 (0.586)		1016527	100.000	110
8 1,1,2-Trichloro-1,2,2-trifluo	101	2.765	2.765 (0.588)		999444	100.000	110
9 Acetone	43	2.796	2.796 (0.595)		322016	100.000	84
10 Carbon Disulfide	76	2.954	2.954 (0.629)		3199711	100.000	110
11 Methyl Acetate	43	3.112	3.106 (0.662)		635313	100.000	100
12 Methylene Chloride	84	3.216	3.221 (0.684)		1057945	100.000	110
13 trans-1,2-Dichloroethene	96	3.471	3.465 (0.739)		1216689	100.000	100
14 Methyl tert-Butyl Ether	73	3.489	3.483 (0.742)		2992615	100.000	110
15 1,1-Dichloroethane	63	3.879	3.872 (0.825)		2379589	100.000	110
17 cis-1,2-Dichloroethene	96	4.463	4.463 (0.950)		1221258	100.000	110

*ms  
not picked up  
KC  
6/11/05*

Data File: \\AVOGADRO\ORGANICS\organic\voa\V6.i\050606.B\V6D6454.D  
Report Date: 07-Jun-2005 10:14

						AMOUNTS	
		QUANT SIG					
Compounds	MASS	RT	EXP RT	REL RT	RESPONSE	CAL-AMT ( ug/L)	ON-COL ( ug/L)
=====	=====	==	=====	=====	=====	=====	=====
16 2-Butanone	43	4.481	4.475	(0.953)	522579	100.000	110
* 18 Bromochloromethane	128	4.700	4.700	(1.000)	371681	50.0000	
76 Tetrahydrofuran	72	4.767	4.773	(1.014)	151471	500.000	570
19 Chloroform	83	4.791	4.791	(1.019)	2521196	100.000	100
20 1,1,1-Trichloroethane	97	4.986	4.986	(0.860)	2072072	100.000	110
21 Cyclohexane	56	5.053	5.053	(0.872)	1907925	100.000	120
22 Carbon Tetrachloride	117	5.168	5.162	(0.892)	2042109	100.000	110
\$ 23 1,2-Dichloroethane-d4	65	5.308	5.302	(1.129)	2336238	100.000	100
25 Benzene	78	5.375	5.375	(0.928)	4288512	100.000	110
24 1,2-Dichloroethane	62	5.387	5.381	(1.146)	2307872	100.000	100
* 26 1,4-Difluorobenzene	114	5.795	5.795	(1.000)	1810411	50.0000	
27 Trichloroethene	130	6.087	6.087	(1.050)	1412488	100.000	100
28 Methylcyclohexane	83	6.312	6.306	(1.089)	1737153	100.000	120
29 1,2-Dichloropropane	63	6.324	6.324	(1.091)	1223341	100.000	100
30 Bromodichloromethane	83	6.641	6.640	(1.146)	1795574	100.000	110
31 cis-1,3-Dichloropropene	75	7.170	7.170	(1.237)	1683641	100.000	120
32 4-Methyl-2-Pentanone	43	7.359	7.358	(0.791)	984099	100.000	110
\$ 33 Toluene-d8	98	7.492	7.492	(0.805)	5080106	100.000	110
34 Toluene	91	7.577	7.571	(0.814)	4934284	100.000	110
35 trans-1,3-Dichloropropene	75	7.845	7.845	(1.354)	1803501	100.000	120
36 1,1,2-Trichloroethane	97	8.064	8.064	(1.392)	1137005	100.000	110
37 Tetrachloroethene	164	8.259	8.259	(0.888)	1193908	100.000	100
38 2-Hexanone	43	8.393	8.399	(0.902)	676523	100.000	110
39 Dibromochloromethane	129	8.557	8.557	(1.477)	1503959	100.000	110
40 1,2-Dibromoethane	107	8.691	8.691	(0.934)	1288054	100.000	110
* 42 Chlorobenzene-d5	117	9.305	9.305	(1.000)	1772879	50.0000	
43 Chlorobenzene	112	9.342	9.341	(1.004)	3580543	100.000	110
44 Ethylbenzene	106	9.500	9.506	(1.021)	1875593	100.000	110
45 m,p-Xylene	106	9.664	9.664	(1.039)	4638465	200.000	220
46 o-Xylene	106	10.187	10.187	(1.095)	2236688	100.000	110
47 Styrene	104	10.206	10.205	(1.097)	2996283	100.000	110
48 Bromoform	173	10.425	10.424	(1.799)	1007958	100.000	110
49 Isopropylbenzene	105	10.680	10.680	(1.148)	5734641	100.000	120
\$ 50 Bromofluorobenzene	95	10.863	10.862	(1.167)	2220422	100.000	110
51 1,1,2,2-Tetrachloroethane	83	11.051	11.057	(1.188)	1412458	100.000	110
M 41 Xylene (Total)	106				6875153	100.000	330
52 1,3-Dichlorobenzene	146	12.201	12.201	(1.311)	3043835	100.000	110
53 1,4-Dichlorobenzene	146	12.310	12.310	(1.323)	3241379	100.000	110
54 1,2-Dichlorobenzene	146	12.742	12.742	(1.369)	2960106	100.000	110
55 1,2-Dibromo-3-chloropropane	75	13.624	13.624	(1.464)	313107	100.000	110
56 1,2,4-Trichlorobenzene	180	14.549	14.555	(1.564)	1827047	100.000	120

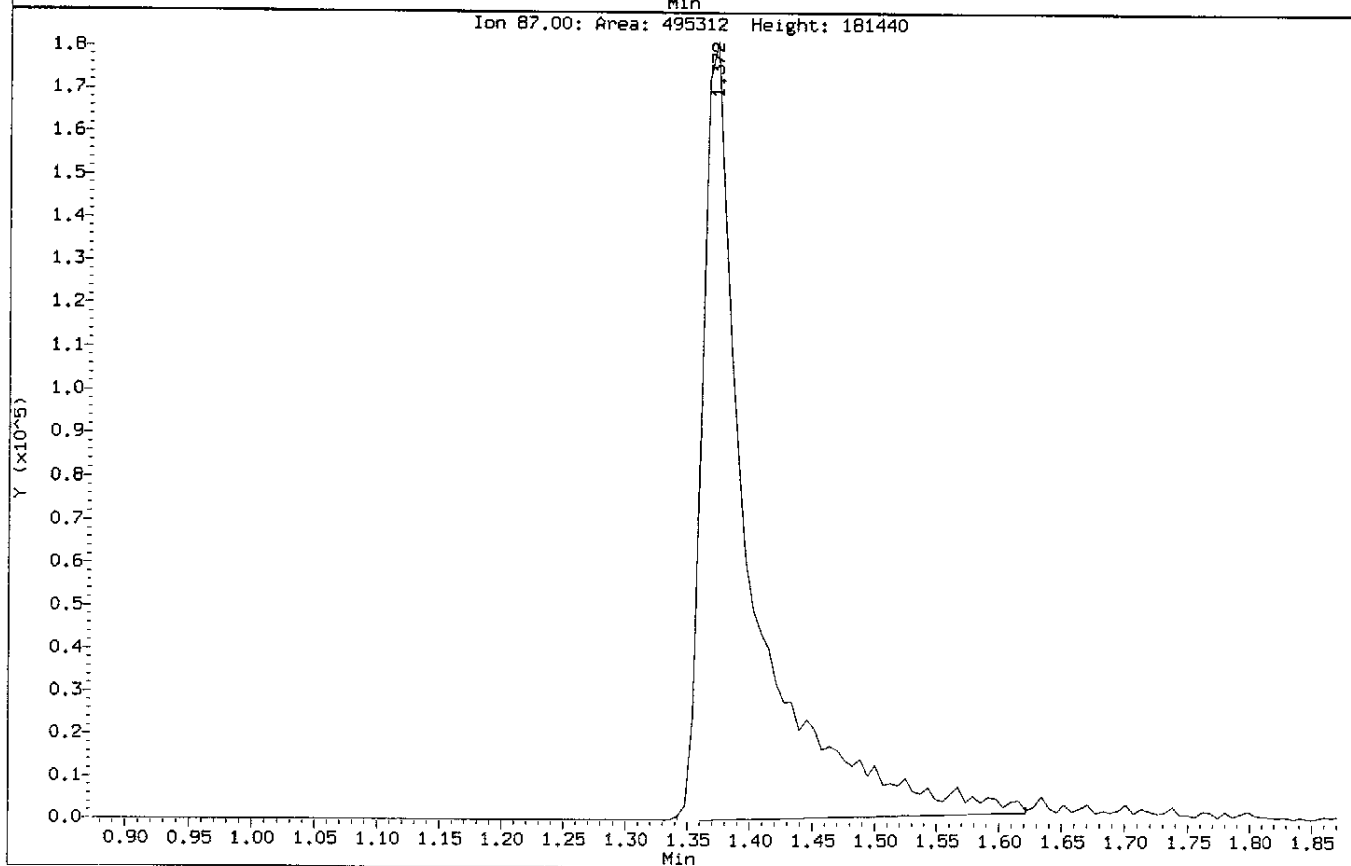
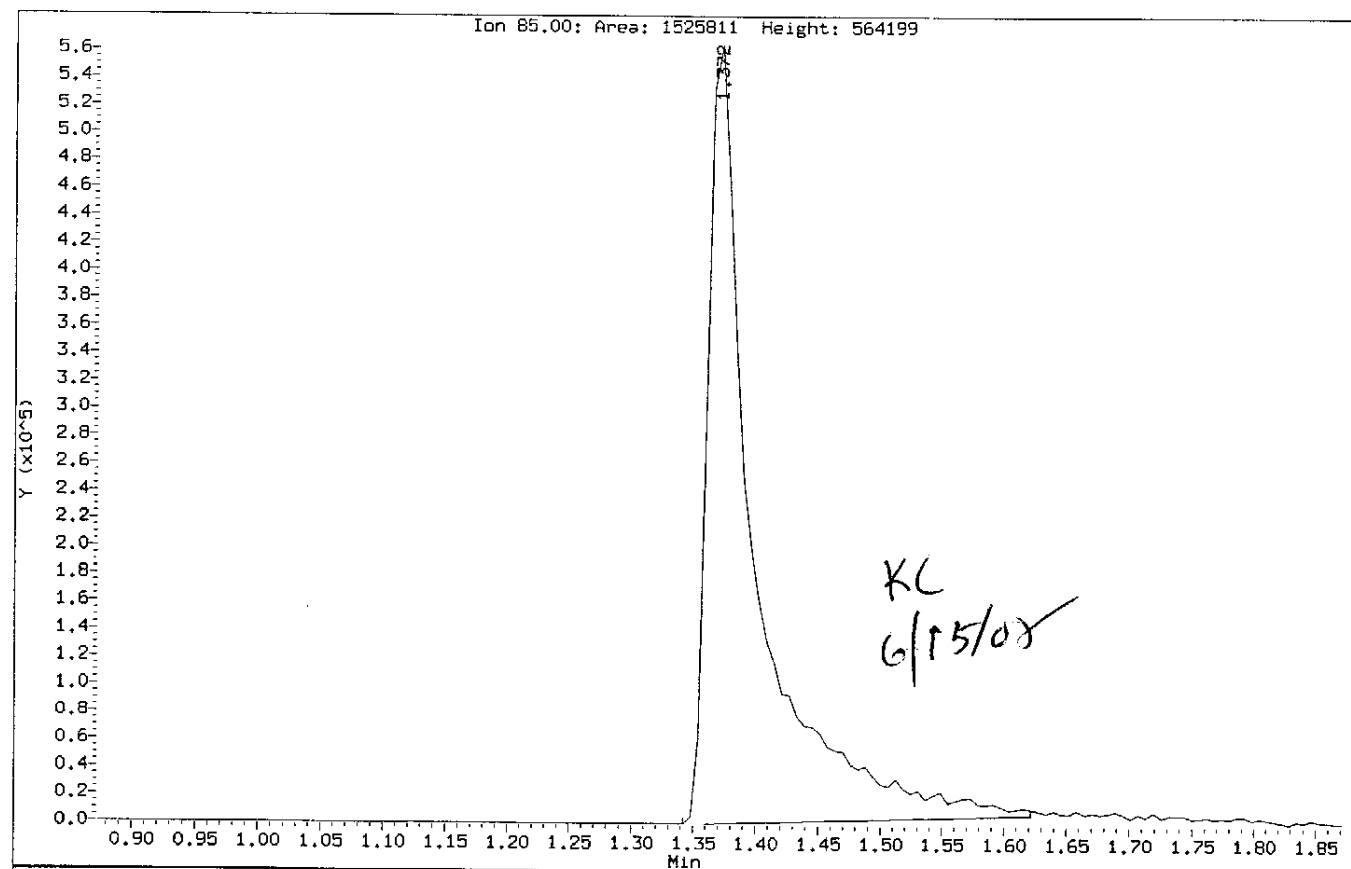
# QC Flag Legend

M - Compound response manually integrated.

SB  
6/7/05

Data File: \\AVOGADRO\ORGANICS\organic\voa\V6.1\050606.B\V6D6454.D  
Injection Date: 06-JUN-2005 11:33  
Instrument: V6.1  
Client Sample ID: VSTD1006X

Compound: Dichlorodifluoromethane  
CAS Number: 75-71-8




Data File: \\AVOCADRO\ORGANICS\organic\voa\V6.1\050606.B\V6D6453.D  
Date : 06-JUN-2005 11:06  
Client ID: VSTD2006X  
Sample Info: VSTD2006X.VSTD2006X  
Purge Volume: 5.0  
Column phase: DB-624

Instrument: V6.i

Operator: SB SRC: SB  
Column diameter: 0.25

\\AVOCADRO\ORGANICS\organic\voa\V6.1\050606.B\V6D6453.D



Data File: \\AVOGADRO\ORGANICS\organic\voa\V6.i\050606.B\V6D6453.D  
 Report Date: 07-Jun-2005 10:14

Mitkem Corporation

CLP OLM4.X - Water and Medium Soils

Data file : \\AVOGADRO\ORGANICS\organic\voa\V6.i\050606.B\V6D6453.D  
 Lab Smp Id: VSTD2006X Client Smp ID: VSTD2006X  
 Inj Date : 06-JUN-2005 11:06  
 Operator : SB SRC: SB Inst ID: V6.i  
 Smp Info : ,VSTD2006X,VSTD2006X  
 Misc Info : ,1,5  
 Comment :  
 Method : \\AVOGADRO\ORGANICS\organic\voa\V6.i\050606.B\v6clp4s.m  
 Meth Date : 06-Jun-2005 12:33 mtl Quant Type: ISTD  
 Cal Date : 06-JUN-2005 09:40 Cal File: V6D6451.D  
 Als bottle: 3 Calibration Sample, Level: 5  
 Dil Factor: 1.00000  
 Integrator: HP RTE Compound Sublist: CLP4\_THF.sub  
 Target Version: 4.03  
 Processing Host: TARGET3

Concentration Formula: Amt \* DF \* Uf \* 5/Vo

Name	Value	Description
DF	1.000	Dilution Factor
Uf	1.000	ng unit correction factor
Vo	5.000	Sample Volume purged (mL)

Compounds	QUANT SIG							AMOUNTS	
	MASS	RT	EXP RT	REL RT	RESPONSE	CAL-AMT	ON-COL	( ug/L)	( ug/L)
1 Dichlorodifluoromethane	85	1.369	1.372	(0.291)	3324747	200.000	220 (A)		
2 Chloromethane	50	1.527	1.530	(0.325)	2642411	200.000	210 (A)		
3 Vinyl Chloride	62	1.630	1.634	(0.347)	2596162	200.000	220 (A)		
4 Bromomethane	94	1.928	1.950	(0.411)	1046561	200.000	150		
5 Chloroethane	64	2.026	2.053	(0.431)	996454	200.000	190		
6 Trichlorofluoromethane	101	2.257	2.266	(0.481)	3216826	200.000	210 (A)		
7 1,1-Dichloroethene	96	2.750	2.753	(0.585)	2111307	200.000	220 (A)		
8 1,1,2-Trichloro-1,2,2-trifluo	101	2.762	2.765	(0.588)	1835040	200.000	210 (A)		
9 Acetone	43	2.786	2.796	(0.593)	687898	200.000	160		
10 Carbon Disulfide	76	2.950	2.954	(0.628)	6175214	200.000	210 (A)		
11 Methyl Acetate	43	3.109	3.106	(0.662)	1187149	200.000	190		
12 Methylene Chloride	84	3.212	3.221	(0.684)	2083187	200.000	200		
13 trans-1,2-Dichloroethene	96	3.461	3.465	(0.737)	2338575	200.000	200		
14 Methyl tert-Butyl Ether	73	3.486	3.483	(0.742)	5396609	200.000	200		
15 1,1-Dichloroethane	63	3.875	3.872	(0.825)	4604907	200.000	210 (A)		
17 cis-1,2-Dichloroethene	96	4.459	4.463	(0.949)	2466040	200.000	230 (A)		



Data File: \\AVOGADRO\ORGANICS\organic\voa\V6.i\050606.B\V6D6453.D  
Report Date: 07-Jun-2005 10:14

						AMOUNTS	
		QUANT SIG				CAL-AMT	ON-COL
Compounds	MASS	RT	EXP RT	REL RT	RESPONSE	( ug/L)	( ug/L)
=====	====	==	=====	=====	=====	=====	=====
16 2-Butanone	43	4.477	4.475	(0.953)	1021845	200.000	210 (A)
* 18 Bromochloromethane	128	4.696	4.700	(1.000)	384664	50.0000	
76 Tetrahydrofuran	72	4.763	4.773	(1.014)	318008	1000.00	1200
19 Chloroform	83	4.788	4.791	(1.019)	4921578	200.000	200
20 1,1,1-Trichloroethane	97	4.982	4.986	(0.860)	3896035	200.000	200
21 Cyclohexane	56	5.049	5.053	(0.872)	3767934	200.000	240 (A)
22 Carbon Tetrachloride	117	5.165	5.162	(0.892)	3916709	200.000	200
\$ 23 1,2-Dichloroethane-d4	65	5.305	5.302	(1.130)	4566028	200.000	200
25 Benzene	78	5.372	5.375	(0.928)	8169100	200.000	200
24 1,2-Dichloroethane	62	5.384	5.381	(1.146)	4503880	200.000	200
* 26 1,4-Difluorobenzene	114	5.791	5.795	(1.000)	1934280	50.0000	
27 Trichloroethene	130	6.083	6.087	(1.050)	2926811	200.000	210 (A)
28 Methylcyclohexane	83	6.309	6.306	(1.089)	3358725	200.000	220 (A)
29 1,2-Dichloropropane	63	6.321	6.324	(1.091)	2359496	200.000	190
30 Bromodichloromethane	83	6.643	6.640	(1.147)	3555496	200.000	200
31 cis-1,3-Dichloropropene	75	7.166	7.170	(1.237)	3307097	200.000	240 (A)
32 4-Methyl-2-Pentanone	43	7.361	7.358	(0.791)	1982591	200.000	220 (A)
\$ 33 Toluene-d8	98	7.495	7.492	(0.806)	9557221	200.000	190
34 Toluene	91	7.574	7.571	(0.814)	9308553	200.000	200
35 trans-1,3-Dichloropropene	75	7.841	7.845	(1.354)	3428636	200.000	230 (A)
36 1,1,2-Trichloroethane	97	8.060	8.064	(1.392)	2234244	200.000	200
37 Tetrachloroethene	164	8.255	8.259	(0.888)	2368828	200.000	200
38 2-Hexanone	43	8.395	8.399	(0.903)	1401939	200.000	230 (A)
39 Dibromochloromethane	129	8.553	8.557	(1.477)	2994528	200.000	210 (A)
40 1,2-Dibromoethane	107	8.687	8.691	(0.934)	2546246	200.000	210 (A)
* 42 Chlorobenzene-d5	117	9.302	9.305	(1.000)	1864581	50.0000	
43 Chlorobenzene	112	9.344	9.341	(1.005)	6914217	200.000	200
44 Ethylbenzene	106	9.502	9.506	(1.022)	3797562	200.000	220 (A)
45 m,p-Xylene	106	9.660	9.664	(1.039)	8722586	400.000	400
46 o-Xylene	106	10.190	10.187	(1.095)	4407579	200.000	220 (A)
47 Styrene	104	10.208	10.205	(1.097)	5821599	200.000	220 (A)
48 Bromoform	173	10.421	10.424	(1.799)	2070196	200.000	210 (A)
49 Isopropylbenzene	105	10.682	10.680	(1.148)	11086607	200.000	220 (A)
\$ 50 Bromofluorobenzene	95	10.859	10.862	(1.167)	4360210	200.000	210 (A)
51 1,1,2,2-Tetrachloroethane	83	11.054	11.057	(1.188)	2513563	200.000	200
M 41 Xylene (Total)	106				13130165	200.000	630
52 1,3-Dichlorobenzene	146	12.203	12.201	(1.312)	5966866	200.000	220 (A)
53 1,4-Dichlorobenzene	146	12.307	12.310	(1.323)	6232848	200.000	220 (A)
54 1,2-Dichlorobenzene	146	12.739	12.742	(1.370)	5800455	200.000	220 (A)
55 1,2-Dibromo-3-chloropropane	75	13.627	13.624	(1.465)	595786	200.000	220 (A)
56 1,2,4-Trichlorobenzene	180	14.552	14.555	(1.564)	3723786	200.000	260 (A)

#### QC Flag Legend

A - Target compound detected but, quantitated amount exceeded maximum amount.

Ⓟ  
6/7/05

7A  
VOLATILE CONTINUING CALIBRATION CHECK

Lab Name: MITKEM CORPORATION Contract: \_\_\_\_\_  
 Lab Code: MITKEM Case No.: \_\_\_\_\_ SAS No.: \_\_\_\_\_ SDG No.: MD0618  
 Instrument ID: V6 Calibration Date: 06/01/05 Time: 1305  
 Lab File ID: V6D6371 Init. Calib. Date(s): 06/01/05 06/01/05  
 EPA Sample No. (VSTD050##): VSTD0506R Init. Calib. Times: 1012 1202  
 Heated Purge: (Y/N) N  
 GC Column: DB-624 ID: 0.25 (mm)

COMPOUND	RRF	RRF50	MIN RRF	%D	MAX %D
Dichlorodifluoromethane	1.984	2.031		2.4	
Chloromethane	1.741	1.776		2.0	
Vinyl Chloride	1.714	1.650	0.100	-3.7	25.0
Bromomethane	1.124	1.069	0.100	-4.9	25.0
Chloroethane	0.846	0.845		-0.1	
Trichlorofluoromethane	2.225	2.419		8.7	
1,1-Dichloroethene	1.370	1.462	0.100	6.7	25.0
1,1,2-Trichloro-1,2,2-trifluoroethane	1.217	1.299		6.7	
Acetone	0.620	0.594		-4.2	
Carbon Disulfide	4.298	4.243		-1.3	
Methyl Acetate	0.895	0.892		-0.3	
Methylene Chloride	1.510	1.438		-4.8	
trans-1,2-Dichloroethene	1.730	1.690		-2.3	
Methyl tert-Butyl Ether	4.224	3.856		-8.7	
1,1-Dichloroethane	3.336	3.192	0.200	-4.3	25.0
cis-1,2-Dichloroethene	1.626	1.587		-2.4	
2-Butanone	0.793	0.792		-0.1	
Chloroform	3.555	3.467	0.200	-2.5	25.0
1,1,1-Trichloroethane	0.608	0.551	0.100	-9.4	25.0
Cyclohexane	0.432	0.451		4.4	
Carbon Tetrachloride	0.599	0.557	0.100	-7.0	25.0
Benzene	1.257	1.212	0.500	-3.6	25.0
1,2-Dichloroethane	3.323	3.192	0.100	-3.9	25.0
Trichloroethene	0.411	0.391	0.300	-4.9	25.0
Methylcyclohexane	0.392	0.428		9.2	

All other compounds must meet a minimum RRF of 0.010.

7B  
VOLATILE CONTINUING CALIBRATION CHECK

Lab Name: MITKEM CORPORATION Contract: \_\_\_\_\_  
 Lab Code: MITKEM Case No.: \_\_\_\_\_ SAS No.: \_\_\_\_\_ SDG No.: MD0618  
 Instrument ID: V6 Calibration Date: 06/01/05 Time: 1305  
 Lab File ID: V6D6371 Init. Calib. Date(s): 06/01/05 06/01/05  
 EPA Sample No. (VSTD050##): VSTD0506R Init. Calib. Times: 1012 1202  
 Heated Purge: (Y/N) N  
 GC Column: DB-624 ID: 0.25 (mm)

COMPOUND	RRF	RRF50	MIN RRF	%D	MAX %D
1,2-Dichloropropane	0.361	0.361		0.0	
Bromodichloromethane	0.549	0.518	0.200	-5.6	25.0
cis-1,3-Dichloropropene	0.450	0.440	0.200	-2.2	25.0
4-Methyl-2-Pentanone	0.299	0.289		-3.3	
Toluene	1.474	1.488	0.400	0.9	25.0
trans-1,3-Dichloropropene	0.499	0.474	0.100	-5.0	25.0
1,1,2-Trichloroethane	0.345	0.326	0.100	-5.5	25.0
Tetrachloroethene	0.362	0.346	0.200	-4.4	25.0
2-Hexanone	0.206	0.208		1.0	
Dibromochloromethane	0.449	0.422	0.100	-6.0	25.0
1,2-Dibromoethane	0.386	0.378		-2.1	
Chlorobenzene	1.088	1.056	0.500	-2.9	25.0
Ethylbenzene	0.546	0.537	0.100	-1.6	25.0
Xylene (Total)	0.634	0.653	0.300	3.0	25.0
Styrene	0.835	0.842	0.300	0.8	25.0
Bromoform	0.303	0.278	0.100	-8.3	25.0
Isopropylbenzene	1.637	1.668		1.9	
1,1,2,2-Tetrachloroethane	0.439	0.415	0.300	-5.5	25.0
1,3-Dichlorobenzene	0.870	0.850	0.600	-2.3	25.0
1,4-Dichlorobenzene	0.925	0.912	0.500	-1.4	25.0
1,2-Dichlorobenzene	0.859	0.834	0.400	-2.9	25.0
1,2-Dibromo-3-chloropropane	0.093	0.084		-9.7	
1,2,4-Trichlorobenzene	0.478	0.467	0.200	-2.3	25.0
Toluene-d8	1.251	1.289		3.0	
Bromofluorobenzene	0.528	0.538	0.200	1.9	25.0
1,2-Dichloroethane-d4	2.769	2.792		0.8	

All other compounds must meet a minimum RRF of 0.010.

7A  
VOLATILE CONTINUING CALIBRATION CHECK

Lab Name: MITKEM CORPORATION Contract: \_\_\_\_\_  
 Lab Code: MITKEM Case No.: \_\_\_\_\_ SAS No.: \_\_\_\_\_ SDG No.: MD0618  
 Instrument ID: V6 Calibration Date: 06/02/05 Time: 0937  
 Lab File ID: V6D6391 Init. Calib. Date(s): 06/01/05 06/01/05  
 EPA Sample No. (VSTD050##): VSTD0506T Init. Calib. Times: 1012 1202  
 Heated Purge: (Y/N) N  
 GC Column: DB-624 ID: 0.25 (mm)

COMPOUND	RRF	RRF50	MIN RRF	%D	MAX %D
Dichlorodifluoromethane	1.984	1.573		-20.7	
Chloromethane	1.741	1.443		-17.1	
Vinyl Chloride	1.714	1.336	0.100	-22.1	25.0
Bromomethane	1.124	0.907	0.100	-19.3	25.0
Chloroethane	0.846	0.715		-15.5	
Trichlorofluoromethane	2.225	1.795		-19.3	
1,1-Dichloroethene	1.370	1.161	0.100	-15.3	25.0
1,1,2-Trichloro-1,2,2-trifluoroethane	1.217	1.009		-17.1	
Acetone	0.620	0.411		-33.7	
Carbon Disulfide	4.298	3.301		-23.2	
Methyl Acetate	0.895	0.813		-9.2	
Methylene Chloride	1.510	1.230		-18.5	
trans-1,2-Dichloroethene	1.730	1.425		-17.6	
Methyl tert-Butyl Ether	4.224	3.771		-10.7	
1,1-Dichloroethane	3.336	2.817	0.200	-15.6	25.0
cis-1,2-Dichloroethene	1.626	1.412		-13.2	
2-Butanone	0.793	0.624		-21.3	
Chloroform	3.555	3.101	0.200	-12.8	25.0
1,1,1-Trichloroethane	0.608	0.473	0.100	-22.2	25.0
Cyclohexane	0.432	0.347		-19.7	
Carbon Tetrachloride	0.599	0.469	0.100	-21.7	25.0
Benzene	1.257	1.115	0.500	-11.3	25.0
1,2-Dichloroethane	3.323	2.971	0.100	-10.6	25.0
Trichloroethene	0.411	0.363	0.300	-11.7	25.0
Methylcyclohexane	0.392	0.331		-15.6	

All other compounds must meet a minimum RRF of 0.010.

7B  
VOLATILE CONTINUING CALIBRATION CHECK

Lab Name: MITKEM CORPORATION Contract: \_\_\_\_\_  
 Lab Code: MITKEM Case No.: \_\_\_\_\_ SAS No.: \_\_\_\_\_ SDG No.: MD0618  
 Instrument ID: V6 Calibration Date: 06/02/05 Time: 0937  
 Lab File ID: V6D6391 Init. Calib. Date(s): 06/01/05 06/01/05  
 EPA Sample No. (VSTD050##): VSTD0506T Init. Calib. Times: 1012 1202  
 Heated Purge: (Y/N) N  
 GC Column: DB-624 ID: 0.25 (mm)

COMPOUND	RRF	RRF50	MIN RRF	%D	MAX %D
1,2-Dichloropropane	0.361	0.335		-7.2	
Bromodichloromethane	0.549	0.484	0.200	-11.8	25.0
cis-1,3-Dichloropropene	0.450	0.401	0.200	-10.9	25.0
4-Methyl-2-Pentanone	0.299	0.288		-3.7	
Toluene	1.474	1.328	0.400	-9.9	25.0
trans-1,3-Dichloropropene	0.499	0.438	0.100	-12.2	25.0
1,1,2-Trichloroethane	0.345	0.328	0.100	-4.9	25.0
Tetrachloroethene	0.362	0.300	0.200	-17.1	25.0
2-Hexanone	0.206	0.179		-13.1	
Dibromochloromethane	0.449	0.415	0.100	-7.6	25.0
1,2-Dibromoethane	0.386	0.349		-9.6	
Chlorobenzene	1.088	0.971	0.500	-10.8	25.0
Ethylbenzene	0.546	0.477	0.100	-12.6	25.0
Xylene (Total)	0.634	0.594	0.300	-6.3	25.0
Styrene	0.835	0.786	0.300	-5.9	25.0
Bromoform	0.303	0.287	0.100	-5.3	25.0
Isopropylbenzene	1.637	1.470		-10.2	
1,1,2,2-Tetrachloroethane	0.439	0.376	0.300	-14.4	25.0
1,3-Dichlorobenzene	0.870	0.780	0.600	-10.3	25.0
1,4-Dichlorobenzene	0.925	0.860	0.500	-7.0	25.0
1,2-Dichlorobenzene	0.859	0.799	0.400	-7.0	25.0
1,2-Dibromo-3-chloropropane	0.093	0.080		-14.0	
1,2,4-Trichlorobenzene	0.478	0.439	0.200	-8.2	25.0
Toluene-d8	1.251	1.295		3.5	
Bromofluorobenzene	0.528	0.531	0.200	0.6	25.0
1,2-Dichloroethane-d4	2.769	2.773		0.1	

All other compounds must meet a minimum RRF of 0.010.

7A  
VOLATILE CONTINUING CALIBRATION CHECK

Lab Name: MITKEM CORPORATION Contract: \_\_\_\_\_  
 Lab Code: MITKEM Case No.: \_\_\_\_\_ SAS No.: \_\_\_\_\_ SDG No.: MD0618  
 Instrument ID: V6 Calibration Date: 06/03/05 Time: 1151  
 Lab File ID: V6D6421 Init. Calib. Date(s): 06/01/05 06/01/05  
 EPA Sample No. (VSTD050##): VSTD0506V Init. Calib. Times: 1012 1202  
 Heated Purge: (Y/N) N  
 GC Column: DB-624 ID: 0.25 (mm)

COMPOUND	RRF	RRF50	MIN RRF	%D	MAX %D
Dichlorodifluoromethane	1.984	1.052		-47.0	
Chloromethane	1.741	1.208		-30.6	
Vinyl Chloride	1.714	1.307	0.100	-23.7	25.0
Bromomethane	1.124	0.859	0.100	-23.6	25.0
Chloroethane	0.846	0.699		-17.4	
Trichlorofluoromethane	2.225	1.920		-13.7	
1,1-Dichloroethene	1.370	1.281	0.100	-6.5	25.0
1,1,2-Trichloro-1,2,2-trifluoroethane	1.217	1.204		-1.1	
Acetone	0.620	0.513		-17.3	
Carbon Disulfide	4.298	3.537		-17.7	
Methyl Acetate	0.895	0.782		-12.6	
Methylene Chloride	1.510	1.253		-17.0	
trans-1,2-Dichloroethene	1.730	1.497		-13.5	
Methyl tert-Butyl Ether	4.224	3.483		-17.5	
1,1-Dichloroethane	3.336	2.896	0.200	-13.2	25.0
cis-1,2-Dichloroethene	1.626	1.438		-11.6	
2-Butanone	0.793	0.678		-14.5	
Chloroform	3.555	3.025	0.200	-14.9	25.0
1,1,1-Trichloroethane	0.608	0.508	0.100	-16.4	25.0
Cyclohexane	0.432	0.420		-2.8	
Carbon Tetrachloride	0.599	0.489	0.100	-18.4	25.0
Benzene	1.257	1.115	0.500	-11.3	25.0
1,2-Dichloroethane	3.323	2.860	0.100	-13.9	25.0
Trichloroethene	0.411	0.369	0.300	-10.2	25.0
Methylcyclohexane	0.392	0.402		2.6	

All other compounds must meet a minimum RRF of 0.010.

7B  
VOLATILE CONTINUING CALIBRATION CHECK

Lab Name: MITKEM CORPORATION Contract: \_\_\_\_\_  
 Lab Code: MITKEM Case No.: \_\_\_\_\_ SAS No.: \_\_\_\_\_ SDG No.: MD0618  
 Instrument ID: V6 Calibration Date: 06/03/05 Time: 1151  
 Lab File ID: V6D6421 Init. Calib. Date(s): 06/01/05 06/01/05  
 EPA Sample No. (VSTD050##): VSTD0506V Init. Calib. Times: 1012 1202  
 Heated Purge: (Y/N) N  
 GC Column: DB-624 ID: 0.25 (mm)

COMPOUND	RRF	RRF50	MIN RRF	%D	MAX %D
1,2-Dichloropropane	0.361	0.319		-11.6	
Bromodichloromethane	0.549	0.453	0.200	-17.5	25.0
cis-1,3-Dichloropropene	0.450	0.378	0.200	-16.0	25.0
4-Methyl-2-Pentanone	0.299	0.260		-13.0	
Toluene	1.474	1.338	0.400	-9.2	25.0
trans-1,3-Dichloropropene	0.499	0.399	0.100	-20.0	25.0
1,1,2-Trichloroethane	0.345	0.286	0.100	-17.1	25.0
Tetrachloroethene	0.362	0.311	0.200	-14.1	25.0
2-Hexanone	0.206	0.179		-13.1	
Dibromochloromethane	0.449	0.369	0.100	-17.8	25.0
1,2-Dibromoethane	0.386	0.326		-15.5	
Chlorobenzene	1.088	0.951	0.500	-12.6	25.0
Ethylbenzene	0.546	0.491	0.100	-10.1	25.0
Xylene (Total)	0.634	0.574	0.300	-9.5	25.0
Styrene	0.835	0.752	0.300	-9.9	25.0
Bromoform	0.303	0.240	0.100	-20.8	25.0
Isopropylbenzene	1.637	1.493		-8.8	
1,1,2,2-Tetrachloroethane	0.439	0.345	0.300	-21.4	25.0
1,3-Dichlorobenzene	0.870	0.755	0.600	-13.2	25.0
1,4-Dichlorobenzene	0.925	0.821	0.500	-11.2	25.0
1,2-Dichlorobenzene	0.859	0.740	0.400	-13.9	25.0
1,2-Dibromo-3-chloropropane	0.093	0.070		-24.7	
1,2,4-Trichlorobenzene	0.478	0.419	0.200	-12.3	25.0
Toluene-d8	1.251	1.358		8.6	
Bromofluorobenzene	0.528	0.565	0.200	7.0	25.0
1,2-Dichloroethane-d4	2.769	2.850		2.9	

All other compounds must meet a minimum RRF of 0.010.

7A  
VOLATILE CONTINUING CALIBRATION CHECK

Lab Name: MITKEM CORPORATION Contract: \_\_\_\_\_  
 Lab Code: MITKEM Case No.: \_\_\_\_\_ SAS No.: \_\_\_\_\_ SDG No.: MD0618  
 Instrument ID: V6 Calibration Date: 06/06/05 Time: 0940  
 Lab File ID: V6D6451 Init. Calib. Date(s): 06/06/05 06/06/05  
 EPA Sample No. (VSTD050##): VSTD0506X Init. Calib. Times: 0940 1201  
 Heated Purge: (Y/N) N  
 GC Column: DB-624 ID: 0.25 (mm)

COMPOUND	RRF	RRF50	MIN RRF	%D	MAX %D
Dichlorodifluoromethane	2.043	1.929		-5.6	
Chloromethane	1.651	1.563		-5.3	
Vinyl Chloride	1.614	1.529	0.100	-5.3	25.0
Bromomethane	0.940	0.973	0.100	3.5	25.0
Chloroethane	0.721	0.712		-1.2	
Trichlorofluoromethane	2.083	2.127		2.1	
1,1-Dichloroethene	1.306	1.237	0.100	-5.3	25.0
1,1,2-Trichloro-1,2,2-trifluoroethane	1.227	1.280		4.3	
Acetone	0.498	0.498		0.0	
Carbon Disulfide	4.031	3.783		-6.2	
Methyl Acetate	0.833	0.726		-12.8	
Methylene Chloride	1.388	1.271		-8.4	
trans-1,2-Dichloroethene	1.606	1.498		-6.7	
Methyl tert-Butyl Ether	3.771	3.537		-6.2	
1,1-Dichloroethane	3.039	2.911	0.200	-4.2	25.0
cis-1,2-Dichloroethene	1.473	1.421		-3.5	
2-Butanone	0.638	0.659		3.3	
Chloroform	3.332	3.146	0.200	-5.6	25.0
1,1,1-Trichloroethane	0.546	0.507	0.100	-7.1	25.0
Cyclohexane	0.439	0.422		-3.9	
Carbon Tetrachloride	0.547	0.515	0.100	-5.9	25.0
Benzene	1.115	1.058	0.500	-5.1	25.0
1,2-Dichloroethane	3.025	2.865	0.100	-5.3	25.0
Trichloroethene	0.375	0.359	0.300	-4.3	25.0
Methylcyclohexane	0.420	0.414		-1.4	

All other compounds must meet a minimum RRF of 0.010.



7B  
VOLATILE CONTINUING CALIBRATION CHECK

Lab Name: MITKEM CORPORATION Contract: \_\_\_\_\_  
 Lab Code: MITKEM Case No.: \_\_\_\_\_ SAS No.: \_\_\_\_\_ SDG No.: MD0618  
 Instrument ID: V6 Calibration Date: 06/06/05 Time: 0940  
 Lab File ID: V6D6451 Init. Calib. Date(s): 06/06/05 06/06/05  
 EPA Sample No. (VSTD050##): VSTD0506X Init. Calib. Times: 0940 1201  
 Heated Purge: (Y/N) N  
 GC Column: DB-624 ID: 0.25 (mm)

COMPOUND	RRF	RRF50	MIN RRF	%D	MAX %D
1,2-Dichloropropane	0.329	0.310		-5.8	
Bromodichloromethane	0.480	0.439	0.200	-8.5	25.0
cis-1,3-Dichloropropene	0.384	0.357	0.200	-7.0	25.0
4-Methyl-2-Pentanone	0.250	0.254		1.6	
Toluene	1.310	1.315	0.400	0.4	25.0
trans-1,3-Dichloropropene	0.420	0.386	0.100	-8.1	25.0
1,1,2-Trichloroethane	0.307	0.280	0.100	-8.8	25.0
Tetrachloroethene	0.326	0.313	0.200	-4.0	25.0
2-Hexanone	0.169	0.171		1.2	
Dibromochloromethane	0.390	0.363	0.100	-6.9	25.0
1,2-Dibromoethane	0.342	0.318		-7.0	
Chlorobenzene	0.975	0.926	0.500	-5.0	25.0
Ethylbenzene	0.479	0.478	0.100	-0.2	25.0
Xylene (Total)	0.556	0.562	0.300	1.1	25.0
Styrene	0.753	0.758	0.300	0.7	25.0
Bromoform	0.263	0.244	0.100	-7.2	25.0
Isopropylbenzene	1.406	1.468		4.4	
1,1,2,2-Tetrachloroethane	0.374	0.339	0.300	-9.4	25.0
1,3-Dichlorobenzene	0.751	0.738	0.600	-1.7	25.0
1,4-Dichlorobenzene	0.808	0.801	0.500	-0.9	25.0
1,2-Dichlorobenzene	0.745	0.744	0.400	-0.1	25.0
1,2-Dibromo-3-chloropropane	0.079	0.073		-7.6	
1,2,4-Trichlorobenzene	0.404	0.404	0.200	0.0	25.0
Toluene-d8	1.378	1.384		0.4	
Bromofluorobenzene	0.573	0.570	0.200	-0.5	25.0
1,2-Dichloroethane-d4	3.022	2.904		-3.9	

All other compounds must meet a minimum RRF of 0.010.

7A  
VOLATILE CONTINUING CALIBRATION CHECK

Lab Name: MITKEM CORPORATION Contract: \_\_\_\_\_  
 Lab Code: MITKEM Case No.: \_\_\_\_\_ SAS No.: \_\_\_\_\_ SDG No.: MD0618  
 Instrument ID: V6 Calibration Date: 06/07/05 Time: 0957  
 Lab File ID: V6D6481 Init. Calib. Date(s): 06/06/05 06/06/05  
 EPA Sample No. (VSTD050##): VSTD0506Y Init. Calib. Times: 0940 1201  
 Heated Purge: (Y/N) N  
 GC Column: DB-624 ID: 0.25 (mm)

COMPOUND	RRF	RRF50	MIN RRF	%D	MAX %D
Dichlorodifluoromethane	2.043	1.837		-10.1	
Chloromethane	1.651	1.420		-14.0	
Vinyl Chloride	1.614	1.374	0.100	-14.9	25.0
Bromomethane	0.940	0.862	0.100	-8.3	25.0
Chloroethane	0.721	0.693		-3.9	
Trichlorofluoromethane	2.083	1.476		-29.1	
1,1-Dichloroethene	1.306	1.085	0.100	-16.9	25.0
1,1,2-Trichloro-1,2,2-trifluoroethane	1.227	1.165		-5.1	
Acetone	0.498	0.484		-2.8	
Carbon Disulfide	4.031	3.333		-17.3	
Methyl Acetate	0.833	0.720		-13.6	
Methylene Chloride	1.388	1.204		-13.3	
trans-1,2-Dichloroethene	1.606	1.352		-15.8	
Methyl tert-Butyl Ether	3.771	3.318		-12.0	
1,1-Dichloroethane	3.039	2.644	0.200	-13.0	25.0
cis-1,2-Dichloroethene	1.473	1.294		-12.2	
2-Butanone	0.638	0.635		-0.5	
Chloroform	3.332	2.879	0.200	-13.6	25.0
1,1,1-Trichloroethane	0.546	0.444	0.100	-18.7	25.0
Cyclohexane	0.439	0.371		-15.5	
Carbon Tetrachloride	0.547	0.456	0.100	-16.6	25.0
Benzene	1.115	1.016	0.500	-8.9	25.0
1,2-Dichloroethane	3.025	2.773	0.100	-8.3	25.0
Trichloroethene	0.375	0.328	0.300	-12.5	25.0
Methylcyclohexane	0.420	0.367		-12.6	

All other compounds must meet a minimum RRF of 0.010.

7B  
VOLATILE CONTINUING CALIBRATION CHECK

Lab Name: MITKEM CORPORATION Contract: \_\_\_\_\_  
 Lab Code: MITKEM Case No.: \_\_\_\_\_ SAS No.: \_\_\_\_\_ SDG No.: MD0618  
 Instrument ID: V6 Calibration Date: 06/07/05 Time: 0957  
 Lab File ID: V6D6481 Init. Calib. Date(s): 06/06/05 06/06/05  
 EPA Sample No. (VSTD050##): VSTD0506Y Init. Calib. Times: 0940 1201  
 Heated Purge: (Y/N) N  
 GC Column: DB-624 ID: 0.25 (mm)

COMPOUND	RRF	RRF50	MIN RRF	%D	MAX %D
1,2-Dichloropropane	0.329	0.304		-7.6	
Bromodichloromethane	0.480	0.429	0.200	-10.6	25.0
cis-1,3-Dichloropropene	0.384	0.338	0.200	-12.0	25.0
4-Methyl-2-Pentanone	0.250	0.242		-3.2	
Toluene	1.310	1.221	0.400	-6.8	25.0
trans-1,3-Dichloropropene	0.420	0.362	0.100	-13.8	25.0
1,1,2-Trichloroethane	0.307	0.279	0.100	-9.1	25.0
Tetrachloroethene	0.326	0.287	0.200	-12.0	25.0
2-Hexanone	0.169	0.158		-6.5	
Dibromochloromethane	0.390	0.360	0.100	-7.7	25.0
1,2-Dibromoethane	0.342	0.318		-7.0	
Chlorobenzene	0.975	0.900	0.500	-7.7	25.0
Ethylbenzene	0.479	0.442	0.100	-7.7	25.0
Xylene (Total)	0.556	0.523	0.300	-5.9	25.0
Styrene	0.753	0.692	0.300	-8.1	25.0
Bromoform	0.263	0.239	0.100	-9.1	25.0
Isopropylbenzene	1.406	1.345		-4.3	
1,1,2,2-Tetrachloroethane	0.374	0.320	0.300	-14.4	25.0
1,3-Dichlorobenzene	0.751	0.688	0.600	-8.4	25.0
1,4-Dichlorobenzene	0.808	0.763	0.500	-5.6	25.0
1,2-Dichlorobenzene	0.745	0.682	0.400	-8.5	25.0
1,2-Dibromo-3-chloropropane	0.079	0.066		-16.5	
1,2,4-Trichlorobenzene	0.404	0.347	0.200	-14.1	25.0
Toluene-d8	1.378	1.499		8.8	
Bromofluorobenzene	0.573	0.607	0.200	5.9	25.0
1,2-Dichloroethane-d4	3.022	3.095		2.4	

All other compounds must meet a minimum RRF of 0.010.

7A  
VOLATILE CONTINUING CALIBRATION CHECK

Lab Name: MITKEM CORPORATION Contract: \_\_\_\_\_  
 Lab Code: MITKEM Case No.: \_\_\_\_\_ SAS No.: \_\_\_\_\_ SDG No.: MD0618  
 Instrument ID: V6 Calibration Date: 06/23/05 Time: 0925  
 Lab File ID: V6D6821 Init. Calib. Date(s): 06/06/05 06/06/05  
 EPA Sample No. (VSTD050##): VSTD0506Q Init. Calib. Times: 0940 1201  
 Heated Purge: (Y/N) N  
 GC Column: DB-624 ID: 0.25 (mm)

COMPOUND	RRF	RRF50	MIN RRF	%D	MAX %D
Dichlorodifluoromethane	2.043	2.060		0.8	
Chloromethane	1.651	1.593		-3.5	
Vinyl Chloride	1.614	1.627	0.100	0.8	25.0
Bromomethane	0.940	1.047	0.100	11.4	25.0
Chloroethane	0.721	0.840		16.5	
Trichlorofluoromethane	2.083	2.467		18.4	
1,1-Dichloroethene	1.306	1.415	0.100	8.3	25.0
1,1,2-Trichloro-1,2,2-trifluoroethane	1.227	1.373		11.9	
Acetone	0.498	0.735		47.6	
Carbon Disulfide	4.031	4.008		-0.6	
Methyl Acetate	0.833	0.874		4.9	
Methylene Chloride	1.388	1.435		3.4	
trans-1,2-Dichloroethene	1.606	1.583		-1.4	
Methyl tert-Butyl Ether	3.771	3.853		2.2	
1,1-Dichloroethane	3.039	3.168	0.200	4.2	25.0
cis-1,2-Dichloroethene	1.473	1.456		-1.2	
2-Butanone	0.638	0.926		45.1	
Chloroform	3.332	3.510	0.200	5.3	25.0
1,1,1-Trichloroethane	0.546	0.574	0.100	5.1	25.0
Cyclohexane	0.439	0.439		0.0	
Carbon Tetrachloride	0.547	0.578	0.100	5.7	25.0
Benzene	1.115	1.138	0.500	2.1	25.0
1,2-Dichloroethane	3.025	3.337	0.100	10.3	25.0
Trichloroethene	0.375	0.384	0.300	2.4	25.0
Methylcyclohexane	0.420	0.404		-3.8	

All other compounds must meet a minimum RRF of 0.010.

7B  
VOLATILE CONTINUING CALIBRATION CHECK

Lab Name: MITKEM CORPORATION Contract: \_\_\_\_\_  
 Lab Code: MITKEM Case No.: \_\_\_\_\_ SAS No.: \_\_\_\_\_ SDG No.: MD0618  
 Instrument ID: V6 Calibration Date: 06/23/05 Time: 0925  
 Lab File ID: V6D6821 Init. Calib. Date(s): 06/06/05 06/06/05  
 EPA Sample No. (VSTD050##): VSTD0506Q Init. Calib. Times: 0940 1201  
 Heated Purge: (Y/N) N  
 GC Column: DB-624 ID: 0.25 (mm)

COMPOUND	RRF	RRF50	MIN RRF	%D	MAX %D
1,2-Dichloropropane	0.329	0.324		-1.5	
Bromodichloromethane	0.480	0.510	0.200	6.3	25.0
cis-1,3-Dichloropropene	0.384	0.400	0.200	4.2	25.0
4-Methyl-2-Pentanone	0.250	0.275		10.0	
Toluene	1.310	1.432	0.400	9.3	25.0
trans-1,3-Dichloropropene	0.420	0.444	0.100	5.7	25.0
1,1,2-Trichloroethane	0.307	0.302	0.100	-1.6	25.0
Tetrachloroethene	0.326	0.375	0.200	15.0	25.0
2-Hexanone	0.169	0.234		38.5	
Dibromochloromethane	0.390	0.411	0.100	5.4	25.0
1,2-Dibromoethane	0.342	0.367		7.3	
Chlorobenzene	0.975	1.048	0.500	7.5	25.0
Ethylbenzene	0.479	0.519	0.100	8.4	25.0
Xylene (Total)	0.556	0.613	0.300	10.3	25.0
Styrene	0.753	0.824	0.300	9.4	25.0
Bromoform	0.263	0.281	0.100	6.8	25.0
Isopropylbenzene	1.406	1.655		17.7	
1,1,2,2-Tetrachloroethane	0.374	0.376	0.300	0.5	25.0
1,3-Dichlorobenzene	0.751	0.793	0.600	5.6	25.0
1,4-Dichlorobenzene	0.808	0.895	0.500	10.8	25.0
1,2-Dichlorobenzene	0.745	0.800	0.400	7.4	25.0
1,2-Dibromo-3-chloropropane	0.079	0.084		6.3	
1,2,4-Trichlorobenzene	0.404	0.417	0.200	3.2	25.0
Toluene-d8	1.378	1.415		2.7	
Bromofluorobenzene	0.573	0.591	0.200	3.1	25.0
1,2-Dichloroethane-d4	3.022	3.161		4.6	

All other compounds must meet a minimum RRF of 0.010.

Data File: \\AVOCADRO\ORGANICS\organic\voa\W6.i\050601A.B\6D6371.D

Date : 01-JUN-2005 13:05

Client ID: VSTD0506R

Sample Info: ,VSTD0506R,VSTD0506R

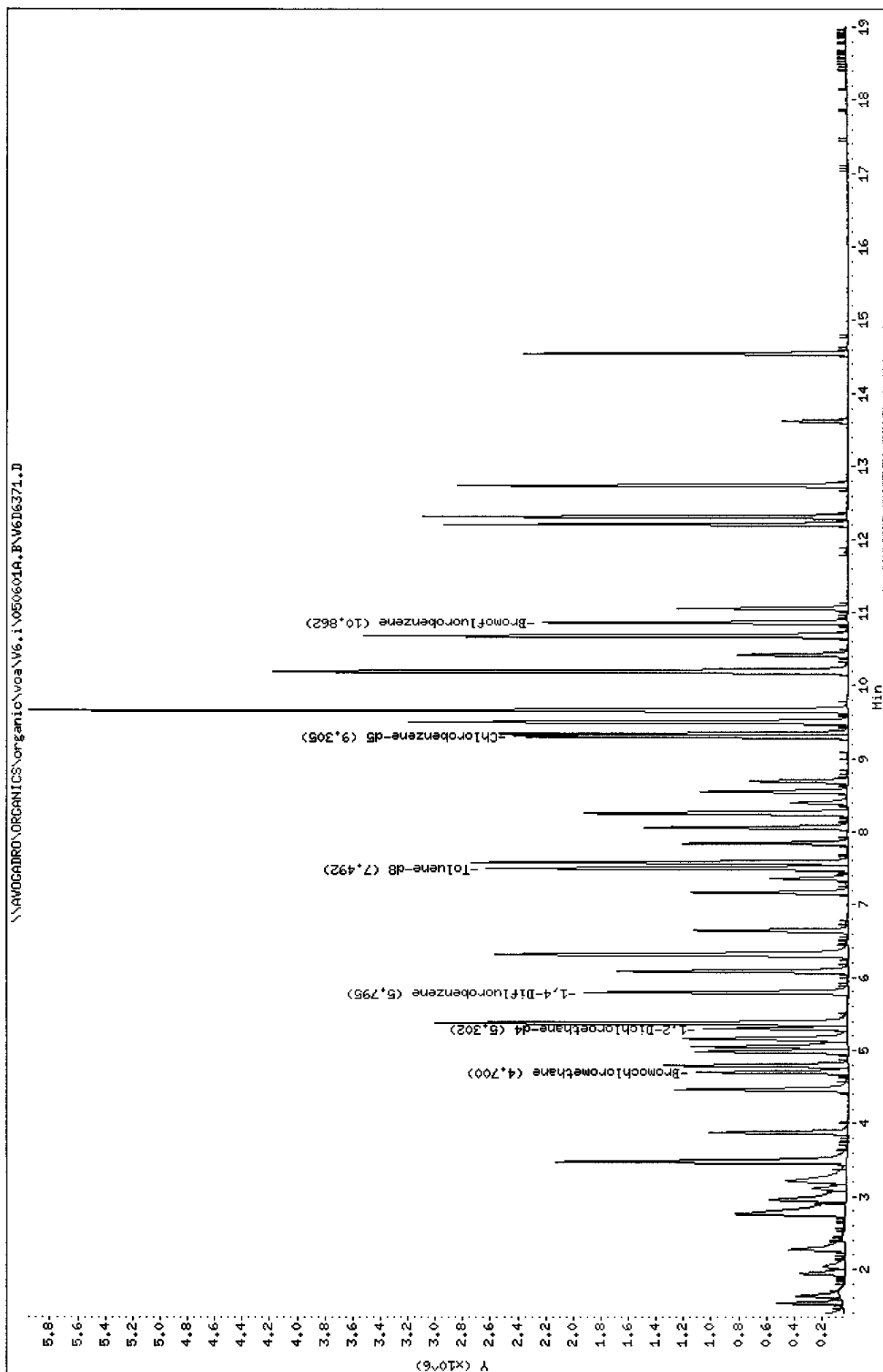
Purge Volume: 5.0

Column phase: DB-624

Instrument: V6.i

Operator: SB SRC: SB

Column diameter: 0.25



Data File: V6D6371.D  
Report Date: 01-Jun-2005 13:32

Mitkem Corporation

CLP OLM4.X - Water and Medium Soils

Data file : \\AVOGADRO\ORGANICS\organic\voa\V6.i\050601A.B\V6D6371.D  
Lab Smp Id: VSTD0506R Client Smp ID: VSTD0506R  
Inj Date : 01-JUN-2005 13:05  
Operator : SB SRC: SB Inst ID: V6.i  
Smp Info : ,VSTD0506R,VSTD0506R  
Misc Info : ,2  
Comment :  
Method : \\AVOGADRO\ORGANICS\organic\voa\V6.i\050601A.B\v6clp4s.m  
Meth Date : 01-Jun-2005 13:32 mtl Quant Type: ISTD  
Cal Date : 01-JUN-2005 13:05 Cal File: V6D6371.D  
Als bottle: 1 Continuing Calibration Sample  
Dil Factor: 1.00000  
Integrator: HP RTE Compound Sublist: CLP4.sub  
Target Version: 4.03  
Processing Host: TARGET3

Concentration Formula: Amt \* DF \* Uf \* 5/Vo

Name	Value	Description
DF	1.000	Dilution Factor
Uf	1.000	ng unit correction factor
Vo	5.000	Sample Volume purged (mL)

Compounds	QUANT SIG	RT	EXP RT	REL RT	RESPONSE	AMOUNTS	
						CAL-AMT ( ug/L)	ON-COL ( ug/L)
1 Dichlorodifluoromethane	85	1.372	1.372	(0.292)	707705	50.0000	51
2 Chloromethane	50	1.530	1.530	(0.326)	618655	50.0000	51
3 Vinyl Chloride	62	1.634	1.634	(0.348)	574883	50.0000	48
4 Bromomethane	94	1.938	1.938	(0.412)	372360	50.0000	48
5 Chloroethane	64	2.035	2.035	(0.433)	294407	50.0000	50
6 Trichlorofluoromethane	101	2.266	2.266	(0.482)	842795	50.0000	54
7 1,1-Dichloroethene	96	2.753	2.753	(0.586)	509350	50.0000	53
9 Acetone	43	2.789	2.789	(0.594)	207102	50.0000	48
8 1,1,2-Trichloro-1,2,2-trifluo	101	2.759	2.759	(0.587)	452557	50.0000	53
10 Carbon Disulfide	76	2.954	2.954	(0.628)	1478245	50.0000	49
11 Methyl Acetate	43	3.106	3.106	(0.661)	310861	50.0000	50
12 Methylene Chloride	84	3.215	3.215	(0.684)	501116	50.0000	48
13 trans-1,2-Dichloroethene	96	3.465	3.465	(0.737)	588948	50.0000	49
14 Methyl tert-Butyl Ether	73	3.483	3.483	(0.741)	1343277	50.0000	46
15 1,1-Dichloroethane	63	3.872	3.872	(0.824)	1112033	50.0000	48
16 2-Butanone	43	4.481	4.481	(0.953)	275779	50.0000	50

Data File: V6D6371.D  
Report Date: 01-Jun-2005 13:32

						AMOUNTS	
QUANT SIG						CAL-AMT	ON-COL
Compounds	MASS	RT	EXP RT	REL RT	RESPONSE	( ug/L)	( ug/L)
=====	=====	==	=====	=====	=====	=====	=====
17 cis-1,2-Dichloroethene	96	4.462	4.462	(0.950)	552968	50.0000	49
* 18 Bromochloromethane	128	4.700	4.700	(1.000)	348403	50.0000	
19 Chloroform	83	4.785	4.785	(1.018)	1208061	50.0000	49
20 1,1,1-Trichloroethane	97	4.986	4.986	(0.860)	926903	50.0000	45
21 Cyclohexane	56	5.053	5.053	(0.872)	758837	50.0000	52
22 Carbon Tetrachloride	117	5.162	5.162	(0.891)	937198	50.0000	46
\$ 23 1,2-Dichloroethane-d4	65	5.302	5.302	(1.128)	972842	50.0000	50
25 Benzene	78	5.375	5.375	(0.928)	2040255	50.0000	48
24 1,2-Dichloroethane	62	5.381	5.381	(1.145)	1112070	50.0000	48
* 26 1,4-Difluorobenzene	114	5.795	5.795	(1.000)	1683392	50.0000	
27 Trichloroethene	130	6.081	6.081	(1.049)	658500	50.0000	48
28 Methylcyclohexane	83	6.312	6.312	(1.089)	720180	50.0000	55
29 1,2-Dichloropropane	63	6.318	6.318	(1.090)	606994	50.0000	50
30 Bromodichloromethane	83	6.640	6.640	(1.146)	871671	50.0000	47
31 cis-1,3-Dichloropropene	75	7.170	7.170	(1.237)	740224	50.0000	49
32 4-Methyl-2-Pentanone	43	7.358	7.358	(0.791)	461082	50.0000	48
\$ 33 Toluene-d8	98	7.492	7.492	(0.805)	2053341	50.0000	52
34 Toluene	91	7.571	7.571	(0.814)	2370004	50.0000	50
35 trans-1,3-Dichloropropene	75	7.839	7.839	(1.353)	798755	50.0000	48
36 1,1,2-Trichloroethane	97	8.058	8.058	(1.391)	549564	50.0000	47
37 Tetrachloroethene	164	8.252	8.252	(0.887)	550895	50.0000	48
38 2-Hexanone	43	8.392	8.392	(0.902)	331447	50.0000	51
39 Dibromochloromethane	129	8.550	8.550	(1.476)	710612	50.0000	47
40 1,2-Dibromoethane	107	8.690	8.690	(0.934)	602348	50.0000	49
* 42 Chlorobenzene-d5	117	9.305	9.305	(1.000)	1592843	50.0000	
43 Chlorobenzene	112	9.341	9.341	(1.004)	1681264	50.0000	48
44 Ethylbenzene	106	9.499	9.499	(1.021)	855848	50.0000	49
45 m,p-Xylene	106	9.658	9.658	(1.038)	2164322	100.000	99
46 o-Xylene	106	10.187	10.187	(1.095)	1039380	50.0000	51
47 Styrene	104	10.205	10.205	(1.097)	1341624	50.0000	50
48 Bromoform	173	10.418	10.418	(1.798)	468293	50.0000	46
49 Isopropylbenzene	105	10.680	10.680	(1.148)	2656428	50.0000	51
\$ 50 Bromofluorobenzene	95	10.862	10.862	(1.167)	857008	50.0000	51
51 1,1,2,2-Tetrachloroethane	83	11.051	11.051	(1.188)	660623	50.0000	47
M 41 Xylene (Total)	106				3203703	50.0000	150
52 1,3-Dichlorobenzene	146	12.201	12.201	(1.311)	1353387	50.0000	49
53 1,4-Dichlorobenzene	146	12.310	12.310	(1.323)	1452079	50.0000	49
54 1,2-Dichlorobenzene	146	12.742	12.742	(1.369)	1327767	50.0000	49
55 1,2-Dibromo-3-chloropropane	75	13.624	13.624	(1.464)	134032	50.0000	45
56 1,2,4-Trichlorobenzene	180	14.549	14.549	(1.564)	743162	50.0000	49

KL  
6/22/05



Data File: \\AVOGADRO\ORGANICS\voa\V6.i\050602.B\V6D6391.D

Date : 02-JUN-2005 09:37

Client ID: VSTD0506T

Sample Info: ,VSTD0506T,VSTD0506T

Purge Volume: 5.0

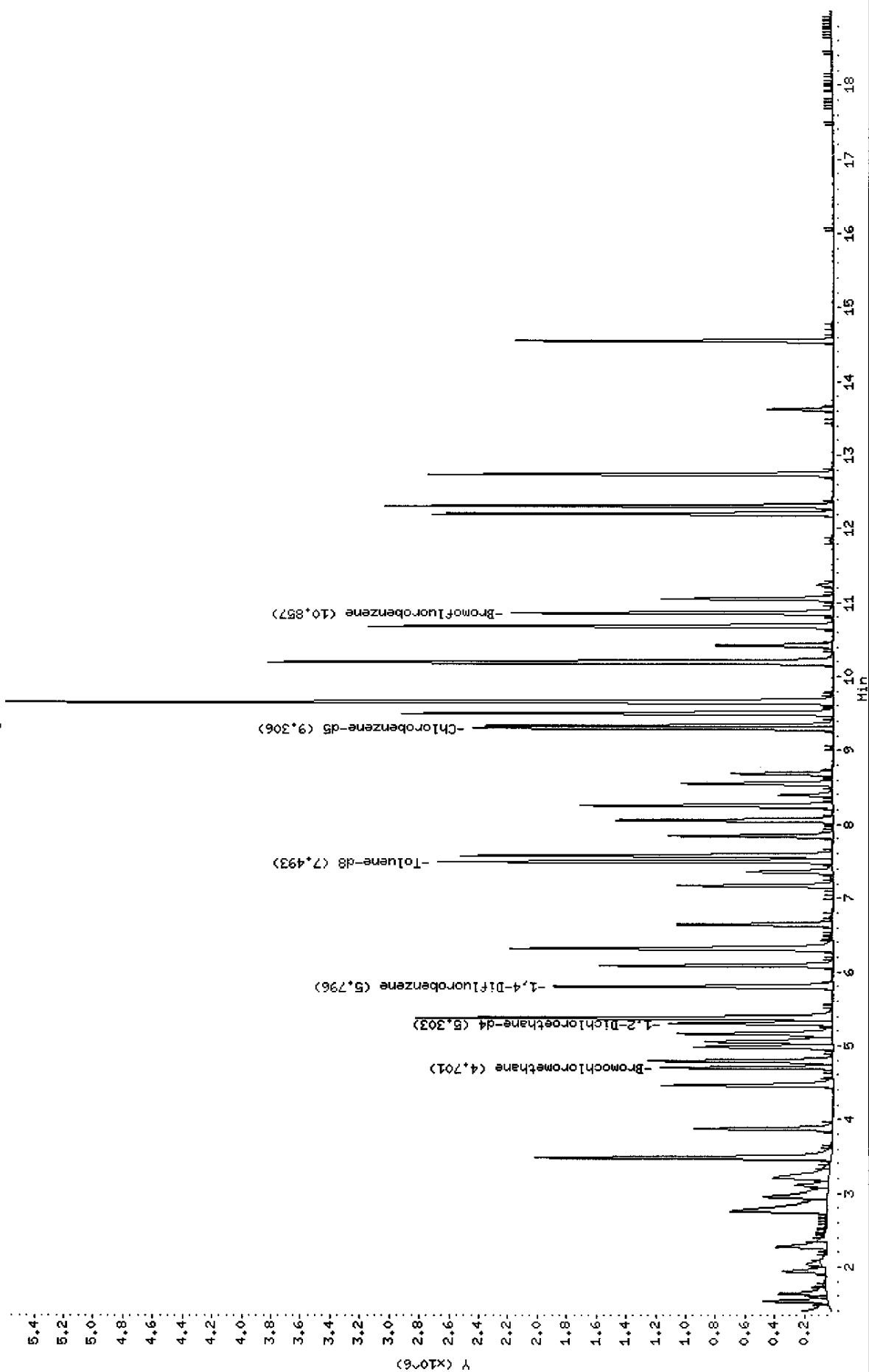
Column Phase: DB-624

Instrument: V6.i

Operator: SB SRC: SB

Column diameter: 0.25

\\AVOGADRO\ORGANICS\voa\V6.i\050602.B\V6D6391.D



Data File: \\AVOGADRO\ORGANICS\organic\voa\V6.i\050602.B\V6D6391.D  
Report Date: 18-Jun-2005 11:11

Mitkem Corporation

CLP OLM4.X - Water and Medium Soils

Data file : \\AVOGADRO\ORGANICS\organic\voa\V6.i\050602.B\V6D6391.D  
Lab Smp Id: VSTD0506T Client Smp ID: VSTD0506T  
Inj Date : 02-JUN-2005 09:37  
Operator : SB SRC: SB Inst ID: V6.i  
Smp Info : ,VSTD0506T,VSTD0506T  
Misc Info : ,2  
Comment :  
Method : \\AVOGADRO\ORGANICS\organic\voa\V6.i\050602.B\v6clp4s.m  
Meth Date : 18-Jun-2005 11:11 mtl Quant Type: ISTD  
Cal Date : 02-JUN-2005 09:37 Cal File: V6D6391.D  
Als bottle: 1 Continuing Calibration Sample  
Dil Factor: 1.00000  
Integrator: HP RTE Compound Sublist: CLP4.sub  
Target Version: 4.03  
Processing Host: TARGET5

Concentration Formula: Amt \* DF \* Uf \* 5/Vo

Name	Value	Description
DF	1.000	Dilution Factor
Uf	1.000	ng unit correction factor
Vo	5.000	Sample Volume purged (mL)

Compounds	QUANT SIG MASS	RT	EXP RT	REL RT	RESPONSE	AMOUNTS	
						CAL-AMT ( ug/L)	ON-COL ( ug/L)
1 Dichlorodifluoromethane	85	1.373	1.373	(0.292)	570268	50.0000	40
2 Chloromethane	50	1.531	1.531	(0.326)	523085	50.0000	41
3 Vinyl Chloride	62	1.635	1.635	(0.348)	484313	50.0000	39
4 Bromomethane	94	1.945	1.945	(0.414)	328880	50.0000	40
5 Chloroethane	64	2.036	2.036	(0.434)	259111	50.0000	42
6 Trichlorofluoromethane	101	2.267	2.267	(0.483)	650705	50.0000	40
7 1,1-Dichloroethene	96	2.754	2.754	(0.587)	420809	50.0000	42
9 Acetone	43	2.791	2.791	(0.594)	148992	50.0000	33
8 1,1,2-Trichloro-1,2,2-trifluo	101	2.766	2.766	(0.589)	365655	50.0000	41
10 Carbon Disulfide	76	2.955	2.955	(0.629)	1196402	50.0000	38
11 Methyl Acetate	43	3.107	3.107	(0.662)	294584	50.0000	45
12 Methylene Chloride	84	3.210	3.210	(0.684)	445759	50.0000	41
13 trans-1,2-Dichloroethene	96	3.472	3.472	(0.740)	516415	50.0000	41
14 Methyl tert-Butyl Ether	73	3.484	3.484	(0.742)	1366917	50.0000	45
15 1,1-Dichloroethane	63	3.873	3.873	(0.825)	1021186	50.0000	42
16 2-Butanone	43	4.482	4.482	(0.955)	226064	50.0000	39

Data File: \\AVOGADRO\ORGANICS\organic\voa\V6.i\050602.B\V6D6391.D  
Report Date: 18-Jun-2005 11:11

						AMOUNTS	
QUANT SIG						CAL-AMT	ON-COL
Compounds	MASS	RT	EXP RT	REL RT	RESPONSE	( ug/L)	( ug/L)
=====	=====	==	=====	=====	=====	=====	=====
17 cis-1,2-Dichloroethene	96	4.457	4.457	(0.949)	511683	50.0000	43
* 18 Bromochloromethane	128	4.695	4.695	(1.000)	362447	50.0000	
19 Chloroform	83	4.786	4.786	(1.019)	1123870	50.0000	44
20 1,1,1-Trichloroethane	97	4.981	4.981	(0.859)	796626	50.0000	39
21 Cyclohexane	56	5.053	5.053	(0.872)	584383	50.0000	40
22 Carbon Tetrachloride	117	5.163	5.163	(0.891)	791017	50.0000	39
\$ 23 1,2-Dichloroethane-d4	65	5.303	5.303	(1.130)	1005048	50.0000	50
25 Benzene	78	5.376	5.376	(0.928)	1880228	50.0000	44
24 1,2-Dichloroethane	62	5.382	5.382	(1.146)	1076944	50.0000	45
* 26 1,4-Difluorobenzene	114	5.796	5.796	(1.000)	1685950	50.0000	
27 Trichloroethene	130	6.088	6.088	(1.050)	611428	50.0000	44
28 Methylcyclohexane	83	6.307	6.307	(1.088)	558683	50.0000	42
29 1,2-Dichloropropane	63	6.325	6.325	(1.091)	564203	50.0000	46
30 Bromodichloromethane	83	6.635	6.635	(1.145)	816706	50.0000	44
31 cis-1,3-Dichloropropene	75	7.171	7.171	(1.237)	676157	50.0000	45
32 4-Methyl-2-Pentanone	43	7.359	7.359	(0.791)	468119	50.0000	48
\$ 33 Toluene-d8	98	7.493	7.493	(0.805)	2103946	50.0000	52
34 Toluene	91	7.572	7.572	(0.814)	2157742	50.0000	45
35 trans-1,3-Dichloropropene	75	7.840	7.840	(1.353)	738487	50.0000	44
36 1,1,2-Trichloroethane	97	8.059	8.059	(1.390)	553496	50.0000	48
37 Tetrachloroethene	164	8.253	8.253	(0.887)	487894	50.0000	41
38 2-Hexanone	43	8.393	8.393	(0.902)	291184	50.0000	44
39 Dibromochloromethane	129	8.552	8.552	(1.475)	699469	50.0000	46
40 1,2-Dibromoethane	107	8.691	8.691	(0.934)	566960	50.0000	45
* 42 Chlorobenzene-d5	117	9.306	9.306	(1.000)	1624290	50.0000	
43 Chlorobenzene	112	9.342	9.342	(1.004)	1577903	50.0000	45
44 Ethylbenzene	106	9.501	9.501	(1.021)	775302	50.0000	44
45 m,p-Xylene	106	9.659	9.659	(1.038)	2038284	100.000	91
46 o-Xylene	106	10.188	10.188	(1.095)	965346	50.0000	47
47 Styrene	104	10.206	10.206	(1.097)	1277167	50.0000	47
48 Bromoform	173	10.419	10.419	(1.798)	483118	50.0000	47
49 Isopropylbenzene	105	10.681	10.681	(1.148)	2387001	50.0000	45
\$ 50 Bromofluorobenzene	95	10.857	10.857	(1.167)	863170	50.0000	50
51 1,1,2,2-Tetrachloroethane	83	11.052	11.052	(1.188)	611265	50.0000	43
M 41 Xylene (Total)	106				3003630	50.0000	140
52 1,3-Dichlorobenzene	146	12.202	12.202	(1.311)	1267079	50.0000	45
53 1,4-Dichlorobenzene	146	12.311	12.311	(1.323)	1396820	50.0000	46
54 1,2-Dichlorobenzene	146	12.743	12.743	(1.369)	1297173	50.0000	46
55 1,2-Dibromo-3-chloropropane	75	13.625	13.625	(1.464)	129227	50.0000	43
56 1,2,4-Trichlorobenzene	180	14.550	14.550	(1.564)	713775	50.0000	46

KL  
6/22/05

Data File: \\AVOGADRO\ORGANICS\organic\voa\V6.i\050603.B\W6D6421.D

Date : 03-JUN-2005 11:51

Client ID: VSTI0506V

Sample Info: ,VSTI0506V,VSTI0506V

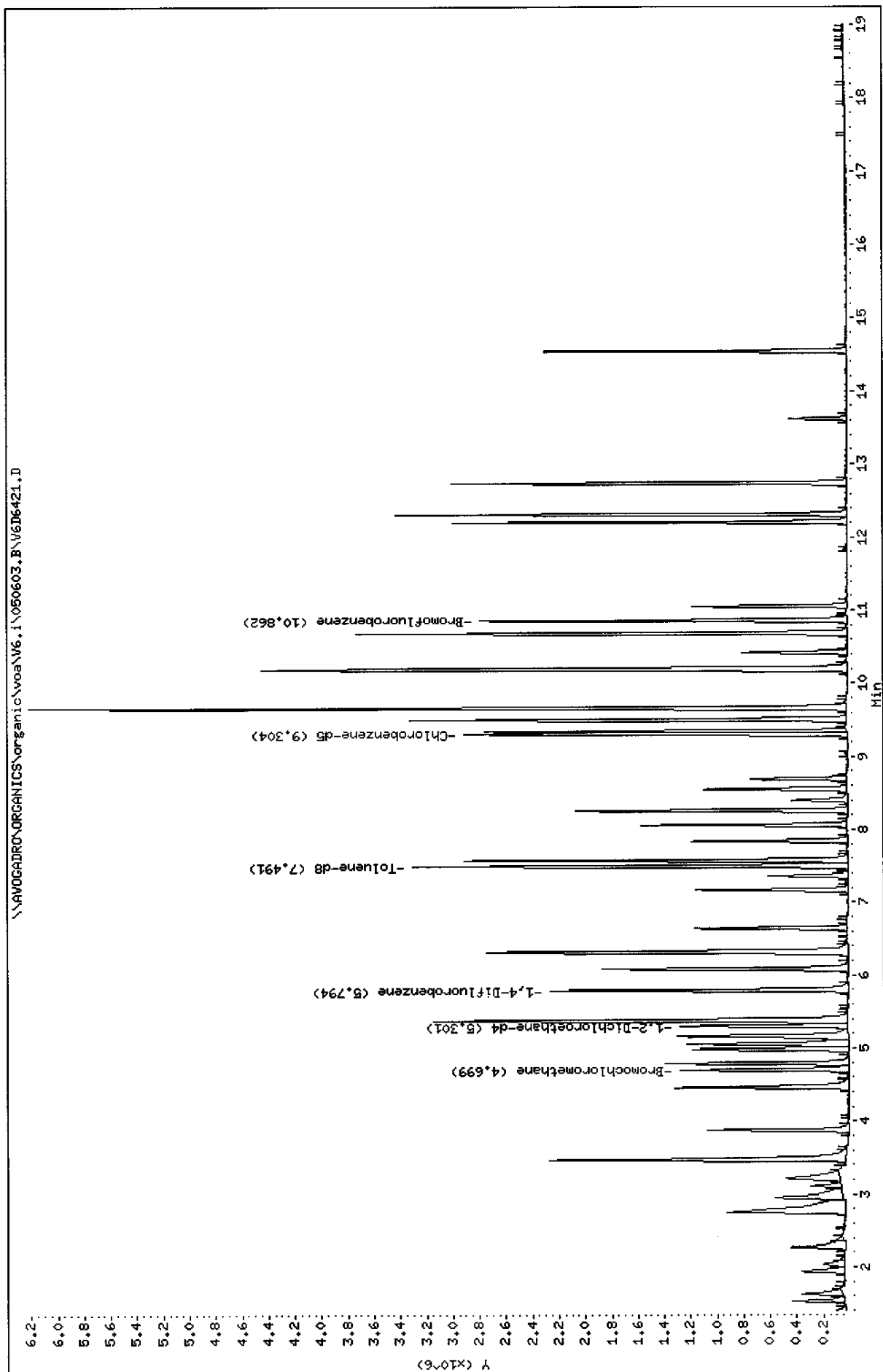
Purge Volume: 5.0

Column phase: DB-624

Instrument: V6.i

Operator: SB SRC: SB

Column diameter: 0.25



Data File: \\AVOGADRO\ORGANICS\organic\voa\V6.i\050603.B\V6D6421.D  
Report Date: 03-Jun-2005 12:18

Mitkem Corporation

CLP OLM4.X - Water and Medium Soils

Data file : \\AVOGADRO\ORGANICS\organic\voa\V6.i\050603.B\V6D6421.D  
Lab Smp Id: VSTD0506U Client Smp ID: VSTD0506U  
Inj Date : 03-JUN-2005 11:51  
Operator : SB SRC: SB Inst ID: V6.i  
Smp Info : ,VSTD0506U,VSTD0506U  
Misc Info : ,2  
Comment :  
Method : \\AVOGADRO\ORGANICS\organic\voa\V6.i\050603.B\v6clp4s.m  
Meth Date : 03-Jun-2005 12:18 mtl Quant Type: ISTD  
Cal Date : 03-JUN-2005 11:51 Cal File: V6D6421.D  
Als bottle: 1 Continuing Calibration Sample  
Dil Factor: 1.00000  
Integrator: HP RTE Compound Sublist: CLP4.sub  
Target Version: 4.03  
Processing Host: TARGET3

Concentration Formula: Amt \* DF \* Uf \* 5/Vo

Name	Value	Description
DF	1.000	Dilution Factor
Uf	1.000	ng unit correction factor
Vo	5.000	Sample Volume purged (mL)

Compounds	QUANT SIG			AMOUNTS			
	MASS	RT	EXP RT REL RT	RESPONSE	CAL-AMT ( ug/L)	ON-COL ( ug/L)	
1 Dichlorodifluoromethane	85	1.371	1.371 (0.292)	428919	50.0000	27	
2 Chloromethane	50	1.530	1.530 (0.326)	492241	50.0000	35	
3 Vinyl Chloride	62	1.627	1.627 (0.346)	532898	50.0000	38	
4 Bromomethane	94	1.937	1.937 (0.412)	350034	50.0000	38	
5 Chloroethane	64	2.035	2.035 (0.433)	284973	50.0000	41	
6 Trichlorofluoromethane	101	2.266	2.266 (0.482)	782793	50.0000	43	
7 1,1-Dichloroethene	96	2.752	2.752 (0.586)	522290	50.0000	47	
9 Acetone	43	2.789	2.789 (0.593)	209209	50.0000	41	
8 1,1,2-Trichloro-1,2,2-trifluo	101	2.759	2.759 (0.587)	490750	50.0000	49	
10 Carbon Disulfide	76	2.953	2.953 (0.628)	1441867	50.0000	41	
11 Methyl Acetate	43	3.111	3.111 (0.662)	318753	50.0000	44	
12 Methylene Chloride	84	3.209	3.209 (0.683)	510671	50.0000	41	
13 trans-1,2-Dichloroethene	96	3.470	3.470 (0.738)	610117	50.0000	43	
14 Methyl tert-Butyl Ether	73	3.482	3.482 (0.741)	1419665	50.0000	41	
15 1,1-Dichloroethane	63	3.872	3.872 (0.824)	1180255	50.0000	43	
16 2-Butanone	43	4.480	4.480 (0.953)	276393	50.0000	43	

Data File: \\AVOGADRO\ORGANICS\organic\voa\V6.i\050603.B\V6D6421.D  
Report Date: 03-Jun-2005 12:18

						AMOUNTS	
QUANT SIG						CAL-AMT	ON-COL
Compounds	MASS	RT	EXP RT	REL RT	RESPONSE	( ug/L)	( ug/L)
=====	====	==	=====	=====	=====	=====	=====
17 cis-1,2-Dichloroethene	96	4.462	4.462	(0.950)	586279	50.0000	44
* 18 Bromochloromethane	128	4.699	4.699	(1.000)	407601	50.0000	
19 Chloroform	83	4.790	4.790	(1.019)	1233092	50.0000	43
20 1,1,1-Trichloroethane	97	4.979	4.979	(0.859)	1004768	50.0000	42
21 Cyclohexane	56	5.052	5.052	(0.872)	830329	50.0000	49
22 Carbon Tetrachloride	117	5.162	5.162	(0.891)	966470	50.0000	41
\$ 23 1,2-Dichloroethane-d4	65	5.301	5.301	(1.128)	1161644	50.0000	51
25 Benzene	78	5.374	5.374	(0.928)	2206007	50.0000	44
24 1,2-Dichloroethane	62	5.380	5.380	(1.145)	1165876	50.0000	43
* 26 1,4-Difluorobenzene	114	5.794	5.794	(1.000)	1978231	50.0000	
27 Trichloroethene	130	6.086	6.086	(1.050)	730553	50.0000	45
28 Methylcyclohexane	83	6.305	6.305	(1.088)	796134	50.0000	51
29 1,2-Dichloropropane	63	6.317	6.317	(1.090)	631573	50.0000	44
30 Bromodichloromethane	83	6.640	6.640	(1.146)	896572	50.0000	41
31 cis-1,3-Dichloropropene	75	7.169	7.169	(1.237)	747787	50.0000	42
32 4-Methyl-2-Pentanone	43	7.358	7.358	(0.791)	491901	50.0000	43
\$ 33 Toluene-d8	98	7.492	7.492	(0.805)	2571909	50.0000	54
34 Toluene	91	7.571	7.571	(0.814)	2533527	50.0000	45
35 trans-1,3-Dichloropropene	75	7.838	7.838	(1.353)	788644	50.0000	40
36 1,1,2-Trichloroethane	97	8.063	8.063	(1.392)	565511	50.0000	41
37 Tetrachloroethene	164	8.252	8.252	(0.887)	589242	50.0000	43
38 2-Hexanone	43	8.398	8.398	(0.903)	339815	50.0000	44
39 Dibromochloromethane	129	8.550	8.550	(1.476)	729419	50.0000	41
40 1,2-Dibromoethane	107	8.684	8.684	(0.933)	616456	50.0000	42
* 42 Chlorobenzene-d5	117	9.304	9.304	(1.000)	1893817	50.0000	
43 Chlorobenzene	112	9.341	9.341	(1.004)	1800494	50.0000	44
44 Ethylbenzene	106	9.499	9.499	(1.021)	929651	50.0000	45
45 m,p-Xylene	106	9.663	9.663	(1.039)	2345638	100.0000	90
46 o-Xylene	106	10.186	10.186	(1.095)	1086981	50.0000	45
47 Styrene	104	10.205	10.205	(1.097)	1423438	50.0000	45
48 Bromoform	173	10.424	10.424	(1.799)	474977	50.0000	40
49 Isopropylbenzene	105	10.679	10.679	(1.148)	2828029	50.0000	46
\$ 50 Bromofluorobenzene	95	10.862	10.862	(1.167)	1070541	50.0000	54
51 1,1,2,2-Tetrachloroethane	83	11.056	11.056	(1.188)	653258	50.0000	39
M 41 Xylene (Total)	106				3432619	50.0000	140
52 1,3-Dichlorobenzene	146	12.206	12.206	(1.312)	1430498	50.0000	43
53 1,4-Dichlorobenzene	146	12.310	12.310	(1.323)	1555747	50.0000	44
54 1,2-Dichlorobenzene	146	12.741	12.741	(1.369)	1400651	50.0000	43
55 1,2-Dibromo-3-chloropropane	75	13.624	13.624	(1.464)	132425	50.0000	38
56 1,2,4-Trichlorobenzene	180	14.548	14.548	(1.564)	793909	50.0000	44

KL  
6/22/05

Data File: \\AVOCADRO\ORGANICS\organic\voa\V6.1\050606.B\V6D6451.D

Date : 06-JUN-2005 09:40

Client ID: VSTD0506X

Sample Info: ,VSTD0506X,VSTD0506X

Purge Volume: 5.0

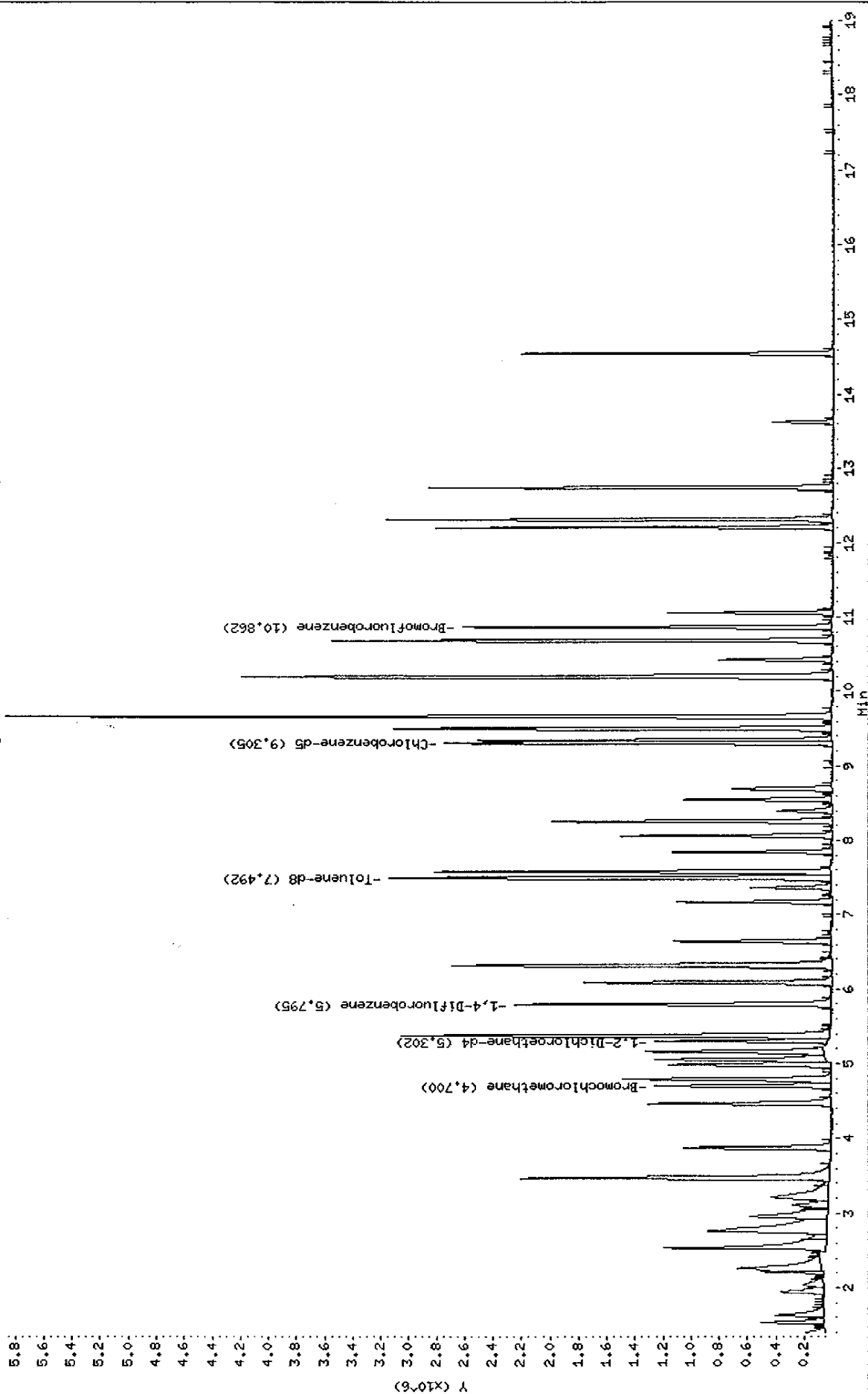
Column phase: DB-624

Instrument: V6.i

Operator: SB SRC: SB

Column diameter: 0.25

\\AVOCADRO\ORGANICS\organic\voa\V6.1\050606.B\V6D6451.D



Data File: \\AVOGADRO\ORGANICS\organic\voa\V6.i\050606.B\V6D6451.D  
 Report Date: 07-Jun-2005 10:14

Mitkem Corporation

CLP OLM4.X - Water and Medium Soils

Data file : \\AVOGADRO\ORGANICS\organic\voa\V6.i\050606.B\V6D6451.D  
 Lab Smp Id: VSTD0506X Client Smp ID: VSTD0506X  
 Inj Date : 06-JUN-2005 09:40  
 Operator : SB SRC: SB Inst ID: V6.i  
 Smp Info : ,VSTD0506X,VSTD0506X  
 Misc Info : ,1,3  
 Comment :  
 Method : \\AVOGADRO\ORGANICS\organic\voa\V6.i\050606.B\v6clp4s.m  
 Meth Date : 06-Jun-2005 12:33 mtl Quant Type: ISTD  
 Cal Date : 06-JUN-2005 09:40 Cal File: V6D6451.D  
 Als bottle: 1 Calibration Sample, Level: 3  
 Dil Factor: 1.00000  
 Integrator: HP RTE Compound Sublist: CLP4\_THF.sub  
 Target Version: 4.03  
 Processing Host: TARGET3

Concentration Formula: Amt \* DF \* Uf \* 5/Vo

Name	Value	Description
DF	1.000	Dilution Factor
Uf	1.000	ng unit correction factor
Vo	5.000	Sample Volume purged (mL)

Compounds	QUANT SIG	RT	EXP RT	REL RT	RESPONSE	AMOUNTS	
						CAL-AMT ( ug/L)	ON-COL ( ug/L)
1 Dichlorodifluoromethane	85	1.372	1.372	(0.292)	765309	50.0000	47
2 Chloromethane	50	1.530	1.530	(0.326)	620317	50.0000	47
3 Vinyl Chloride	62	1.634	1.634	(0.348)	606639	50.0000	47
4 Bromomethane	94	1.950	1.950	(0.415)	386099	50.0000	52
5 Chloroethane	64	2.053	2.053	(0.437)	282654	50.0000	49
6 Trichlorofluoromethane	101	2.266	2.266	(0.482)	843833	50.0000	51
7 1,1-Dichloroethene	96	2.753	2.753	(0.586)	490686	50.0000	47
8 1,1,2-Trichloro-1,2,2-trifluo	101	2.765	2.765	(0.588)	507687	50.0000	52
9 Acetone	43	2.796	2.796	(0.595)	197528	50.0000	50
10 Carbon Disulfide	76	2.954	2.954	(0.628)	1501040	50.0000	47
11 Methyl Acetate	43	3.106	3.106	(0.661)	288222	50.0000	44
12 Methylene Chloride	84	3.221	3.221	(0.685)	504149	50.0000	46
13 trans-1,2-Dichloroethene	96	3.465	3.465	(0.737)	594267	50.0000	47
14 Methyl tert-Butyl Ether	73	3.483	3.483	(0.741)	1403409	50.0000	47
15 1,1-Dichloroethane	63	3.872	3.872	(0.824)	1154961	50.0000	48
17 cis-1,2-Dichloroethene	96	4.463	4.463	(0.950)	563952	50.0000	48



Data File: \\AVOGADRO\ORGANICS\organic\voa\V6.i\050606.B\V6D6451.D  
Report Date: 07-Jun-2005 10:14

						AMOUNTS		
		QUANT SIG					CAL-AMT	ON-COL
Compounds	MASS	RT	EXP RT	REL RT	RESPONSE	( ug/L)	( ug/L)	
=====	----	==	-----	-----	-----	-----	-----	
16 2-Butanone	43	4.475	4.475	(0.952)	261634	50.0000	52	
* 18 Bromochloromethane	128	4.700	4.700	(1.000)	396775	50.0000		
76 Tetrahydrofuran	72	4.773	4.773	(1.016)	67681	250.000	240	
19 Chloroform	83	4.791	4.791	(1.019)	1248096	50.0000	47	
20 1,1,1-Trichloroethane	97	4.986	4.986	(0.860)	987710	50.0000	46	
21 Cyclohexane	56	5.053	5.053	(0.872)	821559	50.0000	48	
22 Carbon Tetrachloride	117	5.162	5.162	(0.891)	1001869	50.0000	47	
\$ 23 1,2-Dichloroethane-d4	65	5.302	5.302	(1.128)	1152070	50.0000	48	
25 Benzene	78	5.375	5.375	(0.928)	2059083	50.0000	47	
24 1,2-Dichloroethane	62	5.381	5.381	(1.145)	1136645	50.0000	47	
* 26 1,4-Difluorobenzene	114	5.795	5.795	(1.000)	1946418	50.0000		
27 Trichloroethene	130	6.087	6.087	(1.050)	698817	50.0000	48	
28 Methylcyclohexane	83	6.306	6.306	(1.088)	805091	50.0000	49	
29 1,2-Dichloropropane	63	6.324	6.324	(1.091)	604336	50.0000	47	
30 Bromodichloromethane	83	6.640	6.640	(1.146)	855368	50.0000	46	
31 cis-1,3-Dichloropropene	75	7.170	7.170	(1.237)	695830	50.0000	47	
32 4-Methyl-2-Pentanone	43	7.358	7.358	(0.791)	459874	50.0000	51	
\$ 33 Toluene-d8	98	7.492	7.492	(0.805)	2503001	50.0000	50	
34 Toluene	91	7.571	7.571	(0.814)	2378438	50.0000	50	
35 trans-1,3-Dichloropropene	75	7.845	7.845	(1.354)	750563	50.0000	46	
36 1,1,2-Trichloroethane	97	8.064	8.064	(1.392)	545347	50.0000	46	
37 Tetrachloroethene	164	8.259	8.259	(0.888)	565055	50.0000	48	
38 2-Hexanone	43	8.399	8.399	(0.903)	309502	50.0000	51	
39 Dibromochloromethane	129	8.557	8.557	(1.477)	707004	50.0000	47	
40 1,2-Dibromoethane	107	8.691	8.691	(0.934)	574128	50.0000	46	
* 42 Chlorobenzene-d5	117	9.305	9.305	(1.000)	1808101	50.0000		
43 Chlorobenzene	112	9.341	9.341	(1.004)	1674791	50.0000	47	
44 Ethylbenzene	106	9.506	9.506	(1.022)	863895	50.0000	50	
45 m,p-Xylene	106	9.664	9.664	(1.039)	2201687	100.000	100	
46 o-Xylene	106	10.187	10.187	(1.095)	1016938	50.0000	51	
47 Styrene	104	10.205	10.205	(1.097)	1371081	50.0000	50	
48 Bromoform	173	10.424	10.424	(1.799)	475142	50.0000	46	
49 Isopropylbenzene	105	10.680	10.680	(1.148)	2653675	50.0000	52	
\$ 50 Bromofluorobenzene	95	10.862	10.862	(1.167)	1030535	50.0000	50	
51 1,1,2,2-Tetrachloroethane	83	11.057	11.057	(1.188)	612067	50.0000	45	
M 41 Xylene (Total)	106				3218625	50.0000	150	
52 1,3-Dichlorobenzene	146	12.201	12.201	(1.311)	1333811	50.0000	49	
53 1,4-Dichlorobenzene	146	12.310	12.310	(1.323)	1448309	50.0000	50	
54 1,2-Dichlorobenzene	146	12.742	12.742	(1.369)	1345826	50.0000	50	
55 1,2-Dibromo-3-chloropropane	75	13.624	13.624	(1.464)	132575	50.0000	46	
56 1,2,4-Trichlorobenzene	180	14.555	14.555	(1.564)	731232	50.0000	50	

50  
6/7/05

Data File: \\Avogadro\Organics\organic\voa\V6.i\050607.B\V6D6481.D

Date : 07-JUN-2005 09:57

Client ID: VSTID0506Y

Sample Info: VSTID0506Y,VSTID0506Y

Purge Volume: 5.0

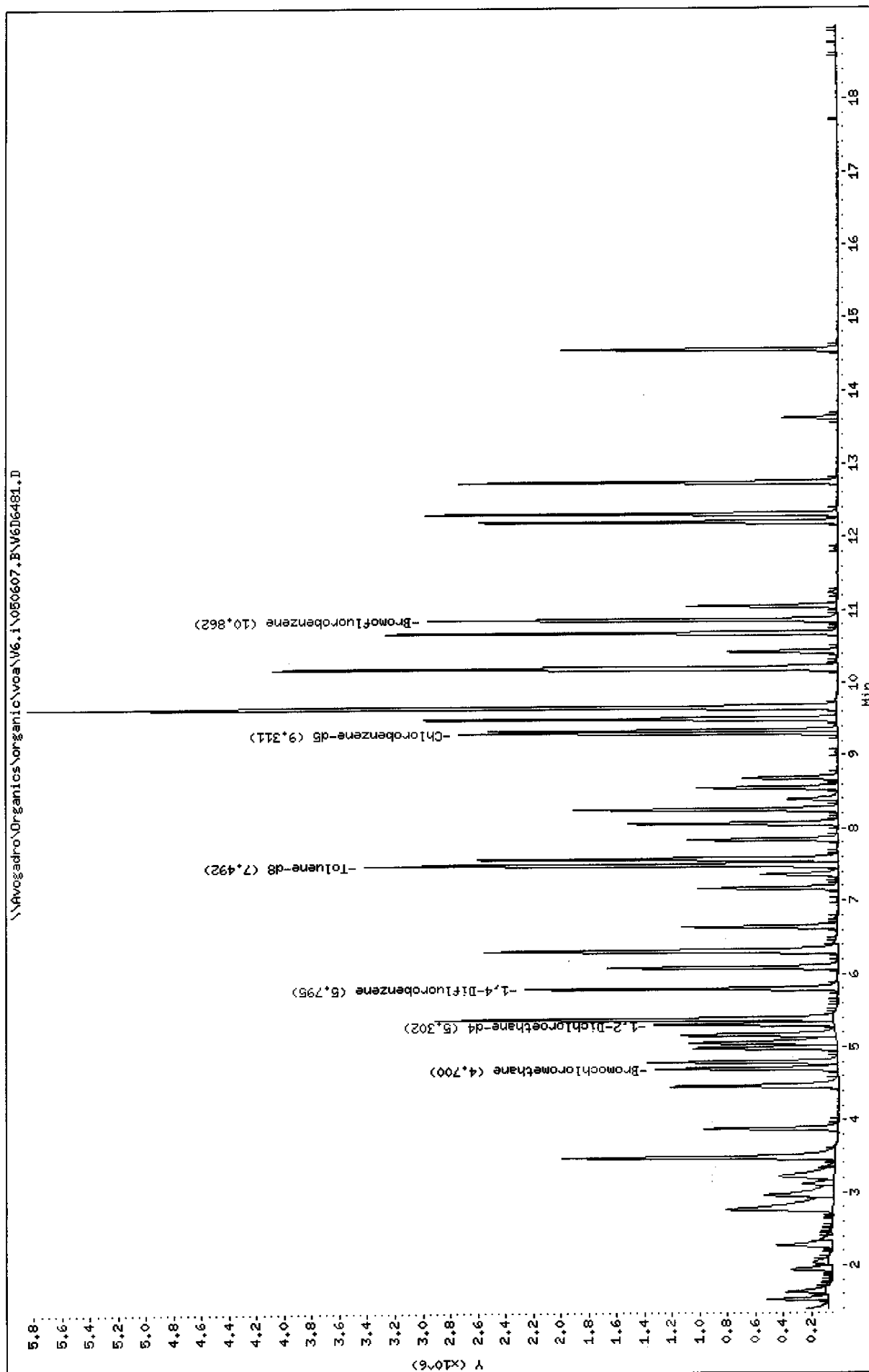
Column Phase: DB-624

Instrument: V6.i

Operator: SB SRC: SB

Column diameter: 0.25

\\Avogadro\Organics\organic\voa\V6.i\050607.B\V6D6481.D



Data File: \\AVOGADRO\ORGANICS\organic\voa\V6.i\050607.B\V6D6481.D  
 Report Date: 15-Jun-2005 17:15

Mitkem Corporation

CLP OLM4.X - Water and Medium Soils

Data file : \\AVOGADRO\ORGANICS\organic\voa\V6.i\050607.B\V6D6481.D  
 Lab Smp Id: VSTD0506Y Client Smp ID: VSTD0506Y  
 Inj Date : 07-JUN-2005 09:57  
 Operator : SB SRC: SB Inst ID: V6.i  
 Smp Info : ,VSTD0506Y,VSTD0506Y  
 Misc Info : ,1,3  
 Comment :  
 Method : \\AVOGADRO\ORGANICS\organic\voa\V6.i\050607.B\v6clp4s.m  
 Meth Date : 15-Jun-2005 17:15 mtl Quant Type: ISTD  
 Cal Date : 07-JUN-2005 09:57 Cal File: V6D6481.D  
 Als bottle: 1 Continuing Calibration Sample  
 Dil Factor: 1.00000  
 Integrator: HP RTE Compound Sublist: CLP4.sub  
 Target Version: 4.03  
 Processing Host: TARGET6

Concentration Formula: Amt \* DF \* Uf \* 5/Vo

Name	Value	Description
DF	1.000	Dilution Factor
Uf	1.000	ng unit correction factor
Vo	5.000	Sample Volume purged (mL)

Compounds	QUANT SIG	RT	EXP RT	REL RT	RESPONSE	AMOUNTS	
						CAL-AMT ( ug/L)	ON-COL ( ug/L)
1 Dichlorodifluoromethane	85	1.372	1.372	(0.292)	743111	50.0000	45
2 Chloromethane	50	1.530	1.530	(0.326)	574203	50.0000	43
3 Vinyl Chloride	62	1.634	1.634	(0.348)	555853	50.0000	43
4 Bromomethane	94	1.944	1.944	(0.414)	348465	50.0000	46
5 Chloroethane	64	2.047	2.047	(0.436)	280140	50.0000	48
6 Trichlorofluoromethane	101	2.273	2.273	(0.484)	596846	50.0000	35
7 1,1-Dichloroethene	96	2.759	2.759	(0.587)	438771	50.0000	42
9 Acetone	43	2.796	2.796	(0.595)	195850	50.0000	49
8 1,1,2-Trichloro-1,2,2-trifluo	101	2.777	2.777	(0.591)	471042	50.0000	47
10 Carbon Disulfide	76	2.954	2.954	(0.629)	1347942	50.0000	41
11 Methyl Acetate	43	3.112	3.112	(0.662)	291213	50.0000	43
12 Methylene Chloride	84	3.209	3.209	(0.683)	486939	50.0000	43
13 trans-1,2-Dichloroethene	96	3.471	3.471	(0.739)	546712	50.0000	42
14 Methyl tert-Butyl Ether	73	3.483	3.483	(0.741)	1341755	50.0000	44
15 1,1-Dichloroethane	63	3.878	3.878	(0.825)	1069425	50.0000	44
16 2-Butanone	43	4.487	4.487	(0.955)	257017	50.0000	50

Data File: \\AVOGADRO\ORGANICS\organic\voa\V6.i\050607.B\V6D6481.D  
Report Date: 15-Jun-2005 17:15

Compounds	QUANT SIG					AMOUNTS	
	MASS	RT	EXP RT	REL RT	RESPONSE	CAL-AMT ( ug/L)	ON-COL ( ug/L)
=====	=====	==	=====	=====	=====	=====	=====
17 cis-1,2-Dichloroethene	96	4.463	4.463	(0.950)	523400	50.0000	44
* 18 Bromochloromethane	128	4.700	4.700	(1.000)	404445	50.0000	
19 Chloroform	83	4.791	4.791	(1.019)	1164205	50.0000	43
20 1,1,1-Trichloroethane	97	4.986	4.986	(0.860)	850956	50.0000	41
21 Cyclohexane	56	5.059	5.059	(0.873)	711133	50.0000	42
22 Carbon Tetrachloride	117	5.162	5.162	(0.891)	872748	50.0000	42
\$ 23 1,2-Dichloroethane-d4	65	5.302	5.302	(1.128)	1251617	50.0000	51
25 Benzene	78	5.375	5.375	(0.928)	1946255	50.0000	46
24 1,2-Dichloroethane	62	5.387	5.387	(1.146)	1121451	50.0000	46
* 26 1,4-Difluorobenzene	114	5.795	5.795	(1.000)	1915235	50.0000	
27 Trichloroethene	130	6.087	6.087	(1.050)	628472	50.0000	44
28 Methylcyclohexane	83	6.312	6.312	(1.089)	702358	50.0000	44
29 1,2-Dichloropropane	63	6.324	6.324	(1.091)	581580	50.0000	46
30 Bromodichloromethane	83	6.640	6.640	(1.146)	822220	50.0000	45
31 cis-1,3-Dichloropropene	75	7.170	7.170	(1.237)	647376	50.0000	44
32 4-Methyl-2-Pentanone	43	7.364	7.364	(0.791)	439161	50.0000	48
\$ 33 Toluene-d8	98	7.492	7.492	(0.805)	2717954	50.0000	54
34 Toluene	91	7.577	7.577	(0.814)	2213484	50.0000	47
35 trans-1,3-Dichloropropene	75	7.845	7.845	(1.354)	693380	50.0000	43
36 1,1,2-Trichloroethane	97	8.064	8.064	(1.392)	534160	50.0000	45
37 Tetrachloroethene	164	8.259	8.259	(0.888)	520571	50.0000	44
38 2-Hexanone	43	8.399	8.399	(0.903)	286601	50.0000	47
39 Dibromochloromethane	129	8.557	8.557	(1.477)	690074	50.0000	46
40 1,2-Dibromoethane	107	8.691	8.691	(0.934)	575918	50.0000	46
* 42 Chlorobenzene-d5	117	9.305	9.305	(1.000)	1812708	50.0000	
43 Chlorobenzene	112	9.341	9.341	(1.004)	1630688	50.0000	46
44 Ethylbenzene	106	9.506	9.506	(1.022)	802075	50.0000	46
45 m,p-Xylene	106	9.664	9.664	(1.039)	2096155	100.000	95
46 o-Xylene	106	10.187	10.187	(1.095)	947912	50.0000	47
47 Styrene	104	10.205	10.205	(1.097)	1254452	50.0000	46
48 Bromoform	173	10.424	10.424	(1.799)	456937	50.0000	45
49 Isopropylbenzene	105	10.680	10.680	(1.148)	2438722	50.0000	48
\$ 50 Bromofluorobenzene	95	10.862	10.862	(1.167)	1100372	50.0000	53
51 1,1,2,2-Tetrachloroethane	83	11.057	11.057	(1.188)	579890	50.0000	43
M 41 Xylene (Total)	106				3044067	50.0000	140
52 1,3-Dichlorobenzene	146	12.207	12.207	(1.312)	1247317	50.0000	46
53 1,4-Dichlorobenzene	146	12.310	12.310	(1.323)	1382688	50.0000	47
54 1,2-Dichlorobenzene	146	12.742	12.742	(1.369)	1236825	50.0000	46
55 1,2-Dibromo-3-chloropropane	75	13.624	13.624	(1.464)	119070	50.0000	41
56 1,2,4-Trichlorobenzene	180	14.555	14.555	(1.564)	629040	50.0000	43

KL  
6/27/05

Data File: \\AVOCADRO\ORGANICS\organic\voa\6.i\050623.B\6D6821.D

Date : 23-JUN-2005 09:25

Client ID: VSTD0506Q

Sample Info: VSTD0506Q,VSTD0506Q

Purge Volume: 5.0

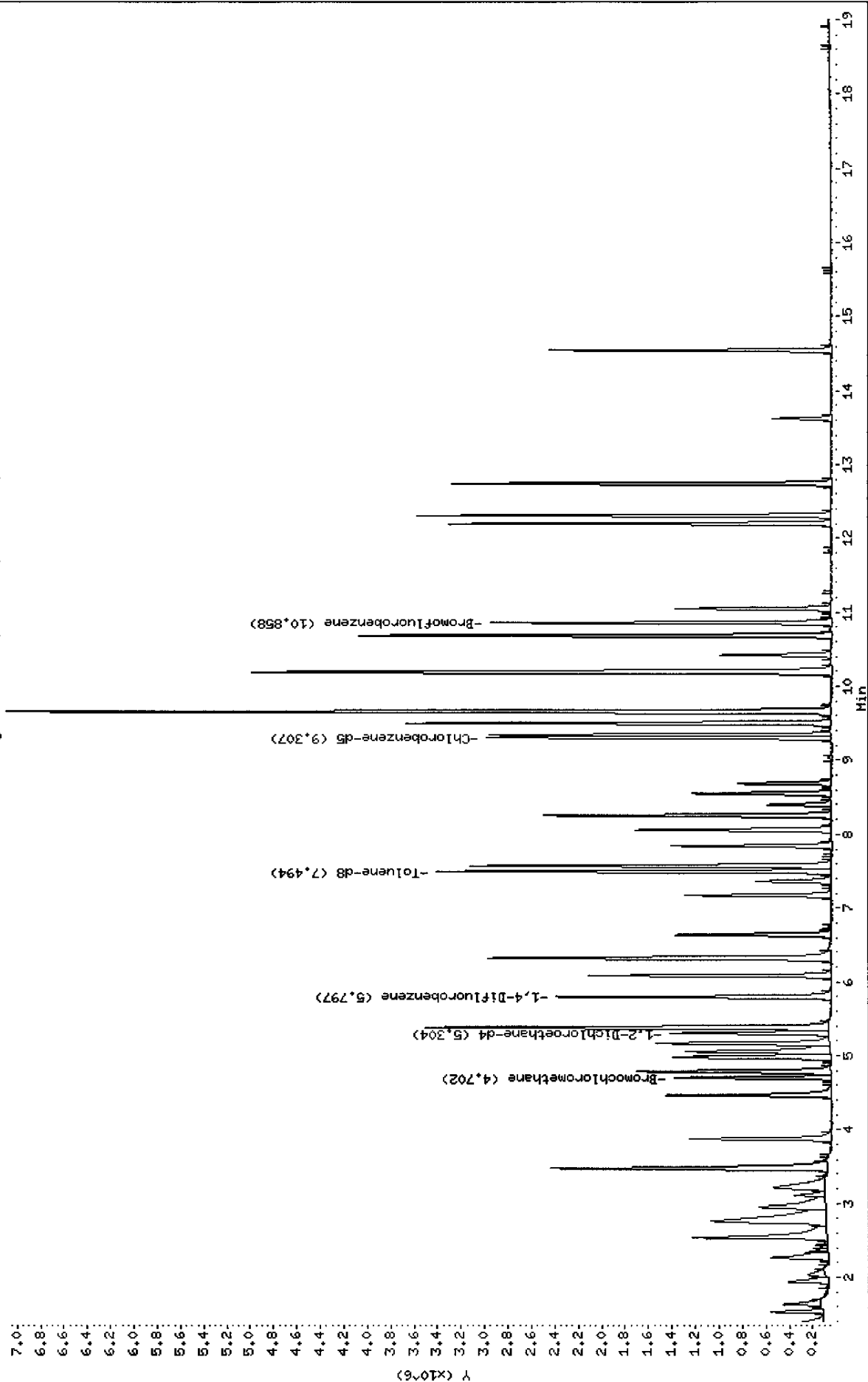
Column Phase: DB-624

Instrument: V6.i

Operator: SB SRC: SB

Column diameter: 0.25

\\AVOCADRO\ORGANICS\organic\voa\6.i\050623.B\6D6821.D



Data File: \\AVOGADRO\ORGANICS\organic\voa\V6.i\050623.B\V6D6821.D  
 Report Date: 24-Jun-2005 13:29

Mitkem Corporation

CLP OLM4.X - Water and Medium Soils

Data file : \\AVOGADRO\ORGANICS\organic\voa\V6.i\050623.B\V6D6821.D  
 Lab Smp Id: VSTD0506Q Client Smp ID: VSTD0506Q  
 Inj Date : 23-JUN-2005 09:25  
 Operator : SB SRC: SB Inst ID: V6.i  
 Smp Info : ,VSTD0506Q,VSTD0506Q  
 Misc Info : ,1,3  
 Comment :  
 Method : \\AVOGADRO\ORGANICS\organic\voa\V6.i\050623.B\v6clp4s.m  
 Meth Date : 24-Jun-2005 13:28 mtl Quant Type: ISTD  
 Cal Date : 23-JUN-2005 09:25 Cal File: V6D6821.D  
 Als bottle: 1 Continuing Calibration Sample  
 Dil Factor: 1.00000  
 Integrator: HP RTE Compound Sublist: CLP4.sub  
 Target Version: 4.03  
 Processing Host: TARGET3

Concentration Formula: Amt \* DF \* Uf \* 5/Vo

Name	Value	Description
DF	1.000	Dilution Factor
Uf	1.000	ng unit correction factor
Vo	5.000	Sample Volume purged (mL)

Compounds	QUANT SIG			AMOUNTS			
	MASS	RT	EXP RT REL RT	RESPONSE	CAL-AMT ( ug/L)	ON-COL ( ug/L)	
1 Dichlorodifluoromethane	85	1.368	1.368 (0.291)	852785	50.0000	50	
2 Chloromethane	50	1.526	1.526 (0.325)	659242	50.0000	48	
3 Vinyl Chloride	62	1.630	1.630 (0.347)	673188	50.0000	50	
4 Bromomethane	94	1.940	1.940 (0.413)	433323	50.0000	56	
5 Chloroethane	64	2.031	2.031 (0.432)	347782	50.0000	58	
6 Trichlorofluoromethane	101	2.269	2.269 (0.482)	1020847	50.0000	59	
7 1,1-Dichloroethene	96	2.749	2.749 (0.585)	585776	50.0000	54	
9 Acetone	43	2.792	2.792 (0.594)	304172	50.0000	74	
8 1,1,2-Trichloro-1,2,2-trifluo	101	2.767	2.767 (0.589)	568178	50.0000	56	
10 Carbon Disulfide	76	2.956	2.956 (0.629)	1658716	50.0000	50	
11 Methyl Acetate	43	3.108	3.108 (0.661)	361806	50.0000	52	
12 Methylene Chloride	84	3.224	3.224 (0.686)	594071	50.0000	52	
13 trans-1,2-Dichloroethene	96	3.467	3.467 (0.737)	655256	50.0000	49	
14 Methyl tert-Butyl Ether	73	3.485	3.485 (0.741)	1594570	50.0000	51	
15 1,1-Dichloroethane	63	3.875	3.875 (0.824)	1310962	50.0000	52	
16 2-Butanone	43	4.483	4.483 (0.953)	383379	50.0000	73	

Data File: \\AVOGADRO\ORGANICS\organic\voa\V6.i\050623.B\V6D6821.D  
Report Date: 24-Jun-2005 13:29

Compounds	QUANT SIG				RESPONSE	AMOUNTS	
	MASS	RT	EXP RT	REL RT		CAL-AMT ( ug/L)	ON-COL ( ug/L)
=====	=====	==	=====	=====	=====	=====	=====
17 cis-1,2-Dichloroethene	96	4.459	4.459	(0.948)	602797	50.0000	49
* 18 Bromochloromethane	128	4.702	4.702	(1.000)	413876	50.0000	
19 Chloroform	83	4.787	4.787	(1.018)	1452670	50.0000	53
20 1,1,1-Trichloroethane	97	4.982	4.982	(0.859)	1144292	50.0000	53
21 Cyclohexane	56	5.055	5.055	(0.872)	874304	50.0000	50
22 Carbon Tetrachloride	117	5.164	5.164	(0.891)	1151294	50.0000	53
\$ 23 1,2-Dichloroethane-d4	65	5.304	5.304	(1.128)	1308259	50.0000	52
25 Benzene	78	5.371	5.371	(0.927)	2267340	50.0000	51
24 1,2-Dichloroethane	62	5.383	5.383	(1.145)	1381066	50.0000	55
* 26 1,4-Difluorobenzene	114	5.797	5.797	(1.000)	1993213	50.0000	
27 Trichloroethene	130	6.083	6.083	(1.049)	765436	50.0000	51
28 Methylcyclohexane	83	6.308	6.308	(1.088)	805169	50.0000	48
29 1,2-Dichloropropane	63	6.320	6.320	(1.090)	646614	50.0000	49
30 Bromodichloromethane	83	6.636	6.636	(1.145)	1016367	50.0000	53
31 cis-1,3-Dichloropropene	75	7.166	7.166	(1.236)	797160	50.0000	52
32 4-Methyl-2-Pentanone	43	7.360	7.360	(0.791)	504481	50.0000	55
\$ 33 Toluene-d8	98	7.494	7.494	(0.805)	2598118	50.0000	51
34 Toluene	91	7.573	7.573	(0.814)	2628879	50.0000	55
35 trans-1,3-Dichloropropene	75	7.841	7.841	(1.353)	885681	50.0000	53
36 1,1,2-Trichloroethane	97	8.060	8.060	(1.390)	602763	50.0000	49
37 Tetrachloroethene	164	8.255	8.255	(0.887)	688409	50.0000	58
38 2-Hexanone	43	8.395	8.395	(0.902)	430458	50.0000	69
39 Dibromochloromethane	129	8.553	8.553	(1.475)	819051	50.0000	53
40 1,2-Dibromoethane	107	8.687	8.687	(0.933)	673546	50.0000	54
* 42 Chlorobenzene-d5	117	9.307	9.307	(1.000)	1836028	50.0000	
43 Chlorobenzene	112	9.344	9.344	(1.004)	1923986	50.0000	54
44 Ethylbenzene	106	9.502	9.502	(1.021)	953291	50.0000	54
45 m,p-Xylene	106	9.660	9.660	(1.038)	2481154	100.0000	110
46 o-Xylene	106	10.189	10.189	(1.095)	1125710	50.0000	55
47 Styrene	104	10.201	10.201	(1.096)	1512187	50.0000	55
48 Bromoform	173	10.420	10.420	(1.798)	560611	50.0000	53
49 Isopropylbenzene	105	10.682	10.682	(1.148)	3039022	50.0000	59
\$ 50 Bromofluorobenzene	95	10.858	10.858	(1.167)	1085485	50.0000	52
51 1,1,2,2-Tetrachloroethane	83	11.053	11.053	(1.188)	690626	50.0000	50
M 41 Xylene (Total)	106				3606864	50.0000	170
52 1,3-Dichlorobenzene	146	12.203	12.203	(1.311)	1455139	50.0000	53
53 1,4-Dichlorobenzene	146	12.312	12.312	(1.323)	1643159	50.0000	55
54 1,2-Dichlorobenzene	146	12.744	12.744	(1.369)	1469257	50.0000	54
55 1,2-Dibromo-3-chloropropane	75	13.620	13.620	(1.463)	154451	50.0000	53
56 1,2,4-Trichlorobenzene	180	14.551	14.551	(1.563)	764739	50.0000	52

SB  
6/24/05

Date : 01-JUN-2005 09:42

Client ID: BFB6Q

Instrument: v6.i

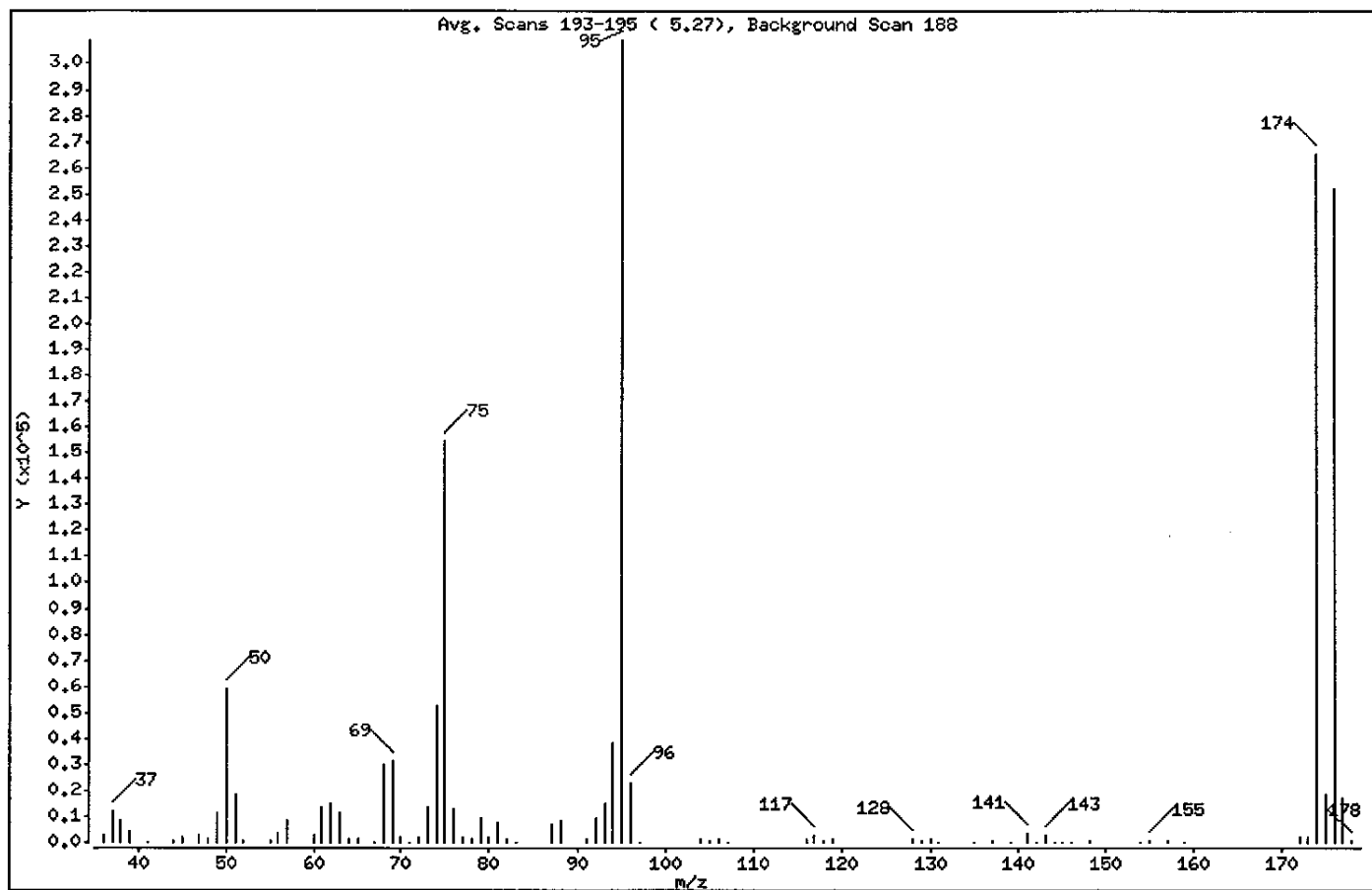
Sample Info: ,BFB6Q,BFB6Q

Operator: SB

Column phase: DB-624

Column diameter: 0.25

1 bfb



m/e	ION ABUNDANCE CRITERIA	% RELATIVE ABUNDANCE
95	Base Peak, 100% relative abundance	100.00
50	8.00 - 40.00% of mass 95	19.17
75	30.00 - 66.00% of mass 95	50.06
96	5.00 - 9.00% of mass 95	7.27
173	Less than 2.00% of mass 174	0.79 ( 0.92)
174	50.00 - 120.00% of mass 95	86.03
175	4.00 - 9.00% of mass 174	6.06 ( 7.04)
176	93.00 - 101.00% of mass 174	81.50 ( 94.73)
177	5.00 - 9.00% of mass 176	5.60 ( 6.87)

**COPY**

Original Documents Are Included in CSF \_\_\_\_\_

Signed: \_\_\_\_\_ Date: \_\_\_\_\_



Date : 01-JUN-2005 09:42

Client ID: BFB6Q

Instrument: v6.i

Sample Info: ,BFB6Q,BFB6Q

Operator: SB

Column phase: DB-624

Column diameter: 0.25

Data File: V6D6360.D

Spectrum: Avg. Scans 193-195 ( 5.27), Background Scan 188

Location of Maximum: 95.00

Number of points: 81

m/z	Y	m/z	Y	m/z	Y	m/z	Y
-----							
36.00	2905	65.00	1399	92.00	8998	141.00	3747
37.00	12246	67.00	323	93.00	14623	142.00	210
38.00	8509	68.00	29992	94.00	38104	143.00	2937
39.00	4499	69.00	31480	95.00	308864	144.00	247
41.00	182	70.00	2261	96.00	22456	145.00	345
-----							
44.00	633	71.00	278	97.00	180	146.00	271
45.00	1958	72.00	2001	104.00	1388	148.00	637
47.00	3081	73.00	13403	105.00	850	154.00	186
48.00	1725	74.00	52496	106.00	1130	155.00	871
49.00	11553	75.00	154624	107.00	342	157.00	705
-----							
50.00	59216	76.00	13075	116.00	1590	159.00	192
51.00	18512	77.00	2237	117.00	2672	172.00	1877
52.00	851	78.00	1603	118.00	782	173.00	2445
55.00	923	79.00	9281	119.00	1488	174.00	265728
56.00	3714	80.00	2433	128.00	1642	175.00	18712
-----							
57.00	8459	81.00	7988	129.00	557	176.00	251712
60.00	2839	82.00	1522	130.00	1232	177.00	17288
61.00	13774	83.00	340	131.00	180	178.00	381
62.00	15085	87.00	7385	135.00	316		
63.00	11257	88.00	8555	137.00	372		
-----							
64.00	1608	91.00	1217	139.00	184		
-----							

Data File: \\AVOCADRO\ORGANICS\organic\voa\V6.i\050601.B\V6D6360.D

Page 1

Date : 01-JUN-2005 09:42

Client ID: BFB6Q

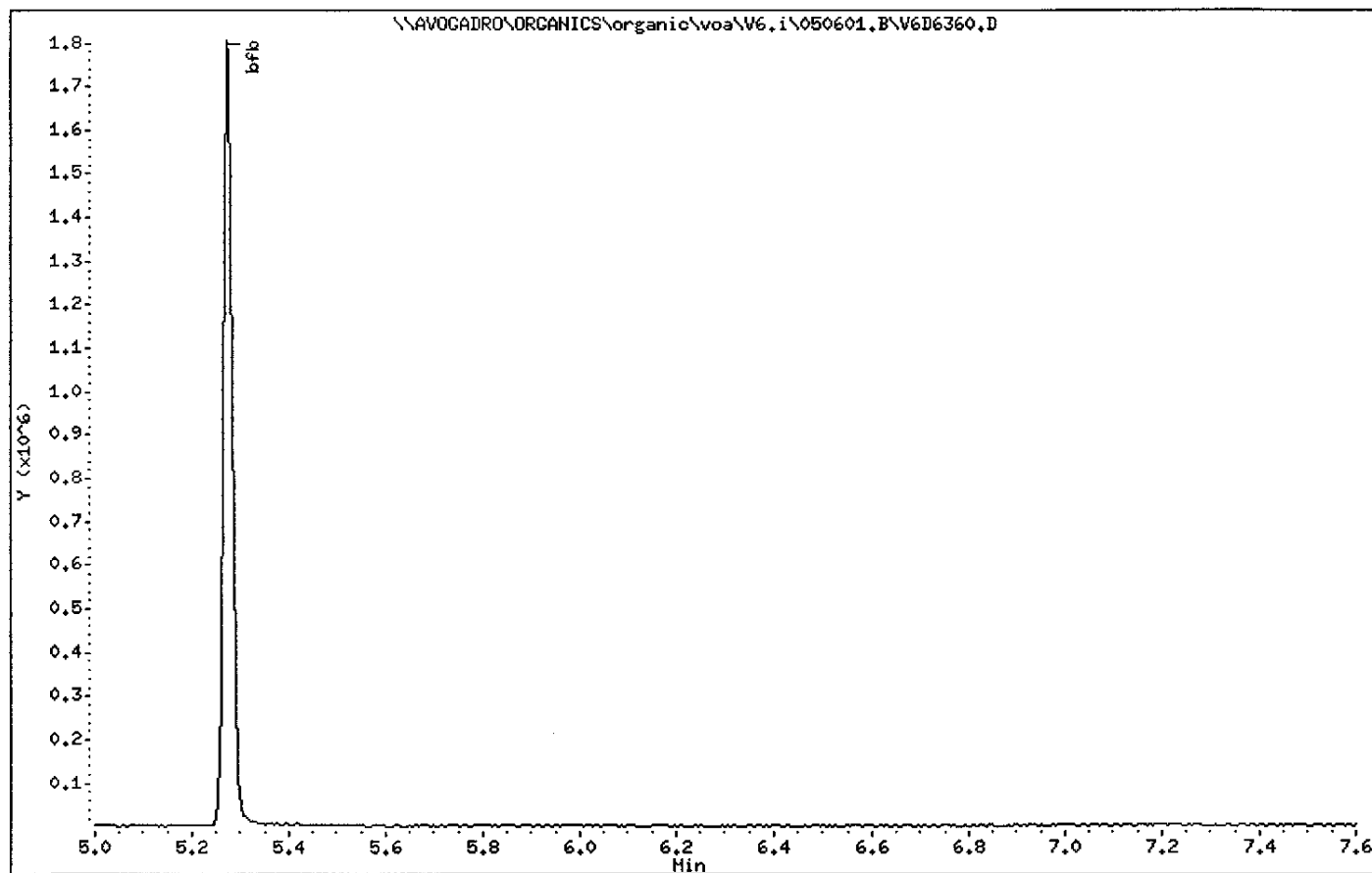
Instrument: v6.i

Sample Info: ,BFB6Q,BFB6Q

Operator: SB

Column phase: DB-624

Column diameter: 0,25



Date : 01-JUN-2005 12:39

Client ID: BFB6R

Instrument: v6.i

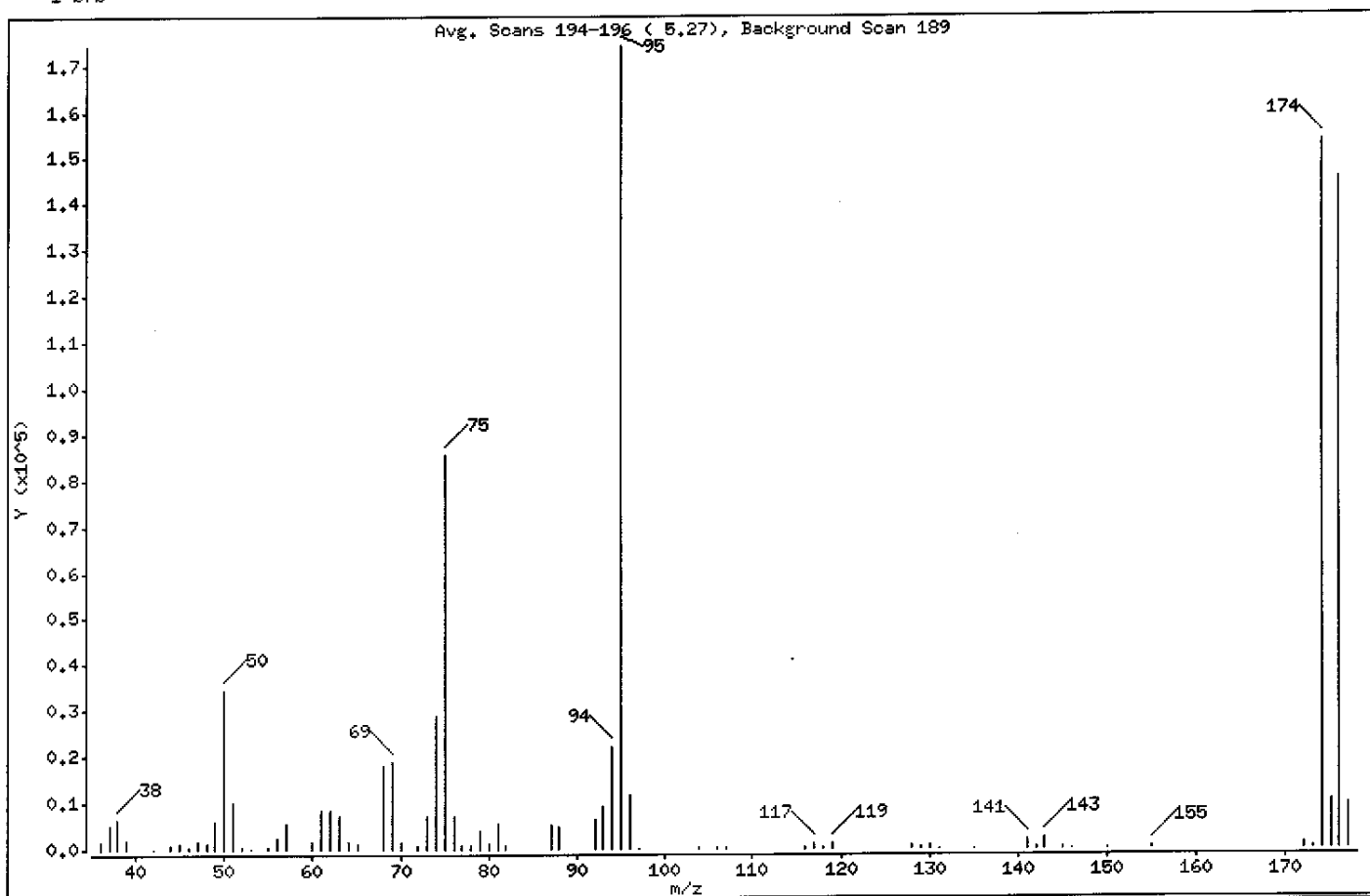
Sample Info: ,BFB6R,BFB6R

Operator: SB

Column phase: DB-624

Column diameter: 0.25

1 bfb



m/e	ION ABUNDANCE CRITERIA	% RELATIVE ABUNDANCE
95	Base Peak, 100% relative abundance	100.00
50	8.00 - 40.00% of mass 95	19.91
75	30.00 - 66.00% of mass 95	49.05
96	5.00 - 9.00% of mass 95	6.63
173	Less than 2.00% of mass 174	0.22 ( 0.25)
174	50.00 - 120.00% of mass 95	88.03
175	4.00 - 9.00% of mass 174	5.91 ( 6.71)
176	93.00 - 101.00% of mass 174	83.51 ( 94.87)
177	5.00 - 9.00% of mass 176	5.48 ( 6.56)

Date : 01-JUN-2005 12:39

Client ID: BFB6R

Instrument: v6.i

Sample Info: ,BFB6R,BFB6R

Operator: SB

Column phase: DB-624

Column diameter: 0.25

Data File: V6D6370.D

Spectrum: Avg. Scans 194-196 ( 5.27), Background Scan 189

Location of Maximum: 95.00

Number of points: 71

m/z	Y	m/z	Y	m/z	Y	m/z	Y
-----							
36.00	1656	60.00	1777	81.00	5516	129.00	232
37.00	5238	61.00	8372	82.00	770	130.00	857
38.00	6618	62.00	8629	87.00	5387	131.00	174
39.00	2013	63.00	7128	88.00	4662	135.00	178
42.00	194	64.00	1506	92.00	6294	141.00	2017
-----							
44.00	613	65.00	1311	93.00	9134	142.00	399
45.00	1136	68.00	17872	94.00	22200	143.00	2554
46.00	269	69.00	18808	95.00	174272	145.00	262
47.00	1416	70.00	1635	96.00	11558	146.00	183
48.00	1302	72.00	621	97.00	191	150.00	177
-----							
49.00	6147	73.00	7226	104.00	469	155.00	571
50.00	34696	74.00	28768	106.00	503	172.00	1322
51.00	10079	75.00	85488	107.00	226	173.00	380
52.00	451	76.00	7161	116.00	270	174.00	153408
53.00	198	77.00	894	117.00	1251	175.00	10292
-----							
55.00	278	78.00	750	118.00	313	176.00	145536
56.00	2407	79.00	4140	119.00	1099	177.00	9548
57.00	5742	80.00	1369	128.00	720		
-----							

Date : 01-JUN-2005 12:39

Client ID: BFB6R

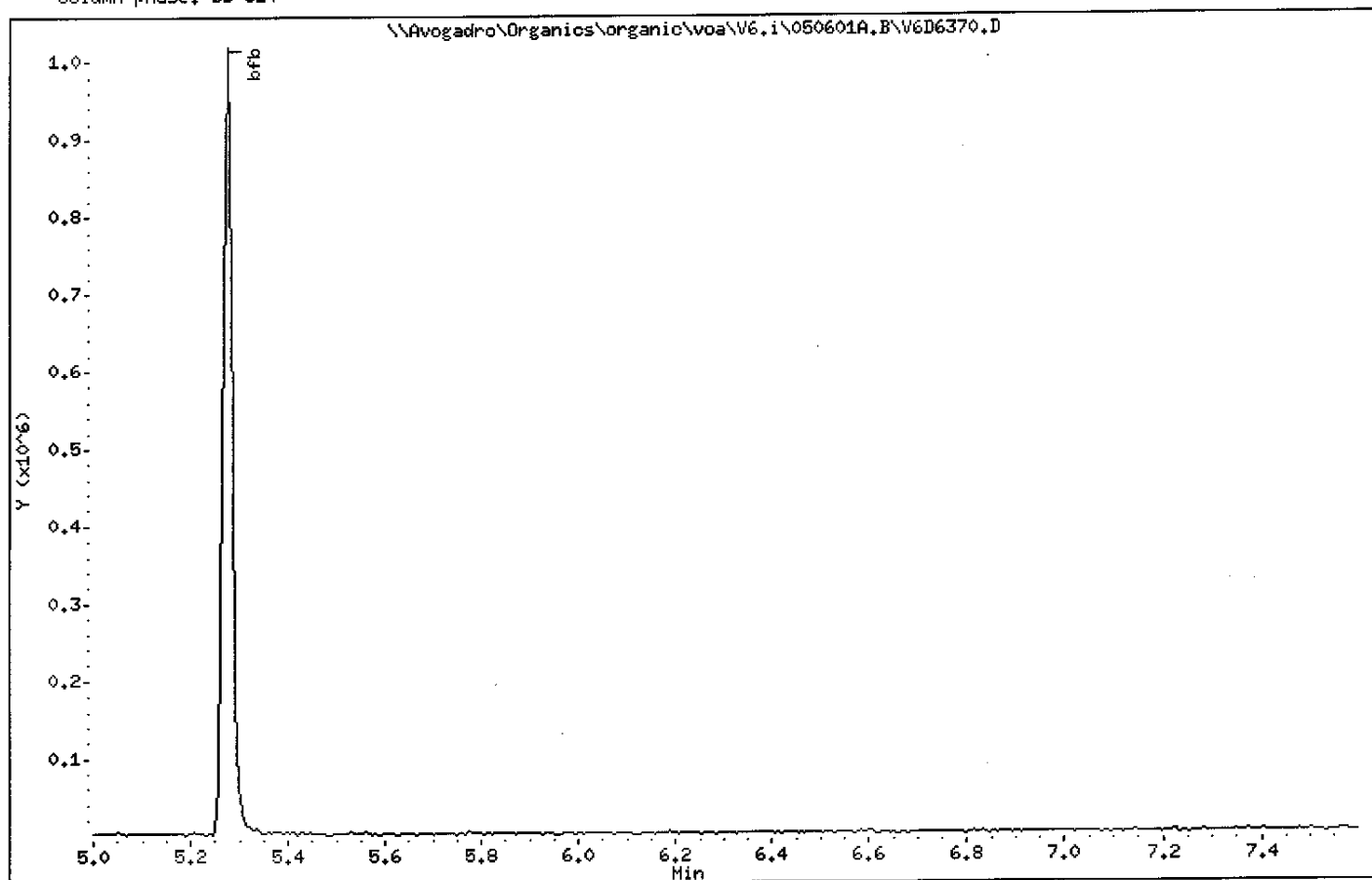
Instrument: v6.i

Sample Info: ,BFB6R,BFB6R

Operator: SB

Column phase: DB-624

Column diameter: 0.25



Date : 02-JUN-2005 09:12

Client ID: BFB6T

Instrument: v6.i

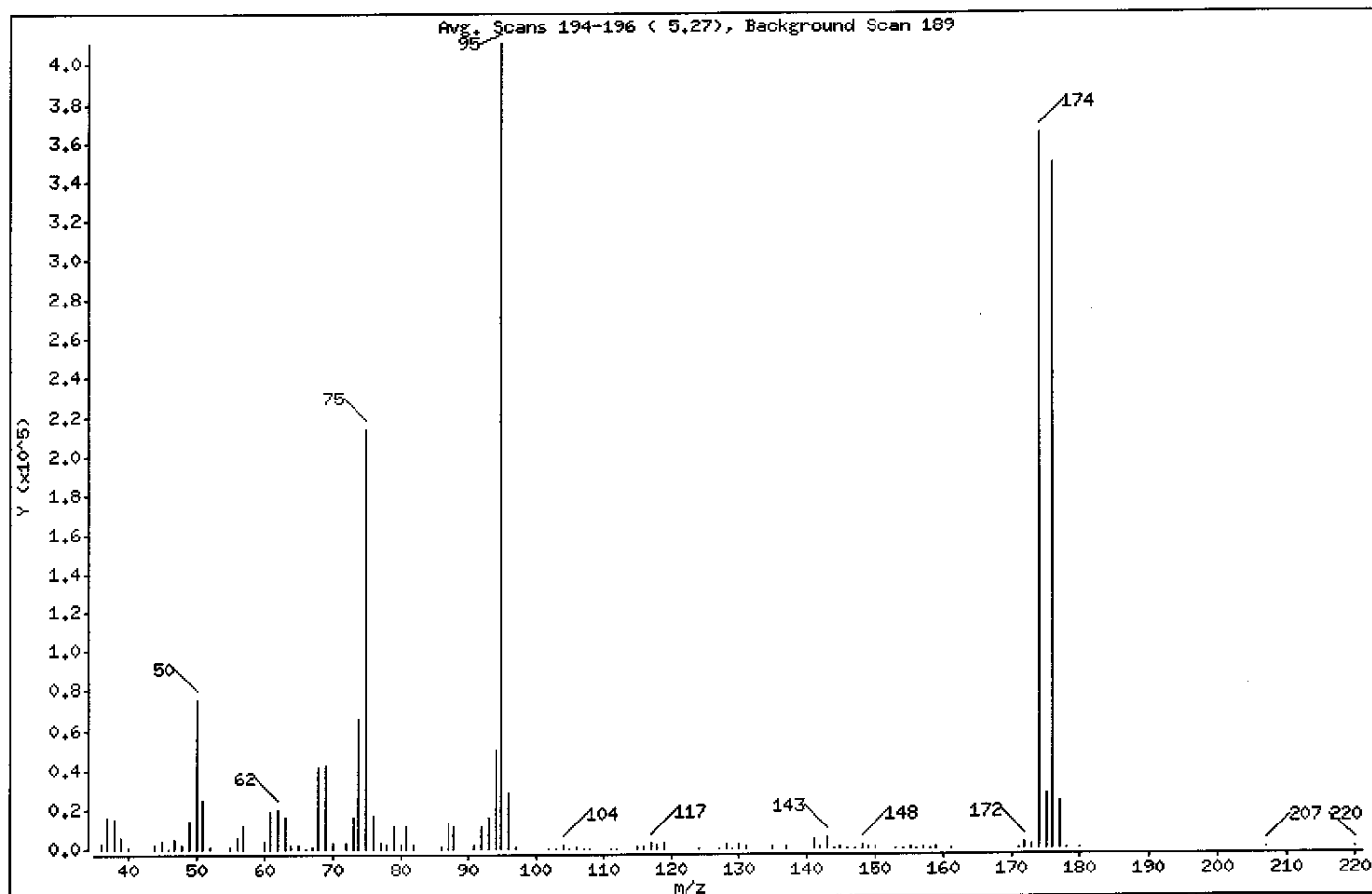
Sample Info: ,BFB6T,BFB6T

Operator: SB

Column phase: DB-624

Column diameter: 0.25

1 bfb



m/e	ION ABUNDANCE CRITERIA	% RELATIVE ABUNDANCE
95	Base Peak, 100% relative abundance	100.00
50	8.00 - 40.00% of mass 95	18.43
75	30.00 - 66.00% of mass 95	52.04
96	5.00 - 9.00% of mass 95	6.84
173	Less than 2.00% of mass 174	0.51 ( 0.58)
174	50.00 - 120.00% of mass 95	88.68
175	4.00 - 9.00% of mass 174	6.72 ( 7.58)
176	93.00 - 101.00% of mass 174	84.94 ( 95.78)
177	5.00 - 9.00% of mass 176	5.79 ( 6.81)

Date : 02-JUN-2005 09:12

Client ID: BFB6T

Instrument: v6.i

Sample Info: ,BFB6T,BFB6T

Operator: SB

Column phase: DB-624

Column diameter: 0,25

Data File: V6D6390.D

Spectrum: Avg. Scans 194-196 ( 5,27), Background Scan 189

Location of Maximum: 95,00

Number of points: 100

m/z	Y	m/z	Y	m/z	Y	m/z	Y
-----							
36,00	2574	69,00	42560	105,00	245	148,00	1486
37,00	15896	70,00	3229	106,00	1313	149,00	501
38,00	14707	72,00	2605	107,00	218	150,00	681
39,00	5778	73,00	16320	108,00	227	153,00	216
40,00	709	74,00	66712	111,00	417	154,00	401
-----							
44,00	1793	75,00	213824	112,00	202	155,00	741
45,00	3372	76,00	17488	115,00	552	156,00	435
46,00	447	77,00	2483	116,00	1373	157,00	775
47,00	4814	78,00	1563	117,00	3206	158,00	273
48,00	2239	79,00	11013	118,00	1968	159,00	541
-----							
49,00	14574	80,00	2279	119,00	2617	161,00	170
50,00	75728	81,00	10954	124,00	217	171,00	179
51,00	24688	82,00	1813	127,00	170	172,00	3090
52,00	957	86,00	638	128,00	1593	173,00	2109
55,00	1073	87,00	13574	129,00	471	174,00	364352
-----							
56,00	5649	88,00	11252	130,00	1545	175,00	27600
57,00	11345	91,00	1528	131,00	696	176,00	348992
60,00	4082	92,00	11619	135,00	1019	177,00	23776
61,00	18528	93,00	16424	137,00	952	178,00	198
62,00	19592	94,00	50440	141,00	4691	180,00	196
-----							
63,00	16117	95,00	410880	142,00	570	207,00	237
64,00	1810	96,00	28088	143,00	5304	220,00	177
65,00	2089	97,00	966	144,00	184		
66,00	309	102,00	182	145,00	534		
67,00	1297	103,00	237	146,00	312		
-----							
68,00	41976	104,00	2066	147,00	414		
-----							

Date : 02-JUN-2005 09:12

Client ID: BFB6T

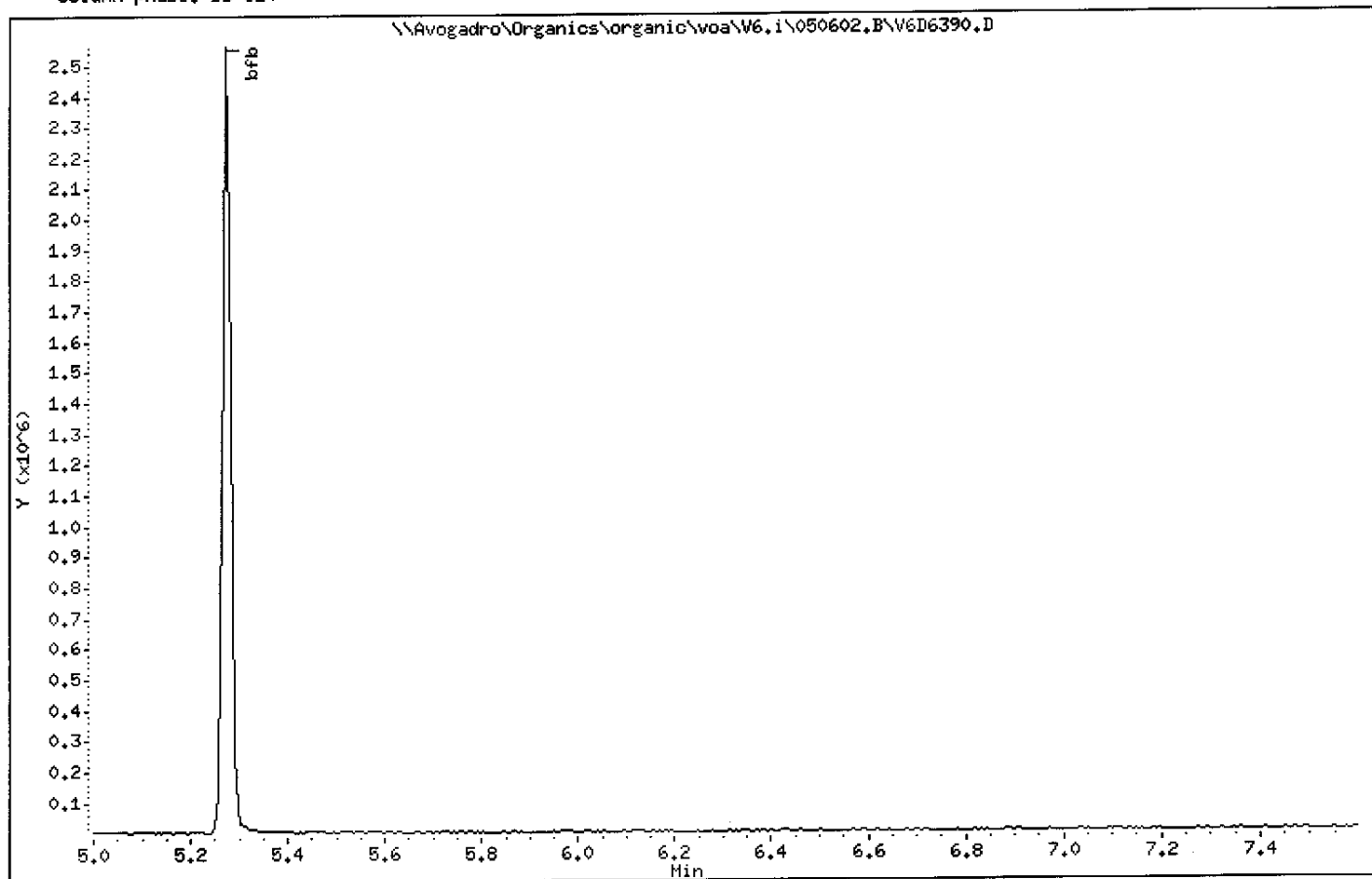
Instrument: v6.i

Sample Info: ,BFB6T,BFB6T

Operator: SB

Column phase: DB-624

Column diameter: 0.25





Data File: \\Avogadro\Organics\organic\voa\W6.i\050603.B\W6D6420.D

Date : 03-JUN-2005 09:25

Client ID: BFB6V

Instrument: v6.i

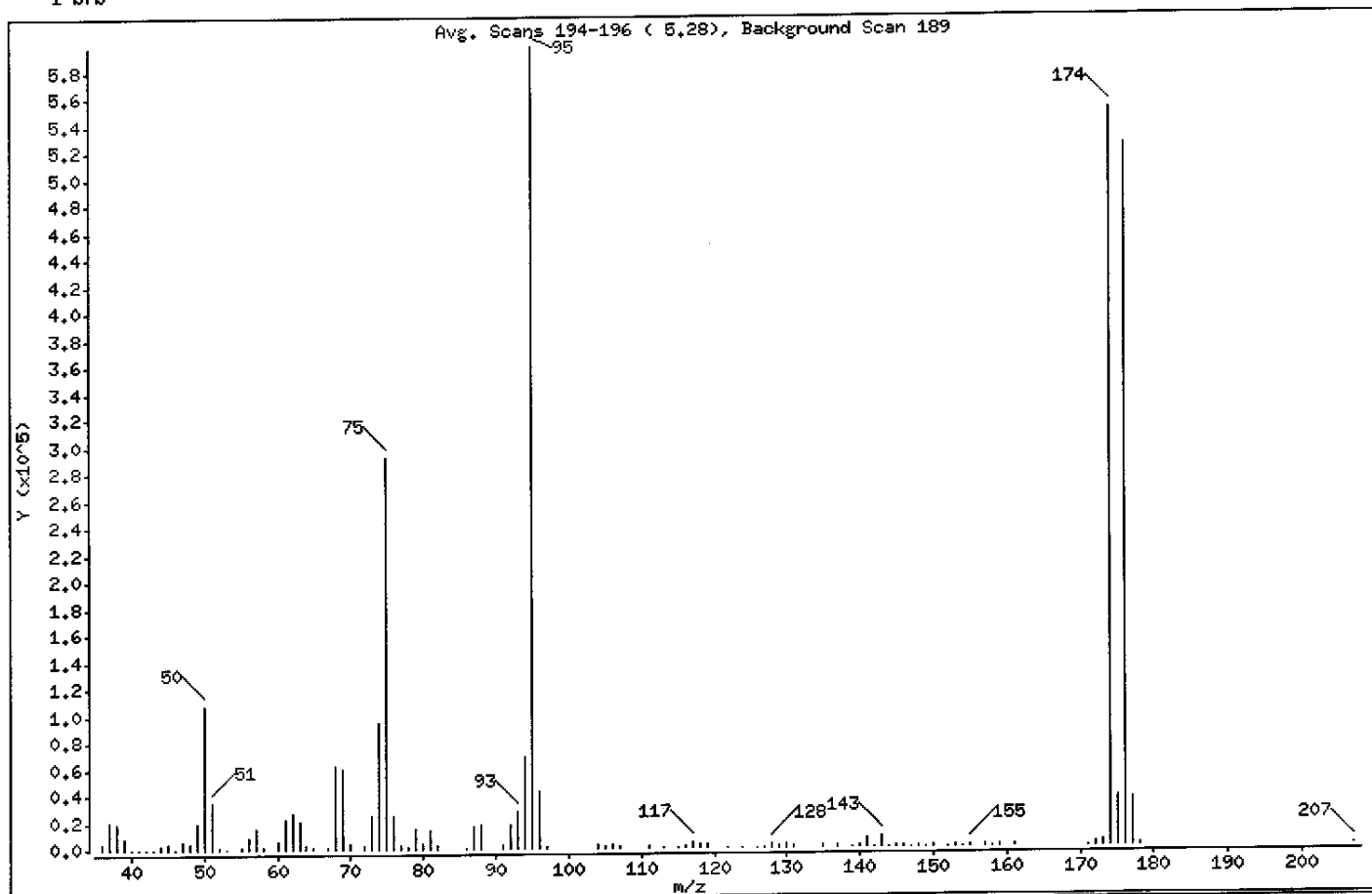
Sample Info: ,BFB6V,BFB6V

Operator: SB

Column phase: DB-624

Column diameter: 0.25

1 bfb



m/e	ION ABUNDANCE CRITERIA	% RELATIVE ABUNDANCE
95	Base Peak, 100% relative abundance	100.00
50	8.00 - 40.00% of mass 95	17.95
75	30.00 - 66.00% of mass 95	48.88
96	5.00 - 9.00% of mass 95	7.18
173	Less than 2.00% of mass 174	0.69 ( 0.75)
174	50.00 - 120.00% of mass 95	91.84
175	4.00 - 9.00% of mass 174	6.34 ( 6.90)
176	93.00 - 101.00% of mass 174	87.65 ( 95.44)
177	5.00 - 9.00% of mass 176	5.89 ( 6.72)

Date : 03-JUN-2005 09:25

Client ID: BFB6V

Instrument: v6.i

Sample Info: ,BFB6V,BFB6V

Operator: SB

Column phase: DB-624

Column diameter: 0.25

Data File: W6D6420.D

Spectrum: Avg. Scans 194-196 ( 5.28), Background Scan 189

Location of Maximum: 95.00

Number of points: 103

m/z	Y	m/z	Y	m/z	Y	m/z	Y
-----							
36.00	3640	64.00	2206	97.00	1381	143.00	8647
37.00	21312	65.00	1720	104.00	2887	144.00	167
38.00	19112	67.00	1390	105.00	853	145.00	779
39.00	8061	68.00	61768	106.00	2639	146.00	722
40.00	298	69.00	59152	107.00	743	147.00	445
-----							
41.00	448	70.00	4384	111.00	699	148.00	1853
42.00	222	72.00	2567	113.00	514	149.00	370
43.00	199	73.00	24328	115.00	539	150.00	1048
44.00	2495	74.00	95560	116.00	2038	152.00	265
45.00	4815	75.00	292928	117.00	4670	153.00	825
-----							
46.00	194	76.00	25296	118.00	2114	154.00	379
47.00	5806	77.00	3067	119.00	3279	155.00	1509
48.00	3634	78.00	1863	122.00	227	157.00	1357
49.00	19360	79.00	15194	124.00	194	158.00	167
50.00	107576	80.00	4406	126.00	496	159.00	865
-----							
51.00	34848	81.00	14151	127.00	203	161.00	698
52.00	1773	82.00	2555	128.00	2323	171.00	278
53.00	311	86.00	400	129.00	724	172.00	3124
55.00	1659	87.00	17104	130.00	2234	173.00	4122
56.00	8444	88.00	17952	131.00	1166	174.00	550336
-----							
57.00	15197	91.00	2455	135.00	1164	175.00	37968
58.00	825	92.00	17664	137.00	1100	176.00	525248
60.00	5805	93.00	27256	139.00	382	177.00	35296
61.00	22400	94.00	68936	140.00	1128	178.00	1168
62.00	26264	95.00	599232	141.00	7405	207.00	412
-----							
63.00	20312	96.00	43032	142.00	443		
-----							

Data File: \\Avogadro\Organics\organic\voa\V6.i\050603.B\V6D6420.D

Page 1

Date : 03-JUN-2005 09:25

Client ID: BFB6V

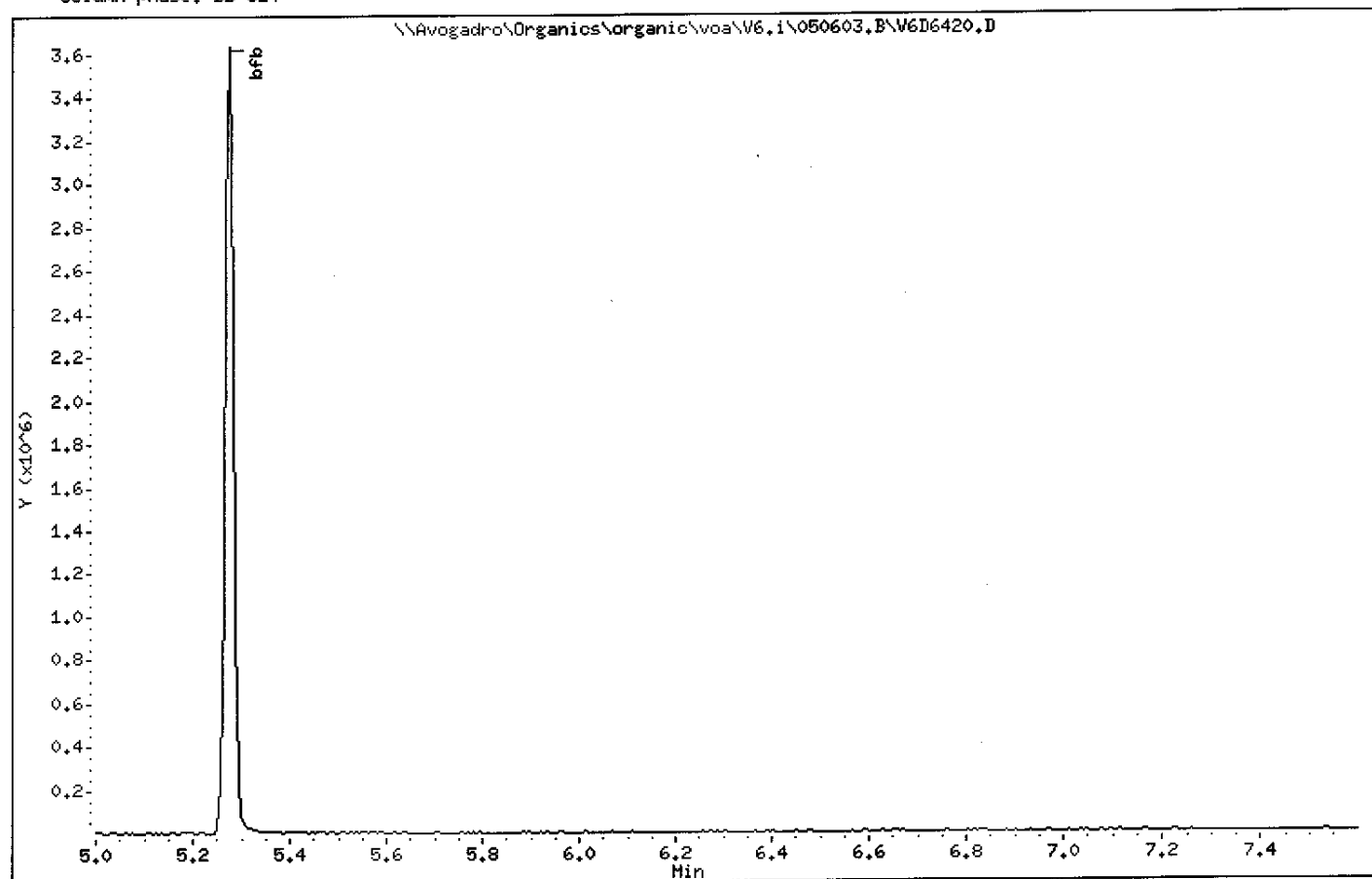
Instrument: v6.i

Sample Info: ,BFB6V,BFB6V

Operator: SB

Column phase: DB-624

Column diameter: 0.25



Date : 06-JUN-2005 09:05

Client ID: BFB6X

Instrument: v6.i

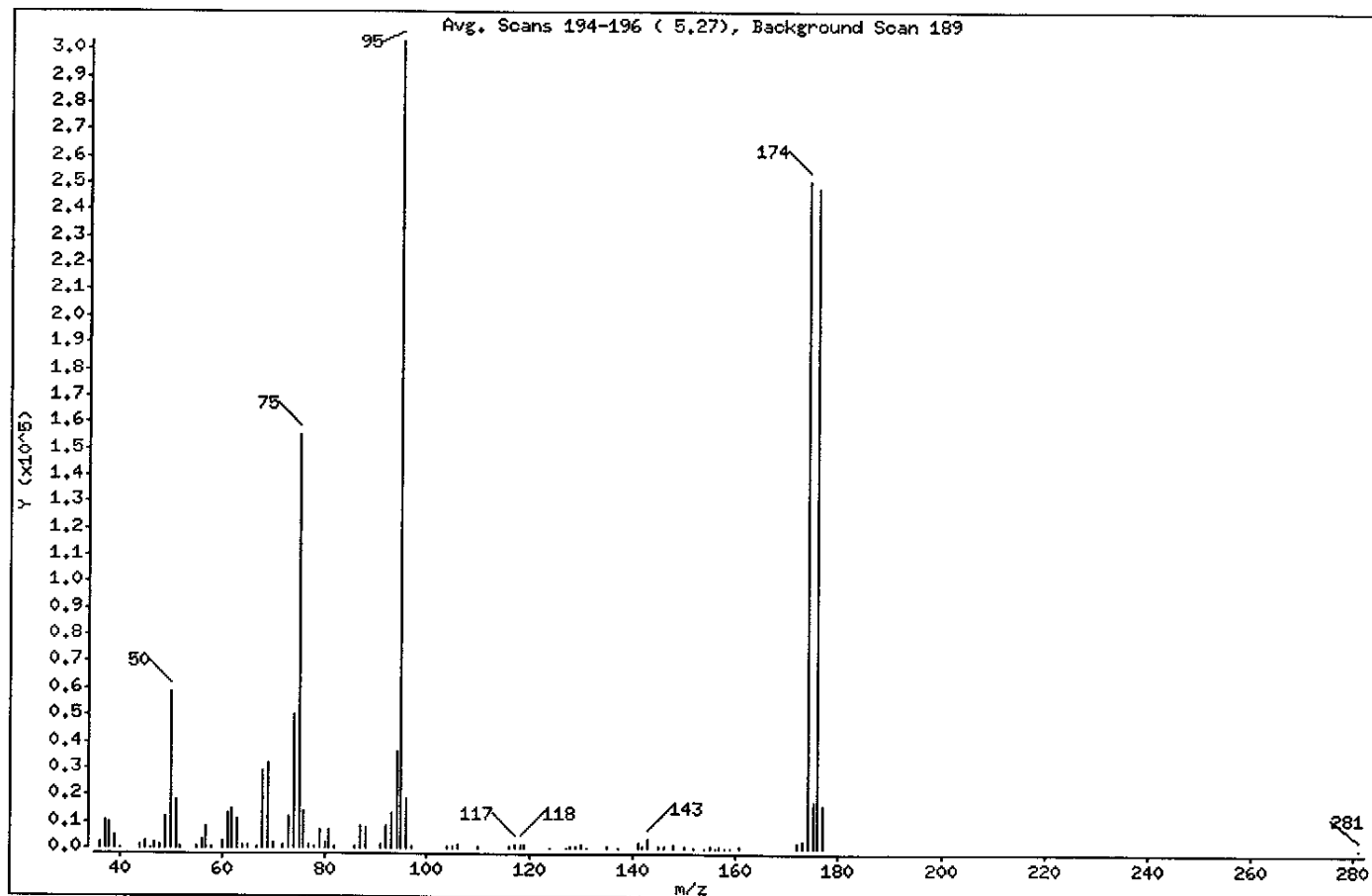
Sample Info: ,BFB6X,BFB6X

Operator: SB

Column phase: DB-624

Column diameter: 0.25

1 bfb



m/e	ION ABUNDANCE CRITERIA	% RELATIVE ABUNDANCE
95	Base Peak, 100% relative abundance	100.00
50	8.00 - 40.00% of mass 95	19.28
75	30.00 - 66.00% of mass 95	51.16
96	5.00 - 9.00% of mass 95	6.28
173	Less than 2.00% of mass 174	0.83 ( 1.00)
174	50.00 - 120.00% of mass 95	82.81
175	4.00 - 9.00% of mass 174	5.65 ( 6.82)
176	93.00 - 101.00% of mass 174	81.88 ( 98.88)
177	5.00 - 9.00% of mass 176	5.27 ( 6.43)

**COPY**Original Documents Are Included in CSF \_\_\_\_\_  
Signed: \_\_\_\_\_ Date: \_\_\_\_\_

Date : 06-JUN-2005 09:05

Client ID: BFB6X

Instrument: v6.i

Sample Info: ,BFB6X,BFB6X

Operator: SB

Column phase: DB-624

Column diameter: 0.25

Data File: V6D6450.D

Spectrum: Avg. Scans 194-196 ( 5,27), Background Scan 189

Location of Maximum: 95.00

Number of points: 87

m/z	Y	m/z	Y	m/z	Y	m/z	Y
-----							
36.00	2071	64.00	1357	93.00	13369	142.00	637
37.00	10794	65.00	1295	94.00	36072	143.00	3722
38.00	9663	67.00	455	95.00	302976	145.00	493
39.00	4779	68.00	29024	96.00	19016	146.00	798
40.00	290	69.00	31920	97.00	859	148.00	1133
-----							
44.00	1688	70.00	1904	104.00	1028	150.00	454
45.00	2686	72.00	1399	105.00	404	152.00	193
46.00	245	73.00	12052	106.00	1336	154.00	286
47.00	2184	74.00	49984	110.00	365	155.00	598
48.00	1614	75.00	155008	116.00	848	156.00	195
-----							
49.00	11646	76.00	13862	117.00	1671	157.00	368
50.00	58408	77.00	1430	118.00	1280	158.00	172
51.00	18136	78.00	420	119.00	1114	159.00	193
52.00	980	79.00	7283	124.00	198	161.00	443
55.00	659	80.00	2400	127.00	340	172.00	2309
-----							
56.00	3545	81.00	7244	128.00	550	173.00	2508
57.00	8239	82.00	988	129.00	1002	174.00	250880
58.00	467	86.00	349	130.00	1127	175.00	17120
60.00	2861	87.00	8504	131.00	201	176.00	248064
61.00	13330	88.00	7857	135.00	438	177.00	15958
-----							
62.00	14303	91.00	1156	137.00	226	281.00	188
63.00	11180	92.00	8138	141.00	2407		
-----							

Data File: \\AVOGADRO\ORGANICS\organic\voa\V6.i\050606.B\V6D6450.D

Page 1

Date : 06-JUN-2005 09:05

Client ID: BFB6X

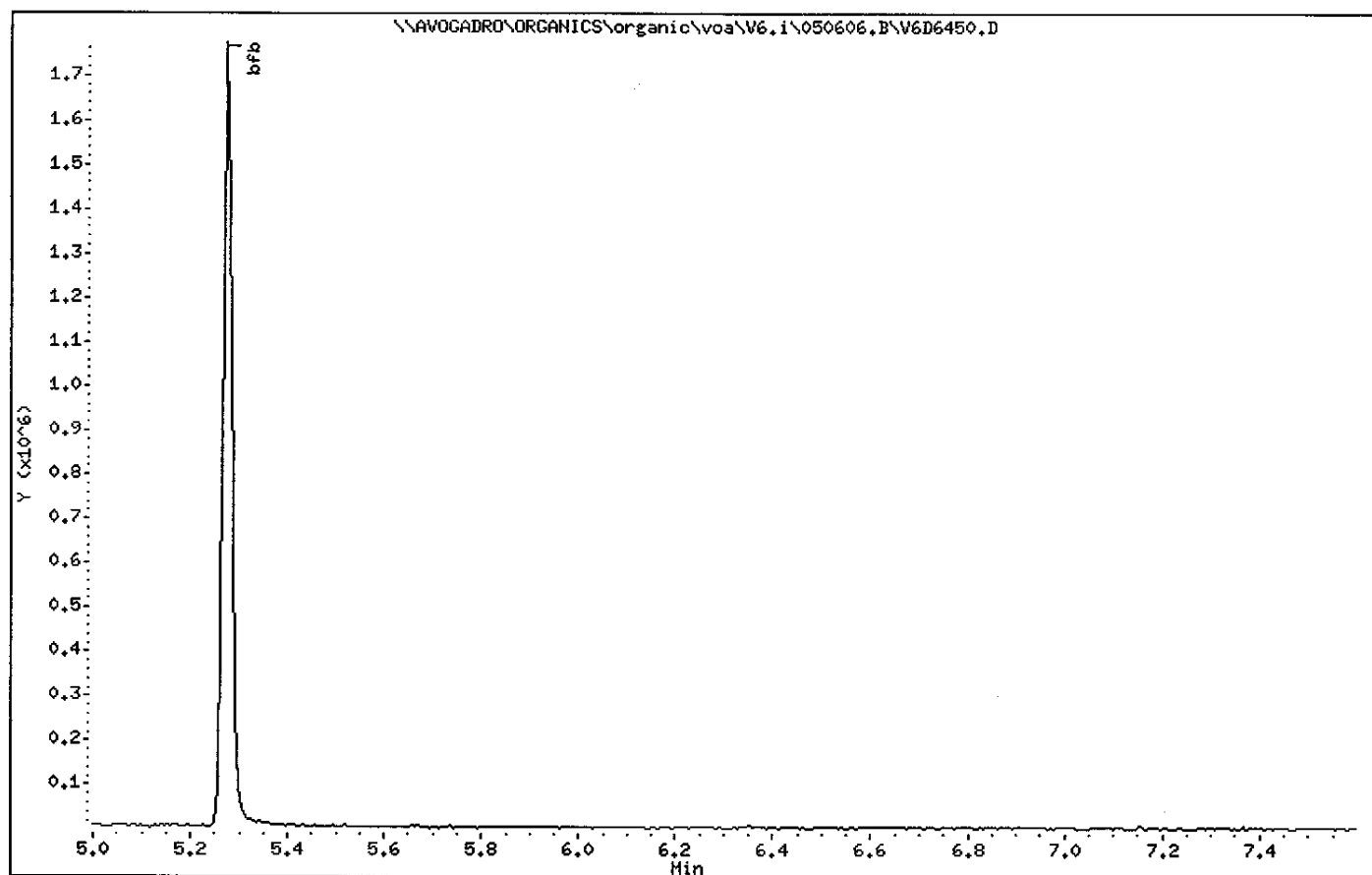
Instrument: v6.i

Sample Info: ,BFB6X,BFB6X

Operator: SB

Column phase: DB-624

Column diameter: 0.25



Date : 07-JUN-2005 09:34

Client ID: BFB6Y

Instrument: v6.i

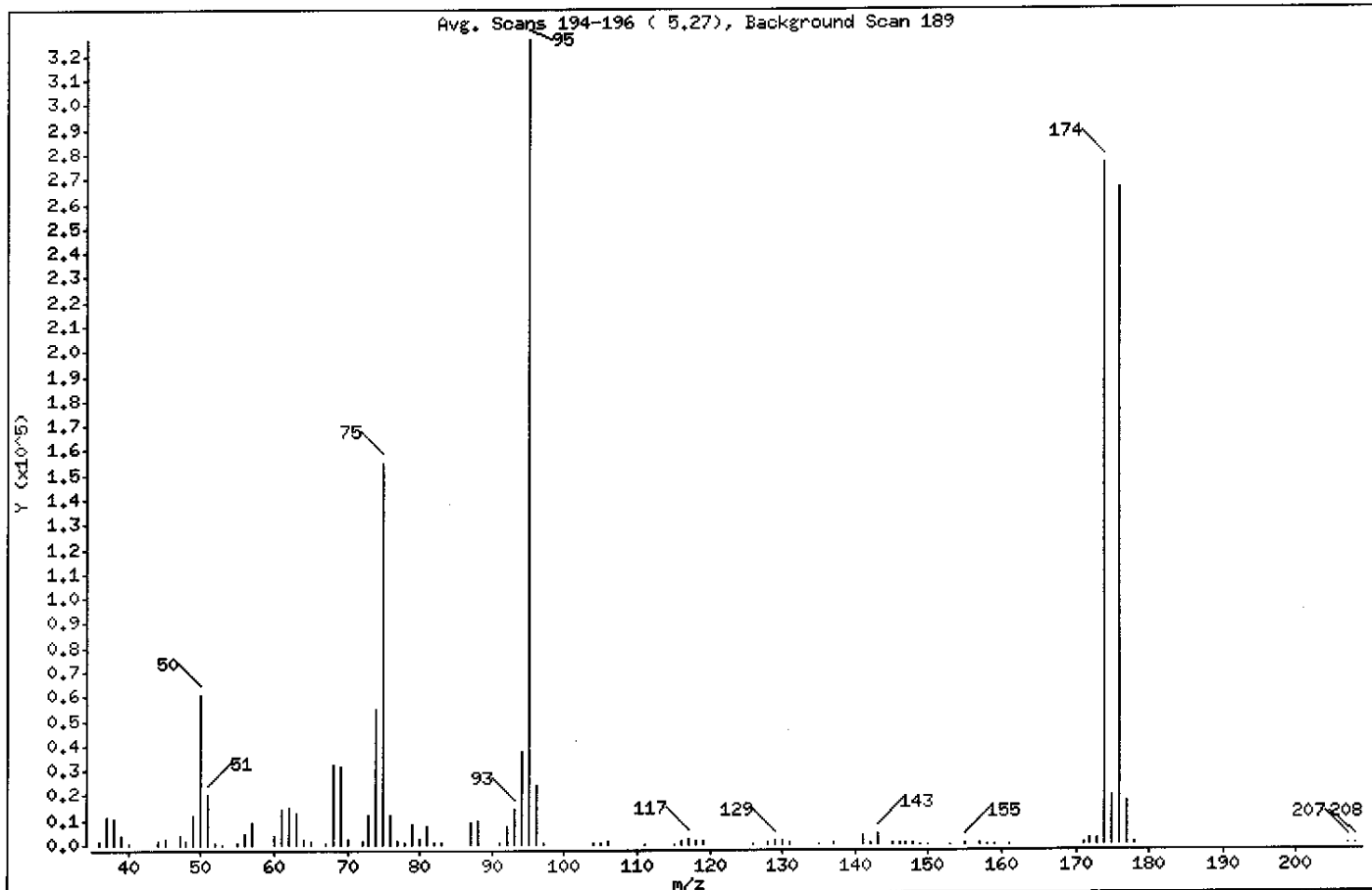
Sample Info: ,BFB6Y,BFB6Y

Operator: SB

Column phase: DB-624

Column diameter: 0.25

1 bfb



m/e	ION ABUNDANCE CRITERIA	% RELATIVE ABUNDANCE
95	Base Peak, 100% relative abundance	100.00
50	8.00 - 40.00% of mass 95	18.75
75	30.00 - 66.00% of mass 95	47.51
96	5.00 - 9.00% of mass 95	7.38
173	Less than 2.00% of mass 174	0.79 ( 0.93)
174	50.00 - 120.00% of mass 95	84.47
175	4.00 - 9.00% of mass 174	6.02 ( 7.12)
176	93.00 - 101.00% of mass 174	81.51 ( 96.51)
177	5.00 - 9.00% of mass 176	5.39 ( 6.62)

Date : 07-JUN-2005 09:34

Client ID: BFB6Y

Instrument: v6.i

Sample Info: ,BFB6Y,BFB6Y

Operator: SB

Column phase: DB-624

Column diameter: 0.25

Data File: V6D6480.D

Spectrum: Avg. Scans 194-196 ( 5.27), Background Scan 189

Location of Maximum: 95.00

Number of points: 89

m/z	Y	m/z	Y	m/z	Y	m/z	Y
36.00	1726	67.00	890	96.00	24120	147.00	621
37.00	11402	68.00	32656	97.00	448	148.00	921
38.00	10447	69.00	31856	104.00	1040	149.00	277
39.00	3853	70.00	2424	105.00	667	150.00	217
40.00	912	72.00	1480	106.00	1417	153.00	187
44.00	1508	73.00	12203	111.00	248	155.00	837
45.00	2397	74.00	55328	115.00	189	157.00	457
47.00	3432	75.00	155200	116.00	1210	158.00	201
48.00	1495	76.00	12387	117.00	2600	159.00	205
49.00	12110	77.00	1662	118.00	1388	161.00	234
50.00	61248	78.00	970	119.00	1773	171.00	463
51.00	20328	79.00	8050	126.00	168	172.00	2295
52.00	839	80.00	2311	128.00	868	173.00	2575
53.00	219	81.00	7803	129.00	1402	174.00	275968
55.00	828	82.00	1127	130.00	1256	175.00	19656
56.00	4339	83.00	493	131.00	546	176.00	266304
57.00	8815	87.00	8845	135.00	333	177.00	17616
60.00	3616	88.00	10025	137.00	557	178.00	920
61.00	14126	91.00	766	141.00	4066	207.00	218
62.00	15072	92.00	7794	142.00	465	208.00	178
63.00	12644	93.00	14463	143.00	4672		
64.00	1989	94.00	37960	145.00	1113		
65.00	1757	95.00	326720	146.00	444		



Date : 07-JUN-2005 09:34

Client ID: BFB6Y

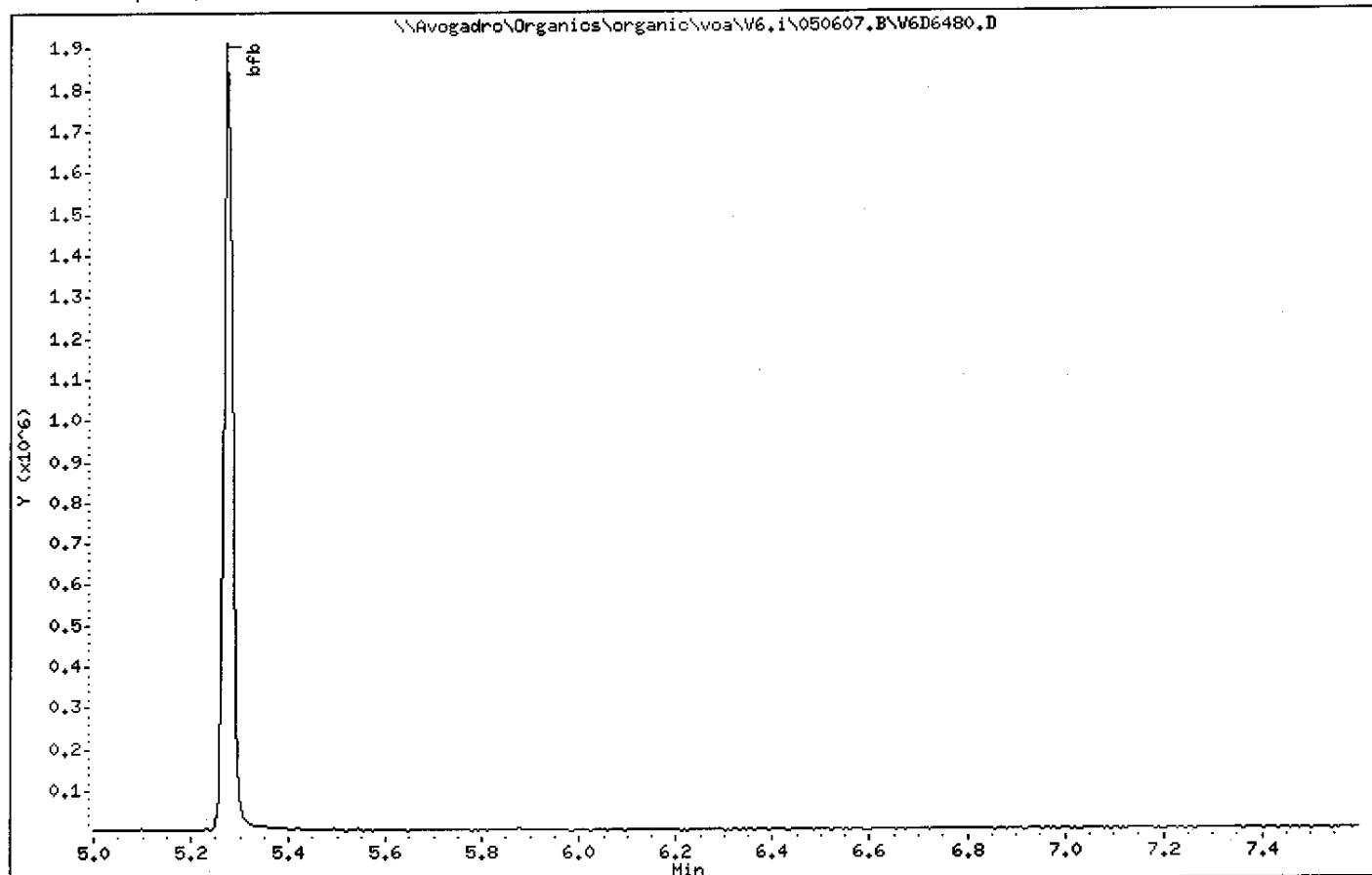
Instrument: v6.i

Sample Info: ,BFB6Y,BFB6Y

Operator: SB

Column phase: DB-624

Column diameter: 0.25



Date : 23-JUN-2005 08:50

Client ID:

Instrument: v6.i

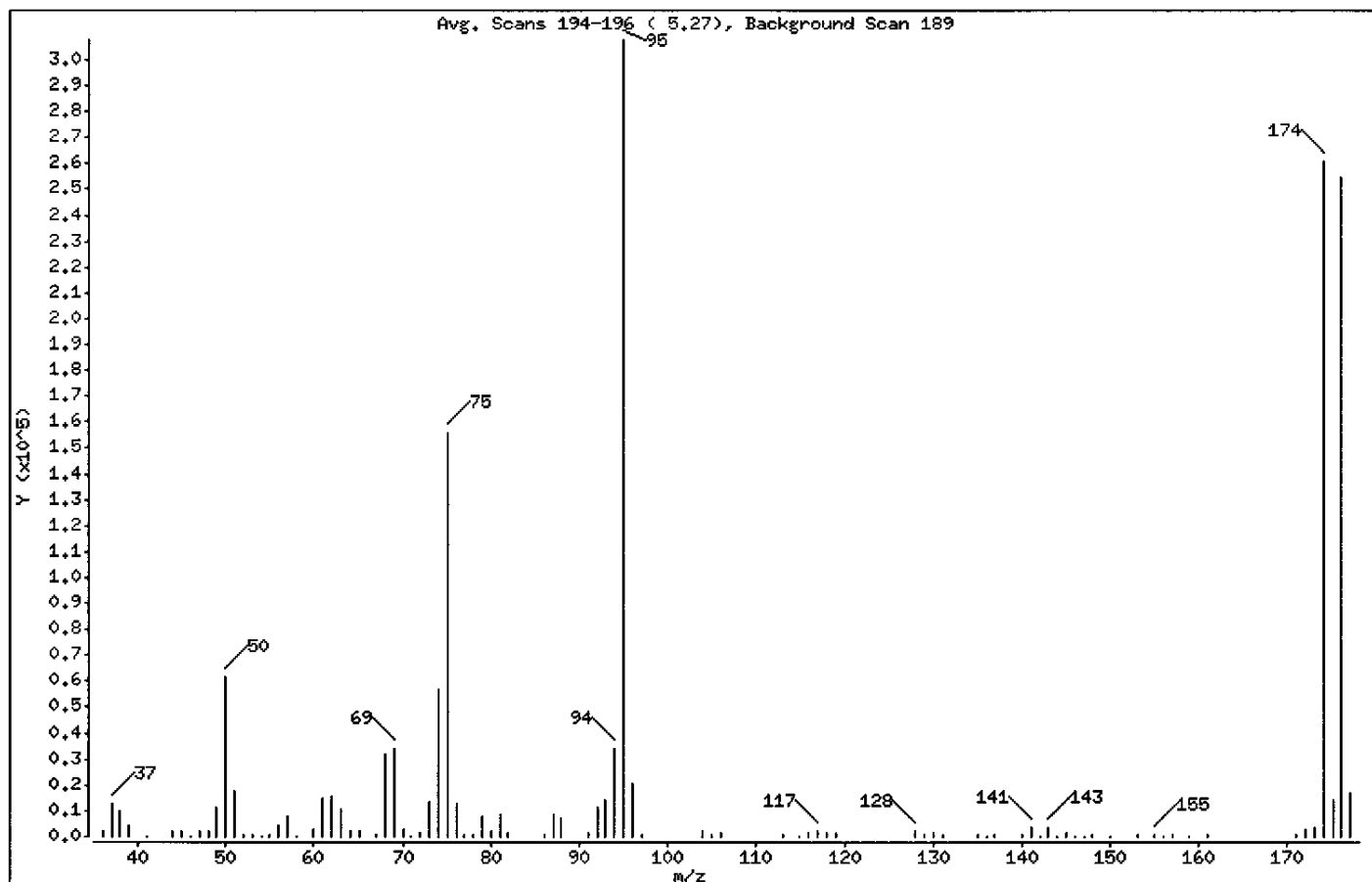
Sample Info: ,BFB6Q,BFB6Q

Operator: SB

Column phase: DB-624

Column diameter: 0,25

1 bfb



m/e	ION ABUNDANCE CRITERIA	% RELATIVE ABUNDANCE
95	Base Peak, 100% relative abundance	100.00
50	8.00 - 40.00% of mass 95	20.16
75	30.00 - 66.00% of mass 95	50.76
96	5.00 - 9.00% of mass 95	6.64
173	Less than 2.00% of mass 174	1.13 ( 1.34)
174	50.00 - 120.00% of mass 95	84.84
175	4.00 - 9.00% of mass 174	4.56 ( 5.37)
176	93.00 - 101.00% of mass 174	82.72 ( 97.50)
177	5.00 - 9.00% of mass 176	5.42 ( 6.55)

Data File: \\AVOCADRO\ORGANICS\organic\voa\V6.i\050623.B\V6D6820.D

Page 3

Date : 23-JUN-2005 08:50

Client ID:

Instrument: v6.i

Sample Info: ,BFB6Q,BFB6Q

Operator: SB

Column phase: DB-624

Column diameter: 0.25

Data File: V6D6820.D

Spectrum: Avg. Scans 194-196 ( 5.27), Background Scan 189

Location of Maximum: 95.00

Number of points: 91

m/z	Y	m/z	Y	m/z	Y	m/z	Y
-----							
36.00	1877	63.00	10825	92.00	11564	141.00	3852
37.00	12669	64.00	2019	93.00	14227	142.00	249
38.00	9746	65.00	1865	94.00	34152	143.00	3545
39.00	4093	67.00	540	95.00	307776	144.00	192
41.00	209	68.00	31768	96.00	20448	145.00	1226
-----							
44.00	2044	69.00	33896	97.00	389	146.00	176
45.00	2411	70.00	3171	104.00	2322	147.00	222
46.00	264	71.00	223	105.00	654	148.00	825
47.00	2179	72.00	1486	106.00	1630	150.00	342
48.00	2140	73.00	13214	113.00	580	153.00	475
-----							
49.00	11328	74.00	56440	115.00	271	155.00	960
50.00	62040	75.00	156224	116.00	1209	156.00	244
51.00	17632	76.00	12909	117.00	1977	157.00	515
52.00	1059	77.00	699	118.00	1604	159.00	298
53.00	389	78.00	536	119.00	1763	161.00	555
-----							
54.00	207	79.00	7744	128.00	1993	171.00	508
55.00	810	80.00	1907	129.00	1009	172.00	2675
56.00	4272	81.00	8735	130.00	1338	173.00	3488
57.00	7762	82.00	1620	131.00	639	174.00	261120
58.00	283	86.00	465	135.00	725	175.00	14023
-----							
60.00	2890	87.00	8522	136.00	232	176.00	254592
61.00	14722	88.00	6968	137.00	593	177.00	16672
62.00	15382	91.00	1302	140.00	436		
-----							

Data File: \\AVOGADRO\ORGANICS\organic\voa\V6.i\050623,B\V6D6820.D

Page 1

Date : 23-JUN-2005 08:50

Client ID:

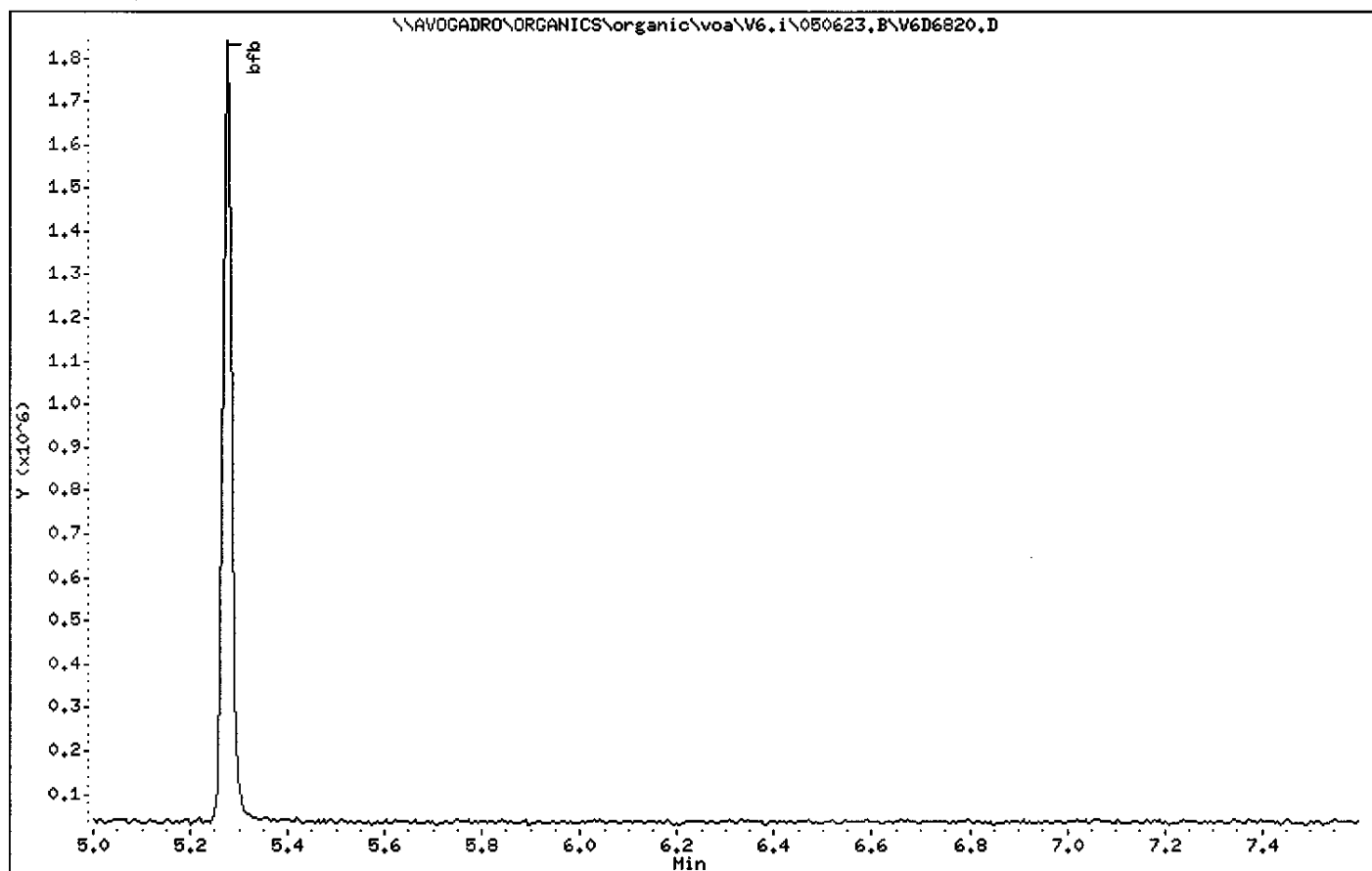
Instrument: v6.i

Sample Info: ,BFB6Q,BFB6Q

Operator: SB

Column phase: DB-624

Column diameter: 0.25



1A  
VOLATILE ORGANICS ANALYSIS DATA SHEET

EPA SAMPLE NO.

VBLK6R

Lab Name: MITKEM CORPORATION Contract: \_\_\_\_\_

Lab Code: MITKEM Case No.: \_\_\_\_\_ SAS No.: \_\_\_\_\_ SDG No.: MD0618

Matrix: (soil/water) WATER Lab Sample ID: MB-18341

Sample wt/vol: 5.000 (g/mL) ML Lab File ID: V6D6373

Level: (low/med) LOW Date Received: \_\_\_\_\_

% Moisture: not dec. \_\_\_\_\_ Date Analyzed: 06/01/05

GC Column: DB-624 ID: 0.25 (mm) Dilution Factor: 1.0

Soil Extract Volume: \_\_\_\_\_ (uL) Soil Aliquot Volume: \_\_\_\_\_ (uL)

CONCENTRATION UNITS:

(ug/L or ug/Kg) UG/L Q

CAS NO.	COMPOUND		
75-71-8	Dichlorodifluoromethane	10	U
74-87-3	Chloromethane	10	U
75-01-4	Vinyl Chloride	10	U
74-83-9	Bromomethane	10	U
75-00-3	Chloroethane	10	U
75-69-4	Trichlorofluoromethane	10	U
75-35-4	1,1-Dichloroethene	10	U
76-13-1	1,1,2-Trichloro-1,2,2-trifluoroethane	10	U
67-64-1	Acetone	10	U
75-15-0	Carbon Disulfide	10	U
79-20-9	Methyl Acetate	10	U
75-09-2	Methylene Chloride	10	U
156-60-5	trans-1,2-Dichloroethene	10	U
1634-04-4	Methyl tert-Butyl Ether	10	U
75-34-3	1,1-Dichloroethane	10	U
156-59-2	cis-1,2-Dichloroethene	10	U
78-93-3	2-Butanone	10	U
67-66-3	Chloroform	10	U
71-55-6	1,1,1-Trichloroethane	10	U
110-82-7	Cyclohexane	10	U
56-23-5	Carbon Tetrachloride	10	U
71-43-2	Benzene	10	U
107-06-2	1,2-Dichloroethane	10	U

1B  
VOLATILE ORGANICS ANALYSIS DATA SHEET

EPA SAMPLE NO.

VBLK6R

Lab Name: MITKEM CORPORATION Contract: \_\_\_\_\_

Lab Code: MITKEM Case No.: \_\_\_\_\_ SAS No.: \_\_\_\_\_ SDG No.: MD0618

Matrix: (soil/water) WATER Lab Sample ID: MB-18341

Sample wt/vol: 5.000 (g/mL) ML Lab File ID: V6D6373

Level: (low/med) LOW Date Received: \_\_\_\_\_

% Moisture: not dec. \_\_\_\_\_ Date Analyzed: 06/01/05

GC Column: DB-624 ID: 0.25 (mm) Dilution Factor: 1.0

Soil Extract Volume: \_\_\_\_\_ (uL) Soil Aliquot Volume: \_\_\_\_\_ (uL)

CONCENTRATION UNITS:  
(ug/L or ug/Kg) UG/L Q

CAS NO.	COMPOUND		
79-01-6	Trichloroethene	10	U
108-87-2	Methylcyclohexane	10	U
78-87-5	1,2-Dichloropropane	10	U
75-27-4	Bromodichloromethane	10	U
10061-01-5	cis-1,3-Dichloropropene	10	U
108-10-1	4-Methyl-2-Pentanone	10	U
108-88-3	Toluene	10	U
10061-02-6	trans-1,3-Dichloropropene	10	U
79-00-5	1,1,2-Trichloroethane	10	U
127-18-4	Tetrachloroethene	10	U
591-78-6	2-Hexanone	10	U
124-48-1	Dibromochloromethane	10	U
106-93-4	1,2-Dibromoethane	10	U
108-90-7	Chlorobenzene	10	U
100-41-4	Ethylbenzene	10	U
1330-20-7	Xylene (Total)	10	U
100-42-5	Styrene	10	U
75-25-2	Bromoform	10	U
98-82-8	Isopropylbenzene	10	U
79-34-5	1,1,2,2-Tetrachloroethane	10	U
541-73-1	1,3-Dichlorobenzene	10	U
106-46-7	1,4-Dichlorobenzene	10	U
95-50-1	1,2-Dichlorobenzene	10	U
96-12-8	1,2-Dibromo-3-chloropropane	10	U
120-82-1	1,2,4-Trichlorobenzene	10	U

1F  
VOLATILE ORGANICS ANALYSIS DATA SHEET  
TENTATIVELY IDENTIFIED COMPOUNDS

EPA SAMPLE NO.

VLK6R

Lab Name: MITKEM CORPORATION Contract: \_\_\_\_\_

Lab Code: MITKEM Case No.: \_\_\_\_\_ SAS No.: \_\_\_\_\_ SDG No.: MD0618

Matrix: (soil/water) WATER Lab Sample ID: MB-18341

Sample wt/vol: 5.000 (g/mL) ML Lab File ID: V6D6373

Level: (low/med) LOW Date Received: \_\_\_\_\_

% Moisture: not dec. \_\_\_\_\_ Date Analyzed: 06/01/05

GC Column: DB-624 ID: 0.25 (mm) Dilution Factor: 1.0

Soil Extract Volume: \_\_\_\_\_ (uL) Soil Aliquot Volume: \_\_\_\_\_ (uL)

Number TICs found: 0 CONCENTRATION UNITS:  
(ug/L or ug/Kg) ug/L

CAS NUMBER	COMPOUND NAME	RT	EST. CONC.	Q
1.				
2.				
3.				
4.				
5.				
6.				
7.				
8.				
9.				
10.				
11.				
12.				
13.				
14.				
15.				
16.				
17.				
18.				
19.				
20.				
21.				
22.				
23.				
24.				
25.				
26.				
27.				
28.				
29.				
30.				

Data File: \\AVOGADRO\ORGANICS\voa\V6.i\050601A.B\606373.D

Date : 01-JUN-2005 14:18

Client ID: VBLK6R

Sample Info: MB-18341,VBLK6R

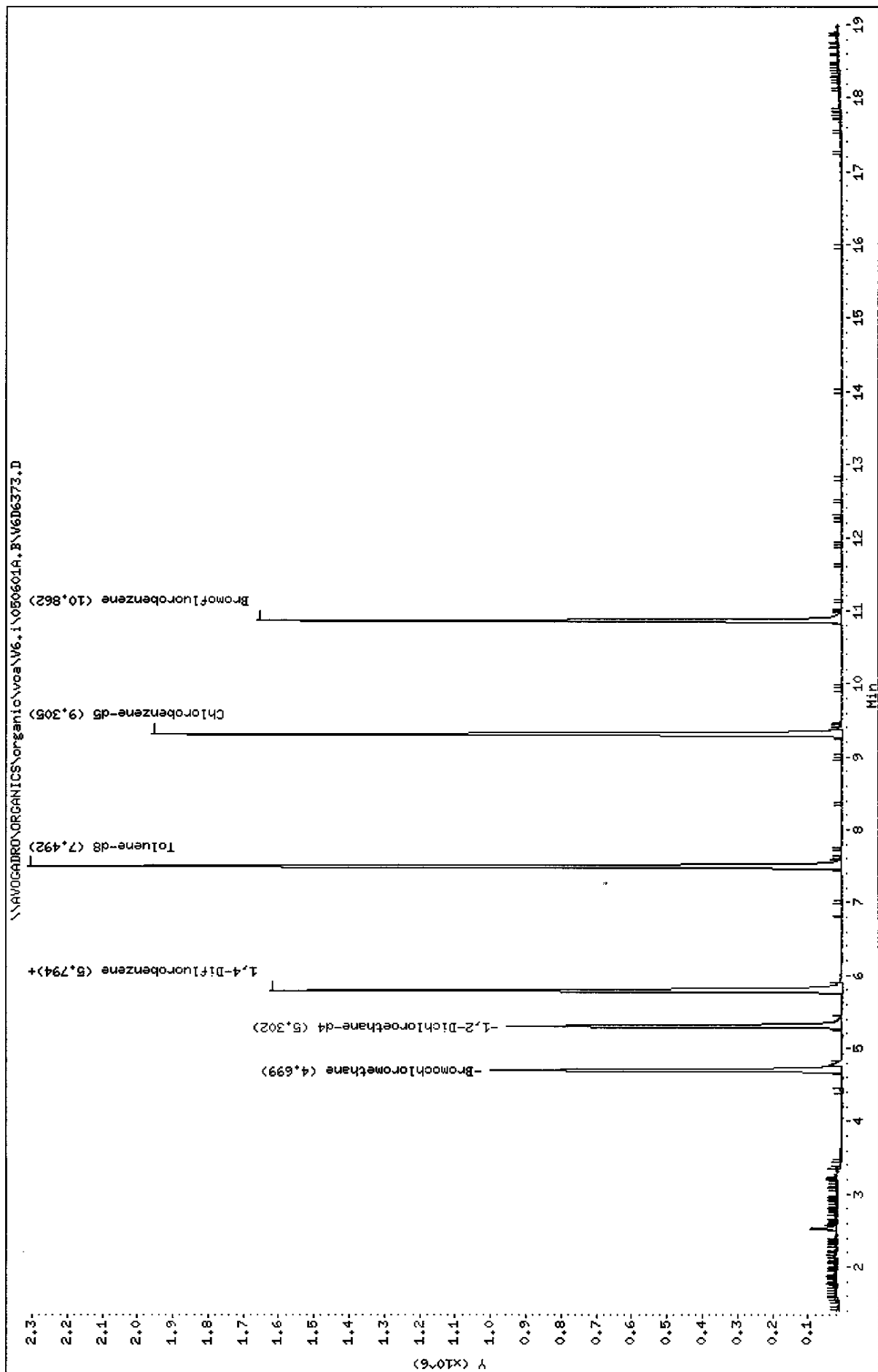
Purge Volume: 5.0

Column Phase: DB-624

Instrument: V6.i

Operator: SB SRC: SB

Column diameter: 0.25





Data File: V6D6373.D  
Report Date: 22-Jun-2005 16:38

Mitkem Corporation

CLP OLM4.X - Water and Medium Soils

Data file : \\AVOGADRO\ORGANICS\organic\voa\V6.i\050601A.B\V6D6373.D  
Lab Smp Id: MB-18341 Client Smp ID: VBLK6R  
Inj Date : 01-JUN-2005 14:18  
Operator : SB SRC: SB Inst ID: V6.i  
Smp Info : ,MB-18341,VBLK6R  
Misc Info : ,2  
Comment :  
Method : \\AVOGADRO\ORGANICS\organic\voa\V6.i\050601A.B\v6clp4s.m  
Meth Date : 01-Jun-2005 13:32 mtl Quant Type: ISTD  
Cal Date : 01-JUN-2005 13:05 Cal File: V6D6371.D ✓  
Als bottle: 2 QC Sample: BLANK  
Dil Factor: 1.00000  
Integrator: HP RTE Compound Sublist: CLP4.sub  
Target Version: 4.03  
Processing Host: TARGET6

Concentration Formula: Amt \* DF \* Uf \* 5/Vo

Name	Value	Description
DF	1.000	Dilution Factor
Uf	1.000	ng unit correction factor
Vo	5.000	Sample Volume purged (mL)

Compounds	QUANT SIG	MASS	RT	EXP RT	REL RT	RESPONSE	CONCENTRATIONS	
							ON-COLUMN ( ug/L)	FINAL ( ug/L)
* 18 Bromochloromethane	128	4.699	4.700	(1.000)	315175	50.0000		
\$ 23 1,2-Dichloroethane-d4	65	5.302	5.302	(1.128)	875009	49.7131	50	
* 26 1,4-Difluorobenzene	114	5.794	5.795	(1.000)	1394463	50.0000		
\$ 33 Toluene-d8	98	7.492	7.492	(0.805)	1774891	51.3466	51	
* 42 Chlorobenzene-d5	117	9.305	9.305	(1.000)	1340733	50.0000		
\$ 50 Bromofluorobenzene	95	10.862	10.862	(1.167)	629159	43.6090	44	

KL  
6/22/05

Data File: V6D6373.D  
Report Date: 22-Jun-2005 16:38

Mitkem Corporation

CLP OLM4.X - Water and Medium Soils  
Data file : \\AVOGADRO\ORGANICS\organic\voa\V6.i\050601A.B\V6D6373.D  
Lab Smp Id: MB-18341 Client Smp ID: VBLK6R  
Inj Date : 01-JUN-2005 14:18  
Operator : SB SRC: SB Inst ID: V6.i  
Smp Info : ,MB-18341,VBLK6R  
Misc Info : ,2  
Comment :  
Method : \\AVOGADRO\ORGANICS\organic\voa\V6.i\050601A.B\v6clp4s.m  
Meth Date : 01-Jun-2005 13:32 mtl Quant Type: ISTD  
Cal Date : 01-JUN-2005 13:05 Cal File: V6D6371.D  
Als bottle: 2 QC Sample: BLANK  
Dil Factor: 1.00000  
Integrator: HP RTE Compound Sublist: CLP4.sub  
Target Version: 4.03  
Processing Host: TARGET6

- NO TENTATIVELY IDENTIFIED COMPOUNDS -

1A  
VOLATILE ORGANICS ANALYSIS DATA SHEET

EPA SAMPLE NO.

VBLK6T

Lab Name: MITKEM CORPORATION Contract: \_\_\_\_\_

Lab Code: MITKEM Case No.: \_\_\_\_\_ SAS No.: \_\_\_\_\_ SDG No.: MD0618

Matrix: (soil/water) WATER Lab Sample ID: MB-18358

Sample wt/vol: 5.000 (g/mL) ML Lab File ID: V6D6392

Level: (low/med) LOW Date Received: \_\_\_\_\_

% Moisture: not dec. \_\_\_\_\_ Date Analyzed: 06/02/05

GC Column: DB-624 ID: 0.25 (mm) Dilution Factor: 1.0

Soil Extract Volume: \_\_\_\_\_ (uL) Soil Aliquot Volume: \_\_\_\_\_ (uL)

CONCENTRATION UNITS:  
(ug/L or ug/Kg) UG/L Q

CAS NO.	COMPOUND		
75-71-8	Dichlorodifluoromethane	10	U
74-87-3	Chloromethane	10	U
75-01-4	Vinyl Chloride	10	U
74-83-9	Bromomethane	10	U
75-00-3	Chloroethane	10	U
75-69-4	Trichlorofluoromethane	10	U
75-35-4	1,1-Dichloroethene	10	U
76-13-1	1,1,2-Trichloro-1,2,2-trifluoroethane	10	U
67-64-1	Acetone	10	U
75-15-0	Carbon Disulfide	10	U
79-20-9	Methyl Acetate	10	U
75-09-2	Methylene Chloride	10	U
156-60-5	trans-1,2-Dichloroethene	10	U
1634-04-4	Methyl tert-Butyl Ether	10	U
75-34-3	1,1-Dichloroethane	10	U
156-59-2	cis-1,2-Dichloroethene	10	U
78-93-3	2-Butanone	10	U
67-66-3	Chloroform	10	U
71-55-6	1,1,1-Trichloroethane	10	U
110-82-7	Cyclohexane	10	U
56-23-5	Carbon Tetrachloride	10	U
71-43-2	Benzene	10	U
107-06-2	1,2-Dichloroethane	10	U

1B  
VOLATILE ORGANICS ANALYSIS DATA SHEET

EPA SAMPLE NO.

VBLK6T

Lab Name: MITKEM CORPORATION Contract: \_\_\_\_\_

Lab Code: MITKEM Case No.: \_\_\_\_\_ SAS No.: \_\_\_\_\_ SDG No.: MD0618

Matrix: (soil/water) WATER Lab Sample ID: MB-18358

Sample wt/vol: 5.000 (g/mL) ML Lab File ID: V6D6392

Level: (low/med) LOW Date Received: \_\_\_\_\_

% Moisture: not dec. \_\_\_\_\_ Date Analyzed: 06/02/05

GC Column: DB-624 ID: 0.25 (mm) Dilution Factor: 1.0

Soil Extract Volume: \_\_\_\_\_ (uL) Soil Aliquot Volume: \_\_\_\_\_ (uL)

CONCENTRATION UNITS:  
(ug/L or ug/Kg) UG/L Q

CAS NO.	COMPOUND		
79-01-6	Trichloroethene	10	U
108-87-2	Methylcyclohexane	10	U
78-87-5	1,2-Dichloropropane	10	U
75-27-4	Bromodichloromethane	10	U
10061-01-5	cis-1,3-Dichloropropene	10	U
108-10-1	4-Methyl-2-Pentanone	10	U
108-88-3	Toluene	10	U
10061-02-6	trans-1,3-Dichloropropene	10	U
79-00-5	1,1,2-Trichloroethane	10	U
127-18-4	Tetrachloroethene	10	U
591-78-6	2-Hexanone	10	U
124-48-1	Dibromochloromethane	10	U
106-93-4	1,2-Dibromoethane	10	U
108-90-7	Chlorobenzene	10	U
100-41-4	Ethylbenzene	10	U
1330-20-7	Xylene (Total)	10	U
100-42-5	Styrene	10	U
75-25-2	Bromoform	10	U
98-82-8	Isopropylbenzene	10	U
79-34-5	1,1,2,2-Tetrachloroethane	10	U
541-73-1	1,3-Dichlorobenzene	10	U
106-46-7	1,4-Dichlorobenzene	10	U
95-50-1	1,2-Dichlorobenzene	10	U
96-12-8	1,2-Dibromo-3-chloropropane	10	U
120-82-1	1,2,4-Trichlorobenzene	10	U

1F  
VOLATILE ORGANICS ANALYSIS DATA SHEET  
TENTATIVELY IDENTIFIED COMPOUNDS

EPA SAMPLE NO.

VBK6T

Lab Name: MITKEM CORPORATION Contract: \_\_\_\_\_

Lab Code: MITKEM Case No.: \_\_\_\_\_ SAS No.: \_\_\_\_\_ SDG No.: MD0618

Matrix: (soil/water) WATER Lab Sample ID: MB-18358

Sample wt/vol: 5.000 (g/mL) ML Lab File ID: V6D6392

Level: (low/med) LOW Date Received: \_\_\_\_\_

% Moisture: not dec. \_\_\_\_\_ Date Analyzed: 06/02/05

GC Column: DB-624 ID: 0.25 (mm) Dilution Factor: 1.0

Soil Extract Volume: \_\_\_\_\_ (uL) Soil Aliquot Volume: \_\_\_\_\_ (uL)

Number TICs found: 0 CONCENTRATION UNITS:  
(ug/L or ug/Kg) ug/L

CAS NUMBER	COMPOUND NAME	RT	EST. CONC.	Q
1.				
2.				
3.				
4.				
5.				
6.				
7.				
8.				
9.				
10.				
11.				
12.				
13.				
14.				
15.				
16.				
17.				
18.				
19.				
20.				
21.				
22.				
23.				
24.				
25.				
26.				
27.				
28.				
29.				
30.				

Data File: \\AVOCADRO\ORGANICS\organic\woa\W6.i\050602.B\W6D6392.D

Date : 02-JUN-2005 10:35

Client ID: VBLK6T

Sample Info: ,MB-18358,VBLK6T

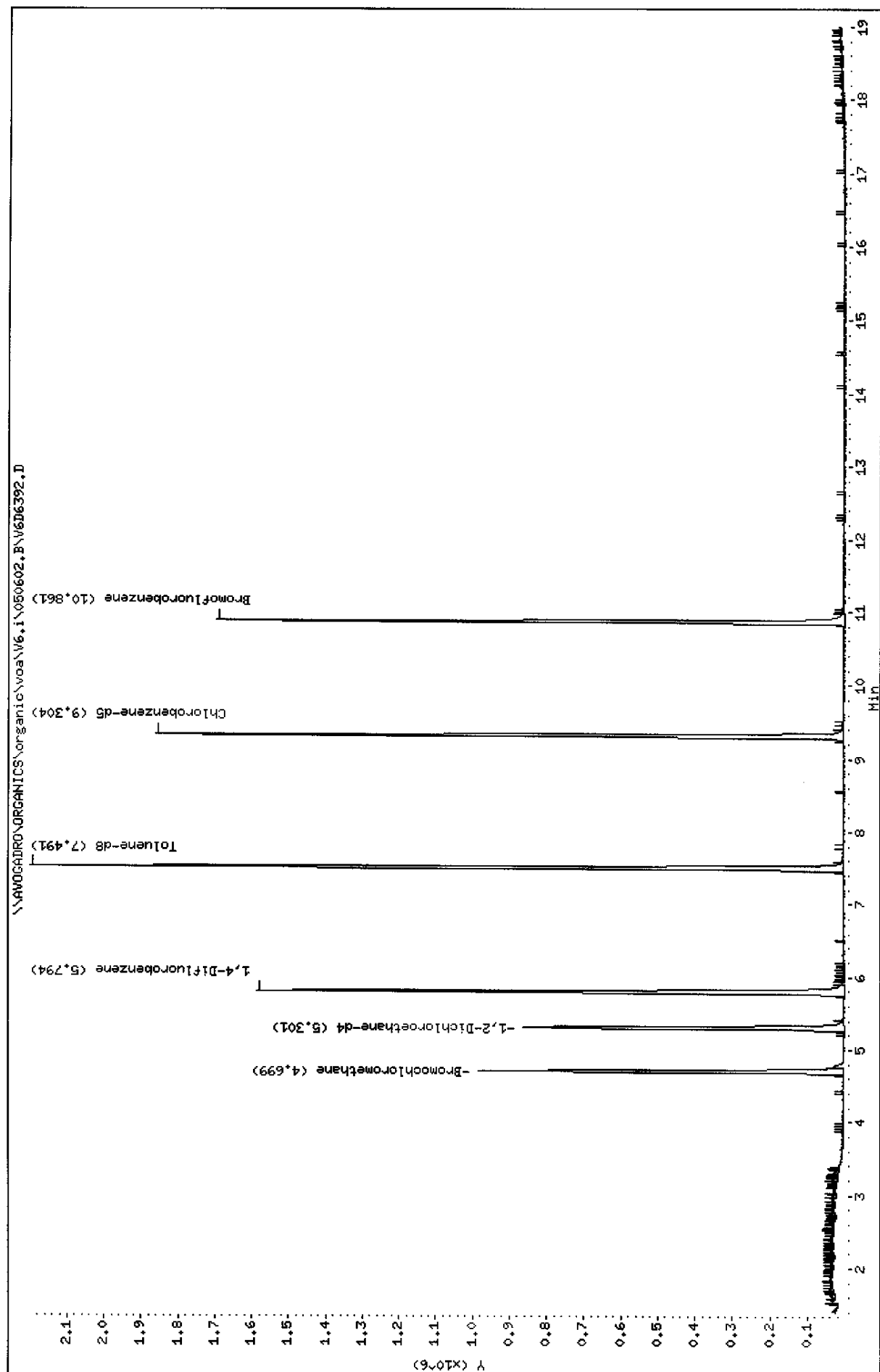
Purge Volume: 5.0

Column phase: DB-624

Instrument: W6.i

Operator: SB SRC: SB

Column diameter: 0.25



Data File: \\AVOGADRO\ORGANICS\organic\voa\V6.i\050602.B\V6D6392.D  
 Report Date: 21-Jun-2005 07:33

Mitkem Corporation

CLP OLM4.X - Water and Medium Soils

Data file : \\AVOGADRO\ORGANICS\organic\voa\V6.i\050602.B\V6D6392.D  
 Lab Smp Id: MB-18358 Client Smp ID: VBLK6T  
 Inj Date : 02-JUN-2005 10:35  
 Operator : SB SRC: SB Inst ID: V6.i  
 Smp Info : ,MB-18358,VBLK6T  
 Misc Info : ,2  
 Comment :  
 Method : \\AVOGADRO\ORGANICS\organic\voa\V6.i\050602.B\v6clp4s.m  
 Meth Date : 21-Jun-2005 07:32 mtl Quant Type: ISTD  
 Cal Date : 02-JUN-2005 09:37 Cal File: V6D6391.D  
 Als bottle: 2 QC Sample: BLANK  
 Dil Factor: 1.00000  
 Integrator: HP RTE Compound Sublist: CLP4.sub  
 Target Version: 4.03  
 Processing Host: TARGET7

Concentration Formula: Amt \* DF \* Uf \* 5/Vo

Name	Value	Description
DF	1.000	Dilution Factor
Uf	1.000	ng unit correction factor
Vo	5.000	Sample Volume purged (mL)

Compounds	QUANT SIG	MASS	RT	EXP RT	REL RT	RESPONSE	CONCENTRATIONS	
							ON-COLUMN ( ug/L)	FINAL ( ug/L)
* 18 Bromochloromethane	128	4.699	4.695	(1.000)	299792	50.0000		
\$ 23 1,2-Dichloroethane-d4	65	5.301	5.303	(1.128)	818573	49.2341	49	
* 26 1,4-Difluorobenzene	114	5.794	5.796	(1.000)	1323413	50.0000		
\$ 33 Toluene-d8	98	7.491	7.493	(0.805)	1674338	50.8863	51	
* 42 Chlorobenzene-d5	117	9.304	9.306	(1.000)	1270109	50.0000		
\$ 50 Bromofluorobenzene	95	10.861	10.857	(1.167)	645738	47.8358	48	

KC  
6/22/05

Data File: \\AVOGADRO\ORGANICS\organic\voa\V6.i\050602.B\V6D6392.D  
Report Date: 21-Jun-2005 07:33

Mitkem Corporation

CLP OLM4.X - Water and Medium Soils  
Data file : \\AVOGADRO\ORGANICS\organic\voa\V6.i\050602.B\V6D6392.D  
Lab Smp Id: MB-18358 Client Smp ID: VBLK6T  
Inj Date : 02-JUN-2005 10:35  
Operator : SB SRC: SB Inst ID: V6.i  
Smp Info : ,MB-18358,VBLK6T  
Misc Info : ,2  
Comment :  
Method : \\AVOGADRO\ORGANICS\organic\voa\V6.i\050602.B\v6clp4s.m  
Meth Date : 21-Jun-2005 07:32 mtl Quant Type: ISTD  
Cal Date : 02-JUN-2005 09:37 Cal File: V6D6391.D  
Als bottle: 2 QC Sample: BLANK  
Dil Factor: 1.00000  
Integrator: HP RTE Compound Sublist: CLP4.sub  
Target Version: 4.03  
Processing Host: TARGET7

- NO TENTATIVELY IDENTIFIED COMPOUNDS -



1A  
VOLATILE ORGANICS ANALYSIS DATA SHEET

EPA SAMPLE NO.

VBLK6V

Lab Name: MITKEM CORPORATION Contract: \_\_\_\_\_

Lab Code: MITKEM Case No.: \_\_\_\_\_ SAS No.: \_\_\_\_\_ SDG No.: MD0618

Matrix: (soil/water) WATER Lab Sample ID: MB-18379

Sample wt/vol: 5.000 (g/mL) ML Lab File ID: V6D6422

Level: (low/med) LOW Date Received: \_\_\_\_\_

% Moisture: not dec. \_\_\_\_\_ Date Analyzed: 06/03/05

GC Column: DB-624 ID: 0.25 (mm) Dilution Factor: 1.0

Soil Extract Volume: \_\_\_\_\_ (uL) Soil Aliquot Volume: \_\_\_\_\_ (uL)

CONCENTRATION UNITS:  
(ug/L or ug/Kg) UG/L Q

CAS NO.	COMPOUND		
75-71-8	Dichlorodifluoromethane	10	U
74-87-3	Chloromethane	10	U
75-01-4	Vinyl Chloride	10	U
74-83-9	Bromomethane	10	U
75-00-3	Chloroethane	10	U
75-69-4	Trichlorofluoromethane	10	U
75-35-4	1,1-Dichloroethene	10	U
76-13-1	1,1,2-Trichloro-1,2,2-trifluoroethane	10	U
67-64-1	Acetone	10	U
75-15-0	Carbon Disulfide	10	U
79-20-9	Methyl Acetate	10	U
75-09-2	Methylene Chloride	10	U
156-60-5	trans-1,2-Dichloroethene	10	U
1634-04-4	Methyl tert-Butyl Ether	10	U
75-34-3	1,1-Dichloroethane	10	U
156-59-2	cis-1,2-Dichloroethene	10	U
78-93-3	2-Butanone	10	U
67-66-3	Chloroform	10	U
71-55-6	1,1,1-Trichloroethane	10	U
110-82-7	Cyclohexane	10	U
56-23-5	Carbon Tetrachloride	10	U
71-43-2	Benzene	10	U
107-06-2	1,2-Dichloroethane	10	U

1B  
VOLATILE ORGANICS ANALYSIS DATA SHEET

EPA SAMPLE NO.

VBLK6V

Lab Name: MITKEM CORPORATION Contract: \_\_\_\_\_

Lab Code: MITKEM Case No.: \_\_\_\_\_ SAS No.: \_\_\_\_\_ SDG No.: MD0618

Matrix: (soil/water) WATER Lab Sample ID: MB-18379

Sample wt/vol: 5.000 (g/mL) ML Lab File ID: V6D6422

Level: (low/med) LOW Date Received: \_\_\_\_\_

% Moisture: not dec. \_\_\_\_\_ Date Analyzed: 06/03/05

GC Column: DB-624 ID: 0.25 (mm) Dilution Factor: 1.0

Soil Extract Volume: \_\_\_\_\_ (uL) Soil Aliquot Volume: \_\_\_\_\_ (uL)

CONCENTRATION UNITS:  
(ug/L or ug/Kg) UG/L Q

CAS NO.	COMPOUND		
79-01-6	Trichloroethene	10	U
108-87-2	Methylcyclohexane	10	U
78-87-5	1,2-Dichloropropane	10	U
75-27-4	Bromodichloromethane	10	U
10061-01-5	cis-1,3-Dichloropropene	10	U
108-10-1	4-Methyl-2-Pentanone	10	U
108-88-3	Toluene	10	U
10061-02-6	trans-1,3-Dichloropropene	10	U
79-00-5	1,1,2-Trichloroethane	10	U
127-18-4	Tetrachloroethene	10	U
591-78-6	2-Hexanone	10	U
124-48-1	Dibromochloromethane	10	U
106-93-4	1,2-Dibromoethane	10	U
108-90-7	Chlorobenzene	10	U
100-41-4	Ethylbenzene	10	U
1330-20-7	Xylene (Total)	10	U
100-42-5	Styrene	10	U
75-25-2	Bromoform	10	U
98-82-8	Isopropylbenzene	10	U
79-34-5	1,1,2,2-Tetrachloroethane	10	U
541-73-1	1,3-Dichlorobenzene	10	U
106-46-7	1,4-Dichlorobenzene	10	U
95-50-1	1,2-Dichlorobenzene	10	U
96-12-8	1,2-Dibromo-3-chloropropane	10	U
120-82-1	1,2,4-Trichlorobenzene	10	U

1F  
VOLATILE ORGANICS ANALYSIS DATA SHEET  
TENTATIVELY IDENTIFIED COMPOUNDS

EPA SAMPLE NO.

VBLK6V

Lab Name: MITKEM CORPORATION Contract: \_\_\_\_\_

Lab Code: MITKEM Case No.: \_\_\_\_\_ SAS No.: \_\_\_\_\_ SDG No.: MD0618

Matrix: (soil/water) WATER Lab Sample ID: MB-18379

Sample wt/vol: 5.000 (g/mL) ML Lab File ID: V6D6422

Level: (low/med) LOW Date Received: \_\_\_\_\_

% Moisture: not dec. \_\_\_\_\_ Date Analyzed: 06/03/05

GC Column: DB-624 ID: 0.25 (mm) Dilution Factor: 1.0

Soil Extract Volume: \_\_\_\_\_ (uL) Soil Aliquot Volume: \_\_\_\_\_ (uL)

Number TICs found: 0 CONCENTRATION UNITS:  
(ug/L or ug/Kg) ug/L

CAS NUMBER	COMPOUND NAME	RT	EST. CONC.	Q
1.				
2.				
3.				
4.				
5.				
6.				
7.				
8.				
9.				
10.				
11.				
12.				
13.				
14.				
15.				
16.				
17.				
18.				
19.				
20.				
21.				
22.				
23.				
24.				
25.				
26.				
27.				
28.				
29.				
30.				

Data File: \\AVOCADRO\ORGANICS\voa\W6.i\050603.B\W6D6422.D

Date : 03-JUN-2005 12:28

Client ID: VBLK6V

Sample Info: HB-18379,VBLK6V

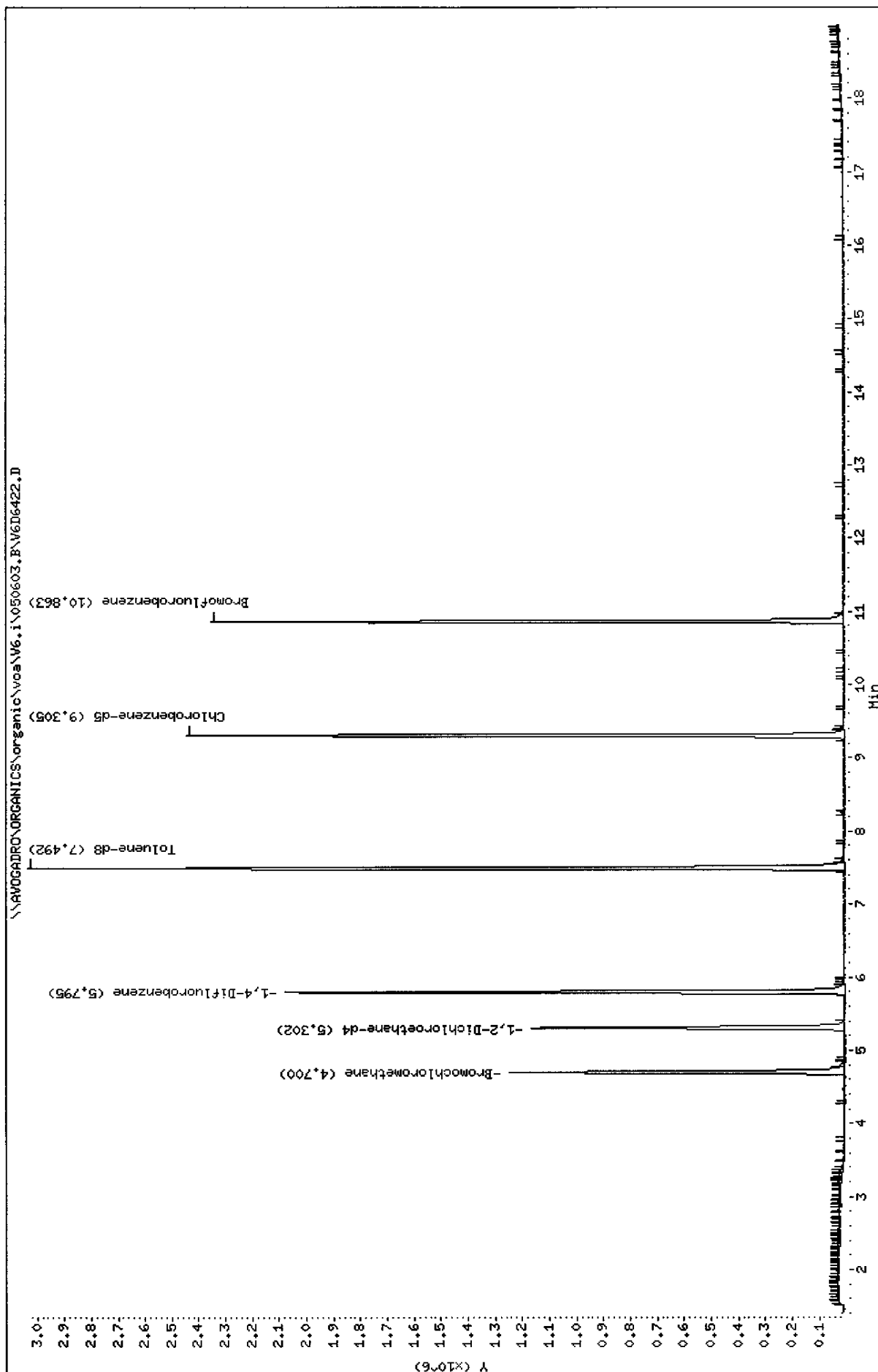
Purge Volume: 5.0

Column phase: DB-624

Instrument: V6.i

Operator: SB SRC: SB

Column diameter: 0.25



Data File: \\AVOGADRO\ORGANICS\organic\voa\V6.i\050603.B\V6D6422.D  
Report Date: 22-Jun-2005 17:02

Mitkem Corporation

CLP OLM4.X - Water and Medium Soils

Data file : \\AVOGADRO\ORGANICS\organic\voa\V6.i\050603.B\V6D6422.D  
Lab Smp Id: MB-18379 Client Smp ID: VBLK6V  
Inj Date : 03-JUN-2005 12:28  
Operator : SB SRC: SB Inst ID: V6.i  
Smp Info : ,MB-18379,VBLK6V  
Misc Info : ,2  
Comment :  
Method : \\AVOGADRO\ORGANICS\organic\voa\V6.i\050603.B\v6clp4s.m  
Meth Date : 06-Jun-2005 09:32 mtl Quant Type: ISTD  
Cal Date : 03-JUN-2005 11:51 Cal File: V6D6421.D  
Als bottle: 2 QC Sample: BLANK ✓  
Dil Factor: 1.00000  
Integrator: HP RTE Compound Sublist: CLP4.sub  
Target Version: 4.03  
Processing Host: TARGET3

Concentration Formula: Amt \* DF \* Uf \* 5/Vo

Name	Value	Description
DF	1.000	Dilution Factor
Uf	1.000	ng unit correction factor
Vo	5.000	Sample Volume purged (mL)

Compounds	QUANT SIG MASS	RT	EXP RT	REL RT	RESPONSE	CONCENTRATIONS	
						ON-COLUMN ( ug/L)	FINAL ( ug/L)
* 18 Bromochloromethane	128	4.700	4.699	(1.000)	395153	50.0000	
\$ 23 1,2-Dichloroethane-d4	65	5.302	5.301	(1.128)	1061840	47.1440	47
* 26 1,4-Difluorobenzene	114	5.795	5.794	(1.000)	1855428	50.0000	
\$ 33 Toluene-d8	98	7.492	7.492	(0.805)	2297503	49.9835	50
* 42 Chlorobenzene-d5	117	9.305	9.304	(1.000)	1692318	50.0000	
\$ 50 Bromofluorobenzene	95	10.863	10.862	(1.167)	885232	46.2679	46

KC  
6/22/05

Data File: \\AVOGADRO\ORGANICS\organic\voa\V6.i\050603.B\V6D6422.D  
Report Date: 22-Jun-2005 17:02

Mitkem Corporation

CLP OLM4.X - Water and Medium Soils

Data file : \\AVOGADRO\ORGANICS\organic\voa\V6.i\050603.B\V6D6422.D  
Lab Smp Id: MB-18379 Client Smp ID: VBLK6V  
Inj Date : 03-JUN-2005 12:28  
Operator : SB SRC: SB Inst ID: V6.i  
Smp Info : ,MB-18379,VBLK6V  
Misc Info : ,2  
Comment :  
Method : \\AVOGADRO\ORGANICS\organic\voa\V6.i\050603.B\v6clp4s.m  
Meth Date : 06-Jun-2005 09:32 mtl Quant Type: ISTD  
Cal Date : 03-JUN-2005 11:51 Cal File: V6D6421.D  
Als bottle: 2 QC Sample: BLANK  
Dil Factor: 1.00000  
Integrator: HP RTE Compound Sublist: CLP4.sub  
Target Version: 4.03  
Processing Host: TARGET3

- NO TENTATIVELY IDENTIFIED COMPOUNDS -

1A  
VOLATILE ORGANICS ANALYSIS DATA SHEET

EPA SAMPLE NO.

VBLK6X

Lab Name: MITKEM CORPORATION Contract: \_\_\_\_\_

Lab Code: MITKEM Case No.: \_\_\_\_\_ SAS No.: \_\_\_\_\_ SDG No.: MD0618

Matrix: (soil/water) WATER Lab Sample ID: MB-18399

Sample wt/vol: 5.000 (g/mL) ML Lab File ID: V6D6456

Level: (low/med) LOW Date Received: \_\_\_\_\_

% Moisture: not dec. \_\_\_\_\_ Date Analyzed: 06/06/05

GC Column: DB-624 ID: 0.25 (mm) Dilution Factor: 1.0

Soil Extract Volume: \_\_\_\_\_ (uL) Soil Aliquot Volume: \_\_\_\_\_ (uL)

CONCENTRATION UNITS:  
(ug/L or ug/Kg) UG/L Q

CAS NO.	COMPOUND		
75-71-8	Dichlorodifluoromethane	10	U
74-87-3	Chloromethane	10	U
75-01-4	Vinyl Chloride	10	U
74-83-9	Bromomethane	10	U
75-00-3	Chloroethane	10	U
75-69-4	Trichlorofluoromethane	10	U
75-35-4	1,1-Dichloroethene	10	U
76-13-1	1,1,2-Trichloro-1,2,2-trifluoroethane	10	U
67-64-1	Acetone	10	U
75-15-0	Carbon Disulfide	10	U
79-20-9	Methyl Acetate	10	U
75-09-2	Methylene Chloride	10	U
156-60-5	trans-1,2-Dichloroethene	10	U
1634-04-4	Methyl tert-Butyl Ether	10	U
75-34-3	1,1-Dichloroethane	10	U
156-59-2	cis-1,2-Dichloroethene	10	U
78-93-3	2-Butanone	10	U
67-66-3	Chloroform	10	U
71-55-6	1,1,1-Trichloroethane	10	U
110-82-7	Cyclohexane	10	U
56-23-5	Carbon Tetrachloride	10	U
71-43-2	Benzene	10	U
107-06-2	1,2-Dichloroethane	10	U

1B  
VOLATILE ORGANICS ANALYSIS DATA SHEET

EPA SAMPLE NO.

VBLK6X

Lab Name: MITKEM CORPORATION Contract: \_\_\_\_\_

Lab Code: MITKEM Case No.: \_\_\_\_\_ SAS No.: \_\_\_\_\_ SDG No.: MD0618

Matrix: (soil/water) WATER Lab Sample ID: MB-18399

Sample wt/vol: 5.000 (g/mL) ML Lab File ID: V6D6456

Level: (low/med) LOW Date Received: \_\_\_\_\_

% Moisture: not dec. \_\_\_\_\_ Date Analyzed: 06/06/05

GC Column: DB-624 ID: 0.25 (mm) Dilution Factor: 1.0

Soil Extract Volume: \_\_\_\_\_ (uL) Soil Aliquot Volume: \_\_\_\_\_ (uL)

CONCENTRATION UNITS:  
(ug/L or ug/Kg) UG/L Q

CAS NO.	COMPOUND		
79-01-6	Trichloroethene	10	U
108-87-2	Methylcyclohexane	10	U
78-87-5	1,2-Dichloropropane	10	U
75-27-4	Bromodichloromethane	10	U
10061-01-5	cis-1,3-Dichloropropene	10	U
108-10-1	4-Methyl-2-Pentanone	10	U
108-88-3	Toluene	10	U
10061-02-6	trans-1,3-Dichloropropene	10	U
79-00-5	1,1,2-Trichloroethane	10	U
127-18-4	Tetrachloroethene	10	U
591-78-6	2-Hexanone	10	U
124-48-1	Dibromochloromethane	10	U
106-93-4	1,2-Dibromoethane	10	U
108-90-7	Chlorobenzene	10	U
100-41-4	Ethylbenzene	10	U
1330-20-7	Xylene (Total)	10	U
100-42-5	Styrene	10	U
75-25-2	Bromoform	10	U
98-82-8	Isopropylbenzene	10	U
79-34-5	1,1,2,2-Tetrachloroethane	10	U
541-73-1	1,3-Dichlorobenzene	10	U
106-46-7	1,4-Dichlorobenzene	10	U
95-50-1	1,2-Dichlorobenzene	10	U
96-12-8	1,2-Dibromo-3-chloropropane	10	U
120-82-1	1,2,4-Trichlorobenzene	10	U



1F  
VOLATILE ORGANICS ANALYSIS DATA SHEET  
TENTATIVELY IDENTIFIED COMPOUNDS

EPA SAMPLE NO.

VBK6X

Lab Name: MITKEM CORPORATION Contract: \_\_\_\_\_

Lab Code: MITKEM Case No.: \_\_\_\_\_ SAS No.: \_\_\_\_\_ SDG No.: MD0618

Matrix: (soil/water) WATER

Lab Sample ID: MB-18399

Sample wt/vol: 5.000 (g/mL) ML

Lab File ID: V6D6456

Level: (low/med) LOW

Date Received: \_\_\_\_\_

% Moisture: not dec. \_\_\_\_\_

Date Analyzed: 06/06/05

GC Column: DB-624 ID: 0.25 (mm)

Dilution Factor: 1.0

Soil Extract Volume: \_\_\_\_\_ (uL)

Soil Aliquot Volume: \_\_\_\_\_ (uL)

Number TICs found: 0

CONCENTRATION UNITS:  
(ug/L or ug/Kg) ug/L

CAS NUMBER	COMPOUND NAME	RT	EST. CONC.	Q
1.				
2.				
3.				
4.				
5.				
6.				
7.				
8.				
9.				
10.				
11.				
12.				
13.				
14.				
15.				
16.				
17.				
18.				
19.				
20.				
21.				
22.				
23.				
24.				
25.				
26.				
27.				
28.				
29.				
30.				

Data File: \\AVOCADRO\ORGANICS\voa\voa\6.i\050606.B\6D6456.D

Date : 06-JUN-2005 14:18

Client ID: VBLK6X

Sample Info: MB-18399,VBLK6X

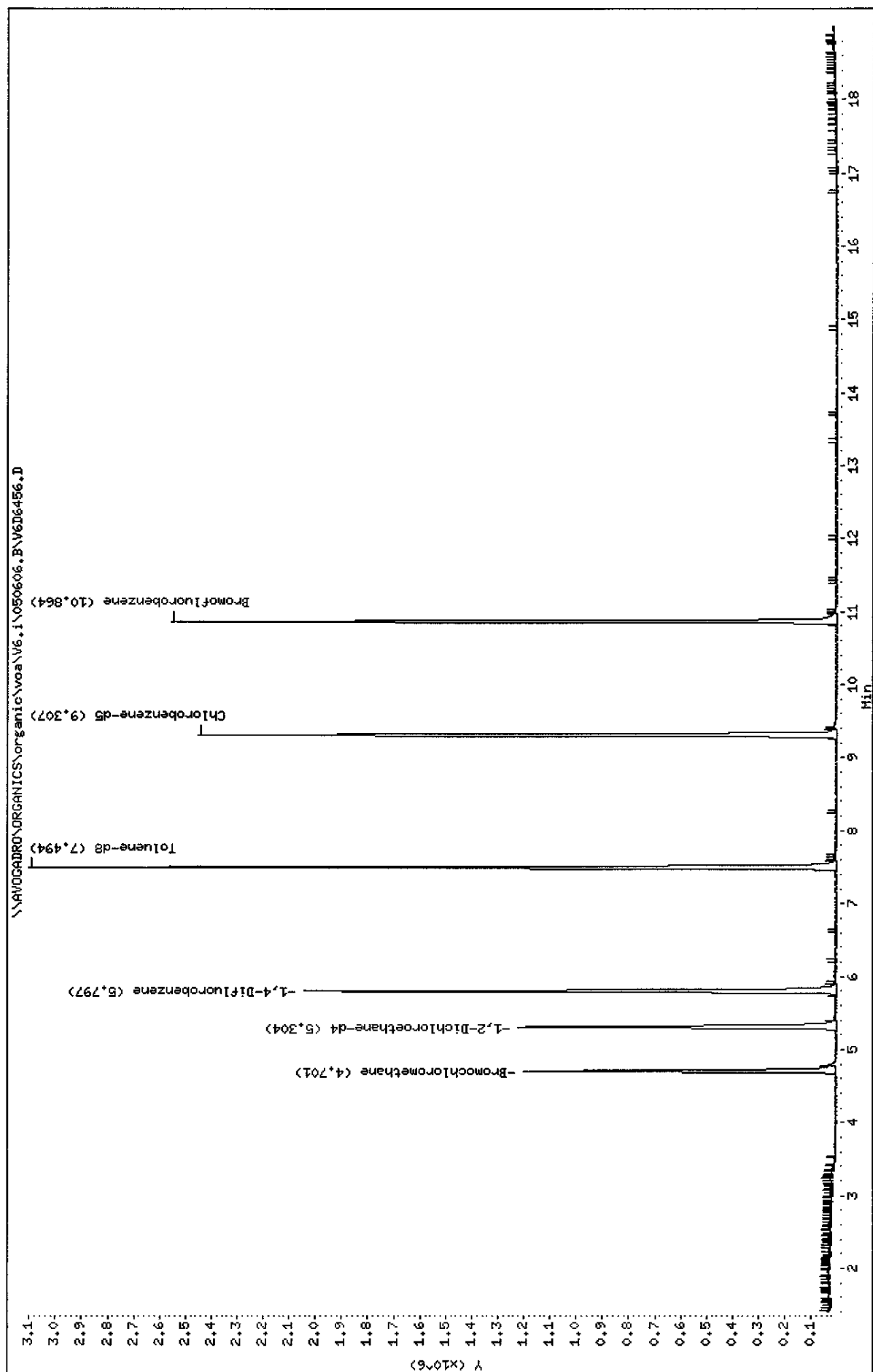
Purge Volume: 5.0

Column phase: DB-624

Instrument: V6.i

Operator: SB SRC: SB

Column diameter: 0.25



Data File: \\AVOGADRO\ORGANICS\organic\voa\V6.i\050606.B\V6D6456.D  
 Report Date: 21-Jun-2005 12:12

Mitkem Corporation

CLP OLM4.X - Water and Medium Soils

Data file : \\AVOGADRO\ORGANICS\organic\voa\V6.i\050606.B\V6D6456.D  
 Lab Smp Id: MB-18399 Client Smp ID: VBLK6X  
 Inj Date : 06-JUN-2005 14:18  
 Operator : SB SRC: SB Inst ID: V6.i  
 Smp Info : ,MB-18399,VBLK6X  
 Misc Info : ,1,2  
 Comment :  
 Method : \\AVOGADRO\ORGANICS\organic\voa\V6.i\050606.B\v6clp4s.m  
 Meth Date : 18-Jun-2005 13:57 mtl Quant Type: ISTD  
 Cal Date : 06-JUN-2005 09:40 Cal File: V6D6451.D  
 Als bottle: 1 QC Sample: BLANK  
 Dil Factor: 1.00000  
 Integrator: HP RTE Compound Sublist: CLP4\_THF.sub  
 Target Version: 4.03  
 Processing Host: TARGET5

Concentration Formula: Amt \* DF \* Uf \* 5/Vo

Name	Value	Description
DF	1.000	Dilution Factor
Uf	1.000	ng unit correction factor
Vo	5.000	Sample Volume purged (mL)

Compounds	QUANT SIG	MASS	RT	EXP RT	REL RT	RESPONSE	CONCENTRATIONS	
							ON-COLUMN ( ug/L)	FINAL ( ug/L)
* 18 Bromochloromethane	====	128	4.702	4.700	(1.000)	385079	50.0000	
\$ 23 1,2-Dichloroethane-d4		65	5.304	5.302	(1.128)	1126147	50.3594	50
* 26 1,4-Difluorobenzene		114	5.797	5.795	(1.000)	1708512	50.0000	
\$ 33 Toluene-d8		98	7.494	7.492	(0.805)	2321998	51.2465	51
* 42 Chlorobenzene-d5		117	9.307	9.305	(1.000)	1636551	50.0000	
\$ 50 Bromofluorobenzene		95	10.864	10.862	(1.167)	930892	49.8999	50

KL  
6/27/05

Data File: \\AVOGADRO\ORGANICS\organic\voa\V6.i\050606.B\V6D6456.D  
Report Date: 21-Jun-2005 12:12

Mitkem Corporation

CLP OLM4.X - Water and Medium Soils  
Data file : \\AVOGADRO\ORGANICS\organic\voa\V6.i\050606.B\V6D6456.D  
Lab Smp Id: MB-18399 Client Smp ID: VBLK6X  
Inj Date : 06-JUN-2005 14:18  
Operator : SB SRC: SB Inst ID: V6.i  
Smp Info : ,MB-18399,VBLK6X  
Misc Info : ,1,2  
Comment :  
Method : \\AVOGADRO\ORGANICS\organic\voa\V6.i\050606.B\v6clp4s.m  
Meth Date : 18-Jun-2005 13:57 mtl Quant Type: ISTD  
Cal Date : 06-JUN-2005 09:40 Cal File: V6D6451.D  
Als bottle: 1 QC Sample: BLANK  
Dil Factor: 1.00000  
Integrator: HP RTE Compound Sublist: CLP4\_THF.sub  
Target Version: 4.03  
Processing Host: TARGET5

- NO TENTATIVELY IDENTIFIED COMPOUNDS -

1A  
VOLATILE ORGANICS ANALYSIS DATA SHEET

EPA SAMPLE NO.

VBLK6Y

Lab Name: MITKEM CORPORATION Contract: \_\_\_\_\_

Lab Code: MITKEM Case No.: \_\_\_\_\_ SAS No.: \_\_\_\_\_ SDG No.: MD0618

Matrix: (soil/water) WATER Lab Sample ID: MB-18423

Sample wt/vol: 5.000 (g/mL) ML Lab File ID: V6D6482

Level: (low/med) LOW Date Received: \_\_\_\_\_

% Moisture: not dec. \_\_\_\_\_ Date Analyzed: 06/07/05

GC Column: DB-624 ID: 0.25 (mm) Dilution Factor: 1.0

Soil Extract Volume: \_\_\_\_\_ (uL) Soil Aliquot Volume: \_\_\_\_\_ (uL)

CONCENTRATION UNITS:  
(ug/L or ug/Kg) UG/L Q

CAS NO.	COMPOUND		
75-71-8	Dichlorodifluoromethane	10	U
74-87-3	Chloromethane	10	U
75-01-4	Vinyl Chloride	10	U
74-83-9	Bromomethane	10	U
75-00-3	Chloroethane	10	U
75-69-4	Trichlorofluoromethane	10	U
75-35-4	1,1-Dichloroethene	10	U
76-13-1	1,1,2-Trichloro-1,2,2-trifluoroethane	10	U
67-64-1	Acetone	10	U
75-15-0	Carbon Disulfide	10	U
79-20-9	Methyl Acetate	10	U
75-09-2	Methylene Chloride	10	U
156-60-5	trans-1,2-Dichloroethene	10	U
1634-04-4	Methyl tert-Butyl Ether	10	U
75-34-3	1,1-Dichloroethane	10	U
156-59-2	cis-1,2-Dichloroethene	10	U
78-93-3	2-Butanone	10	U
67-66-3	Chloroform	10	U
71-55-6	1,1,1-Trichloroethane	10	U
110-82-7	Cyclohexane	10	U
56-23-5	Carbon Tetrachloride	10	U
71-43-2	Benzene	10	U
107-06-2	1,2-Dichloroethane	10	U

1B  
VOLATILE ORGANICS ANALYSIS DATA SHEET

EPA SAMPLE NO.

VLK6Y

Lab Name: MITKEM CORPORATION Contract: \_\_\_\_\_

Lab Code: MITKEM Case No.: \_\_\_\_\_ SAS No.: \_\_\_\_\_ SDG No.: MD0618

Matrix: (soil/water) WATER Lab Sample ID: MB-18423

Sample wt/vol: 5.000 (g/mL) ML Lab File ID: V6D6482

Level: (low/med) LOW Date Received: \_\_\_\_\_

% Moisture: not dec. \_\_\_\_\_ Date Analyzed: 06/07/05

GC Column: DB-624 ID: 0.25 (mm) Dilution Factor: 1.0

Soil Extract Volume: \_\_\_\_\_ (uL) Soil Aliquot Volume: \_\_\_\_\_ (uL)

CONCENTRATION UNITS:  
(ug/L or ug/Kg) UG/L Q

CAS NO.	COMPOUND		
79-01-6	Trichloroethene	10	U
108-87-2	Methylcyclohexane	10	U
78-87-5	1,2-Dichloropropane	10	U
75-27-4	Bromodichloromethane	10	U
10061-01-5	cis-1,3-Dichloropropene	10	U
108-10-1	4-Methyl-2-Pentanone	10	U
108-88-3	Toluene	10	U
10061-02-6	trans-1,3-Dichloropropene	10	U
79-00-5	1,1,2-Trichloroethane	10	U
127-18-4	Tetrachloroethene	10	U
591-78-6	2-Hexanone	10	U
124-48-1	Dibromochloromethane	10	U
106-93-4	1,2-Dibromoethane	10	U
108-90-7	Chlorobenzene	10	U
100-41-4	Ethylbenzene	10	U
1330-20-7	Xylene (Total)	10	U
100-42-5	Styrene	10	U
75-25-2	Bromoform	10	U
98-82-8	Isopropylbenzene	10	U
79-34-5	1,1,2,2-Tetrachloroethane	10	U
541-73-1	1,3-Dichlorobenzene	10	U
106-46-7	1,4-Dichlorobenzene	10	U
95-50-1	1,2-Dichlorobenzene	10	U
96-12-8	1,2-Dibromo-3-chloropropane	10	U
120-82-1	1,2,4-Trichlorobenzene	10	U

1F  
VOLATILE ORGANICS ANALYSIS DATA SHEET  
TENTATIVELY IDENTIFIED COMPOUNDS

EPA SAMPLE NO.

VBLK6Y

Lab Name: MITKEM CORPORATION Contract: \_\_\_\_\_

Lab Code: MITKEM Case No.: \_\_\_\_\_ SAS No.: \_\_\_\_\_ SDG No.: MD0618

Matrix: (soil/water) WATER Lab Sample ID: MB-18423

Sample wt/vol: 5.000 (g/mL) ML Lab File ID: V6D6482

Level: (low/med) LOW Date Received: \_\_\_\_\_

% Moisture: not dec. \_\_\_\_\_ Date Analyzed: 06/07/05

GC Column: DB-624 ID: 0.25 (mm) Dilution Factor: 1.0

Soil Extract Volume: \_\_\_\_\_ (uL) Soil Aliquot Volume: \_\_\_\_\_ (uL)

Number TICs found: 0

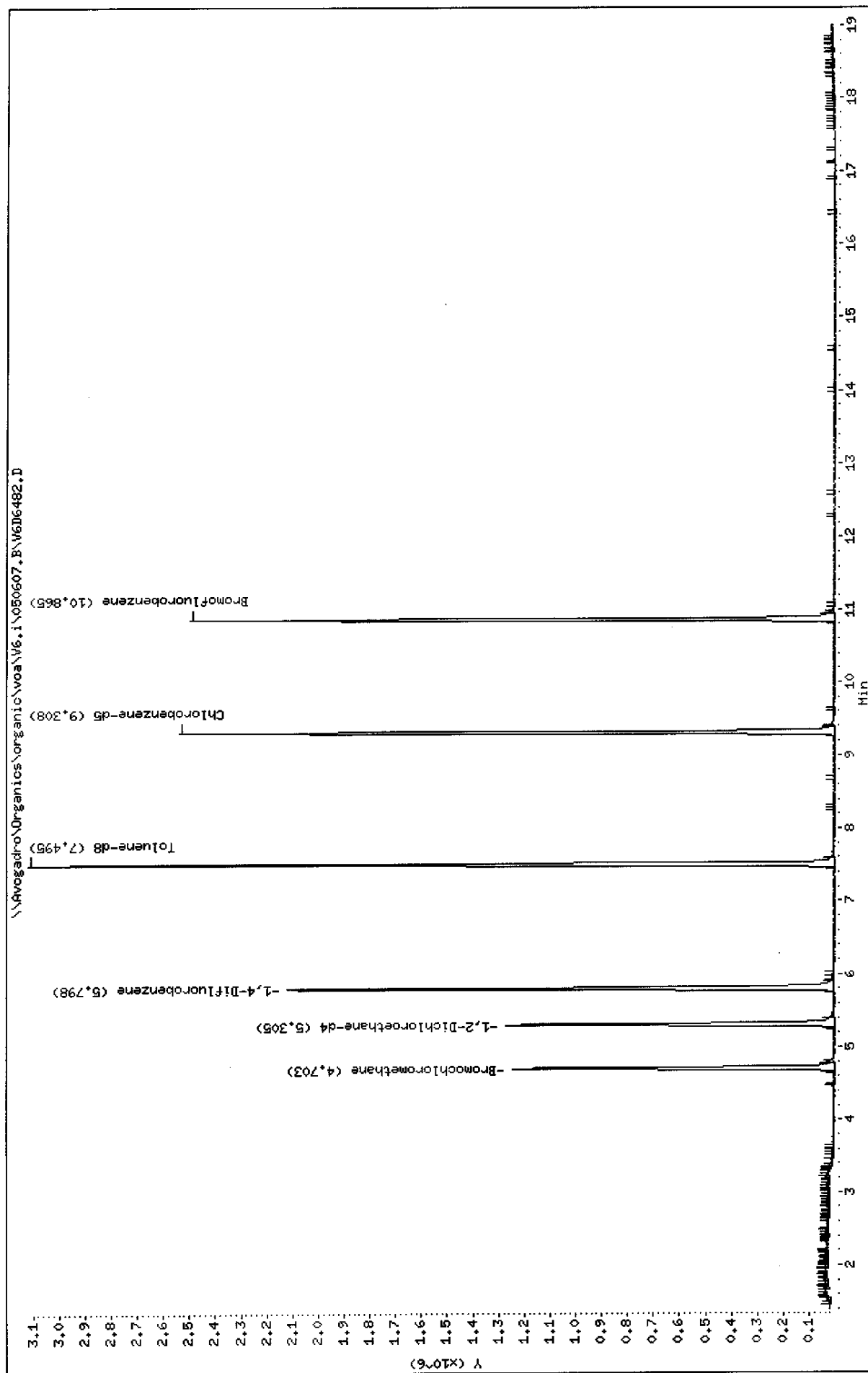
CONCENTRATION UNITS:  
(ug/L or ug/Kg) ug/L

CAS NUMBER	COMPOUND NAME	RT	EST. CONC.	Q
1.				
2.				
3.				
4.				
5.				
6.				
7.				
8.				
9.				
10.				
11.				
12.				
13.				
14.				
15.				
16.				
17.				
18.				
19.				
20.				
21.				
22.				
23.				
24.				
25.				
26.				
27.				
28.				
29.				
30.				

Data File: \\Avogadro\Organics\organic\voa\V6.i\050607.B\050607.D  
Date : 07-JUN-2005 10:43  
Client ID: VBLK6Y  
Sample Info: MB-18423.VBLK6Y  
Purge Volume: 5.0  
Column phase: DB-624

Instrument: V6.i

Operator: SB SRC: SB  
Column diameter: 0.25





Data File: \\Avogadro\Organics\organic\voa\V6.i\050607.B\V6D6482.D  
 Report Date: 24-Jun-2005 17:57

Mitkem Corporation

CLP OLM4.X - Water and Medium Soils

Data file : \\Avogadro\Organics\organic\voa\V6.i\050607.B\V6D6482.D  
 Lab Smp Id: MB-18423 Client Smp ID: VBLK6Y  
 Inj Date : 07-JUN-2005 10:49  
 Operator : SB SRC: SB Inst ID: V6.i  
 Smp Info : ,MB-18423,VBLK6Y  
 Misc Info : ,1,3  
 Comment :  
 Method : \\AVOGADRO\ORGANICS\organic\voa\V6.i\050607.B\v6clp4s.m  
 Meth Date : 24-Jun-2005 17:55 mtl Quant Type: ISTD  
 Cal Date : 07-JUN-2005 09:57 Cal File: V6D6481.D ✓  
 Als bottle: 2 QC Sample: BLANK  
 Dil Factor: 1.00000  
 Integrator: HP RTE Compound Sublist: CLP4.sub  
 Target Version: 4.12  
 Processing Host: TARGET10

Concentration Formula: Amt \* DF \* Uf \* 5/Vo \* CpndVariable

Name	Value	Description
DF	1.000	Dilution Factor
Uf	1.000	ng unit correction factor
Vo	5.000	Sample Volume purged (mL)
Va	10.000	LCS Aliquot Volume
Cpnd Variable		Local Compound Variable

Compounds	QUANT SIG	RT	EXP RT	REL RT	RESPONSE	CONCENTRATIONS	
						ON-COLUMN ( ug/L)	FINAL ( ug/L)
* 18 Bromochloromethane	128	4.702	4.699	(1.000)	407293	50.0000	
\$ 23 1,2-Dichloroethane-d4	65	5.305	5.302	(1.128)	1168774	46.3641	46
* 26 1,4-Difluorobenzene	114	5.797	5.794	(1.000)	1825414	50.0000	
\$ 33 Toluene-d8	98	7.495	7.492	(0.805)	2330988	44.9943	45
* 42 Chlorobenzene-d5	117	9.308	9.304	(1.000)	1727582	50.0000	
\$ 50 Bromofluorobenzene	95	10.865	10.862	(1.167)	941552	44.8915	45

KL  
6/27/05

Data File: \\Avogadro\Organics\organic\voa\V6.i\050607.B\V6D6482.D  
Report Date: 24-Jun-2005 17:57

Mitkem Corporation

CLP OLM4.X - Water and Medium Soils  
Data file : \\Avogadro\Organics\organic\voa\V6.i\050607.B\V6D6482.D  
Lab Smp Id: MB-18423 Client Smp ID: VBLK6Y  
Inj Date : 07-JUN-2005 10:49  
Operator : SB SRC: SB Inst ID: V6.i  
Smp Info : ,MB-18423,VBLK6Y  
Misc Info : ,1,3  
Comment :  
Method : \\AVOGADRO\ORGANICS\organic\voa\V6.i\050607.B\v6clp4s.m  
Meth Date : 24-Jun-2005 17:55 mtl Quant Type: ISTD  
Cal Date : 07-JUN-2005 09:57 Cal File: V6D6481.D  
Als bottle: 2 QC Sample: BLANK  
Dil Factor: 1.00000  
Integrator: HP RTE Compound Sublist: CLP4.sub  
Target Version: 4.12  
Processing Host: TARGET10

- NO TENTATIVELY IDENTIFIED COMPOUNDS -

1A  
VOLATILE ORGANICS ANALYSIS DATA SHEET

EPA SAMPLE NO.

VBLK6Q

Lab Name: MITKEM CORPORATION Contract: \_\_\_\_\_

Lab Code: MITKEM Case No.: \_\_\_\_\_ SAS No.: \_\_\_\_\_ SDG No.: MD0618

Matrix: (soil/water) WATER Lab Sample ID: MB-18686

Sample wt/vol: 5.000 (g/mL) ML Lab File ID: V6D6822

Level: (low/med) LOW Date Received: \_\_\_\_\_

% Moisture: not dec. \_\_\_\_\_ Date Analyzed: 06/23/05

GC Column: DB-624 ID: 0.25 (mm) Dilution Factor: 1.0

Soil Extract Volume: \_\_\_\_\_ (uL) Soil Aliquot Volume: \_\_\_\_\_ (uL)

CONCENTRATION UNITS:  
(ug/L or ug/Kg) UG/L Q

CAS NO.	COMPOUND		
75-71-8	Dichlorodifluoromethane	10	U
74-87-3	Chloromethane	10	U
75-01-4	Vinyl Chloride	10	U
74-83-9	Bromomethane	10	U
75-00-3	Chloroethane	10	U
75-69-4	Trichlorofluoromethane	10	U
75-35-4	1,1-Dichloroethene	10	U
76-13-1	1,1,2-Trichloro-1,2,2-trifluoroethane	10	U
67-64-1	Acetone	10	U
75-15-0	Carbon Disulfide	10	U
79-20-9	Methyl Acetate	10	U
75-09-2	Methylene Chloride	10	U
156-60-5	trans-1,2-Dichloroethene	10	U
1634-04-4	Methyl tert-Butyl Ether	10	U
75-34-3	1,1-Dichloroethane	10	U
156-59-2	cis-1,2-Dichloroethene	10	U
78-93-3	2-Butanone	10	U
67-66-3	Chloroform	10	U
71-55-6	1,1,1-Trichloroethane	10	U
110-82-7	Cyclohexane	10	U
56-23-5	Carbon Tetrachloride	10	U
71-43-2	Benzene	10	U
107-06-2	1,2-Dichloroethane	10	U

1B  
VOLATILE ORGANICS ANALYSIS DATA SHEET

EPA SAMPLE NO.

VBK6Q

Lab Name: MITKEM CORPORATION Contract: \_\_\_\_\_

Lab Code: MITKEM Case No.: \_\_\_\_\_ SAS No.: \_\_\_\_\_ SDG No.: MD0618

Matrix: (soil/water) WATER Lab Sample ID: MB-18686

Sample wt/vol: 5.000 (g/mL) ML Lab File ID: V6D6822

Level: (low/med) LOW Date Received: \_\_\_\_\_

% Moisture: not dec. \_\_\_\_\_ Date Analyzed: 06/23/05

GC Column: DB-624 ID: 0.25 (mm) Dilution Factor: 1.0

Soil Extract Volume: \_\_\_\_\_ (uL) Soil Aliquot Volume: \_\_\_\_\_ (uL)

CONCENTRATION UNITS:  
(ug/L or ug/Kg) UG/L Q

CAS NO.	COMPOUND		
79-01-6	Trichloroethene	10	U
108-87-2	Methylcyclohexane	10	U
78-87-5	1,2-Dichloropropane	10	U
75-27-4	Bromodichloromethane	10	U
10061-01-5	cis-1,3-Dichloropropene	10	U
108-10-1	4-Methyl-2-Pentanone	10	U
108-88-3	Toluene	10	U
10061-02-6	trans-1,3-Dichloropropene	10	U
79-00-5	1,1,2-Trichloroethane	10	U
127-18-4	Tetrachloroethene	10	U
591-78-6	2-Hexanone	10	U
124-48-1	Dibromochloromethane	10	U
106-93-4	1,2-Dibromoethane	10	U
108-90-7	Chlorobenzene	10	U
100-41-4	Ethylbenzene	10	U
1330-20-7	Xylene (Total)	10	U
100-42-5	Styrene	10	U
75-25-2	Bromoform	10	U
98-82-8	Isopropylbenzene	10	U
79-34-5	1,1,2,2-Tetrachloroethane	10	U
541-73-1	1,3-Dichlorobenzene	10	U
106-46-7	1,4-Dichlorobenzene	10	U
95-50-1	1,2-Dichlorobenzene	10	U
96-12-8	1,2-Dibromo-3-chloropropane	10	U
120-82-1	1,2,4-Trichlorobenzene	10	U

1F  
VOLATILE ORGANICS ANALYSIS DATA SHEET  
TENTATIVELY IDENTIFIED COMPOUNDS

EPA SAMPLE NO.

VBK6Q

Lab Name: MITKEM CORPORATION Contract: \_\_\_\_\_

Lab Code: MITKEM Case No.: \_\_\_\_\_ SAS No.: \_\_\_\_\_ SDG No.: MD0618

Matrix: (soil/water) WATER Lab Sample ID: MB-18686

Sample wt/vol: 5.000 (g/mL) ML Lab File ID: V6D6822

Level: (low/med) LOW Date Received: \_\_\_\_\_

% Moisture: not dec. \_\_\_\_\_ Date Analyzed: 06/23/05

GC Column: DB-624 ID: 0.25 (mm) Dilution Factor: 1.0

Soil Extract Volume: \_\_\_\_\_ (uL) Soil Aliquot Volume: \_\_\_\_\_ (uL)

Number TICs found: 0 CONCENTRATION UNITS:  
(ug/L or ug/Kg) ug/L

CAS NUMBER	COMPOUND NAME	RT	EST. CONC.	Q
1.				
2.				
3.				
4.				
5.				
6.				
7.				
8.				
9.				
10.				
11.				
12.				
13.				
14.				
15.				
16.				
17.				
18.				
19.				
20.				
21.				
22.				
23.				
24.				
25.				
26.				
27.				
28.				
29.				
30.				

Data File: \\AVOCADRO\ORGANICS\organic\voa\W6.i\050623.B\W6D6822.D

Date : 23-JUN-2005 10:04

Client ID: VBLK6Q

Sample Info: ,MB-18686,VBLK6Q

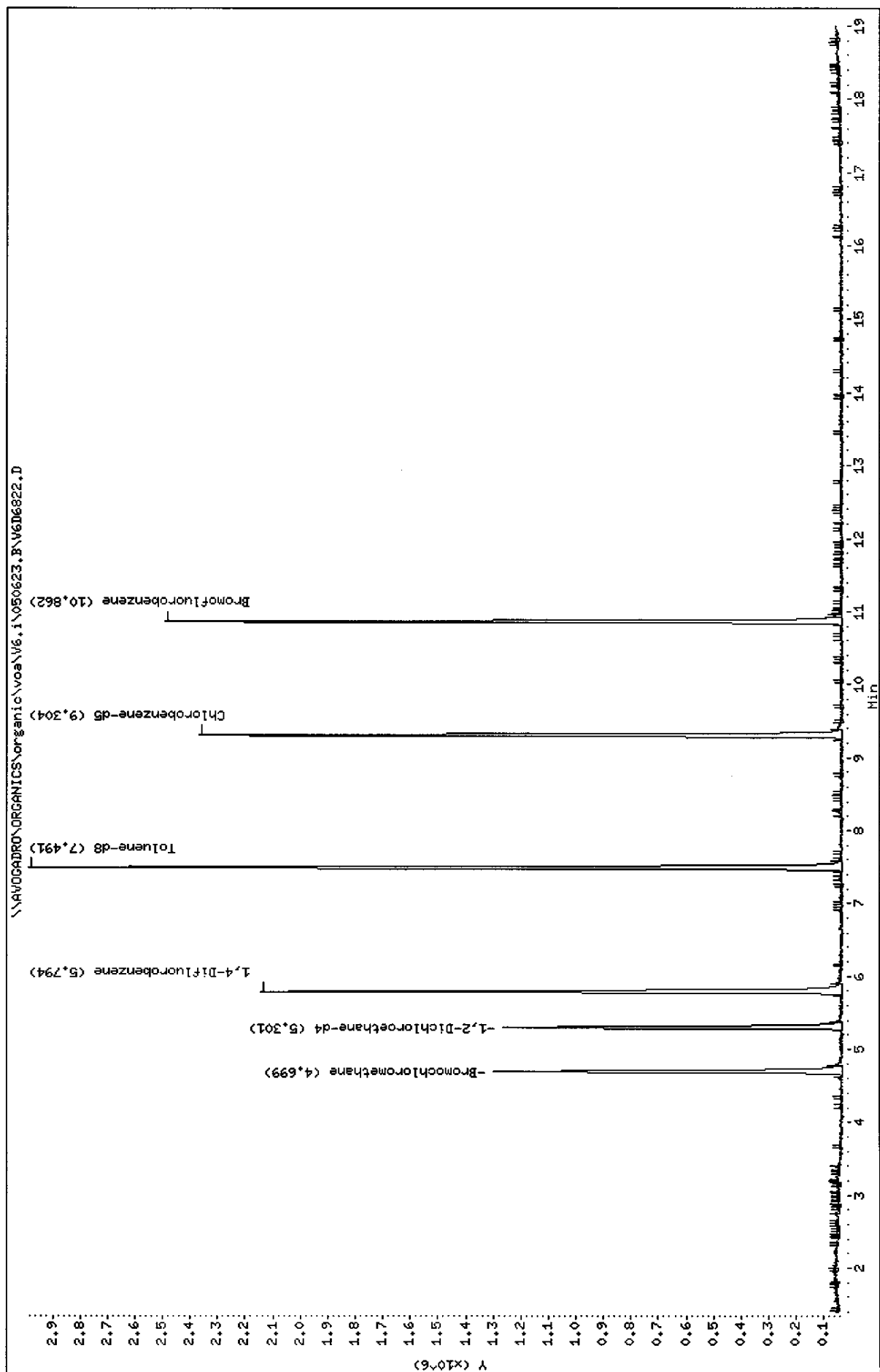
Purge Volume: 5.0

Column Phase: DB-624

Instrument: V6.i

Operator: SB SRC: SB

Column diameter: 0.25



Data File: \\AVOGADRO\ORGANICS\organic\voa\V6.i\050623.B\V6D6822.D  
Report Date: 24-Jun-2005 13:29

Mitkem Corporation

CLP OLM4.X - Water and Medium Soils  
Data file : \\AVOGADRO\ORGANICS\organic\voa\V6.i\050623.B\V6D6822.D  
Lab Smp Id: MB-18686 Client Smp ID: VBLK6Q  
Inj Date : 23-JUN-2005 10:04  
Operator : SB SRC: SB Inst ID: V6.i  
Smp Info : ,MB-18686,VBLK6Q  
Misc Info : ,1,3  
Comment :  
Method : \\AVOGADRO\ORGANICS\organic\voa\V6.i\050623.B\v6clp4s.m  
Meth Date : 24-Jun-2005 13:28 mtl Quant Type: ISTD  
Cal Date : 23-JUN-2005 09:25 Cal File: V6D6821.D ✓  
Als bottle: 2 QC Sample: BLANK  
Dil Factor: 1.00000  
Integrator: HP RTE Compound Sublist: CLP4.sub  
Target Version: 4.03  
Processing Host: TARGET3

Concentration Formula: Amt \* DF \* Uf \* 5/Vo

Name	Value	Description
DF	1.000	Dilution Factor
Uf	1.000	ng unit correction factor
Vo	5.000	Sample Volume purged (mL)

Compounds	QUANT SIG	MASS	RT	EXP RT	REL RT	RESPONSE	CONCENTRATIONS	
							ON-COLUMN	FINAL
							( ug/L)	( ug/L)
* 18 Bromochloromethane	128	4.699	4.702	(1.000)	388547	50.0000		
\$ 23 1,2-Dichloroethane-d4	65	5.301	5.304	(1.128)	1149924	46.8136	47	
* 26 1,4-Difluorobenzene	114	5.794	5.797	(1.000)	1755232	50.0000		
\$ 33 Toluene-d8	98	7.491	7.494	(0.805)	2216790	48.7157	49	
* 42 Chlorobenzene-d5	117	9.304	9.307	(1.000)	1607853	50.0000		
\$ 50 Bromofluorobenzene	95	10.862	10.858	(1.167)	875237	46.0368	46	

SB  
6/24/05

KL

Data File: \\AVOGADRO\ORGANICS\organic\voa\V6.i\050623.B\V6D6822.D  
Report Date: 24-Jun-2005 13:29

Mitkem Corporation

CLP OLM4.X - Water and Medium Soils  
Data file : \\AVOGADRO\ORGANICS\organic\voa\V6.i\050623.B\V6D6822.D  
Lab Smp Id: MB-18686 Client Smp ID: VBLK6Q  
Inj Date : 23-JUN-2005 10:04  
Operator : SB SRC: SB Inst ID: V6.i  
Smp Info : ,MB-18686,VBLK6Q  
Misc Info : ,1,3  
Comment :  
Method : \\AVOGADRO\ORGANICS\organic\voa\V6.i\050623.B\v6clp4s.m  
Meth Date : 24-Jun-2005 13:28 mtl Quant Type: ISTD  
Cal Date : 23-JUN-2005 09:25 Cal File: V6D6821.D  
Als bottle: 2 QC Sample: BLANK  
Dil Factor: 1.00000  
Integrator: HP RTE Compound Sublist: CLP4.sub  
Target Version: 4.03  
Processing Host: TARGET3

- NO TENTATIVELY IDENTIFIED COMPOUNDS -



1A  
VOLATILE ORGANICS ANALYSIS DATA SHEET

EPA SAMPLE NO.

VHBLK6Q

Lab Name: MITKEM CORPORATION Contract: \_\_\_\_\_

Lab Code: MITKEM Case No.: \_\_\_\_\_ SAS No.: \_\_\_\_\_ SDG No.: MD0618

Matrix: (soil/water) WATER Lab Sample ID: VHBLK6Q

Sample wt/vol: 5.000 (g/mL) ML Lab File ID: V6D6834

Level: (low/med) LOW Date Received: 05/27/05

% Moisture: not dec. \_\_\_\_\_ Date Analyzed: 06/23/05

GC Column: DB-624 ID: 0.25 (mm) Dilution Factor: 1.0

Soil Extract Volume: \_\_\_\_\_ (uL) Soil Aliquot Volume: \_\_\_\_\_ (uL)

CONCENTRATION UNITS:  
(ug/L or ug/Kg) UG/L Q

CAS NO.	COMPOUND		
75-71-8	Dichlorodifluoromethane	10	U
74-87-3	Chloromethane	10	U
75-01-4	Vinyl Chloride	10	U
74-83-9	Bromomethane	10	U
75-00-3	Chloroethane	10	U
75-69-4	Trichlorofluoromethane	10	U
75-35-4	1,1-Dichloroethene	10	U
76-13-1	1,1,2-Trichloro-1,2,2-trifluoroethane	10	U
67-64-1	Acetone	10	U
75-15-0	Carbon Disulfide	10	U
79-20-9	Methyl Acetate	10	U
75-09-2	Methylene Chloride	10	U
156-60-5	trans-1,2-Dichloroethene	10	U
1634-04-4	Methyl tert-Butyl Ether	10	U
75-34-3	1,1-Dichloroethane	10	U
156-59-2	cis-1,2-Dichloroethene	10	U
78-93-3	2-Butanone	10	U
67-66-3	Chloroform	10	U
71-55-6	1,1,1-Trichloroethane	10	U
110-82-7	Cyclohexane	10	U
56-23-5	Carbon Tetrachloride	10	U
71-43-2	Benzene	10	U
107-06-2	1,2-Dichloroethane	10	U

1B  
VOLATILE ORGANICS ANALYSIS DATA SHEET

EPA SAMPLE NO.

VHBLK6Q

Lab Name: MITKEM CORPORATION Contract: \_\_\_\_\_

Lab Code: MITKEM Case No.: \_\_\_\_\_ SAS No.: \_\_\_\_\_ SDG No.: MD0618

Matrix: (soil/water) WATER Lab Sample ID: VHBLK6Q

Sample wt/vol: 5.000 (g/mL) ML Lab File ID: V6D6834

Level: (low/med) LOW Date Received: 05/27/05

% Moisture: not dec. \_\_\_\_\_ Date Analyzed: 06/23/05

GC Column: DB-624 ID: 0.25 (mm) Dilution Factor: 1.0

Soil Extract Volume: \_\_\_\_\_ (uL) Soil Aliquot Volume: \_\_\_\_\_ (uL)

CONCENTRATION UNITS:  
(ug/L or ug/Kg) UG/L Q

CAS NO.	COMPOUND		
79-01-6	Trichloroethene	10	U
108-87-2	Methylcyclohexane	10	U
78-87-5	1,2-Dichloropropane	10	U
75-27-4	Bromodichloromethane	10	U
10061-01-5	cis-1,3-Dichloropropene	10	U
108-10-1	4-Methyl-2-Pentanone	10	U
108-88-3	Toluene	10	U
10061-02-6	trans-1,3-Dichloropropene	10	U
79-00-5	1,1,2-Trichloroethane	10	U
127-18-4	Tetrachloroethene	10	U
591-78-6	2-Hexanone	10	U
124-48-1	Dibromochloromethane	10	U
106-93-4	1,2-Dibromoethane	10	U
108-90-7	Chlorobenzene	10	U
100-41-4	Ethylbenzene	10	U
1330-20-7	Xylene (Total)	10	U
100-42-5	Styrene	10	U
75-25-2	Bromoform	10	U
98-82-8	Isopropylbenzene	10	U
79-34-5	1,1,2,2-Tetrachloroethane	10	U
541-73-1	1,3-Dichlorobenzene	10	U
106-46-7	1,4-Dichlorobenzene	10	U
95-50-1	1,2-Dichlorobenzene	10	U
96-12-8	1,2-Dibromo-3-chloropropane	10	U
120-82-1	1,2,4-Trichlorobenzene	10	U

1F  
VOLATILE ORGANICS ANALYSIS DATA SHEET  
TENTATIVELY IDENTIFIED COMPOUNDS

EPA SAMPLE NO.

VHBLK6Q

Lab Name: MITKEM CORPORATION Contract: \_\_\_\_\_

Lab Code: MITKEM Case No.: \_\_\_\_\_ SAS No.: \_\_\_\_\_ SDG No.: MD0618

Matrix: (soil/water) WATER Lab Sample ID: VHBLK6Q

Sample wt/vol: 5.000 (g/mL) ML Lab File ID: V6D6834

Level: (low/med) LOW Date Received: 05/27/05

% Moisture: not dec. \_\_\_\_\_ Date Analyzed: 06/23/05

GC Column: DB-624 ID: 0.25 (mm) Dilution Factor: 1.0

Soil Extract Volume: \_\_\_\_\_ (uL) Soil Aliquot Volume: \_\_\_\_\_ (uL)

Number TICs found: 0 CONCENTRATION UNITS:  
(ug/L or ug/Kg) ug/L

CAS NUMBER	COMPOUND NAME	RT	EST. CONC.	Q
1.				
2.				
3.				
4.				
5.				
6.				
7.				
8.				
9.				
10.				
11.				
12.				
13.				
14.				
15.				
16.				
17.				
18.				
19.				
20.				
21.				
22.				
23.				
24.				
25.				
26.				
27.				
28.				
29.				
30.				

Data File: \\AVOCADRO\ORGANICS\organic\voa\6.i\050623.B\6D6834.D

Date : 23-JUN-2005 17:27

Client ID: VHBLK6Q

Sample Info: ,VHBLK6Q,VHBLK6Q

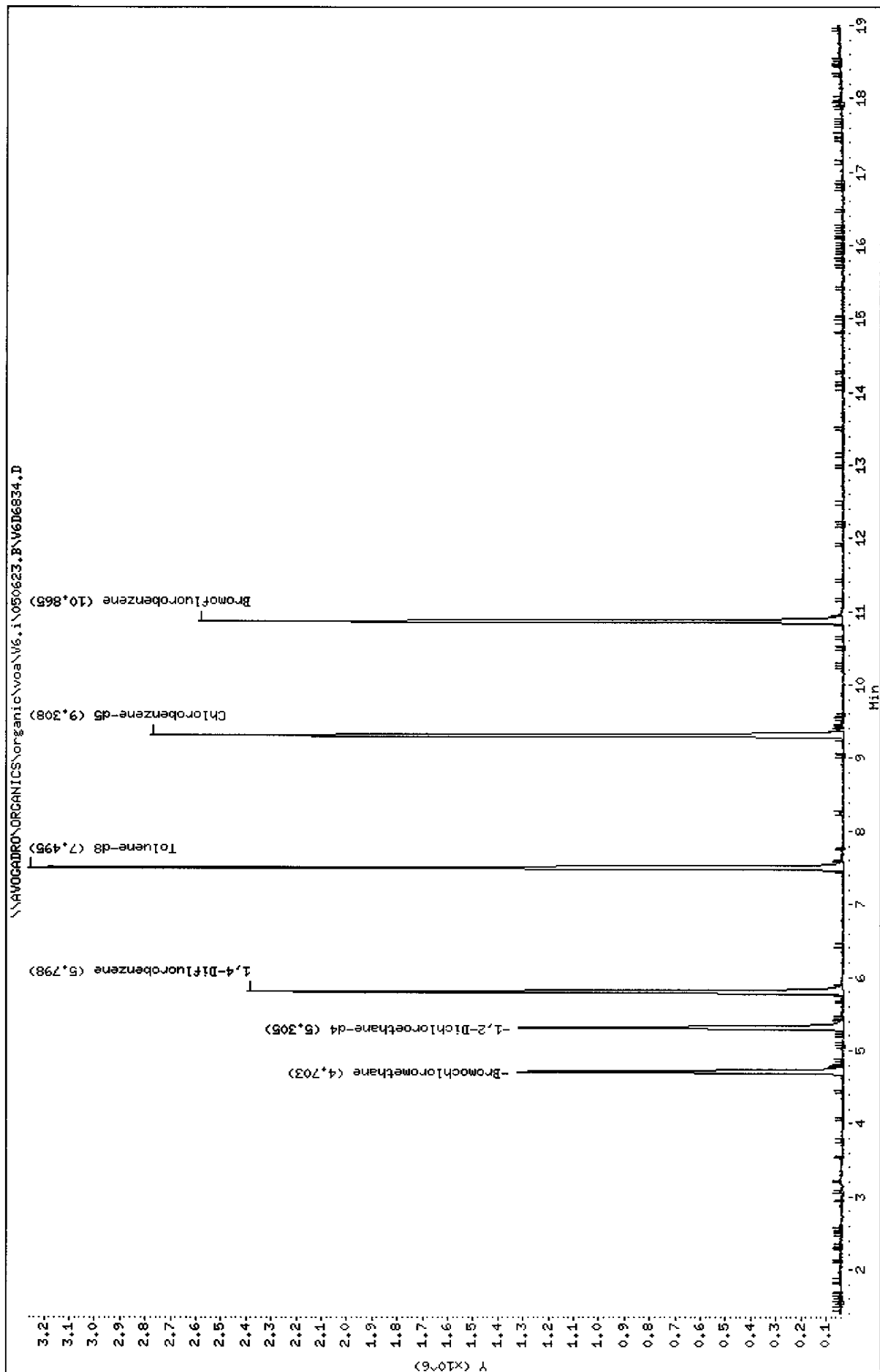
Purge Volume: 5.0

Column Phase: DB-624

Instrument: V6.i

Operator: SB SRC: SB

Column diameter: 0.25



Data File: \\AVOGADRO\ORGANICS\organic\voa\V6.i\050623.B\V6D6834.D  
Report Date: 24-Jun-2005 13:29

Mitkem Corporation

CLP OLM4.X - Water and Medium Soils  
Data file : \\AVOGADRO\ORGANICS\organic\voa\V6.i\050623.B\V6D6834.D  
Lab Smp Id: VHBLK6Q Client Smp ID: VHBLK6Q  
Inj Date : 23-JUN-2005 17:27  
Operator : SB SRC: SB Inst ID: V6.i  
Smp Info : ,VHBLK6Q,VHBLK6Q  
Misc Info : ,3  
Comment :  
Method : \\AVOGADRO\ORGANICS\organic\voa\V6.i\050623.B\v6clp4s.m  
Meth Date : 24-Jun-2005 13:28 mtl Quant Type: ISTD  
Cal Date : 23-JUN-2005 09:25 Cal File: V6D6821.D ✓  
Als bottle: 14 QC Sample: STORAGEBLANK  
Dil Factor: 1.00000  
Integrator: HP RTE Compound Sublist: CLP4.sub  
Target Version: 4.03  
Processing Host: TARGET3

Concentration Formula: Amt \* DF \* Uf \* 5/Vo

Name	Value	Description
DF	1.000	Dilution Factor
Uf	1.000	ng unit correction factor
Vo	5.000	Sample Volume purged (mL)

Compounds	QUANT SIG						CONCENTRATIONS	
		MASS	RT	EXP RT	REL RT	RESPONSE	ON-COLUMN ( ug/L)	FINAL ( ug/L)
* 18 Bromochloromethane	128	4.703	4.702	(1.000)	396684	50.0000		
\$ 23 1,2-Dichloroethane-d4	65	5.305	5.304	(1.128)	1262254	50.3325		50
* 26 1,4-Difluorobenzene	114	5.798	5.797	(1.000)	1877373	50.0000		
\$ 33 Toluene-d8	98	7.495	7.494	(0.805)	2356276	47.6645		48
* 42 Chlorobenzene-d5	117	9.308	9.307	(1.000)	1746713	50.0000		
\$ 50 Bromofluorobenzene	95	10.865	10.858	(1.167)	932288	45.1392		45

SB

6/24/05

KL

Data File: \\AVOGADRO\ORGANICS\organic\voa\V6.i\050623.B\V6D6834.D  
Report Date: 24-Jun-2005 13:29

Mitkem Corporation

CLP OLM4.X - Water and Medium Soils

Data file : \\AVOGADRO\ORGANICS\organic\voa\V6.i\050623.B\V6D6834.D  
Lab Smp Id: VHBLK6Q Client Smp ID: VHBLK6Q  
Inj Date : 23-JUN-2005 17:27  
Operator : SB SRC: SB Inst ID: V6.i  
Smp Info : ,VHBLK6Q,VHBLK6Q  
Misc Info : ,3  
Comment :  
Method : \\AVOGADRO\ORGANICS\organic\voa\V6.i\050623.B\v6clp4s.m  
Meth Date : 24-Jun-2005 13:28 mtl Quant Type: ISTD  
Cal Date : 23-JUN-2005 09:25 Cal File: V6D6821.D  
Als bottle: 14 QC Sample: STORAGEBLANK  
Dil Factor: 1.00000  
Integrator: HP RTE Compound Sublist: CLP4.sub  
Target Version: 4.03  
Processing Host: TARGET3

- NO TENTATIVELY IDENTIFIED COMPOUNDS -

1A  
VOLATILE ORGANICS ANALYSIS DATA SHEET

EPA SAMPLE NO.

V6TLCS

Lab Name: MITKEM CORPORATION Contract: \_\_\_\_\_

Lab Code: MITKEM Case No.: \_\_\_\_\_ SAS No.: \_\_\_\_\_ SDG No.: MD0618

Matrix: (soil/water) WATER Lab Sample ID: LCS-18358

Sample wt/vol: 5.000 (g/mL) ML Lab File ID: V6D6394

Level: (low/med) LOW Date Received: \_\_\_\_\_

% Moisture: not dec. \_\_\_\_\_ Date Analyzed: 06/02/05

GC Column: DB-624 ID: 0.25 (mm) Dilution Factor: 1.0

Soil Extract Volume: \_\_\_\_\_ (uL) Soil Aliquot Volume: \_\_\_\_\_ (uL)

CONCENTRATION UNITS:  
(ug/L or ug/Kg) UG/L Q

CAS NO.	COMPOUND		
75-71-8	Dichlorodifluoromethane	10	U
74-87-3	Chloromethane	10	U
75-01-4	Vinyl Chloride	10	U
74-83-9	Bromomethane	10	U
75-00-3	Chloroethane	10	U
75-69-4	Trichlorofluoromethane	10	U
75-35-4	1,1-Dichloroethene	56	
76-13-1	1,1,2-Trichloro-1,2,2-trifluoroethane	10	U
67-64-1	Acetone	10	U
75-15-0	Carbon Disulfide	10	U
79-20-9	Methyl Acetate	10	U
75-09-2	Methylene Chloride	10	U
156-60-5	trans-1,2-Dichloroethene	10	U
1634-04-4	Methyl tert-Butyl Ether	10	U
75-34-3	1,1-Dichloroethane	10	U
156-59-2	cis-1,2-Dichloroethene	10	U
78-93-3	2-Butanone	10	U
67-66-3	Chloroform	10	U
71-55-6	1,1,1-Trichloroethane	10	U
110-82-7	Cyclohexane	10	U
56-23-5	Carbon Tetrachloride	10	U
71-43-2	Benzene	58	
107-06-2	1,2-Dichloroethane	10	U

1B  
VOLATILE ORGANICS ANALYSIS DATA SHEET

EPA SAMPLE NO.

V6TLCS

Lab Name: MITKEM CORPORATION Contract: \_\_\_\_\_

Lab Code: MITKEM Case No.: \_\_\_\_\_ SAS No.: \_\_\_\_\_ SDG No.: MD0618

Matrix: (soil/water) WATER Lab Sample ID: LCS-18358

Sample wt/vol: 5.000 (g/mL) ML Lab File ID: V6D6394

Level: (low/med) LOW Date Received: \_\_\_\_\_

% Moisture: not dec. \_\_\_\_\_ Date Analyzed: 06/02/05

GC Column: DB-624 ID: 0.25 (mm) Dilution Factor: 1.0

Soil Extract Volume: \_\_\_\_\_ (uL) Soil Aliquot Volume: \_\_\_\_\_ (uL)

CONCENTRATION UNITS:  
(ug/L or ug/Kg) UG/L Q

CAS NO.	COMPOUND		
79-01-6	Trichloroethene	55	
108-87-2	Methylcyclohexane	10	U
78-87-5	1,2-Dichloropropane	10	U
75-27-4	Bromodichloromethane	10	U
10061-01-5	cis-1,3-Dichloropropene	10	U
108-10-1	4-Methyl-2-Pentanone	10	U
108-88-3	Toluene	61	
10061-02-6	trans-1,3-Dichloropropene	10	U
79-00-5	1,1,2-Trichloroethane	10	U
127-18-4	Tetrachloroethene	10	U
591-78-6	2-Hexanone	10	U
124-48-1	Dibromochloromethane	10	U
106-93-4	1,2-Dibromoethane	10	U
108-90-7	Chlorobenzene	60	
100-41-4	Ethylbenzene	10	U
1330-20-7	Xylene (Total)	10	U
100-42-5	Styrene	10	U
75-25-2	Bromoform	10	U
98-82-8	Isopropylbenzene	10	U
79-34-5	1,1,2,2-Tetrachloroethane	10	U
541-73-1	1,3-Dichlorobenzene	10	U
106-46-7	1,4-Dichlorobenzene	10	U
95-50-1	1,2-Dichlorobenzene	10	U
96-12-8	1,2-Dibromo-3-chloropropane	10	U
120-82-1	1,2,4-Trichlorobenzene	10	U



Data File: \\AVOGADRO\ORGANICS\organic\voa\V6.i\050602.B\V6D6394.D

Date : 02-JUN-2005 11:46

Client ID: V6TLCS

Sample Info: ,LCS-18358,V6TLCS

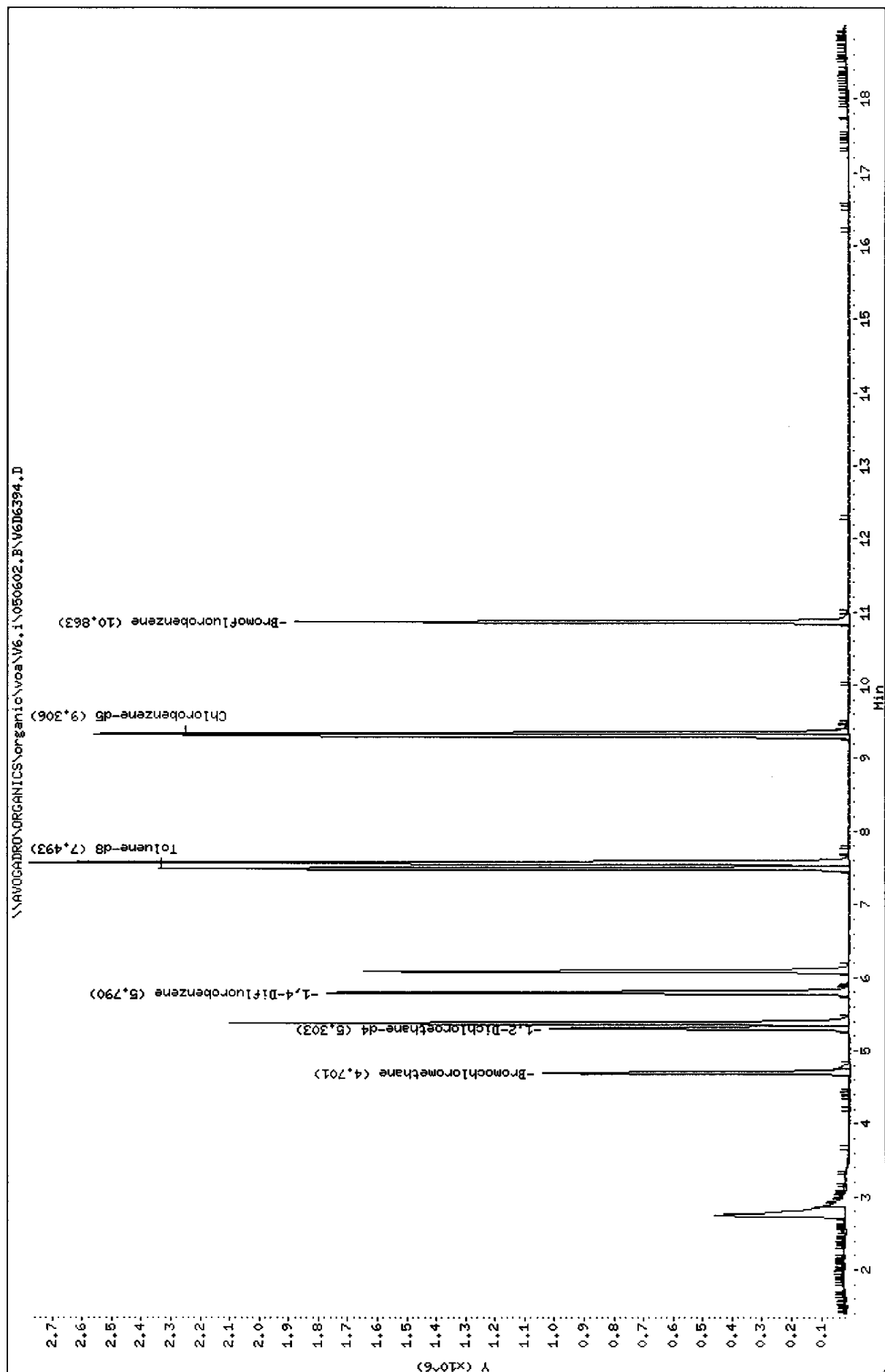
Purge Volume: 5.0

Column phase: DB-624

Instrument: V6.i

Operator: SB SRC: SB

Column diameter: 0.25



Data File: \\AVOGADRO\ORGANICS\organic\voa\V6.i\050602.B\V6D6394.D  
 Report Date: 02-Jun-2005 11:54

Mitkem Corporation

CLP OLM4.X - Water and Medium Soils  
 Data file : \\AVOGADRO\ORGANICS\organic\voa\V6.i\050602.B\V6D6394.D  
 Lab Smp Id: LCS-18358 Client Smp ID: V6TLCS  
 Inj Date : 02-JUN-2005 11:46  
 Operator : SB SRC: SB Inst ID: V6.i  
 Smp Info : ,LCS-18358,V6TLCS  
 Misc Info : ,2  
 Comment :  
 Method : \\AVOGADRO\ORGANICS\organic\voa\V6.i\050602.B\v6clp4s.m  
 Meth Date : 02-Jun-2005 10:14 mtl Quant Type: ISTD  
 Cal Date : 02-JUN-2005 09:37 Cal File: V6D6391.D  
 Als bottle: 4 QC Sample: LCS  
 Dil Factor: 1.00000  
 Integrator: HP RTE Compound Sublist: CLP4.sub  
 Target Version: 4.03  
 Processing Host: TARGET8

Concentration Formula: Amt \* DF \* Uf \* 5/Vo

Name	Value	Description
DF	1.000	Dilution Factor
Uf	1.000	ng unit correction factor
Vo	5.000	Sample Volume purged (mL)

						CONCENTRATIONS			
Compounds	QUANT SIG							ON-COLUMN	FINAL
		MASS	RT	EXP RT	REL RT	RESPONSE	( ug/L)	( ug/L)	
=====	=====	=====	==	=====	=====	=====	=====	=====	
7 1,1-Dichloroethene ✓		96	2.760	2.754	(0.587)	418661	56.0918	56	
* 18 Bromochloromethane		128	4.701	4.695	(1.000)	321435	50.0000		
\$ 23 1,2-Dichloroethane-d4		65	5.303	5.303	(1.128)	884688	49.6278	50	
25 Benzene ✓		78	5.370	5.376	(0.927)	1984004	57.8905	58	
* 26 1,4-Difluorobenzene		114	5.790	5.796	(1.000)	1536523	50.0000		
27 Trichloroethene ✓		130	6.082	6.088	(1.050)	617154	55.3763	55	
\$ 33 Toluene-d8 ✓		98	7.493	7.493	(0.805)	1783838	47.4771	47	
34 Toluene ✓		91	7.572	7.572	(0.814)	2345642	60.8731	61	
* 42 Chlorobenzene-d5 ✓		117	9.306	9.306	(1.000)	1450342	50.0000		
43 Chlorobenzene ✓		112	9.342	9.342	(1.004)	1689699	59.9642	60	
\$ 50 Bromofluorobenzene		95	10.863	10.857	(1.167)	701373	45.5005	46	

KL  
6/22/05

1A  
VOLATILE ORGANICS ANALYSIS DATA SHEET

EPA SAMPLE NO.

MW-01MS

Lab Name: MITKEM CORPORATION Contract: \_\_\_\_\_

Lab Code: MITKEM Case No.: \_\_\_\_\_ SAS No.: \_\_\_\_\_ SDG No.: MD0618

Matrix: (soil/water) WATER Lab Sample ID: D0618-01AMS

Sample wt/vol: 5.000 (g/mL) ML Lab File ID: V6D6427

Level: (low/med) LOW Date Received: 05/27/05

% Moisture: not dec. \_\_\_\_\_ Date Analyzed: 06/03/05

GC Column: DB-624 ID: 0.25 (mm) Dilution Factor: 1.0

Soil Extract Volume: \_\_\_\_\_ (uL) Soil Aliquot Volume: \_\_\_\_\_ (uL)

CONCENTRATION UNITS:  
(ug/L or ug/Kg) UG/L Q

CAS NO.	COMPOUND		
75-71-8	Dichlorodifluoromethane	10	U
74-87-3	Chloromethane	10	U
75-01-4	Vinyl Chloride	10	U
74-83-9	Bromomethane	10	U
75-00-3	Chloroethane	10	U
75-69-4	Trichlorofluoromethane	10	U
75-35-4	1,1-Dichloroethene	55	
76-13-1	1,1,2-Trichloro-1,2,2-trifluoroethane	10	U
67-64-1	Acetone	10	U
75-15-0	Carbon Disulfide	10	U
79-20-9	Methyl Acetate	10	U
75-09-2	Methylene Chloride	10	U
156-60-5	trans-1,2-Dichloroethene	10	U
1634-04-4	Methyl tert-Butyl Ether	10	U
75-34-3	1,1-Dichloroethane	10	U
156-59-2	cis-1,2-Dichloroethene	10	U
78-93-3	2-Butanone	10	U
67-66-3	Chloroform	10	U
71-55-6	1,1,1-Trichloroethane	10	U
110-82-7	Cyclohexane	10	U
56-23-5	Carbon Tetrachloride	10	U
71-43-2	Benzene	62	
107-06-2	1,2-Dichloroethane	10	U

1B  
VOLATILE ORGANICS ANALYSIS DATA SHEET

EPA SAMPLE NO.

MW-01MS

Lab Name: MITKEM CORPORATION Contract: \_\_\_\_\_

Lab Code: MITKEM Case No.: \_\_\_\_\_ SAS No.: \_\_\_\_\_ SDG No.: MD0618

Matrix: (soil/water) WATER Lab Sample ID: D0618-01AMS

Sample wt/vol: 5.000 (g/mL) ML Lab File ID: V6D6427

Level: (low/med) LOW Date Received: 05/27/05

% Moisture: not dec. \_\_\_\_\_ Date Analyzed: 06/03/05

GC Column: DB-624 ID: 0.25 (mm) Dilution Factor: 1.0

Soil Extract Volume: \_\_\_\_\_ (uL) Soil Aliquot Volume: \_\_\_\_\_ (uL)

CONCENTRATION UNITS:  
(ug/L or ug/Kg) UG/L Q

CAS NO.	COMPOUND		
79-01-6	Trichloroethene	58	
108-87-2	Methylcyclohexane	10	U
78-87-5	1,2-Dichloropropane	10	U
75-27-4	Bromodichloromethane	10	U
10061-01-5	cis-1,3-Dichloropropene	10	U
108-10-1	4-Methyl-2-Pentanone	10	U
108-88-3	Toluene	64	
10061-02-6	trans-1,3-Dichloropropene	10	U
79-00-5	1,1,2-Trichloroethane	10	U
127-18-4	Tetrachloroethene	10	U
591-78-6	2-Hexanone	10	U
124-48-1	Dibromochloromethane	10	U
106-93-4	1,2-Dibromoethane	10	U
108-90-7	Chlorobenzene	64	
100-41-4	Ethylbenzene	10	U
1330-20-7	Xylene (Total)	10	U
100-42-5	Styrene	10	U
75-25-2	Bromoform	10	U
98-82-8	Isopropylbenzene	10	U
79-34-5	1,1,2,2-Tetrachloroethane	10	U
541-73-1	1,3-Dichlorobenzene	10	U
106-46-7	1,4-Dichlorobenzene	10	U
95-50-1	1,2-Dichlorobenzene	10	U
96-12-8	1,2-Dibromo-3-chloropropane	10	U
120-82-1	1,2,4-Trichlorobenzene	10	U

Data File: \\AVOCADRO\ORGANICS\organic\voa\6.i\050603.B\6D6427.D

Date : 03-JUN-2005 16:23

Client ID: ~~HW-10MS~~

HW-01 MS KL 6/26/05

Sample Info: D0618-01AHS,18379

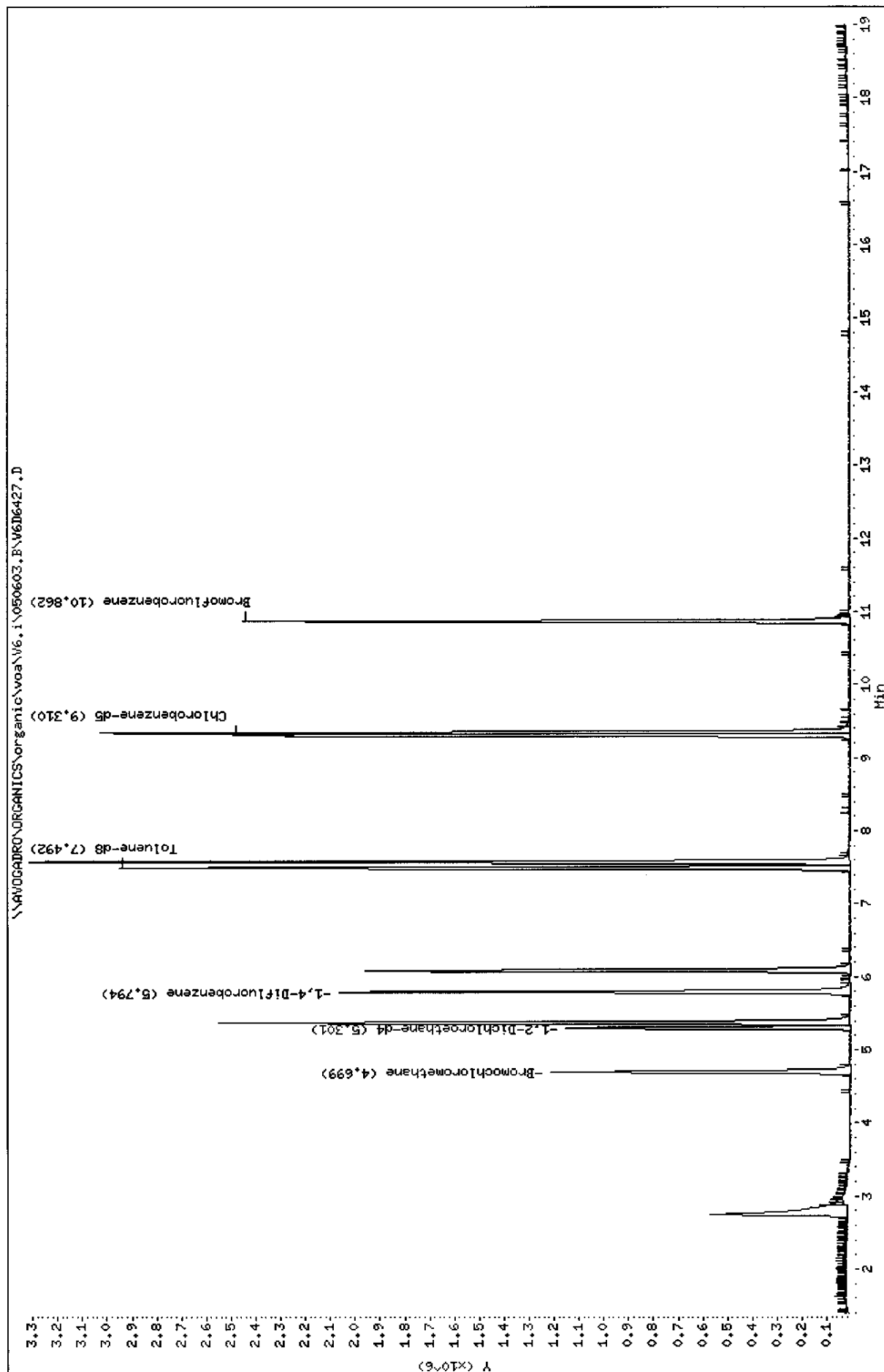
Purge Volume: 5.0

Column Phase: DB-624

Instrument: V6.i

Operator: SB SRC: SB

Column diameter: 0.25



Data File: \\AVOGADRO\ORGANICS\organic\voa\V6.i\050603.B\V6D6427.D  
Report Date: 05-Jun-2005 12:13

Mitkem Corporation

CLP OLM4.X - Water and Medium Soils  
Data file : \\AVOGADRO\ORGANICS\organic\voa\V6.i\050603.B\V6D6427.D  
Lab Smp Id: D0618-01AMS Client Smp ID: MW-10MS  
Inj Date : 03-JUN-2005 16:23  
Operator : SB SRC: SB Inst ID: V6.i  
Smp Info : ,D0618-01AMS,18379  
Misc Info : ,2  
Comment :  
Method : \\AVOGADRO\ORGANICS\organic\voa\V6.i\050603.B\v6clp4s.m  
Meth Date : 03-Jun-2005 12:18 mtl Quant Type: ISTD  
Cal Date : 03-JUN-2005 11:51 Cal File: V6D6421.D  
Als bottle: 7 QC Sample: MS  
Dil Factor: 1.00000  
Integrator: HP RTE Compound Sublist: CLP4.sub  
Target Version: 4.03  
Processing Host: TARGET3

Concentration Formula: Amt \* DF \* Uf \* 5/Vo

Name	Value	Description
DF	1.000	Dilution Factor
Uf	1.000	ng unit correction factor
Vo	5.000	Sample Volume purged (mL)

Compounds	QUANT SIG	CONCENTRATIONS					
		RT	EXP RT	REL RT	RESPONSE	ON-COLUMN ( ug/L)	FINAL ( ug/L)
7 1,1-Dichloroethene	96	2.752	2.752 (0.586)		527428	54.5048	55
* 18 Bromochloromethane	128	4.699	4.699 (1.000)		377591	50.0000	
\$ 23 1,2-Dichloroethane-d4	65	5.301	5.301 (1.128)		1053186	48.9346	49
25 Benzene	78	5.375	5.374 (0.928)		2417342	61.6434	62
* 26 1,4-Difluorobenzene	114	5.794	5.794 (1.000)		1758294	50.0000	
27 Trichloroethene	130	6.086	6.086 (1.050)		758706	58.4221	58
\$ 33 Toluene-d8	98	7.492	7.492 (0.805)		2243074	50.7545	51
34 Toluene	91	7.571	7.571 (0.814)		2805859	64.4505	64 (R)
* 42 Chlorobenzene-d5	117	9.304	9.304 (1.000)		1627128	50.0000	
43 Chlorobenzene	112	9.341	9.341 (1.004)		1980775	64.0221	64
\$ 50 Bromofluorobenzene	95	10.862	10.862 (1.167)		909587	49.4455	49

QC Flag Legend

R - Spike/Surrogate failed recovery limits.

1A  
VOLATILE ORGANICS ANALYSIS DATA SHEET

EPA SAMPLE NO.

MW-01MSD

Lab Name: MITKEM CORPORATION Contract: \_\_\_\_\_

Lab Code: MITKEM Case No.: \_\_\_\_\_ SAS No.: \_\_\_\_\_ SDG No.: MD0618

Matrix: (soil/water) WATER Lab Sample ID: D0618-01AMSD

Sample wt/vol: 5.000 (g/mL) ML Lab File ID: V6D6428

Level: (low/med) LOW Date Received: 05/27/05

% Moisture: not dec. \_\_\_\_\_ Date Analyzed: 06/03/05

GC Column: DB-624 ID: 0.25 (mm) Dilution Factor: 1.0

Soil Extract Volume: \_\_\_\_\_ (uL) Soil Aliquot Volume: \_\_\_\_\_ (uL)

CONCENTRATION UNITS:  
(ug/L or ug/Kg) UG/L Q

CAS NO.	COMPOUND		
75-71-8	Dichlorodifluoromethane	10	U
74-87-3	Chloromethane	10	U
75-01-4	Vinyl Chloride	10	U
74-83-9	Bromomethane	10	U
75-00-3	Chloroethane	10	U
75-69-4	Trichlorofluoromethane	10	U
75-35-4	1,1-Dichloroethene	55	
76-13-1	1,1,2-Trichloro-1,2,2-trifluoroethane	10	U
67-64-1	Acetone	10	U
75-15-0	Carbon Disulfide	10	U
79-20-9	Methyl Acetate	10	U
75-09-2	Methylene Chloride	10	U
156-60-5	trans-1,2-Dichloroethene	10	U
1634-04-4	Methyl tert-Butyl Ether	10	U
75-34-3	1,1-Dichloroethane	10	U
156-59-2	cis-1,2-Dichloroethene	10	U
78-93-3	2-Butanone	10	U
67-66-3	Chloroform	10	U
71-55-6	1,1,1-Trichloroethane	10	U
110-82-7	Cyclohexane	10	U
56-23-5	Carbon Tetrachloride	10	U
71-43-2	Benzene	65	
107-06-2	1,2-Dichloroethane	10	U

1B  
VOLATILE ORGANICS ANALYSIS DATA SHEET

EPA SAMPLE NO.

MW-01MSD

Lab Name: MITKEM CORPORATION Contract: \_\_\_\_\_

Lab Code: MITKEM Case No.: \_\_\_\_\_ SAS No.: \_\_\_\_\_ SDG No.: MD0618

Matrix: (soil/water) WATER Lab Sample ID: D0618-01AMSD

Sample wt/vol: 5.000 (g/mL) ML Lab File ID: V6D6428

Level: (low/med) LOW Date Received: 05/27/05

% Moisture: not dec. \_\_\_\_\_ Date Analyzed: 06/03/05

GC Column: DB-624 ID: 0.25 (mm) Dilution Factor: 1.0

Soil Extract Volume: \_\_\_\_\_ (uL) Soil Aliquot Volume: \_\_\_\_\_ (uL)

CONCENTRATION UNITS:  
(ug/L or ug/Kg) UG/L Q

CAS NO.	COMPOUND		
79-01-6	Trichloroethene	60	
108-87-2	Methylcyclohexane	10	U
78-87-5	1,2-Dichloropropane	10	U
75-27-4	Bromodichloromethane	10	U
10061-01-5	cis-1,3-Dichloropropene	10	U
108-10-1	4-Methyl-2-Pentanone	10	U
108-88-3	Toluene	65	
10061-02-6	trans-1,3-Dichloropropene	10	U
79-00-5	1,1,2-Trichloroethane	10	U
127-18-4	Tetrachloroethene	10	U
591-78-6	2-Hexanone	10	U
124-48-1	Dibromochloromethane	10	U
106-93-4	1,2-Dibromoethane	10	U
108-90-7	Chlorobenzene	65	
100-41-4	Ethylbenzene	10	U
1330-20-7	Xylene (Total)	10	U
100-42-5	Styrene	10	U
75-25-2	Bromoform	10	U
98-82-8	Isopropylbenzene	10	U
79-34-5	1,1,2,2-Tetrachloroethane	10	U
541-73-1	1,3-Dichlorobenzene	10	U
106-46-7	1,4-Dichlorobenzene	10	U
95-50-1	1,2-Dichlorobenzene	10	U
96-12-8	1,2-Dibromo-3-chloropropane	10	U
120-82-1	1,2,4-Trichlorobenzene	10	U



Data File: \\AVOCADRO\ORGANICS\organic\voa\W6.1\050603.B\W6D6428.D

Date : 03-JUN-2005 16:50

Client ID: MW-01HSD

Sample Info: ,D0618-01HSD,18379

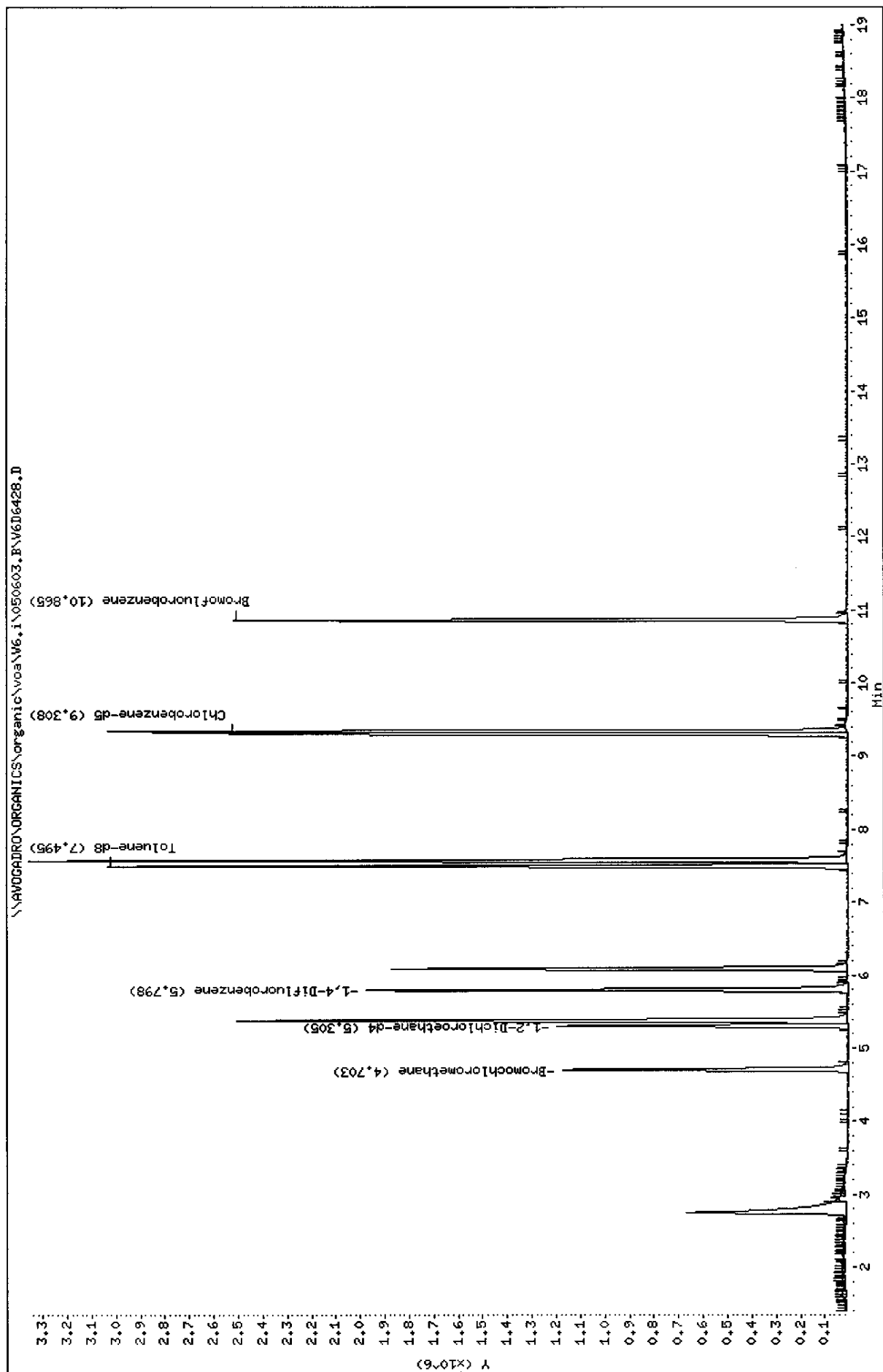
Purge Volume: 5.0

Column phase: DB-624

Instrument: V6.i

Operator: SB SRC: SB

Column diameter: 0.25



Data File: \\AVOGADRO\ORGANICS\organic\voa\V6.i\050603.B\V6D6428.D  
Report Date: 05-Jun-2005 12:15

Mitkem Corporation

CLP OLM4.X - Water and Medium Soils  
Data file : \\AVOGADRO\ORGANICS\organic\voa\V6.i\050603.B\V6D6428.D  
Lab Smp Id: D0618-01AMSD Client Smp ID: MW-01MSD  
Inj Date : 03-JUN-2005 16:50  
Operator : SB SRC: SB Inst ID: V6.i  
Smp Info : ,D0618-01AMSD,18379  
Misc Info : ,2  
Comment :  
Method : \\AVOGADRO\ORGANICS\organic\voa\V6.i\050603.B\v6clp4s.m  
Meth Date : 03-Jun-2005 12:18 mtl Quant Type: ISTD  
Cal Date : 03-JUN-2005 11:51 Cal File: V6D6421.D  
Als bottle: 8 QC Sample: MSD  
Dil Factor: 1.00000  
Integrator: HP RTE Compound Sublist: CLP4.sub  
Target Version: 4.03  
Processing Host: TARGET3

Concentration Formula: Amt \* DF \* Uf \* 5/Vo

Name	Value	Description
DF	1.000	Dilution Factor
Uf	1.000	ng unit correction factor
Vo	5.000	Sample Volume purged (mL)

Compounds	QUANT SIG			CONCENTRATIONS			
	MASS	RT	EXP RT	REL RT	RESPONSE	ON-COLUMN ( ug/L)	FINAL ( ug/L)
7 1,1-Dichloroethene	96	2.750	2.752	(0.585)	522298	54.5627	55
* 18 Bromochloromethane	128	4.703	4.699	(1.000)	373522	50.0000	
\$ 23 1,2-Dichloroethane-d4	65	5.305	5.301	(1.128)	1079864	50.7207	51
25 Benzene	78	5.378	5.374	(0.928)	2406125	64.9338	65(R)
* 26 1,4-Difluorobenzene	114	5.798	5.794	(1.000)	1661450	50.0000	
27 Trichloroethene	130	6.090	6.086	(1.050)	735723	59.9545	60
\$ 33 Toluene-d8	98	7.495	7.492	(0.805)	2303904	52.3899	52
34 Toluene	91	7.574	7.571	(0.814)	2794821	64.5160	65(R)
* 42 Chlorobenzene-d5	117	9.308	9.304	(1.000)	1619083	50.0000	
43 Chlorobenzene	112	9.344	9.341	(1.004)	2006932	65.1898	65(R)
\$ 50 Bromofluorobenzene	95	10.865	10.862	(1.167)	956893	52.2756	52

QC Flag Legend

R - Spike/Surrogate failed recovery limits.

KC  
6/22/05



Date: 6/1/05

Instrument V 6  
Injection LogMitek Corporation  
Volatiles Laboratory

METHOD: V6C/p4s

CAL ID: VW050601A - STD

ANALYST: (SB)

INITIAL CAL: 6/1/05

IS/SS ID: VW050601B - IS

ARCHIVE:

COMMENTS:

VW050601C - SS

VW050601D - LCS

VW050601E - ICV

AS #	FILE	MITKEM ID	CLIENT ID	SAMPLE SIZE	DIL	COMMENTS	IS	SS	pH
	V6D63 70	BFB6R	BFB6R	2ul	-	OK (12:39)			
	71	VSTD0506R	VSTD0506R	5ml	-	OK			
	72	MB-18357	VBLK6R	100ul/5ml	-	OK	✓	✓	
	73	MB-18341	VBLK6S	5ml	-	OK	✓	✓	
	74	LCS-18341	V6SLCS	↓	-	RR	✓	✓	
	75	LCS-18341	V6SLCS	↓	-	OK	✓	✓	
	↓ 76	ICV	ICV	↓	-	RR (some low)	✓	✓	
	V6D63 77	D0618- 10A	TRIP	5ml	-	OK	✓	✓	<2
* Sequence stopped due to an operator error programming the auto-sampler									
								(SB)	
								6/2/05	
N/A (SB) 6/2/05									

Logbook ID 90.0200-3/02

Reviewed By: KC 6/2/05 Logbook page:

0010

ANALYST: 

ARCHIVE:

VW050601E-1CV

N/A (S) 6/3/05

Date: 6/3/05

Instrument V 6  
Injection LogMitek Corporation  
Volatiles Laboratory

METHOD: V6C1p45

CAL ID: VW050601A - STD

ANALYST: (SB)

INITIAL CAL: 6/1/05

IS/SS ID: VW050603A - IS

ARCHIVE:

COMMENTS:

VW050603B - SS

VW050601D - LCS

AS #	FILE	MITKEM ID	CLIENT ID	SAMPLE SIZE	DIL	COMMENTS	IS	SS	pH	
	V6D64	20	BFB6V	BFB6V	2ul	-	OK (09:25)			
		21	VSTD0506V	VSTD0506V	5ml	-	OK			
		22	MB-18379	VBLK6V		-	OK	✓	✓	
		23	LCS-18379	V6VLCS		-	OK	✓	✓	
		24	D0638-02A	G32-AQT802-G2		-	OK	✓	✓	<2
		25	D0638-01A	G32-FHW-01-G2		-	OK	✓	✓	<2
		26	D0618-05ARE	MW-05RE		-	OK as RE	✓	#3↓	
		27	SB 46605	01AMS	MW-01MS	-	OK (1 spike ↑)	✓	✓	
		28		01AMSD	MW-01MSD	-	OK (3 spikes ↑)	✓	✓	
		29		05ADL	MW-06DL	10	OK (PCE: 61)	✓	✓	
		30		02ADL	MW-03DL	20	OK (PCE: 72)	✓	✓	
		31		03ADL	MW-04DL	20	OK (PCE: 60)	✓	✓	
		32		06ADL	MW-07DL	50	OK (PCE: 241)	✓	✓	
		33		07ADL	PN-3DL	200	OK (PCE: 451)	✓	✓	
		34	↓	08A	MW-7	-	RR100X (PCE: 5581)	✓	#2↓	<2
		35	D0618-09A	RIN-3		-	RR1X (PCE: 124)	✓	✓	<2
		36	VHBLK6V	VHBLK6V		-	Compare RR OK	✓	✓	
	↓	37	↓	↓	↓	-	Compare RR OK	✓	✓	
	V6D64	38	VHBLK6V	VHBLK6V	5ml	-	Compare RR	↓	↓	
* Compare in HBK is less when 100% changed to OK (SB)/KC 6/6/05										
N/A (SB) 6/5/05										

Logbook ID 90.0200-3/02

Reviewed By: KC 6/27/05

Logbook page:

0012

Date: 6/6/05

Instrument V 6  
Injection LogMitkem Corporation  
Volatiles Laboratory

METHOD: V6CIP4S

CAL ID: VW050606A - STD

ANALYST: SB

INITIAL CAL: 6/6/05

IS/SS ID: VW050606A - IS

ARCHIVE:

COMMENTS:

VW050603B - SS

AS #	FILE	MITKEM ID	CLIENT ID	SAMPLE SIZE	DIL	COMMENTS	IS	SS	pH	
	V6D64	50	BFB6X	BFB6X	2ul	-	OK (09:05)			
		51	VSTD0506X	VSTD0506X	5ml	-	} OLM AQ ICAL (w/ THF)			
		52	VSTD0106X	VSTD0106X		-				
		53	VSTD2006X	VSTD2006X		-				
		54	VSTD1006X	VSTD1006X		-				
		55	VSTD0206X	VSTD0206X		-				
		56	MB-18399	VBLK6X		-	OK	✓	✓	
		57	<del>LCS-18399</del> 6/11	V6XLCS		-	RR - 4 spikes high	✓	✓	
		58	D0623-08A	055FB0526		-	OK	✓	✓	<2
		59	LCS-18399	V6XLCS		-	NOT USED	✓	2+3 ↓	
		60	D0623-08A	055FB0526		-	OK	✓	✓	
		61	D0618-09A	RIN-3		-	OK	✓	✓	<2
		62	D0618-08A DL	MW-7DL	100		RR 1000X (PCE: 807)	✓	#9 ↓	
		63	D0634-01A	ML110505B		-	RR 25X (PCE: 1516)	✓	#3 ↓	<2
		64	02A	n/a		-	NOT USED	✓	✓	↓
		65	03A	MW02D05B		-	RR 2X (PCE 267)	✓	#3 ↓	↓
		66	04A	MW02S05B		-	RR 50X (CIS-1,2 DCE 3098)	✓	✓	<2
		67	04AMS	MW02S05B MS		-	OK RR OK	✓	✓	↓
		68	D0634-04AMS D	MW02S05B MSD		-	RR OK (20:58)	✓	✓	<2
✓		69	VHBLK6X	VHBLK6X	✓	-	N/A OTT			
V6D64	70	VHBLK6X	VHBLK6X	5ml	-		N/A OTT			

Date: 6/7/05

## Instrument V 6

### Injection Log

**Mitkem Corporation**  
**Volatiles Laboratory**

METHOD: Y6CIP4S

CAL ID: VW050606A - STD

ANALYST: SB

INITIAL CAL: 6/6/05

IS/SS ID: VW050603 A-15

ARCHIVE:

COMMENTS:

VW050603B-SS

[illegible]

Logbook ID 90.0200-3/02

Reviewed By: KL 6/27/02

Logbook page: 0014



Date: 6/23/05

Instrument V 6  
Injection LogMitekem Corporation  
Volatiles Laboratory

METHOD: V6CIP4S

CAL ID: VW050621E - STD

ANALYST: (SB)

INITIAL CAL: 6/6/05

IS/SS ID: VW050622B - SS

ARCHIVE:

COMMENTS:

VW050622C - IS

VW050617A - LCS

AS #	FILE	MITKEM ID	CLIENT ID	SAMPLE SIZE	DIL	COMMENTS	IS	SS	pH	
	V6D68	20	BFB6Q	BFB6Q	2ul	-	OK (08:50)			
		21	VSTD0506Q	VSTD0506Q	5ml	-	OK			
		22	MB-18686	VBLK6Q		-	OK	✓	✓	
		23	LCS-18686	V6QLCS		-	OK	✓	✓	
		24	D0695-04ADL	MW-18DDL		50	OK (PCE: 113)	✓	✓	
		25	D0695-06ADL	MW-17DDL		80	OK (PCE: 105)	✓	✓	
		26	D0618-06ADL	MW-07DL		100	(PCE: 96)	✓	#2+3 ↓	
		27	D0618-07ADL	PW-3DL		800	(PCE: 93)	✓	#2+3 ↓	
		28	D0708-05ADL	MW-15DDL		4	OK (PCE: 77)	✓	✓	
		29	D0708-10ADL	MW-04DDL		10	RR <sup>250X</sup> (PCE: 2129)	✓	#2 ↓	
		30	VHBLK6Q	VHBLK6Q		-	<sup>250X</sup> (PCE < 3)	✓	✓	
		31	D0708-06ADL	MW-05DDL		50	RR <sup>250X</sup> (PCE: 606)	✓	✓	
		32	↓ 07ADL	MW-14DDL		50	RR <sup>250X</sup> (PCE: 636)	✓	✓	
		33	D0708-04AMS	MW-20AMS		-	(PCE: 334)	✓	✓	
		34	VHBLK6Q	VHBLK6Q		-	OK (clean)	✓	✓	
		35	D0708-08A	MW-24D		-	RR (PCE: 3518)	✓	✓	~7
		36	↓ 09A	MW-12H		-	RR1X (carryover)	✓	✓	
		37	↓ 10A	MW-04D		-	RR (PCE: 5209)	✓	✓	
		38	↓ 11A	MW-06S		-	RR1X (PCE: 226)	✓	✓	
		39	↓ 12A	MW-01		-	RR (PCE: 2165)	✓	✓	↓
		40	D0708-13A	MW-03D	↓	-	RR (PCE: 4291)	✓	✓	~7
		41	VHBLK6Q	VHBLK6Q	5ml	-	(PCE: 14) (20:40)	✓	✓	
		42	D0618-06ADL	MW-07DL	↓	100	n/a OTT	✓	✓	
	↓	43	D0618-07ADL	PW-3DL	↓	800	n/a BAD PVG	-	-	
	V6D68	44	VHBLK6Q	VHBLK6Q	5ml		n/a (PCE < 2)	✓	✓	

## MITKEM CORPORATION: VOLATILES RECEIVING LOGBOOK

VOA Log-In Date	Workorder	Client	Sample Numbers	Relinquished By	Refrigerator ID	Comments
5/24/05	D0579	RRRC/CDM	13-14	LG	R4	
5/24/05	D0597	RIRAC/02A	01-04	LG	R4	48hr +A
5/25/05	D0602	TRC	01-05	YD	R10	
↓	D0603	DAY	01-02	YD	R10	
↓	D0600	CH2M	01-18	YD	R10	
5/25/05	D0598	Maguire	01-02	YD	R10	
5/25/05	D0606	RIRAC	01-02	LG	R4	(Small really insects)
5/26/05	D0607	DB	01-10	YD	R4	
5/26/05	D0609	DAY	06-17	YD	R4	
5/26/05	D0608	CH2M	01, 7-9, 11-13	YD	R4	
5-27-05	D0617	URS	01-09	JC	R10	
↓	D0618	DAY	01-10	JC	R10	
↓	D0620	Maguire	01	JC	R10	
5-27-05	D0622	Lincoln	01-03	JC	R10	
5-31-05	D0623	DAY	01-08	JH	R-10	01-03 series

**MITKEM  
CORPORATION**

**\* Semivolatile Organics \***

2C  
WATER SEMIVOLATILE SURROGATE RECOVERY

Lab Name: MITKEM CORPORATION Contract: \_\_\_\_\_

Lab Code: MITKEM Case No.: \_\_\_\_\_ SAS No.: \_\_\_\_\_ SDG No.: MD0618

	EPA SAMPLE NO.	S1 (NBZ) #	S2 (FBP) #	S3 (TPH) #	S4 (PHL) #	S5 (2FP) #	S6 (TBP) #	S7 (2CP) #	S8 (DCB) #	TOT OUT
01	SBLK1C	100	93	155*	107	104	129*	0*	0*	4
02	S1CLCS	114*	114	165*	105	97	142*	0*	0*	5
03	MW-01	100	108	132	101	94	157*	0*	0*	3
04	MW-01MS	94	106	147*	100	90	146*	0*	0*	4
05	MW-01MSD	94	119*	134	108	99	144*	0*	0*	4
06	MW-06	107	107	149*	119*	102	162*	0*	0*	5
07	MW-07	177*	119*	103	112*	97	155*	0*	0*	6
08	RIN-3	93	93	148*	101	87	133*	0*	0*	4
09										
10										
11										
12										
13										
14										
15										
16										
17										
18										
19										
20										
21										
22										
23										
24										
25										
26										
27										
28										
29										
30										

QC LIMITS

S1 (NBZ) = Nitrobenzene-d5 (35-114)  
S2 (FBP) = 2-Fluorobiphenyl (43-116)  
S3 (TPH) = Terphenyl-d14 (33-141)  
S4 (PHL) = Phenol-d5 (10-110)  
S5 (2FP) = 2-Fluorophenol (21-110)  
S6 (TBP) = 2,4,6-Tribromophenol (10-123)  
S7 (2CP) = 2-Chlorophenol-d4 (33-110) (advisory)  
S8 (DCB) = 1,2-Dichlorobenzene-d4 (16-110) (advisory)

# Column to be used to flag recovery values  
\* Values outside of contract required QC limits  
D Surrogate diluted out

3C  
WATER SEMIVOLATILE MATRIX SPIKE/MATRIX SPIKE DUPLICATE RECOVERY

Lab Name: MITKEM CORPORATION Contract: \_\_\_\_\_  
 Lab Code: MITKEM Case No.: \_\_\_\_\_ SAS No.: \_\_\_\_\_ SDG No.: MD0618  
 Matrix Spike - EPA Sample No.: MW-01

COMPOUND	SPIKE ADDED (ug/L)	SAMPLE CONCENTRATION (ug/L)	MS CONCENTRATION (ug/L)	MS % REC #	QC. LIMITS REC.
Phenol	88	0.0	90	102	12-110
2-Chlorophenol	88	0.0	74	84	27-123
N-Nitroso-di-n-prop. (1)	59	0.0	52	88	41-116
4-Chloro-3-Methylphenol	88	0.0	110	125*	23- 97
Acenaphthene	59	0.0	62	105	46-118
4-Nitrophenol	88	0.0	110	125*	10- 80
2,4-Dinitrotoluene	59	0.0	56	95	24- 96
Pentachlorophenol	88	0.0	100	114*	9-103
Pyrene	59	0.0	85	144*	26-127

COMPOUND	SPIKE ADDED (ug/L)	MSD CONCENTRATION (ug/L)	MSD % REC #	% RPD #	QC LIMITS RPD REC.
Phenol	88	91	103	1	42 12-110
2-Chlorophenol	88	79	90	7	40 27-123
N-Nitroso-di-n-prop. (1)	59	53	90	2	38 41-116
4-Chloro-3-Methylphenol	88	120	136*	8	42 23- 97
Acenaphthene	59	62	105	0	31 46-118
4-Nitrophenol	88	110	125*	0	50 10- 80
2,4-Dinitrotoluene	59	62	105*	10	38 24- 96
Pentachlorophenol	88	120	136*	18	50 9-103
Pyrene	59	83	141*	2	31 26-127

(1) N-Nitroso-di-n-propylamine

# Column to be used to flag recovery and RPD values with an asterisk  
 \* Values outside of QC limits

RPD: 0 out of 9 outside limits  
 Spike Recovery: 9 out of 18 outside limits

COMMENTS: \_\_\_\_\_

FORM 3  
WATER SEMIVOLATILE LAB CONTROL SAMPLE

Lab Name: MITKEM CORPORATION Contract: \_\_\_\_\_  
 Lab Code: MITKEM Case No.: \_\_\_\_\_ SAS No.: \_\_\_\_\_ SDG No.: MD0618  
 Matrix Spike - Sample No.: S1CLCS

COMPOUND	SPIKE ADDED (ug/L)	SAMPLE CONCENTRATION (ug/L)	LCS CONCENTRATION (ug/L)	LCS % REC #	QC. LIMITS REC.
Phenol	75		73	97	12-110
2-Chlorophenol	75		65	87	27-123
N-Nitroso-di-n-prop. (1)	50		47	94	41-116
4-Chloro-3-Methylphenol	75		110	147*	23- 97
Acenaphthene	50		55	110	46-118
4-Nitrophenol	75		89	119*	10- 80
2,4-Dinitrotoluene	50		54	108*	24- 96
Pentachlorophenol	75		77	103	9-103
Pyrene	50		74	148*	26-127

(1) N-Nitroso-di-n-propylamine

# Column to be used to flag recovery and RPD values with an asterisk  
 \* Values outside of QC limits

RPD: 0 out of 0 outside limits  
 Spike Recovery: 4 out of 9 outside limits

COMMENTS: \_\_\_\_\_  
 \_\_\_\_\_

4B  
SEMIVOLATILE METHOD BLANK SUMMARY

EPA SAMPLE NO.

SBLK1C

Lab Name: MITKEM CORPORATION

Contract: \_\_\_\_\_

Lab Code: MITKEM Case No.: \_\_\_\_\_

SAS No.: \_\_\_\_\_ SDG No.: MD0618

Lab File ID: S1E4632

Lab Sample ID: MB-18321

Instrument ID: S1

Date Extracted: 05/31/05

Matrix: (soil/water) WATER

Date Analyzed: 06/06/05

Level: (low/med) LOW

Time Analyzed: 1534

THIS METHOD BLANK APPLIES TO THE FOLLOWING SAMPLES, MS, and MSD:

	EPA SAMPLE NO.	LAB SAMPLE ID	LAB FILE ID	DATE ANALYZED
	=====	=====	=====	=====
01	S1CLCS	LCS-18321	S1E4633	06/06/05
02	MW-01	D0618-01B	S1E4634	06/06/05
03	MW-01MS	D0618-01BMS	S1E4635	06/06/05
04	MW-01MSD	D0618-01BMSD	S1E4636	06/06/05
05	MW-06	D0618-05B	S1E4637	06/06/05
06	MW-07	D0618-06B	S1E4638	06/06/05
07	RIN-3	D0618-09B	S1E4639	06/06/05
08				
09				
10				
11				
12				
13				
14				
15				
16				
17				
18				
19				
20				
21				
22				
23				
24				
25				
26				
27				
28				
29				
30				

COMMENTS: \_\_\_\_\_  
\_\_\_\_\_

5B  
SEMIVOLATILE ORGANIC INSTRUMENT PERFORMANCE CHECK  
DECAFLUOROTRIPHENYLPHOSPHINE (DFTPP)

Lab Name: MITKEM CORPORATION Contract: \_\_\_\_\_  
 Lab Code: MITKEM Case No.: \_\_\_\_\_ SAS No.: \_\_\_\_\_ SDG No.: MD0618  
 Lab File ID: S1E4590A DFTPP Injection Date: 05/31/05  
 Instrument ID: S1 DFTPP Injection Time: 1453

m/e	ION ABUNDANCE CRITERIA	% RELATIVE ABUNDANCE
51	30.0 - 80.0% of mass 198	56.9
68	Less than 2.0% of mass 69	0.0 ( 0.0)1
69	Mass 69 relative abundance	72.5
70	Less than 2.0% of mass 69	0.0 ( 0.0)1
127	25.0 - 75.0% of mass 198	47.9
197	Less than 1.0% of mass 198	0.0
198	Base Peak, 100% relative abundance	100.0
199	5.0 to 9.0% of mass 198	6.6
275	10.0 - 30.0% of mass 198	22.6
365	Greater than 0.75% of mass 198	5.37
441	Present, but less than mass 443	16.4
442	40.0 - 110.0% of mass 198	88.0
443	15.0 - 24.0% of mass 442	16.8 ( 19.1)2

1-Value is % mass 69                      2-Value is % mass 442

THIS CHECK APPLIES TO THE FOLLOWING SAMPLES, MS, MSD, BLANKS, AND STANDARDS:

	EPA SAMPLE NO.	LAB SAMPLE ID	LAB FILE ID	DATE ANALYZED	TIME ANALYZED
01	SSTD0501B	SSTD0501B	S1E4591A	05/31/05	1509
02	SSTD1601B	SSTD1601B	S1E4592A	05/31/05	1545
03	SSTD0801B	SSTD0801B	S1E4594A	05/31/05	1647
04	SSTD0201B	SSTD0201B	S1E4593	05/31/05	1717
05	SSTD1201B	SSTD1201B	S1E4595A	05/31/05	1747
06					
07					
08					
09					
10					
11					
12					
13					
14					
15					
16					
17					
18					
19					
20					
21					
22					



5B  
SEMIVOLATILE ORGANIC INSTRUMENT PERFORMANCE CHECK  
DECAFLUOROTRIPHENYLPHOSPHINE (DFTPP)

Lab Name: MITKEM CORPORATION Contract: \_\_\_\_\_  
 Lab Code: MITKEM Case No.: \_\_\_\_\_ SAS No.: \_\_\_\_\_ SDG No.: MD0618  
 Lab File ID: S1E4630 DFTPP Injection Date: 06/06/05  
 Instrument ID: S1 DFTPP Injection Time: 1412

m/e	ION ABUNDANCE CRITERIA	% RELATIVE ABUNDANCE
51	30.0 - 80.0% of mass 198	57.4
68	Less than 2.0% of mass 69	0.0 ( 0.0)1
69	Mass 69 relative abundance	72.7
70	Less than 2.0% of mass 69	0.4 ( 0.6)1
127	25.0 - 75.0% of mass 198	48.2
197	Less than 1.0% of mass 198	0.0
198	Base Peak, 100% relative abundance	100.0
199	5.0 to 9.0% of mass 198	6.8
275	10.0 - 30.0% of mass 198	22.5
365	Greater than 0.75% of mass 198	5.71
441	Present, but less than mass 443	16.4
442	40.0 - 110.0% of mass 198	97.5
443	15.0 - 24.0% of mass 442	18.4 ( 18.9)2

1-Value is % mass 69

2-Value is % mass 442

THIS CHECK APPLIES TO THE FOLLOWING SAMPLES, MS, MSD, BLANKS, AND STANDARDS:

	EPA SAMPLE NO.	LAB SAMPLE ID	LAB FILE ID	DATE ANALYZED	TIME ANALYZED
01	SSTD0501F	SSTD0501F	S1E4631A	06/06/05	1503
02	SBLK1C	MB-18321	S1E4632	06/06/05	1534
03	S1CLCS	LCS-18321	S1E4633	06/06/05	1604
04	MW-01	D0618-01B	S1E4634	06/06/05	1705
05	MW-01MS	D0618-01BMS	S1E4635	06/06/05	1735
06	MW-01MSD	D0618-01BMSD	S1E4636	06/06/05	1806
07	MW-06	D0618-05B	S1E4637	06/06/05	1836
08	MW-07	D0618-06B	S1E4638	06/06/05	1907
09	RIN-3	D0618-09B	S1E4639	06/06/05	1938
10					
11					
12					
13					
14					
15					
16					
17					
18					
19					
20					
21					
22					

8B  
SEMIVOLATILE INTERNAL STANDARD AREA AND RT SUMMARY

Lab Name: MITKEM CORPORATION Contract: \_\_\_\_\_  
 Lab Code: MITKEM Case No.: \_\_\_\_\_ SAS No.: \_\_\_\_\_ SDG No.: MD0618  
 EPA Sample No. (SSTD050##): SSTD0501F Date Analyzed: 06/06/05  
 Lab File ID (Standard): S1E4631A Time Analyzed: 1503  
 Instrument ID: S1 GC Column: DB-5MS ID: 0.25 (mm)

	IS1 (DCB) AREA #	RT #	IS2 (NPT) AREA #	RT #	IS3 (ANT) AREA #	RT #
=====	=====	=====	=====	=====	=====	=====
12 HOUR STD	127578	4.88	498744	6.78	254985	9.52
UPPER LIMIT	255156	5.38	997488	7.28	509970	10.02
LOWER LIMIT	63789	4.38	249372	6.28	127493	9.02
=====	=====	=====	=====	=====	=====	=====
EPA SAMPLE NO.						
=====	=====	=====	=====	=====	=====	=====
01 SBLK1C	109736	4.88	408000	6.77	259279	9.52
02 S1CLCS	117602	4.88	381594	6.78	240565	9.52
03 MW-01	121368	4.87	414594	6.77	234845	9.51
04 MW-01MS	123569	4.88	446042	6.78	252740	9.52
05 MW-01MSD	115760	4.88	442423	6.78	234680	9.52
06 MW-06	108253	4.87	449072	6.78	253676	9.52
07 MW-07	119122	4.88	364770	6.78	209592	9.52
08 RIN-3	124391	4.88	502041	6.78	279057	9.52
09						
10						
11						
12						
13						
14						
15						
16						
17						
18						
19						
20						
21						
22						

IS1 (DCB) = 1,4-Dichlorobenzene-d4  
 IS2 (NPT) = Naphthalene-d8  
 IS3 (ANT) = Acenaphthene-d10

AREA UPPER LIMIT = +100% of internal standard area  
 AREA LOWER LIMIT = - 50% of internal standard area  
 RT UPPER LIMIT = + 0.50 minutes of internal standard RT  
 RT LOWER LIMIT = - 0.50 minutes of internal standard RT

# Column used to flag values outside QC limits with an asterisk.  
 \* Values outside of QC limits

8C  
SEMIVOLATILE INTERNAL STANDARD AREA AND RT SUMMARY

Lab Name: MITKEM CORPORATION Contract: \_\_\_\_\_  
 Lab Code: MITKEM Case No.: \_\_\_\_\_ SAS No.: \_\_\_\_\_ SDG No.: MD0618  
 EPA Sample No. (SSTD050##): SSTD0501F Date Analyzed: 06/06/05  
 Lab File ID (Standard): S1E4631A Time Analyzed: 1503  
 Instrument ID: S1 GC Column: DB-5MS ID: 0.25 (mm)

	IS4 (PHN) AREA #	RT #	IS5 (CRY) AREA #	RT #	IS6 (PRY) AREA #	RT #
=====	=====	=====	=====	=====	=====	=====
12 HOUR STD	463735	11.87	658771	16.08	479495	18.17
UPPER LIMIT	927470	12.37	1317542	16.58	958990	18.67
LOWER LIMIT	231868	11.37	329386	15.58	239748	17.67
=====	=====	=====	=====	=====	=====	=====
EPA SAMPLE NO.						
=====	=====	=====	=====	=====	=====	=====
01 SBLK1C	464748	11.86	469039	16.06	456732	18.17
02 S1CLCS	450695	11.87	458051	16.06	429299	18.16
03 MW-01	430319	11.86	446025	16.06	420022	18.17
04 MW-01MS	475156	11.87	456223	16.07	434672	18.16
05 MW-01MSD	468606	11.87	441610	16.06	453894	18.17
06 MW-06	415042	11.85	443581	16.07	371910	18.17
07 MW-07	426370	11.87	383397	16.07	413235	18.17
08 RIN-3	520682	11.86	500998	16.07	496406	18.17
09						
10						
11						
12						
13						
14						
15						
16						
17						
18						
19						
20						
21						
22						

IS4 (PHN) = Phenanthrene-d10  
 IS5 (CRY) = Chrysene-d12  
 IS6 (PRY) = Perylene-d12

AREA UPPER LIMIT = +100% of internal standard area  
 AREA LOWER LIMIT = - 50% of internal standard area  
 RT UPPER LIMIT = + 0.50 minutes of internal standard RT  
 RT LOWER LIMIT = - 0.50 minutes of internal standard RT

# Column used to flag values outside QC limits with an asterisk.  
 \* Values outside of QC limits

1C  
SEMIVOLATILE ORGANICS ANALYSIS DATA SHEET

EPA SAMPLE NO.

MW-01

Lab Name: MITKEM CORPORATION Contract: \_\_\_\_\_

Lab Code: MITKEM Case No.: \_\_\_\_\_ SAS No.: \_\_\_\_\_ SDG No.: MD0618

Matrix: (soil/water) WATER Lab Sample ID: D0618-01B

Sample wt/vol: 900.0 (g/mL) ML Lab File ID: S1E4634

Level: (low/med) LOW Date Received: 05/27/05

% Moisture: \_\_\_\_\_ Decanted: (Y/N) \_\_\_\_\_ Date Extracted: 05/31/05

Concentrated Extract Volume: 1000 (uL) Date Analyzed: 06/06/05

Injection Volume: 2.0 (uL) Dilution Factor: 1.0

GPC Cleanup: (Y/N) N pH: \_\_\_\_\_ Extraction: (Type) CONT

CAS NO. COMPOUND

CONCENTRATION UNITS:  
(ug/L or ug/Kg) UG/L Q

100-52-7	Benzaldehyde	11	U
108-95-2	Phenol	11	U
111-44-4	bis(2-Chloroethyl) Ether	11	U
95-57-8	2-Chlorophenol	11	U
95-48-7	2-Methylphenol	11	U
108-60-1	2,2'-oxybis(1-Chloropropane)	11	U
98-86-2	Acetophenone	11	U
106-44-5	4-Methylphenol	11	U
621-64-7	N-Nitroso-di-n-propylamine	11	U
67-72-1	Hexachloroethane	11	U
98-95-3	Nitrobenzene	11	U
78-59-1	Isophorone	11	U
88-75-5	2-Nitrophenol	11	U
105-67-9	2,4-Dimethylphenol	11	U
111-91-1	bis(2-Chloroethoxy) methane	11	U
120-83-2	2,4-Dichlorophenol	11	U
91-20-3	Naphthalene	11	U
106-47-8	4-Chloroaniline	11	U
87-68-3	Hexachlorobutadiene	11	U
105-60-2	Caprolactam	11	U
59-50-7	4-Chloro-3-Methylphenol	11	U
91-57-6	2-Methylnaphthalene	11	U
77-47-4	Hexachlorocyclopentadiene	11	U
88-06-2	2,4,6-Trichlorophenol	11	U
95-95-4	2,4,5-Trichlorophenol	28	U
92-52-4	1,1'-Biphenyl	11	U
91-58-7	2-Chloronaphthalene	11	U
88-74-4	2-Nitroaniline	28	U
131-11-3	Dimethylphthalate	11	U
606-20-2	2,6-Dinitrotoluene	11	U
208-96-8	Acenaphthylene	11	U
99-09-2	3-Nitroaniline	28	U
83-32-9	Acenaphthene	11	U

1D  
SEMIVOLATILE ORGANICS ANALYSIS DATA SHEET

EPA SAMPLE NO.

MW-01

Lab Name: MITKEM CORPORATION Contract: \_\_\_\_\_

Lab Code: MITKEM Case No.: \_\_\_\_\_ SAS No.: \_\_\_\_\_ SDG No.: MD0618

Matrix: (soil/water) WATER Lab Sample ID: D0618-01B

Sample wt/vol: 900.0 (g/mL) ML Lab File ID: S1E4634

Level: (low/med) LOW Date Received: 05/27/05

% Moisture: \_\_\_\_\_ Decanted: (Y/N) \_\_\_\_\_ Date Extracted: 05/31/05

Concentrated Extract Volume: 1000 (uL) Date Analyzed: 06/06/05

Injection Volume: 2.0 (uL) Dilution Factor: 1.0

GPC Cleanup: (Y/N) N pH: \_\_\_\_\_ Extraction: (Type) CONT

CONCENTRATION UNITS:  
(ug/L or ug/Kg) UG/L Q

CAS NO.	COMPOUND		
51-28-5	2,4-Dinitrophenol	28	U
100-02-7	4-Nitrophenol	28	U
132-64-9	Dibenzofuran	11	U
121-14-2	2,4-Dinitrotoluene	11	U
84-66-2	Diethylphthalate	11	U
86-73-7	Fluorene	11	U
7005-72-3	4-Chlorophenyl-phenylether	11	U
100-01-6	4-Nitroaniline	28	U
534-52-1	4,6-Dinitro-2-methylphenol	28	U
86-30-6	N-Nitrosodiphenylamine (1)	11	U
101-55-3	4-Bromophenyl-phenylether	11	U
118-74-1	Hexachlorobenzene	11	U
1912-24-9	Atrazine	11	U
87-86-5	Pentachlorophenol	28	U
85-01-8	Phenanthrene	11	U
120-12-7	Anthracene	11	U
86-74-8	Carbazole	11	U
84-74-2	Di-n-butylphthalate	11	U
206-44-0	Fluoranthene	11	U
129-00-0	Pyrene	11	U
85-68-7	Butylbenzylphthalate	11	U
91-94-1	3,3'-Dichlorobenzidine	11	U
56-55-3	Benzo(a)anthracene	11	U
218-01-9	Chrysene	11	U
117-81-7	bis(2-Ethylhexyl)phthalate	11	U
117-84-0	Di-n-octylphthalate	11	U
205-99-2	Benzo(b)fluoranthene	11	U
207-08-9	Benzo(k)fluoranthene	11	U
50-32-8	Benzo(a)pyrene	11	U
193-39-5	Indeno(1,2,3-cd)pyrene	11	U
53-70-3	Dibenzo(a,h)anthracene	11	U
191-24-2	Benzo(g,h,i)perylene	11	U

(1) - Cannot be separated from Diphenylamine

1G  
SEMIVOLATILE ORGANICS ANALYSIS DATA SHEET  
TENTATIVELY IDENTIFIED COMPOUNDS

EPA SAMPLE NO.

MW-01

Lab Name: MITKEM CORPORATION Contract: \_\_\_\_\_

Lab Code: MITKEM Case No.: \_\_\_\_\_ SAS No.: \_\_\_\_\_ SDG No.: MD0618

Matrix: (soil/water) WATER Lab Sample ID: D0618-01B

Sample wt/vol: 900.0 (g/mL) ML Lab File ID: S1E4634

Level: (low/med) LOW Date Received: 05/27/05

% Moisture: \_\_\_\_\_ Decanted: (Y/N) \_\_\_\_\_ Date Extracted: 05/31/05

Concentrated Extract Volume: 1000 (uL) Date Analyzed: 06/06/05

Injection Volume: 2.0 (uL) Dilution Factor: 1.0

GPC Cleanup: (Y/N) N pH: \_\_\_\_\_ Extraction: (Type) CONT

Number TICs found: 0

CONCENTRATION UNITS:  
(ug/L or ug/Kg) ug/L

CAS NUMBER	COMPOUND NAME	RT	EST. CONC.	Q
=====	=====	=====	=====	=====
1.				
2.				
3.				
4.				
5.				
6.				
7.				
8.				
9.				
10.				
11.				
12.				
13.				
14.				
15.				
16.				
17.				
18.				
19.				
20.				
21.				
22.				
23.				
24.				
25.				
26.				
27.				
28.				
29.				
30.				

Data File: \\AVOGADRO\ORGANICS\organic\svoa\S1.i\050606.B\S1E4634.D

Date : 06-JUN-2005 17:05

Client ID: MK-01

Sample Info: D0618-01B,,18321,,

Volume Injected (uL): 2.0

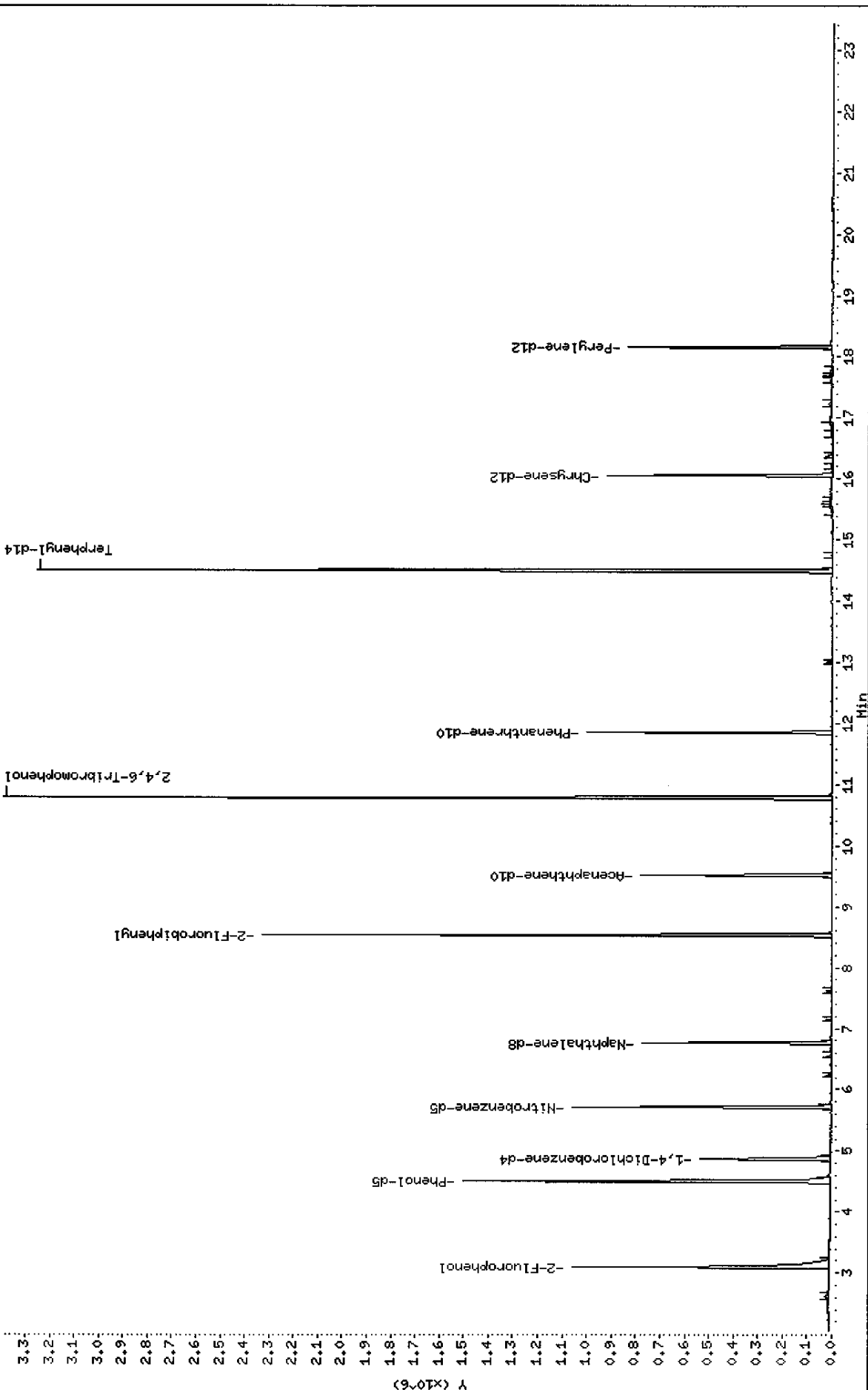
Column phase: DB-EMS

Instrument: S1.i

Operator: AM SRC: LIMS

Column diameter: 0.25

\\AVOGADRO\ORGANICS\organic\svoa\S1.i\050606.B\S1E4634.D



Data File: S1E4634.D  
Report Date: 08-Jun-2005 15:27

Mitkem Corporation

CLP OLM04.1 QUANTITATION REPORT

Data file : \\AVOGADRO\ORGANICS\organic\svoa\S1.i\050606.B\S1E4634.D  
Lab Smp Id: D0618-01B Client Smp ID: MW-01  
Inj Date : 06-JUN-2005 17:05  
Operator : AW SRC: LIMS Inst ID: S1.i  
Smp Info : D0618-01B,,18321,,  
Misc Info :  
Comment :  
Method : \\AVOGADRO\ORGANICS\organic\svoa\S1.i\050606.B\s1\_olm4\_2\_S.m  
Meth Date : 06-Jun-2005 15:28 mtl Quant Type: ISTD  
Cal Date : 06-JUN-2005 15:03 Cal File: S1E4631A.D✓  
Als bottle: 5  
Dil Factor: 1.00000  
Integrator: HP RTE Compound Sublist: OLM4.sub  
Target Version: 4.03  
Processing Host: TARGET11

Concentration Formula:  $\text{Amt} * \text{DF} * \text{Uf} * (\text{Vt}/\text{Vi}) * (1/\text{Vo})$

Name	Value	Description
DF	1.000	Dilution Factor
Uf	1.000	GPC Correction Factor
Vt	1000.000	Volume of final extract (uL)
Vi	2.000	Volume injected (uL)
Vo	900.000	Volume of sample extracted (mL)

Compounds	QUANT SIG				CONCENTRATIONS		
	MASS	RT	EXP RT	REL RT	RESPONSE	ON-COLUMN ( ng)	FINAL ( ug/L)
-----	----	==	=====	=====	-----	-----	-----
\$ 1 2-Fluorophenol	112	3.097	3.082	(0.636)	555421	141.290	78
\$ 3 Phenol-d5	99	4.501	4.497	(0.925)	627817	151.933	84
* 8 1,4-Dichlorobenzene-d4	152	4.868	4.875	(1.000)	121368	40.0000	
\$ 16 Nitrobenzene-d5	82	5.722	5.729	(0.845)	417168	99.6174	55
* 23 Naphthalene-d8	136	6.770	6.777	(1.000)	414594	40.0000	
\$ 33 2-Fluorobiphenyl	172	8.531	8.538	(0.897)	884581	108.101	60
* 41 Acenaphthene-d10	164	9.514	9.521	(1.000)	234845	40.0000	
\$ 53 2,4,6-Tribromophenol	330	10.789	10.796	(0.910)	692352	235.741	130 (AR)
* 58 Phenanthrene-d10	188	11.858	11.865	(1.000)	430319	40.0000	
\$ 65 Terphenyl-d14	244	14.505	14.501	(0.903)	1323741	131.538	73
* 69 Chrysene-d12	240	16.061	16.079	(1.000)	446025	40.0000	
* 76 Perylene-d12	264	18.168	18.175	(1.000)	420022	40.0000	

06/08/05  
AW



Data File: S1E4634.D  
Report Date: 08-Jun-2005 15:27

QC Flag Legend

- A - Target compound detected but, quantitated amount  
exceeded maximum amount.
- R - Spike/Surrogate failed recovery limits.

Data File: S1E4634.D  
Report Date: 08-Jun-2005 15:27

Mitkem Corporation

CLP OLM04.1 QUANTITATION REPORT

Data file : \\AVOGADRO\ORGANICS\organic\svoa\S1.i\050606.B\S1E4634.D  
Lab Smp Id: D0618-01B Client Smp ID: MW-01  
Inj Date : 06-JUN-2005 17:05  
Operator : AW SRC: LIMS Inst ID: S1.i  
Smp Info : D0618-01B,,18321,,  
Misc Info :  
Comment :  
Method : \\AVOGADRO\ORGANICS\organic\svoa\S1.i\050606.B\s1\_olm4\_2\_S.m  
Meth Date : 06-Jun-2005 15:28 mtl Quant Type: ISTD  
Cal Date : 06-JUN-2005 15:03 Cal File: S1E4631A.D  
Als bottle: 5  
Dil Factor: 1.00000  
Integrator: HP RTE Compound Sublist: OLM4.sub  
Target Version: 4.03  
Processing Host: TARGET11

- NO TENTATIVELY IDENTIFIED COMPOUNDS -

1C  
SEMIVOLATILE ORGANICS ANALYSIS DATA SHEET

EPA SAMPLE NO.

MW-06

Lab Name: MITKEM CORPORATION Contract: \_\_\_\_\_

Lab Code: MITKEM Case No.: \_\_\_\_\_ SAS No.: \_\_\_\_\_ SDG No.: MD0618

Matrix: (soil/water) WATER Lab Sample ID: D0618-05B

Sample wt/vol: 1000 (g/mL) ML Lab File ID: S1E4637

Level: (low/med) LOW Date Received: 05/27/05

% Moisture: \_\_\_\_\_ Decanted: (Y/N) \_\_\_\_\_ Date Extracted: 05/31/05

Concentrated Extract Volume: 1000 (uL) Date Analyzed: 06/06/05

Injection Volume: 2.0 (uL) Dilution Factor: 1.0

GPC Cleanup: (Y/N) N pH: \_\_\_\_\_ Extraction: (Type) CONT

CONCENTRATION UNITS:  
(ug/L or ug/Kg) UG/L Q

CAS NO.	COMPOUND		
100-52-7	Benzaldehyde	10	U
108-95-2	Phenol	10	U
111-44-4	bis(2-Chloroethyl) Ether	10	U
95-57-8	2-Chlorophenol	10	U
95-48-7	2-Methylphenol	10	U
108-60-1	2,2'-oxybis(1-Chloropropane)	10	U
98-86-2	Acetophenone	10	U
106-44-5	4-Methylphenol	10	U
621-64-7	N-Nitroso-di-n-propylamine	10	U
67-72-1	Hexachloroethane	10	U
98-95-3	Nitrobenzene	10	U
78-59-1	Isophorone	10	U
88-75-5	2-Nitrophenol	10	U
105-67-9	2,4-Dimethylphenol	10	U
111-91-1	bis(2-Chloroethoxy) methane	10	U
120-83-2	2,4-Dichlorophenol	10	U
91-20-3	Naphthalene	10	U
106-47-8	4-Chloroaniline	10	U
87-68-3	Hexachlorobutadiene	10	U
105-60-2	Caprolactam	10	U
59-50-7	4-Chloro-3-Methylphenol	10	U
91-57-6	2-Methylnaphthalene	10	U
77-47-4	Hexachlorocyclopentadiene	10	U
88-06-2	2,4,6-Trichlorophenol	10	U
95-95-4	2,4,5-Trichlorophenol	25	U
92-52-4	1,1'-Biphenyl	10	U
91-58-7	2-Chloronaphthalene	10	U
88-74-4	2-Nitroaniline	25	U
131-11-3	Dimethylphthalate	10	U
606-20-2	2,6-Dinitrotoluene	10	U
208-96-8	Acenaphthylene	10	U
99-09-2	3-Nitroaniline	25	U
83-32-9	Acenaphthene	10	U

1D  
SEMIVOLATILE ORGANICS ANALYSIS DATA SHEET

EPA SAMPLE NO.

MW-06

Lab Name: MITKEM CORPORATION Contract: \_\_\_\_\_

Lab Code: MITKEM Case No.: \_\_\_\_\_ SAS No.: \_\_\_\_\_ SDG No.: MD0618

Matrix: (soil/water) WATER Lab Sample ID: D0618-05B

Sample wt/vol: 1000 (g/mL) ML Lab File ID: S1E4637

Level: (low/med) LOW Date Received: 05/27/05

% Moisture: \_\_\_\_\_ Decanted: (Y/N) \_\_\_\_\_ Date Extracted: 05/31/05

Concentrated Extract Volume: 1000 (uL) Date Analyzed: 06/06/05

Injection Volume: 2.0 (uL) Dilution Factor: 1.0

GPC Cleanup: (Y/N) N pH: \_\_\_\_\_ Extraction: (Type) CONT

CONCENTRATION UNITS:  
(ug/L or ug/Kg) UG/L Q

CAS NO.	COMPOUND		
51-28-5	2,4-Dinitrophenol	25	U
100-02-7	4-Nitrophenol	25	U
132-64-9	Dibenzofuran	10	U
121-14-2	2,4-Dinitrotoluene	10	U
84-66-2	Diethylphthalate	10	U
86-73-7	Fluorene	10	U
7005-72-3	4-Chlorophenyl-phenylether	10	U
100-01-6	4-Nitroaniline	25	U
534-52-1	4,6-Dinitro-2-methylphenol	25	U
86-30-6	N-Nitrosodiphenylamine (1)	10	U
101-55-3	4-Bromophenyl-phenylether	10	U
118-74-1	Hexachlorobenzene	10	U
1912-24-9	Atrazine	10	U
87-86-5	Pentachlorophenol	25	U
85-01-8	Phenanthrene	10	U
120-12-7	Anthracene	10	U
86-74-8	Carbazole	10	U
84-74-2	Di-n-butylphthalate	10	U
206-44-0	Fluoranthene	10	U
129-00-0	Pyrene	10	U
85-68-7	Butylbenzylphthalate	10	U
91-94-1	3,3'-Dichlorobenzidine	10	U
56-55-3	Benzo(a)anthracene	10	U
218-01-9	Chrysene	10	U
117-81-7	bis(2-Ethylhexyl)phthalate	10	U
117-84-0	Di-n-octylphthalate	10	U
205-99-2	Benzo(b)fluoranthene	10	U
207-08-9	Benzo(k)fluoranthene	10	U
50-32-8	Benzo(a)pyrene	10	U
193-39-5	Indeno(1,2,3-cd)pyrene	10	U
53-70-3	Dibenzo(a,h)anthracene	10	U
191-24-2	Benzo(g,h,i)perylene	10	U

(1) - Cannot be separated from Diphenylamine

1G  
SEMIVOLATILE ORGANICS ANALYSIS DATA SHEET  
TENTATIVELY IDENTIFIED COMPOUNDS

EPA SAMPLE NO.

MW-06

Lab Name: MITKEM CORPORATION Contract: \_\_\_\_\_

Lab Code: MITKEM Case No.: \_\_\_\_\_ SAS No.: \_\_\_\_\_ SDG No.: MD0618

Matrix: (soil/water) WATER Lab Sample ID: D0618-05B

Sample wt/vol: 1000 (g/mL) ML Lab File ID: S1E4637

Level: (low/med) LOW Date Received: 05/27/05

% Moisture: \_\_\_\_\_ Decanted: (Y/N) \_\_\_\_\_ Date Extracted: 05/31/05

Concentrated Extract Volume: 1000 (uL) Date Analyzed: 06/06/05

Injection Volume: 2.0 (uL) Dilution Factor: 1.0

GPC Cleanup: (Y/N) N pH: \_\_\_\_\_ Extraction: (Type) CONT

Number TICs found: 0

CONCENTRATION UNITS:  
(ug/L or ug/Kg) ug/L

CAS NUMBER	COMPOUND NAME	RT	EST. CONC.	Q
1.				
2.				
3.				
4.				
5.				
6.				
7.				
8.				
9.				
10.				
11.				
12.				
13.				
14.				
15.				
16.				
17.				
18.				
19.				
20.				
21.				
22.				
23.				
24.				
25.				
26.				
27.				
28.				
29.				
30.				

Data File: \\AVOCADRON\ORGANICS\organic\svoa\S1.i\050606.B\S1E4637.D

Date : 06-JUN-2005 18:36

Client ID: MW-06

Sample Info: D0618-05B,,18321,,

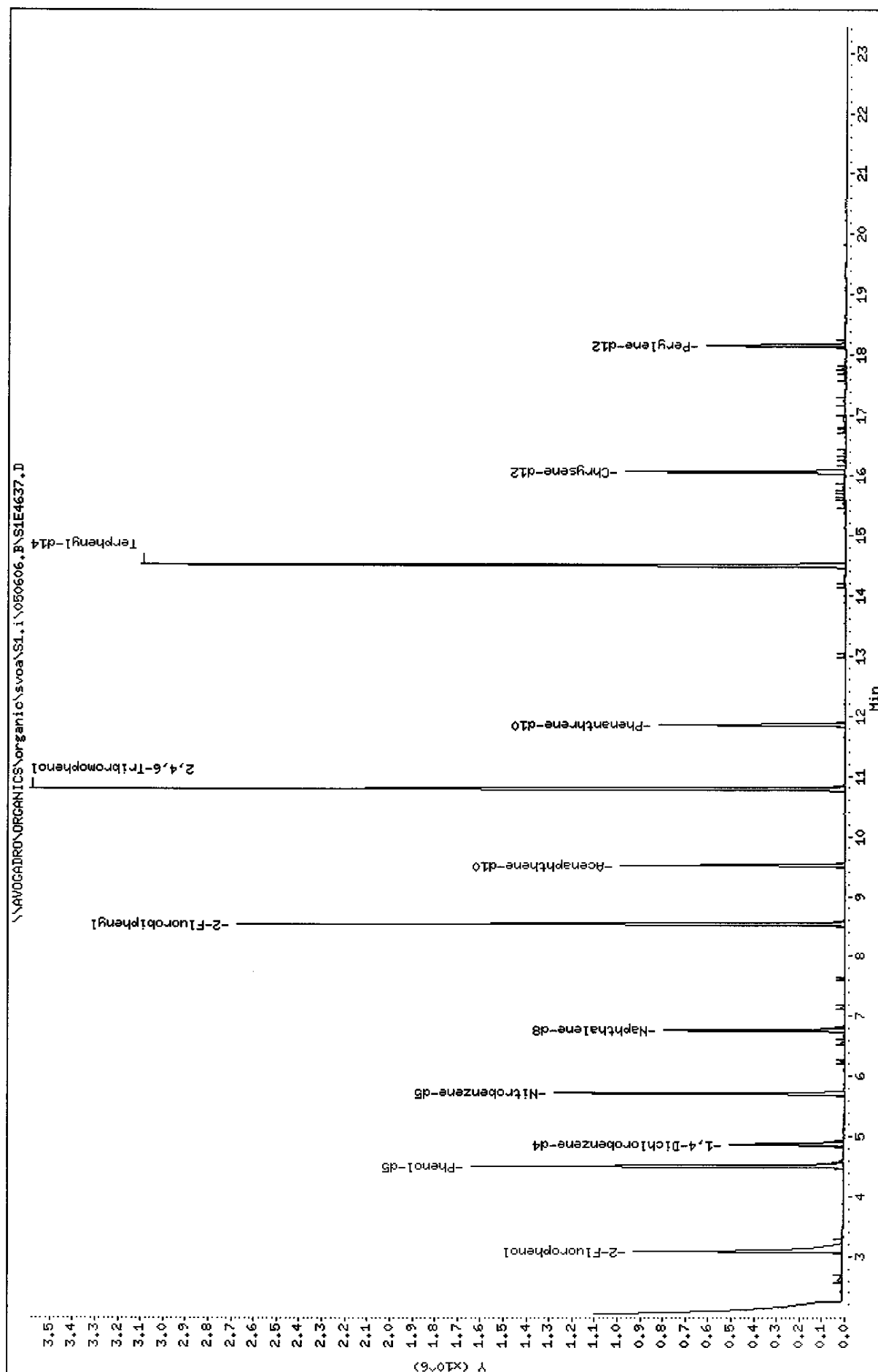
Volume Injected (uL): 2.0

Column phase: DB-5MS

Instrument: S1.i

Operator: AM SRC: LIMS

Column diameter: 0.25



Data File: S1E4637.D  
Report Date: 08-Jun-2005 15:38

Mitkem Corporation

CLP OLM04.1 QUANTITATION REPORT

Data file : \\AVOGADRO\ORGANICS\organic\svoa\S1.i\050606.B\S1E4637.D  
Lab Smp Id: D0618-05B Client Smp ID: MW-06  
Inj Date : 06-JUN-2005 18:36  
Operator : AW SRC: LIMS Inst ID: S1.i  
Smp Info : D0618-05B,,18321,,  
Misc Info :  
Comment :  
Method : \\AVOGADRO\ORGANICS\organic\svoa\S1.i\050606.B\s1\_olm4\_2\_S.m  
Meth Date : 06-Jun-2005 15:28 mtl Quant Type: ISTD  
Cal Date : 06-JUN-2005 15:03 Cal File: S1E4631A.D✓  
Als bottle: 8  
Dil Factor: 1.00000  
Integrator: HP RTE Compound Sublist: OLM4.sub  
Target Version: 4.03  
Processing Host: TARGET11

Concentration Formula:  $\text{Amt} * \text{DF} * \text{Uf} * (\text{Vt}/\text{Vi}) * (1/\text{Vo})$

Name	Value	Description
DF	1.000	Dilution Factor
Uf	1.000	GPC Correction Factor
Vt	1000.000	Volume of final extract (uL)
Vi	2.000	Volume injected (uL)
Vo	1000.000	Volume of sample extracted (mL)

Compounds	QUANT SIG	CONCENTRATIONS						
		MASS	RT	EXP RT	REL RT	RESPONSE	ON-COLUMN ( ng)	FINAL ( ug/L)
-----	----	----	==	=====	=====	-----	-----	-----
\$ 1 2-Fluorophenol	112	3.092	3.082	(0.634)	538621	153.616	77	
\$ 3 Phenol-d5	99	4.507	4.497	(0.925)	659589	178.960	89 (AR)	
* 8 1,4-Dichlorobenzene-d4	152	4.875	4.875	(1.000)	108253	40.0000		
\$ 16 Nitrobenzene-d5	82	5.728	5.729	(0.845)	485531	107.040	54	
* 23 Naphthalene-d8	136	6.776	6.777	(1.000)	449072	40.0000		
\$ 33 2-Fluorobiphenyl	172	8.537	8.538	(0.897)	947023	107.141	54	
* 41 Acenaphthene-d10	164	9.520	9.521	(1.000)	253676	40.0000		
\$ 53 2,4,6-Tribromophenol	330	10.795	10.796	(0.911)	687219	242.606	120 (AR)	
* 58 Phenanthrene-d10	188	11.854	11.865	(1.000)	415042	40.0000		
\$ 65 Terphenyl-d14	244	14.511	14.501	(0.903)	1490741	148.949	74 (R)	
* 69 Chrysene-d12	240	16.067	16.079	(1.000)	443581	40.0000		
* 76 Perylene-d12	264	18.174	18.175	(1.000)	371910	40.0000		

06/08/05  
HL

Data File: S1E4637.D  
Report Date: 08-Jun-2005 15:38

QC Flag Legend

- A - Target compound detected but, quantitated amount  
exceeded maximum amount.
- R - Spike/Surrogate failed recovery limits.



Data File: S1E4637.D  
Report Date: 08-Jun-2005 15:38

Mitkem Corporation

CLP OLM04.1 QUANTITATION REPORT

Data file : \\AVOGADRO\ORGANICS\organic\svoa\S1.i\050606.B\S1E4637.D  
Lab Smp Id: D0618-05B Client Smp ID: MW-06  
Inj Date : 06-JUN-2005 18:36  
Operator : AW SRC: LIMS Inst ID: S1.i  
Smp Info : D0618-05B,,18321,,  
Misc Info :  
Comment :  
Method : \\AVOGADRO\ORGANICS\organic\svoa\S1.i\050606.B\s1\_olm4\_2\_S.m  
Meth Date : 06-Jun-2005 15:28 mtl Quant Type: ISTD  
Cal Date : 06-JUN-2005 15:03 Cal File: S1E4631A.D  
Als bottle: 8  
Dil Factor: 1.00000  
Integrator: HP RTE Compound Sublist: OLM4.sub  
Target Version: 4.03  
Processing Host: TARGET11

- NO TENTATIVELY IDENTIFIED COMPOUNDS -

1C  
SEMIVOLATILE ORGANICS ANALYSIS DATA SHEET

EPA SAMPLE NO.

MW-07

Lab Name: MITKEM CORPORATION Contract: \_\_\_\_\_

Lab Code: MITKEM Case No.: \_\_\_\_\_ SAS No.: \_\_\_\_\_ SDG No.: MD0618

Matrix: (soil/water) WATER Lab Sample ID: D0618-06B

Sample wt/vol: 1000 (g/mL) ML Lab File ID: S1E4638

Level: (low/med) LOW Date Received: 05/27/05

% Moisture: \_\_\_\_\_ Decanted: (Y/N) \_\_\_\_\_ Date Extracted: 05/31/05

Concentrated Extract Volume: 1000 (uL) Date Analyzed: 06/06/05

Injection Volume: 2.0 (uL) Dilution Factor: 1.0

GPC Cleanup: (Y/N) N pH: \_\_\_\_\_ Extraction: (Type) CONT

CONCENTRATION UNITS:  
(ug/L or ug/Kg) UG/L Q

CAS NO.	COMPOUND		
100-52-7	Benzaldehyde	10	U
108-95-2	Phenol	10	U
111-44-4	bis(2-Chloroethyl) Ether	10	U
95-57-8	2-Chlorophenol	10	U
95-48-7	2-Methylphenol	10	U
108-60-1	2,2'-oxybis(1-Chloropropane)	10	U
98-86-2	Acetophenone	10	U
106-44-5	4-Methylphenol	10	U
621-64-7	N-Nitroso-di-n-propylamine	10	U
67-72-1	Hexachloroethane	10	U
98-95-3	Nitrobenzene	10	U
78-59-1	Isophorone	10	U
88-75-5	2-Nitrophenol	10	U
105-67-9	2,4-Dimethylphenol	10	U
111-91-1	bis(2-Chloroethoxy)methane	10	U
120-83-2	2,4-Dichlorophenol	10	U
91-20-3	Naphthalene	10	U
106-47-8	4-Chloroaniline	10	U
87-68-3	Hexachlorobutadiene	10	U
105-60-2	Caprolactam	10	U
59-50-7	4-Chloro-3-Methylphenol	10	U
91-57-6	2-Methylnaphthalene	10	U
77-47-4	Hexachlorocyclopentadiene	10	U
88-06-2	2,4,6-Trichlorophenol	10	U
95-95-4	2,4,5-Trichlorophenol	25	U
92-52-4	1,1'-Biphenyl	10	U
91-58-7	2-Chloronaphthalene	10	U
88-74-4	2-Nitroaniline	25	U
131-11-3	Dimethylphthalate	10	U
606-20-2	2,6-Dinitrotoluene	10	U
208-96-8	Acenaphthylene	10	U
99-09-2	3-Nitroaniline	25	U
83-32-9	Acenaphthene	10	U

1D  
SEMIVOLATILE ORGANICS ANALYSIS DATA SHEET

EPA SAMPLE NO.

MW-07

Lab Name: MITKEM CORPORATION Contract: \_\_\_\_\_

Lab Code: MITKEM Case No.: \_\_\_\_\_ SAS No.: \_\_\_\_\_ SDG No.: MD0618

Matrix: (soil/water) WATER Lab Sample ID: D0618-06B

Sample wt/vol: 1000 (g/mL) ML Lab File ID: S1E4638

Level: (low/med) LOW Date Received: 05/27/05

% Moisture: \_\_\_\_\_ Decanted: (Y/N) \_\_\_\_\_ Date Extracted: 05/31/05

Concentrated Extract Volume: 1000 (uL) Date Analyzed: 06/06/05

Injection Volume: 2.0 (uL) Dilution Factor: 1.0

GPC Cleanup: (Y/N) N pH: \_\_\_\_\_ Extraction: (Type) CONT

CONCENTRATION UNITS:  
(ug/L or ug/Kg) UG/L Q

CAS NO.	COMPOUND		
51-28-5	2,4-Dinitrophenol	25	U
100-02-7	4-Nitrophenol	25	U
132-64-9	Dibenzofuran	10	U
121-14-2	2,4-Dinitrotoluene	10	U
84-66-2	Diethylphthalate	10	U
86-73-7	Fluorene	10	U
7005-72-3	4-Chlorophenyl-phenylether	10	U
100-01-6	4-Nitroaniline	25	U
534-52-1	4,6-Dinitro-2-methylphenol	25	U
86-30-6	N-Nitrosodiphenylamine (1)	10	U
101-55-3	4-Bromophenyl-phenylether	10	U
118-74-1	Hexachlorobenzene	10	U
1912-24-9	Atrazine	10	U
87-86-5	Pentachlorophenol	25	U
85-01-8	Phenanthrene	10	U
120-12-7	Anthracene	10	U
86-74-8	Carbazole	10	U
84-74-2	Di-n-butylphthalate	10	U
206-44-0	Fluoranthene	10	U
129-00-0	Pyrene	10	U
85-68-7	Butylbenzylphthalate	10	U
91-94-1	3,3'-Dichlorobenzidine	10	U
56-55-3	Benzo(a)anthracene	10	U
218-01-9	Chrysene	10	U
117-81-7	bis(2-Ethylhexyl)phthalate	10	U
117-84-0	Di-n-octylphthalate	10	U
205-99-2	Benzo(b)fluoranthene	10	U
207-08-9	Benzo(k)fluoranthene	10	U
50-32-8	Benzo(a)pyrene	10	U
193-39-5	Indeno(1,2,3-cd)pyrene	10	U
53-70-3	Dibenzo(a,h)anthracene	10	U
191-24-2	Benzo(g,h,i)perylene	10	U

(1) - Cannot be separated from Diphenylamine

1G  
SEMIVOLATILE ORGANICS ANALYSIS DATA SHEET  
TENTATIVELY IDENTIFIED COMPOUNDS

EPA SAMPLE NO.

MW-07

Lab Name: MITKEM CORPORATION Contract: \_\_\_\_\_  
 Lab Code: MITKEM Case No.: \_\_\_\_\_ SAS No.: \_\_\_\_\_ SDG No.: MD0618  
 Matrix: (soil/water) WATER Lab Sample ID: D0618-06B  
 Sample wt/vol: 1000 (g/mL) ML Lab File ID: S1E4638  
 Level: (low/med) LOW Date Received: 05/27/05  
 % Moisture: \_\_\_\_\_ Decanted: (Y/N) \_\_\_\_\_ Date Extracted: 05/31/05  
 Concentrated Extract Volume: 1000 (uL) Date Analyzed: 06/06/05  
 Injection Volume: 2.0 (uL) Dilution Factor: 1.0  
 GPC Cleanup: (Y/N) N pH: \_\_\_\_\_ Extraction: (Type) CONT

Number TICs found: 30

CONCENTRATION UNITS:  
(ug/L or ug/Kg) ug/L

CAS NUMBER	COMPOUND NAME	RT	EST. CONC.	Q
=====	=====	=====	=====	=====
1.	UNKNOWN	4.13	21	J
2.	UNKNOWN	4.38	22	J
3. 611-14-3	BENZENE, 1-ETHYL-2-METHYL-	4.45	7	NJ
4. 526-73-8	BENZENE, 1,2,3-TRIMETHYL-	4.66	19	NJ
5.	UNKNOWN	4.83	19	J
6.	UNKNOWN	5.00	79	J
7.	UNKNOWN	5.15	33	J
8.	UNKNOWN	5.20	38	J
9. 105-05-5	BENZENE, 1,4-DIETHYL-	5.29	32	NJ
10.	UNKNOWN	5.33	30	J
11.	UNKNOWN	5.41	77	J
12.	UNKNOWN	5.57	23	J
13. 874-41-9	BENZENE, 1-ETHYL-2,4-DIMETHY	5.66	94	NJ
14.	UNKNOWN	5.80	51	J
15.	UNKNOWN	5.91	53	J
16.	UNKNOWN	5.99	11	J
17. 95-93-2	BENZENE, 1,2,4,5-TETRAMETHYL	6.08	78	NJ
18. 488-23-3	BENZENE, 1,2,3,4-TETRAMETHYL	6.12	52	NJ
19.	UNKNOWN	6.17	19	J
20. 2547-27-5	TRANS-4A-METHYL-DECAHYDRONAP	6.23	5	NJ
21.	UNKNOWN	6.28	9	J
22. 934-10-1	3-PHENYLBUT-1-ENE	6.33	28	NJ
23.	UNKNOWN	6.52	13	J
24.	UNKNOWN	6.67	6	J
25.	UNKNOWN	6.90	11	J
26.	UNKNOWN	8.70	4	J
27.	UNKNOWN	9.02	7	J
28.	UNKNOWN	9.44	4	J
29. 10544-50-0	CYCLIC OCTAATOMIC SULFUR	13.74	8	NJ
30.	UNKNOWN	14.80	7	J

FORM I SV-TIC

OLM04.3

Data File: \\AVOCADRO\ORGANICS\organic\svoa\S1.i\050606.P\S1E4638.D

Date : 06-JUN-2005 19:07

Client ID: MW-07

Sample Info: D0618-06B,,18321,,

Volume Injected (uL): 2.0

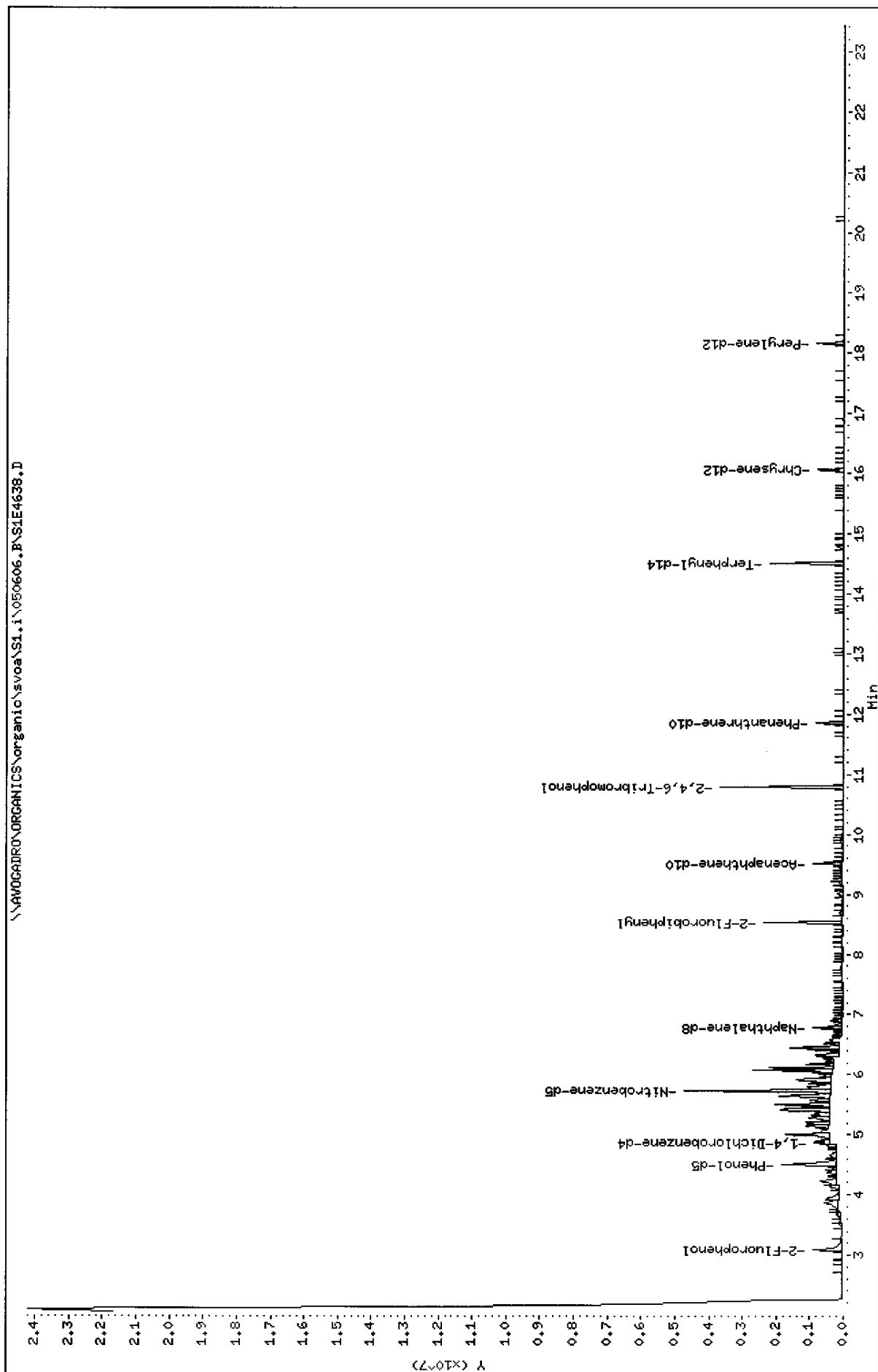
Column phase: DB-5MS

Instrument: S1.i

Operator: AM SRC: LIMS

Column diameter: 0.25

\\AVOCADRO\ORGANICS\organic\svoa\S1.i\050606.P\S1E4638.D



Data File: S1E4638.D  
Report Date: 10-Jun-2005 14:12

Mitkem Corporation

CLP OLM04.1 QUANTITATION REPORT

Data file : \\AVOGADRO\ORGANICS\organic\svoa\S1.i\050606.B\S1E4638.D  
Lab Smp Id: D0618-06B Client Smp ID: MW-07  
Inj Date : 06-JUN-2005 19:07  
Operator : AW SRC: LIMS Inst ID: S1.i  
Smp Info : D0618-06B,,18321,,  
Misc Info :  
Comment :  
Method : \\AVOGADRO\ORGANICS\organic\svoa\S1.i\050606.B\s1\_olm4\_2\_S.m  
Meth Date : 06-Jun-2005 15:28 mtl Quant Type: ISTD  
Cal Date : 06-JUN-2005 15:03 Cal File: S1E4631A.D  
Als bottle: 9  
Dil Factor: 1.00000  
Integrator: HP RTE Compound Sublist: OLM4.sub  
Target Version: 4.03  
Processing Host: TARGET11

Concentration Formula:  $\text{Amt} * \text{DF} * \text{Uf} * (\text{Vt}/\text{Vi}) * (1/\text{Vo})$

Name	Value	Description
DF	1.000	Dilution Factor
Uf	1.000	GPC Correction Factor
Vt	1000.000	Volume of final extract (uL)
Vi	2.000	Volume injected (uL)
Vo	1000.000	Volume of sample extracted (mL)

Compounds	QUANT SIG	MASS	RT	EXP RT	REL RT	RESPONSE	CONCENTRATIONS	
							ON-COLUMN ( ng)	FINAL ( ug/L)
\$ 1 2-Fluorophenol	=====	112	3.084	3.082 (0.632)	562627	145.822	73	
\$ 3 Phenol-d5	=====	99	4.510	4.497 (0.925)	680521	167.792	84 (AR)	
* 8 1,4-Dichlorobenzene-d4	=====	152	4.877	4.875 (1.000)	119122	40.0000		
\$ 16 Nitrobenzene-d5	=====	82	5.731	5.729 (0.845)	653642	177.406	89 (AR)	
* 23 Naphthalene-d8	=====	136	6.779	6.777 (1.000)	364770	40.0000		
\$ 33 2-Fluorobiphenyl	=====	172	8.540	8.538 (0.897)	867787	118.826	59 (R)	
* 41 Acenaphthene-d10	=====	164	9.523	9.521 (1.000)	209592	40.0000		
\$ 53 2,4,6-Tribromophenol	=====	330	10.798	10.796 (0.910)	677722	232.897	120 (AR)	
* 58 Phenanthrene-d10	=====	188	11.867	11.865 (1.000)	426370	40.0000		
\$ 65 Terphenyl-d14	=====	244	14.503	14.501 (0.903)	890446	102.936	51	
* 69 Chrysene-d12	=====	240	16.070	16.079 (1.000)	383397	40.0000		
* 76 Perylene-d12	=====	264	18.166	18.175 (1.000)	413235	40.0000		

06/10/05  
TW

Data File: S1E4638.D  
Report Date: 10-Jun-2005 14:12

QC Flag Legend

- A - Target compound detected but, quantitated amount  
exceeded maximum amount.
- R - Spike/Surrogate failed recovery limits.

Data File: S1E4638.D  
 Report Date: 08-Jun-2005 15:44

Mitkem Corporation

CLP OLM04.1 QUANTITATION REPORT

Data file : \\AVOGADRO\ORGANICS\organic\svoa\S1.i\050606.B\S1E4638.D  
 Lab Smp Id: D0618-06B Client Smp ID: MW-07  
 Inj Date : 06-JUN-2005 19:07  
 Operator : AW SRC: LIMS Inst ID: S1.i  
 Smp Info : D0618-06B,,18321,,  
 Misc Info :  
 Comment :  
 Method : \\AVOGADRO\ORGANICS\organic\svoa\S1.i\050606.B\s1\_olm4\_2\_S.m  
 Meth Date : 06-Jun-2005 15:28 mtl Quant Type: ISTD  
 Cal Date : 06-JUN-2005 15:03 Cal File: S1E4631A.D  
 Als bottle: 9  
 Dil Factor: 1.00000  
 Integrator: HP RTE Compound Sublist: OLM4.sub  
 Target Version: 4.03  
 Processing Host: TARGET11

Concentration Formula: Amt \* DF \* Uf\*(Vt/Vi)\*(1/Vo)

Name	Value	Description
DF	1.000	Dilution Factor
Uf	1.000	GPC Correction Factor
Vt	1000.000	Volume of final extract (uL)
Vi	2.000	Volume injected (uL)
Vo	1000.000	Volume of sample extracted (mL)

ISTD	RT	AREA	AMOUNT
=====	=====	=====	=====
* 8 1,4-Dichlorobenzene-d4	4.877	917340	40.000
* 23 Naphthalene-d8	6.779	1154326	40.000
* 41 Acenaphthene-d10	9.523	1207741	40.000
* 58 Phenanthrene-d10	11.867	1316912	40.000
* 69 Chrysene-d12	16.070	1173854	40.000

CONCENTRATIONS					QUANT		
RT	AREA	ON-COL( ng)	FINAL( ug/L)	QUAL	LIBRARY	LIB ENTRY	CPND #
=====	=====	=====	=====	=====	=====	=====	=====



Data File: S1E4638.D  
Report Date: 08-Jun-2005 15:44

RT	CONCENTRATIONS				QUAL	QUANT		CPND #
	AREA	ON-COL( ng)	FINAL( ug/L)			LIBRARY	LIB ENTRY	
Unknown						CAS #:		
4.132	952760	41.5444655	21	0			0	8
Unknown						CAS #:		
4.380	1024789	44.6852421	22	0			0	8
Benzene, 1-ethyl-2-methyl-						CAS #: 611-14-3		
4.445	307376	13.4029259	7	90	NIST98.L		9132	8
Benzene, 1,2,3-trimethyl-						CAS #: 526-73-8		
4.661	861361	37.5590730	19	90	NIST98.L		9116	8
Unknown						CAS #:		
4.834	862861	37.6244795	19	0			0	8
Unknown						CAS #:		
4.996	3622122	157.940218	79	0			0	8
Unknown						CAS #:		
5.148	1528937	66.6682800	33	0			0	8
Unknown						CAS #:		
5.202	1748769	76.2539080	38	0			0	8
Benzene, 1,4-diethyl-						CAS #: 105-05-5		
5.288	1475005	64.3166111	32	93	NIST98.L		14327	8
Unknown						CAS #:		
5.331	1368587	59.6763250	30	0			0	8
Unknown						CAS #:		
5.407	3537196	154.237077	77	0			0	8
Unknown						CAS #:		
5.569	1050618	45.8114985	23	0			0	8
Benzene, 1-ethyl-2,4-dimethyl-						CAS #: 874-41-9		
5.655	4309590	187.916803	94	96	NIST98.L		14370	8
Unknown						CAS #:		
5.796	2338038	101.948590	51	0			0	8
Unknown						CAS #:		
5.915	3077998	106.659575	53	0			0	23

Data File: S1E4638.D  
Report Date: 08-Jun-2005 15:44

RT	CONCENTRATIONS				QUAL	QUANT		CPND #
	AREA	ON-COL(	ng)	FINAL( ug/L)		LIBRARY	LIB ENTRY	
====	====	=====		=====	====	=====	=====	=====
Unknown						CAS #:		
5.990	654041	22.6639961		11	0		0	23
Benzene, 1,2,4,5-tetramethyl-						CAS #: 95-93-2		
6.077	4494006	155.727446		78	91	NIST98.L	14360	23
Benzene, 1,2,3,4-tetramethyl-						CAS #: 488-23-3		
6.120	2999780	103.949144		52	96	NIST98.L	14353	23
Unknown						CAS #:		
6.174	1072817	37.1755293		19	0		0	23
trans-4a-Methyl-decahydronaphthalene						CAS #: 2547-27-5		
6.228	260147	9.01468043		5	87	NIST98.L	24332	23
Unknown						CAS #:		
6.282	536629	18.5954055		9	0		0	23
3-Phenylbut-1-ene						CAS #: 934-10-1		
6.325	1608060	55.7229067		28	92	NIST98.L	13568	23
Unknown						CAS #:		
6.520	742897	25.7430570		13	0		0	23
Unknown						CAS #:		
6.671	349124	12.0979342		6	0		0	23
Unknown						CAS #:		
6.898	624378	21.6361063		11	0		0	23
Unknown						CAS #:		
8.702	227667	7.54025905		4	0		0	41
Unknown						CAS #:		
9.015	407920	13.5101814		7	0		0	41
Unknown						CAS #:		
9.437	214607	7.10771598		4	0		0	41
Cyclic octaatomic sulfur						CAS #: 10544-50-0		
13.736	549859	16.7014652		8	86	NIST98.L	92478	58
Unknown						CAS #:		
14.795	404310	13.7771818		7	0		0	69

Data File: \\AVOCADRO\ORGANICS\organic\svoa\S1.i\050606.B\S1E4638.D

Date : 06-JUN-2005 19:07

Client ID: MW-07

Instrument: S1.i

Sample Info: D0618-06B,,18321,,

Volume Injected (uL): 2.0

Operator: AW SRC: LIHS

Column phase: DB-5MS

Column diameter: 0.25

Library Search Compound Match

CAS Number

Library

Entry

Quality

Formula

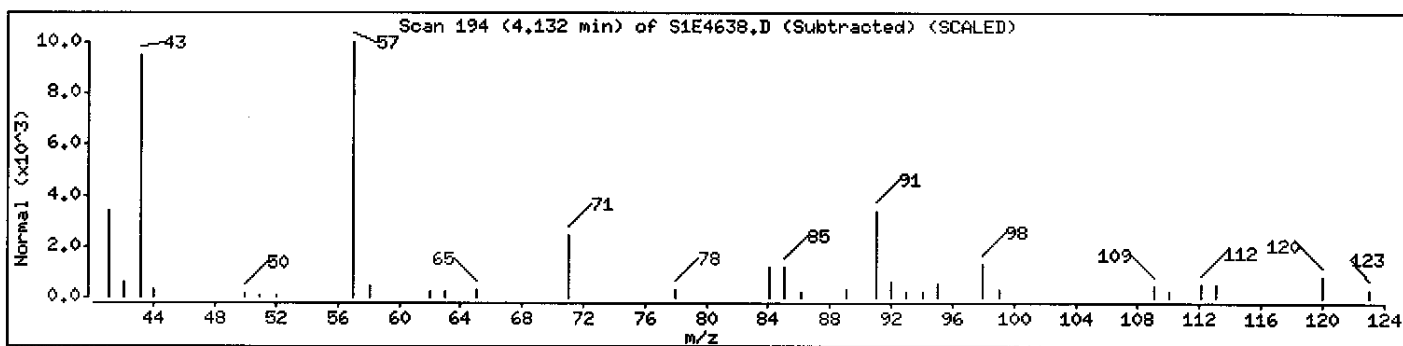
Weight

Unknown

0

0

0



Data File: \\AVOCADRO\ORGANICS\organic\svoa\S1.i\050606.B\S1E4638.D

Date : 06-JUN-2005 19:07

Client ID: MW-07

Instrument: S1.i

Sample Info: D0618-06B,,18321,,

Volume Injected (uL): 2.0

Operator: AM SRC: LIMS

Column phase: DB-5MS

Column diameter: 0.25

Library Search Compound Match

CAS Number

Library

Entry

Quality

Formula

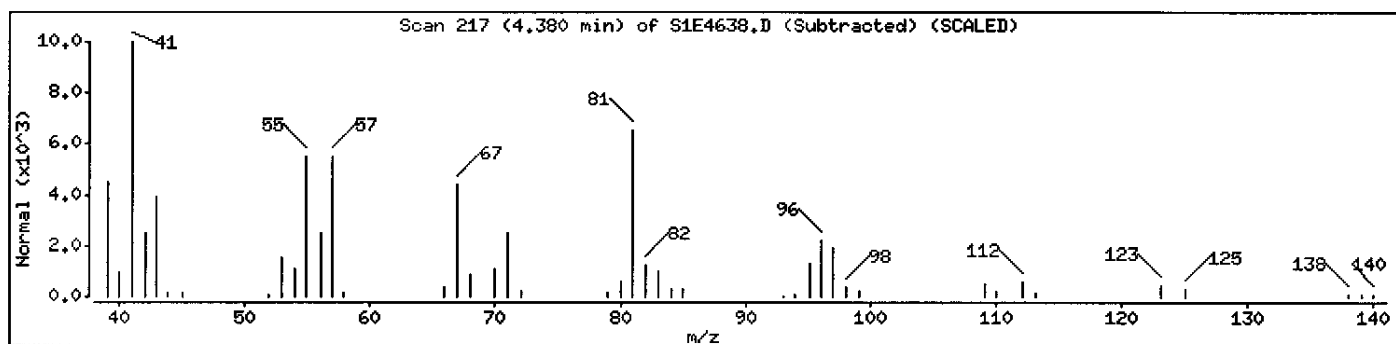
Weight

Unknown

0

0

0



Data File: \\AVOCADRO\ORGANICS\organic\svoa\S1.i\050606.B\S1E4638.D

Date : 06-JUN-2005 19:07

Client ID: MW-07

Instrument: S1.i

Sample Info: D0618-06B,,18321,,

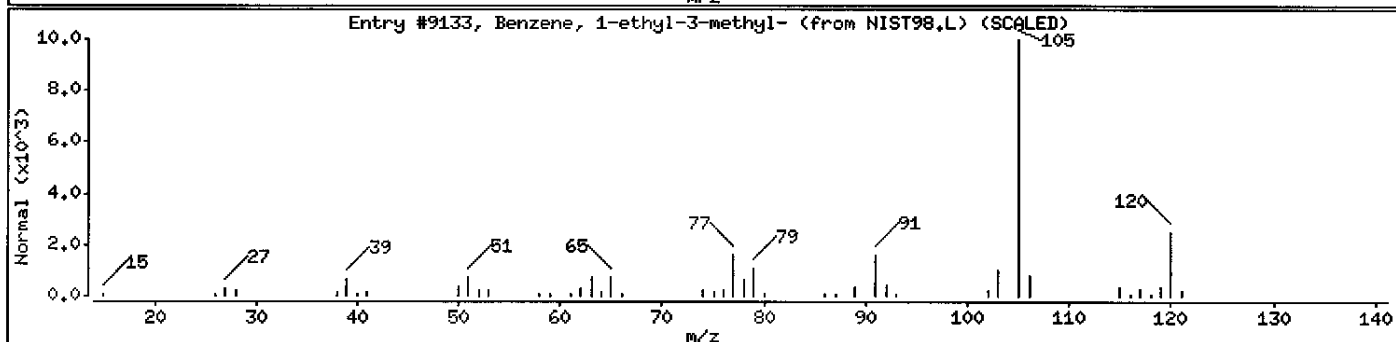
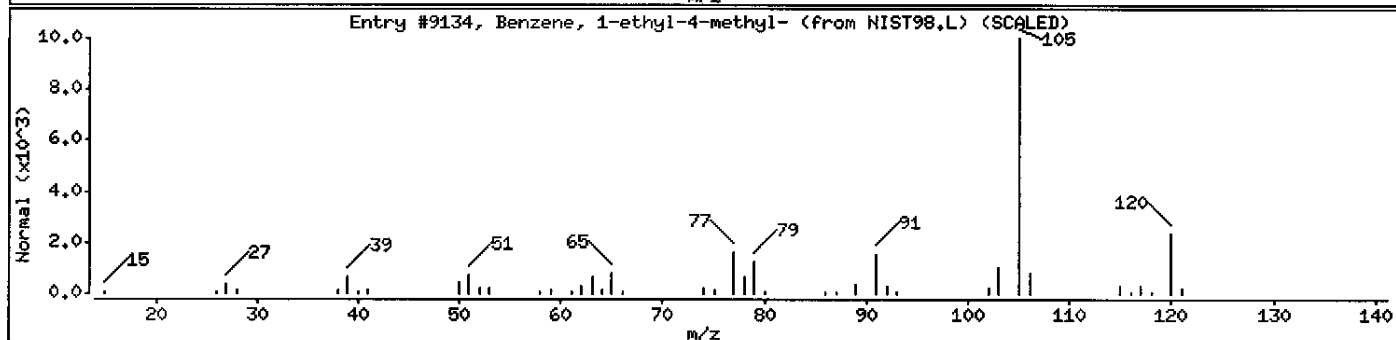
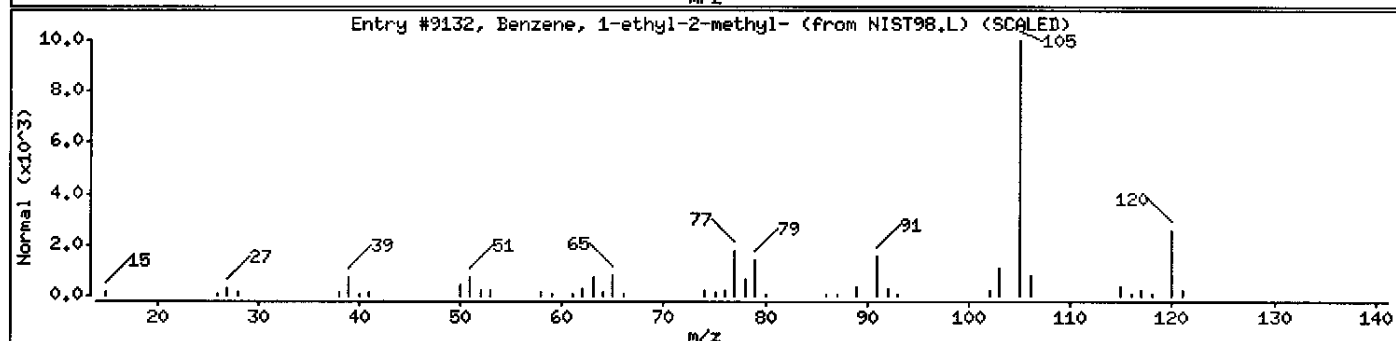
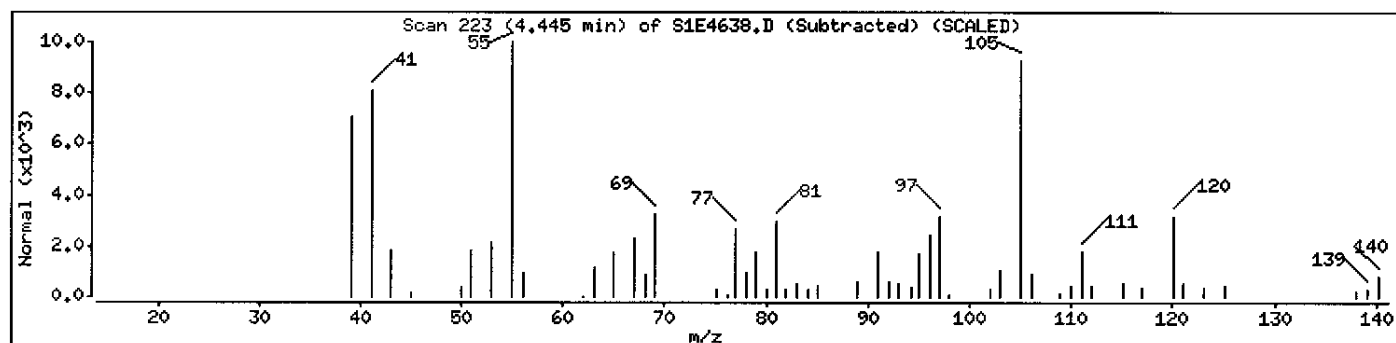
Volume Injected (uL): 2.0

Operator: AW SRC: LIMS

Column phase: DB-5MS

Column diameter: 0.25

Library Search Compound Match	CAS Number	Library	Entry	Quality	Formula	Weight
Benzene, 1-ethyl-2-methyl-	611-14-3	NIST98.L	9132	90	C9H12	120
Benzene, 1-ethyl-4-methyl-	622-96-8	NIST98.L	9134	87	C9H12	120
Benzene, 1-ethyl-3-methyl-	620-14-4	NIST98.L	9133	64	C9H12	120



Data File: \\AVOCADRO\ORGANICS\organic\svoa\S1.i\050606.B\S1E4638.D

Date : 06-JUN-2005 19:07

Client ID: MW-07

Instrument: S1.i

Sample Info: D0618-06B,,18321,,

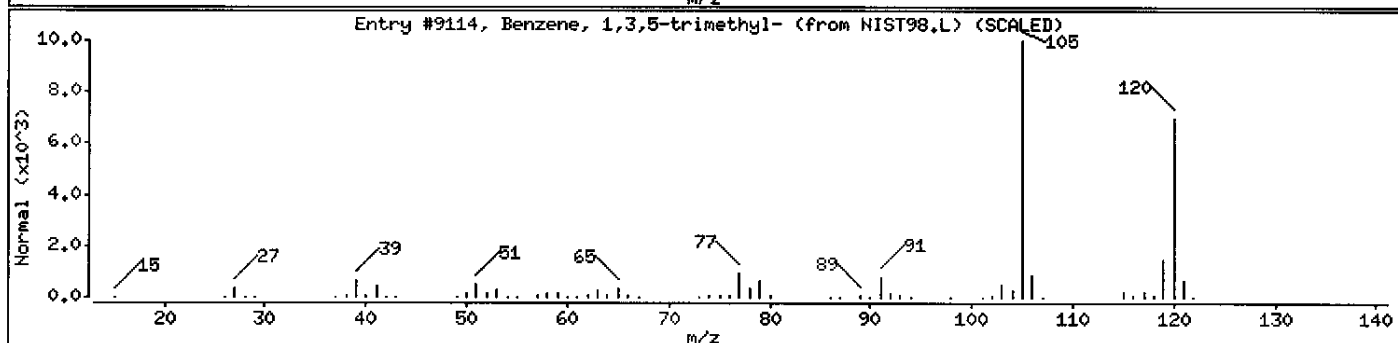
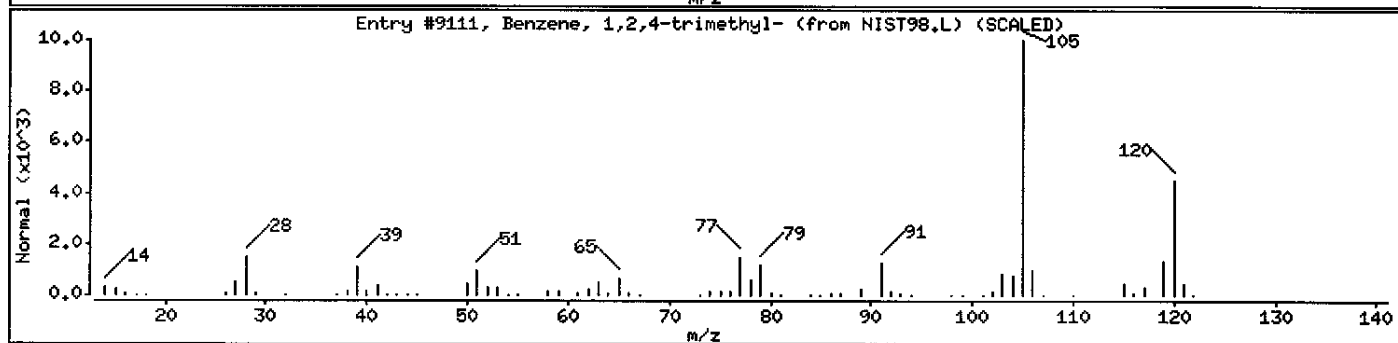
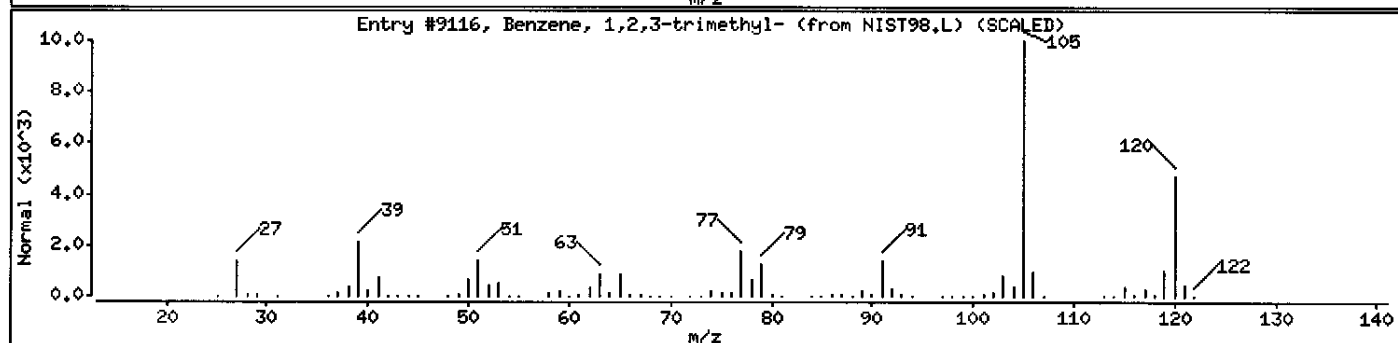
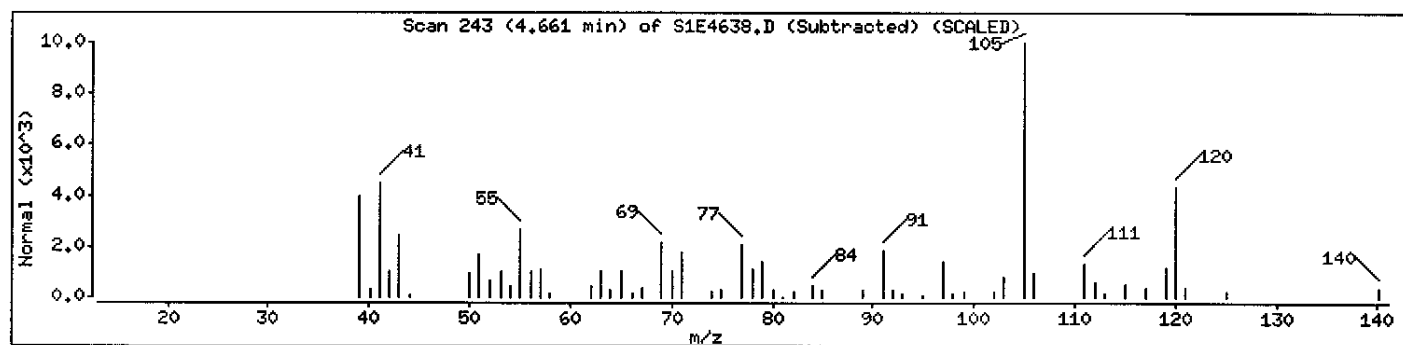
Volume Injected (uL): 2.0

Operator: AW SRC: LIHS

Column phase: DB-5MS

Column diameter: 0.25

Library Search Compound Match	CAS Number	Library	Entry	Quality	Formula	Weight
Benzene, 1,2,3-trimethyl-	526-73-8	NIST98.L	9116	90	C9H12	120
Benzene, 1,2,4-trimethyl-	95-63-6	NIST98.L	9111	60	C9H12	120
Benzene, 1,3,5-trimethyl-	108-67-8	NIST98.L	9114	60	C9H12	120



Data File: \\AVOGADRO\ORGANICS\organic\svoa\S1.i\050606.B\S1E4638.D

Date : 06-JUN-2005 19:07

Client ID: MW-07

Instrument: S1.i

Sample Info: D0618-06B,,18321,,

Volume Injected (uL): 2.0

Operator: AW SRC: LIMS

Column phase: DB-5MS

Column diameter: 0.25

Library Search Compound Match

CAS Number

Library

Entry

Quality

Formula

Weight

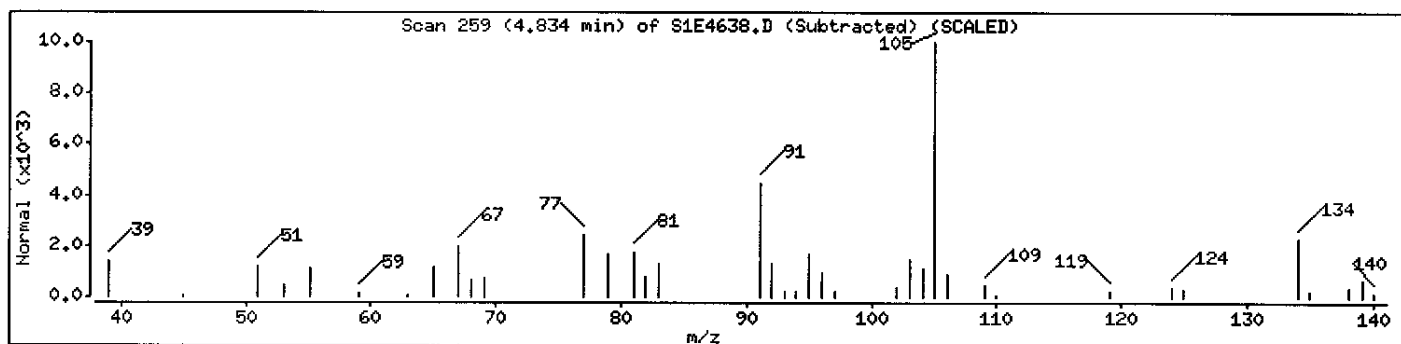
Unknown

0

0

0

Unknown



Data File: \\AVOGADRO\ORGANICS\organic\svoa\S1.i\050606.B\S1E4638.D

Date : 06-JUN-2005 19:07

Client ID: MW-07

Instrument: S1.i

Sample Info: D0618-06B,,18321,,

Volume Injected (uL): 2.0

Operator: AW SRC: LIHS

Column phase: DB-5MS

Column diameter: 0.25

Library Search Compound Match

CAS Number

Library

Entry

Quality

Formula

Weight

Unknown

Decane, 4-methyl-

2847-72-5

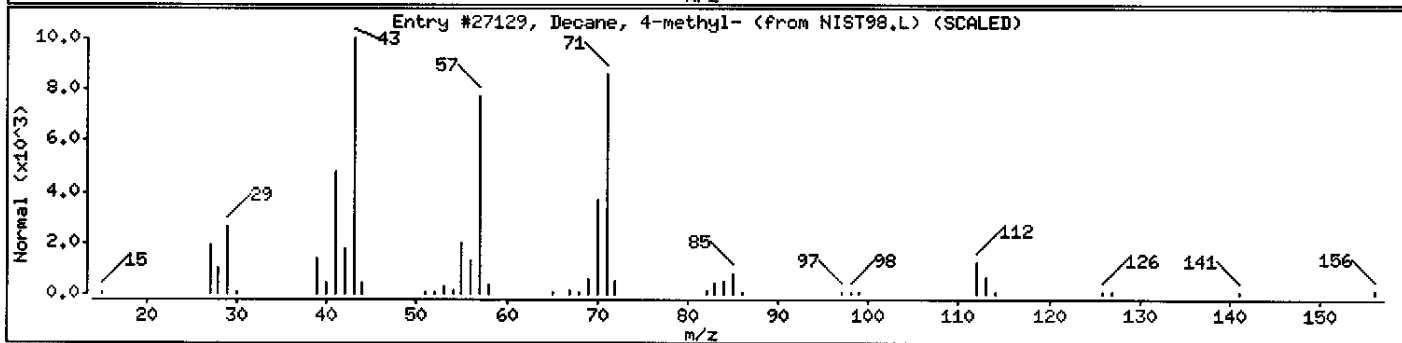
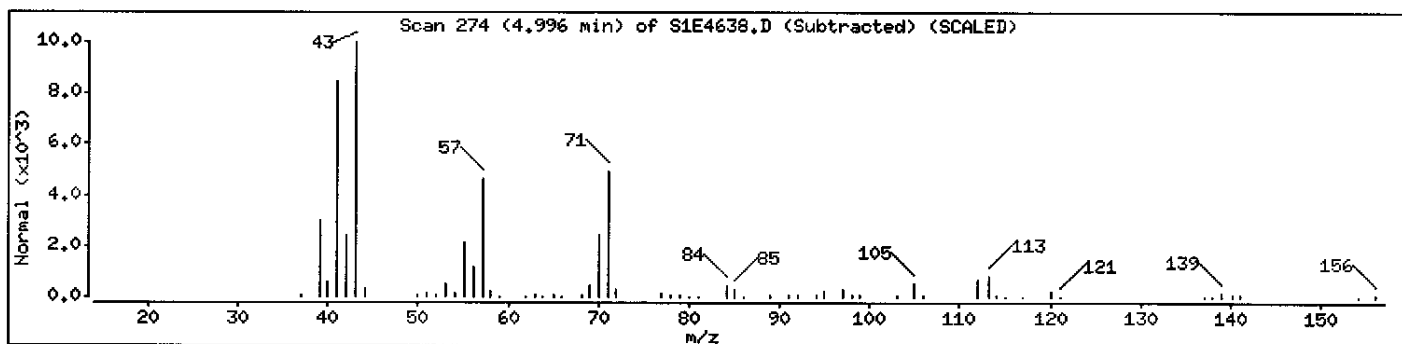
NIST98.L

27129

64

C<sub>11</sub>H<sub>24</sub>

156





Data File: \\AVOCADRO\ORGANICS\organic\svoa\S1.i\050606.B\S1E4638.D

Date : 06-JUN-2008 19:07

Client ID: MW-07

Instrument: S1.i

Sample Info: D0618-06B,,18321,,

Volume Injected (uL): 2.0

Operator: AW SRC: LIHS

Column phase: DB-5MS

Column diameter: 0.25

Library Search Compound Match

CAS Number

Library

Entry

Quality

Formula

Weight

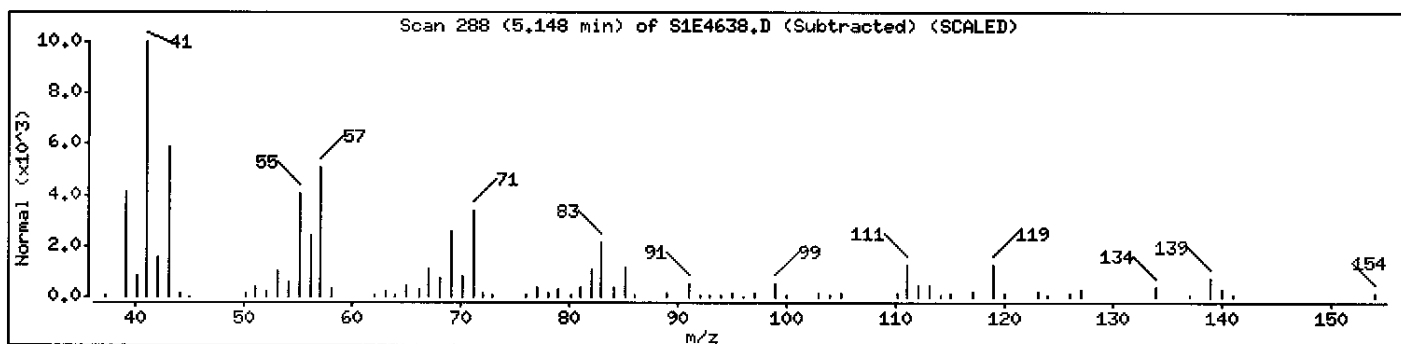
Unknown

0

0

0

Unknown



Data File: \\AVOCADRO\ORGANICS\organic\svoa\S1.i\050606.B\S1E4638.D

Date : 06-JUN-2005 19:07

Client ID: MW-07

Instrument: S1.i

Sample Info: D0618-06B,,18321,,

Volume Injected (uL): 2.0

Operator: AM SRC: LIHS

Column phase: DB-5MS

Column diameter: 0.25

Library Search Compound Match

CAS Number

Library

Entry

Quality

Formula

Weight

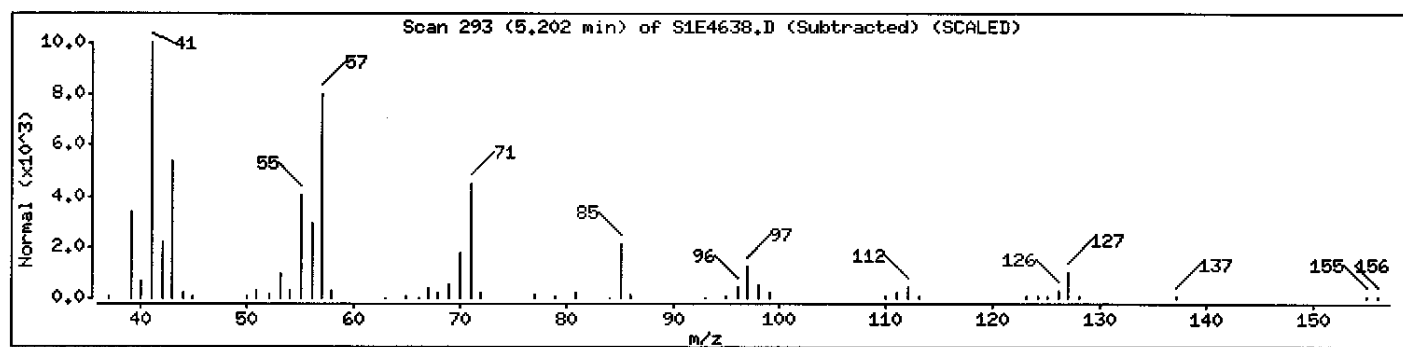
Unknown

0

0

0

Unknown



Data File: \\AVOGADRO\ORGANICS\organic\svoa\S1.i\050606.B\S1E4638.D

Date : 06-JUN-2005 19:07

Client ID: MW-07

Instrument: S1.i

Sample Info: D0618-06B,,18321,,

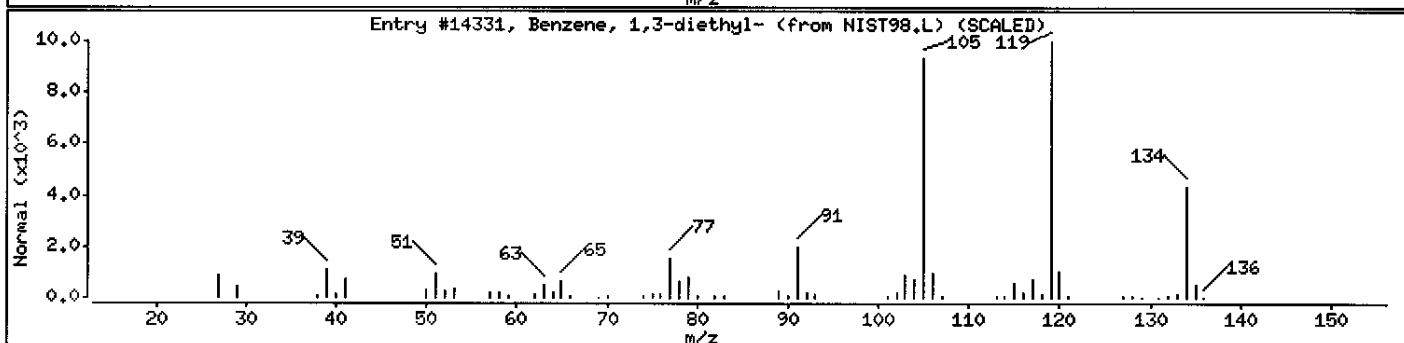
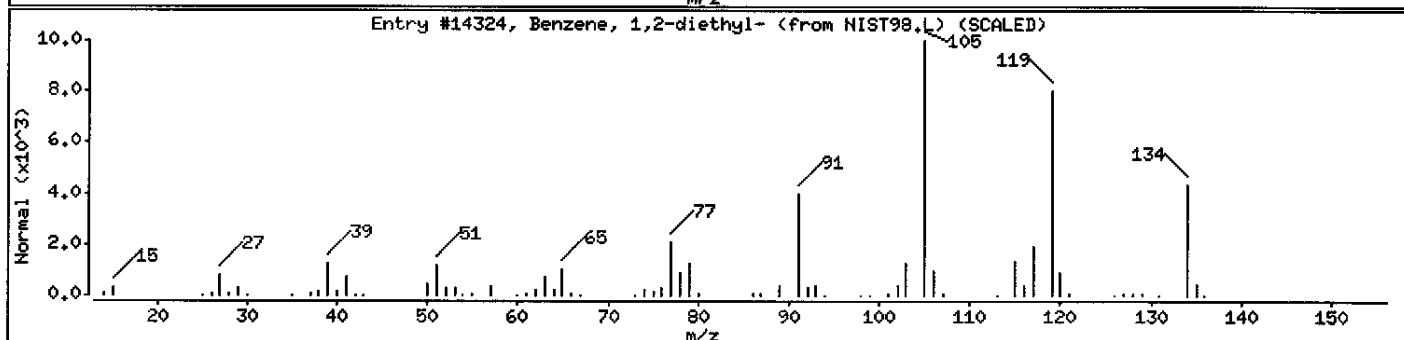
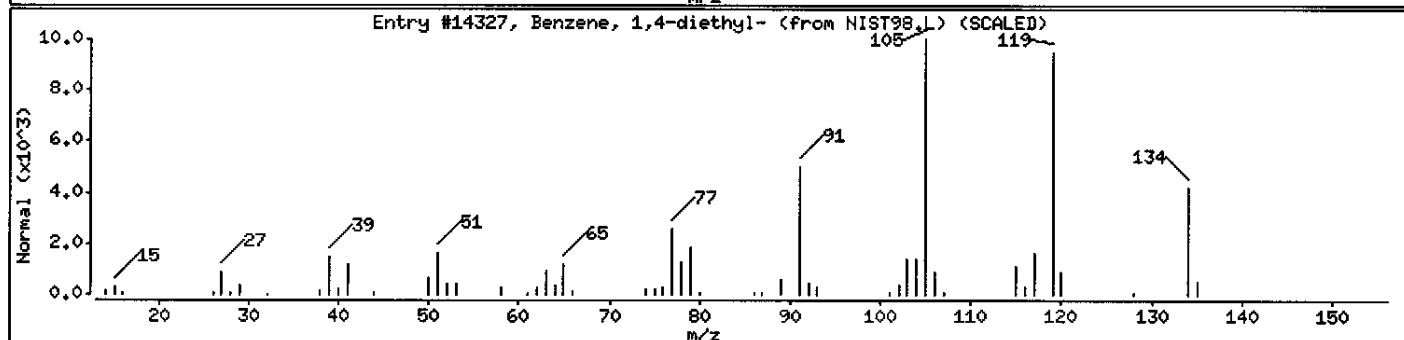
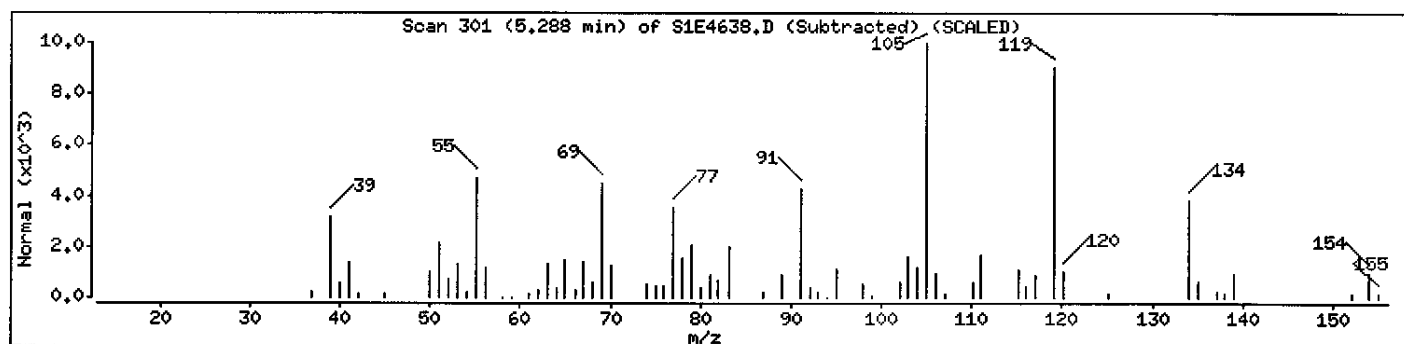
Volume Injected (uL): 2.0

Operator: AM SRC: LIHS

Column phase: DB-5MS

Column diameter: 0.25

Library Search Compound Match	CAS Number	Library	Entry	Quality	Formula	Weight
Benzene, 1,4-diethyl-	105-05-5	NIST98.L	14327	93	C10H14	134
Benzene, 1,2-diethyl-	135-01-3	NIST98.L	14324	90	C10H14	134
Benzene, 1,3-diethyl-	141-93-5	NIST98.L	14331	87	C10H14	134



Data File: \\NAVOGADRO\ORGANICS\organic\svoa\S1.i\050606.B\S1E4638.D

Date : 06-JUN-2005 19:07

Client ID: MW-07

Instrument: S1.i

Sample Info: D0618-06B,,18321,,

Volume Injected (uL): 2.0

Operator: AM SRC: LIHS

Column phase: DB-5MS

Column diameter: 0.25

Library Search Compound Match

CAS Number

Library

Entry

Quality

Formula

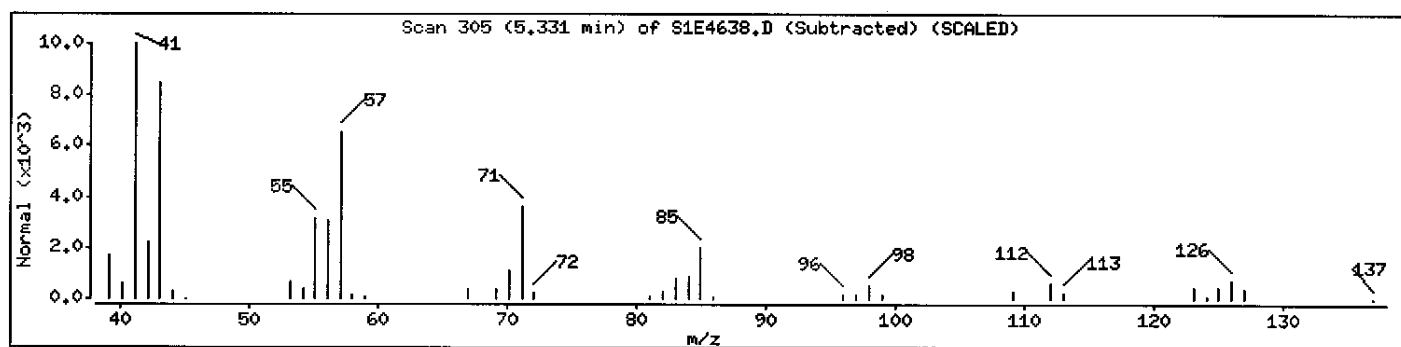
Weight

Unknown

0

0

0



Data File: \\AVOGADRO\ORGANICS\organic\svoa\S1.i\050606.B\S1E4638.D

Date : 06-JUN-2005 19:07

Client ID: MW-07

Instrument: S1.i

Sample Info: D0618-06B,,18321,,

Volume Injected (uL): 2.0

Operator: AM SRC: LIHS

Column phase: DB-5MS

Column diameter: 0.25

Library Search Compound Match

CAS Number Library

Entry

Quality

Formula

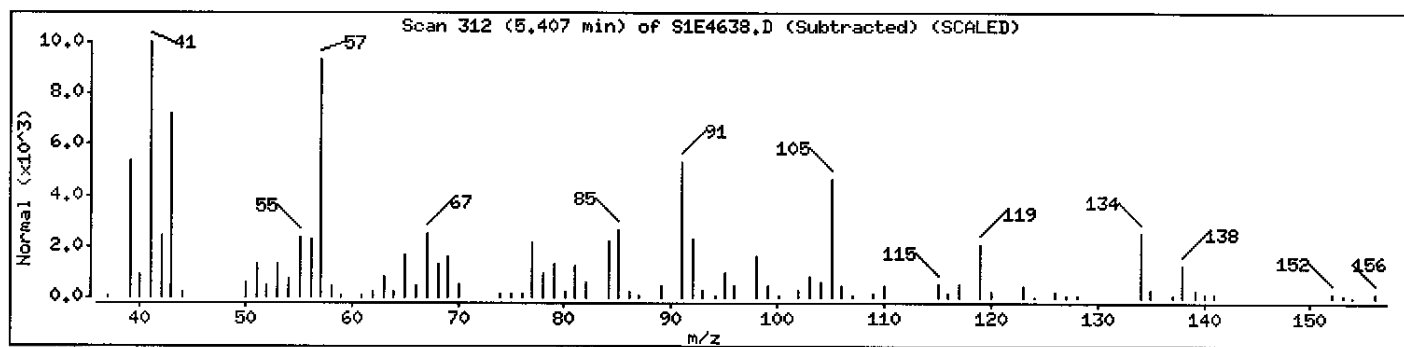
Weight

Unknown

0

0

0



Data File: \\AVOGADRO\ORGANICS\organic\svoa\S1.i\050606.B\S1E4638.D

Date : 06-JUN-2008 19:07

Client ID: MW-07

Instrument: S1.i

Sample Info: D0618-06B,,18321,,

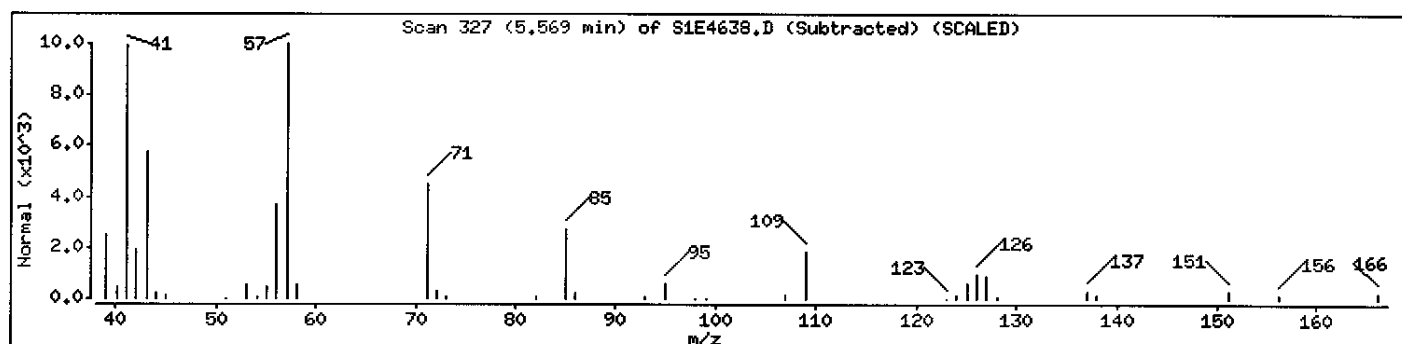
Volume Injected (uL): 2.0

Operator: AW SRC: LIHS

Column phase: DB-5MS

Column diameter: 0.25

Library Search Compound Match	CAS Number	Library	Entry	Quality	Formula	Weight
Unknown			0	0		0



Data File: \\AVOGADRO\ORGANICS\organic\svoa\S1.i\050606.B\S1E4638.D

Date : 06-JUN-2005 19:07

Client ID: MW-07

Instrument: S1.i

Sample Info: D0618-06B,,18321,,

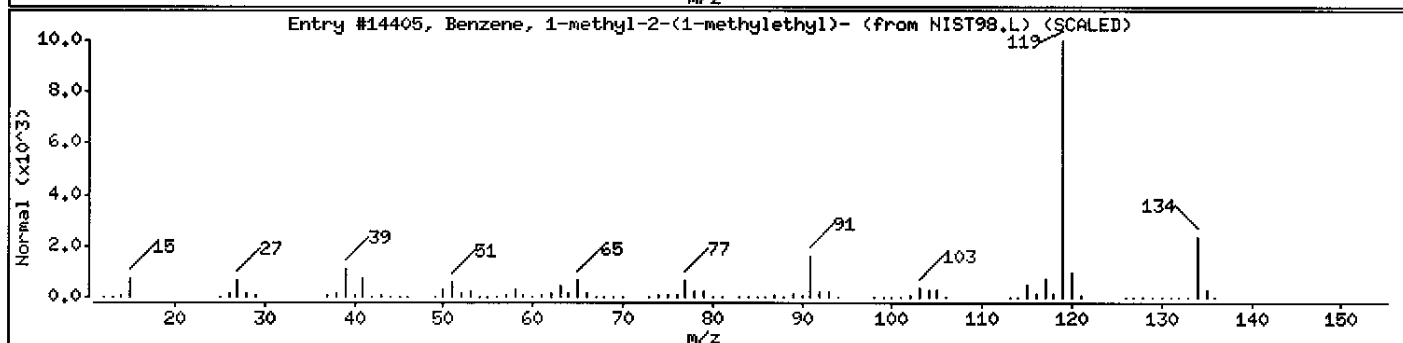
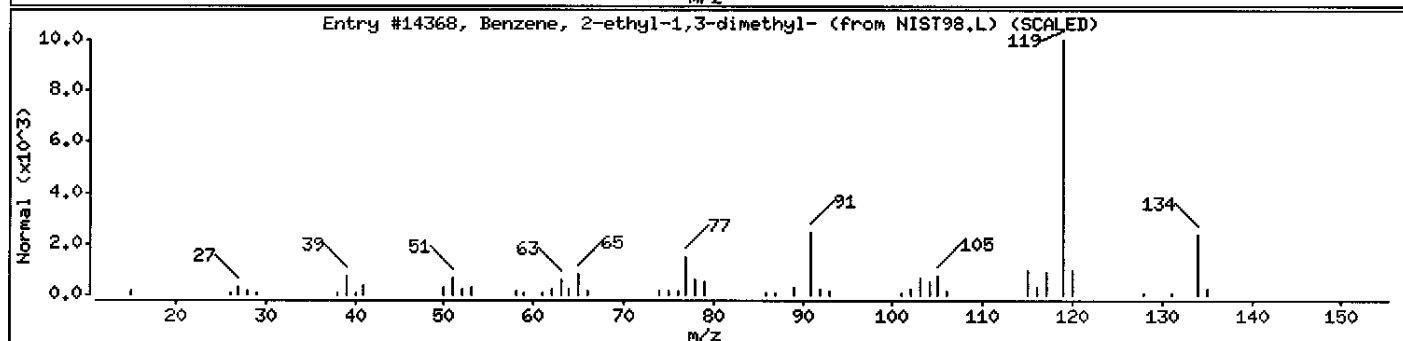
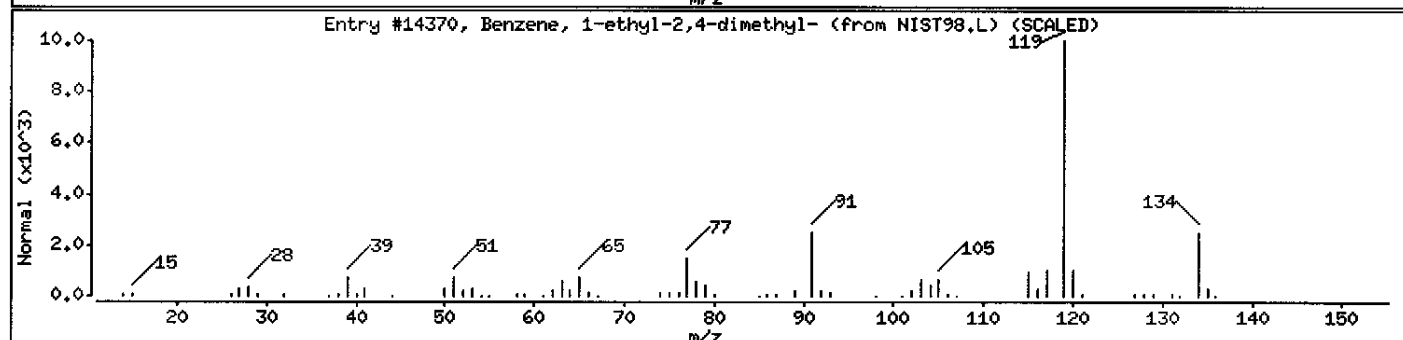
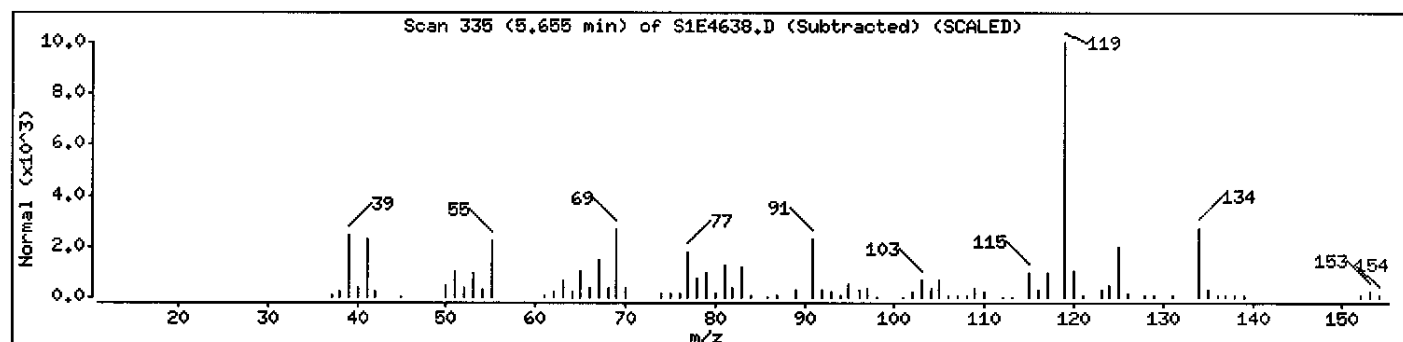
Volume Injected (uL): 2.0

Operator: AM SRC: LIMS

Column phase: DB-5MS

Column diameter: 0.25

Library Search Compound Match	CAS Number	Library	Entry	Quality	Formula	Weight
Benzene, 1-ethyl-2,4-dimethyl-	874-41-9	NIST98.L	14370	96	C10H14	134
Benzene, 2-ethyl-1,3-dimethyl-	2870-04-4	NIST98.L	14368	94	C10H14	134
Benzene, 1-methyl-2-(1-methylethyl)-	527-84-4	NIST98.L	14405	93	C10H14	134



Data File: \\AVOGADRO\ORGANICS\organic\svoa\S1.i\050606.B\S1E4638.D

Date : 06-JUN-2005 19:07

Client ID: MW-07

Instrument: S1.i

Sample Info: D0618-06B,,18321,,

Volume Injected (uL): 2.0

Operator: AW SRC: LIHS

Column phase: DB-5MS

Column diameter: 0.25

Library Search Compound Match

CAS Number

Library

Entry

Quality

Formula

Weight

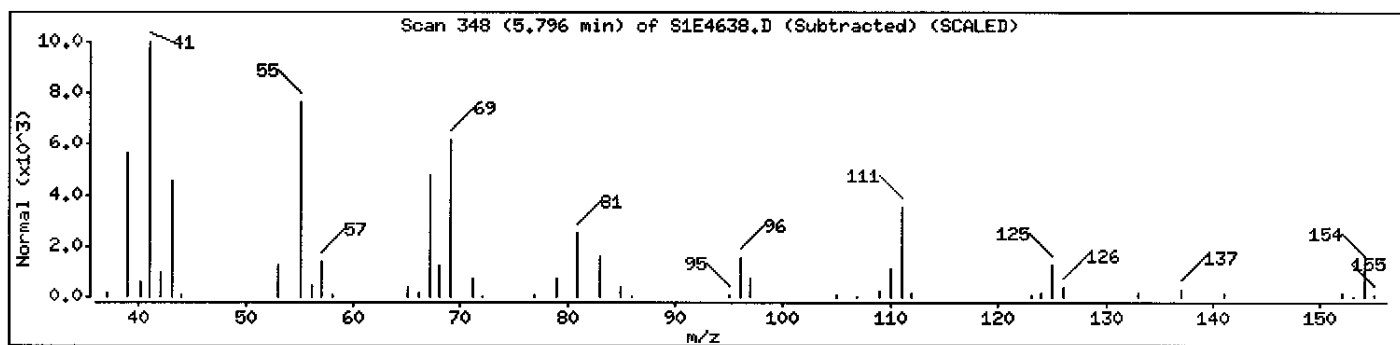
Unknown

0

0

0

Unknown





Data File: \\AVOCADRO\ORGANICS\organic\svoa\S1.i\050606.B\S1E4638.D

Date : 06-JUN-2005 19:07

Client ID: MW-07

Instrument: S1.i

Sample Info: D0618-06B,,18321,,

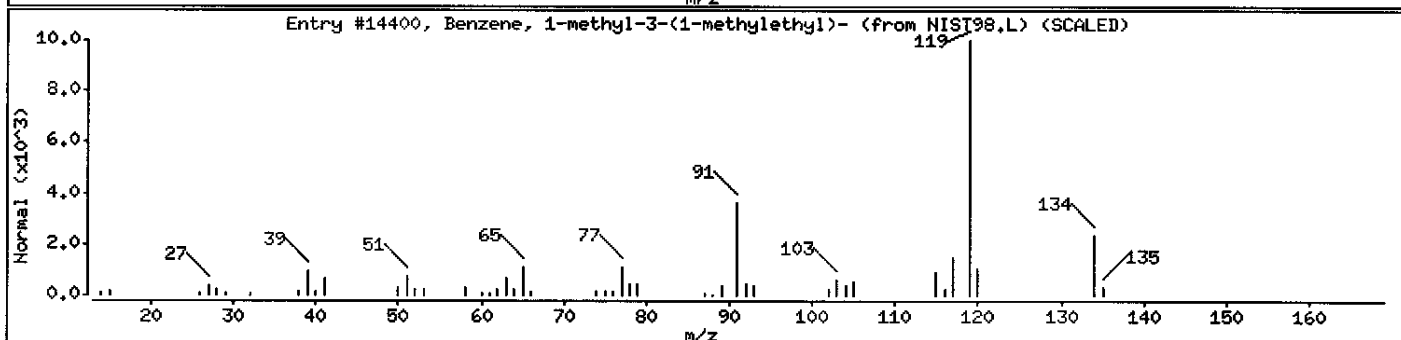
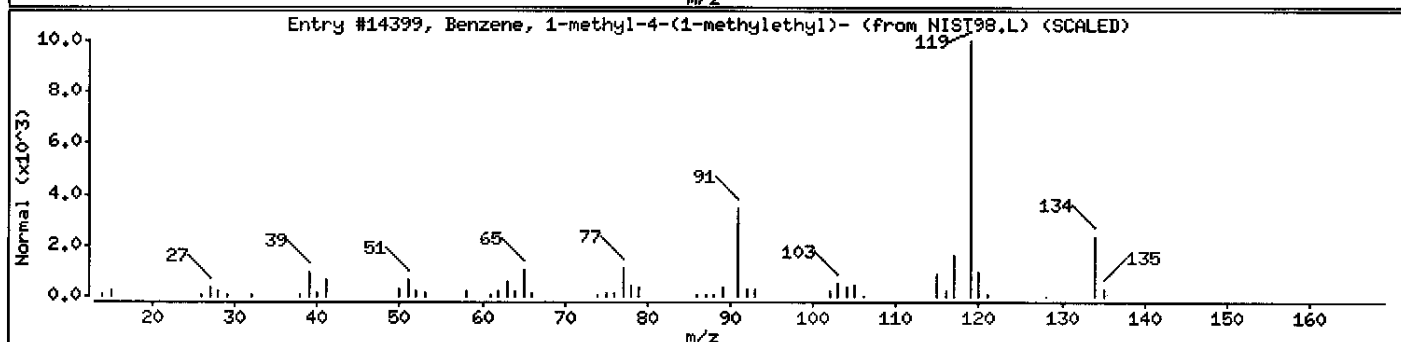
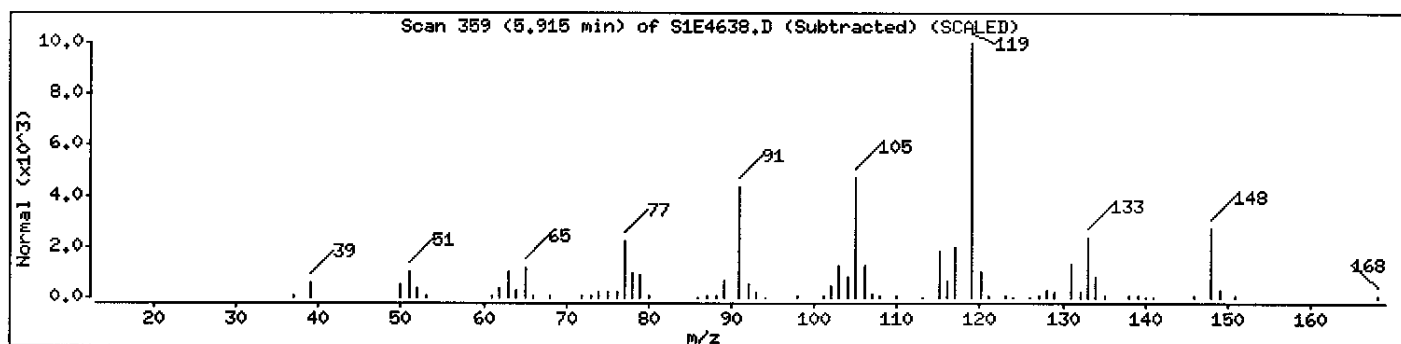
Volume Injected (uL): 2.0

Operator: AW SRC: LIHS

Column phase: DB-5MS

Column diameter: 0.25

Library Search Compound Match	CAS Number	Library	Entry	Quality	Formula	Weight
Unknown						
Benzene, 1-methyl-4-(1-methylethyl)-	99-87-6	NIST98.L	14399	70	C10H14	134
Benzene, 1-methyl-3-(1-methylethyl)-	535-77-3	NIST98.L	14400	62	C10H14	134



Data File: \\AVOCADRO\ORGANICS\organic\svoa\S1.i\050606.B\S1E4638.D

Date : 06-JUN-2005 19:07

Client ID: MW-07

Instrument: S1.i

Sample Info: D0618-06B,,18321,,

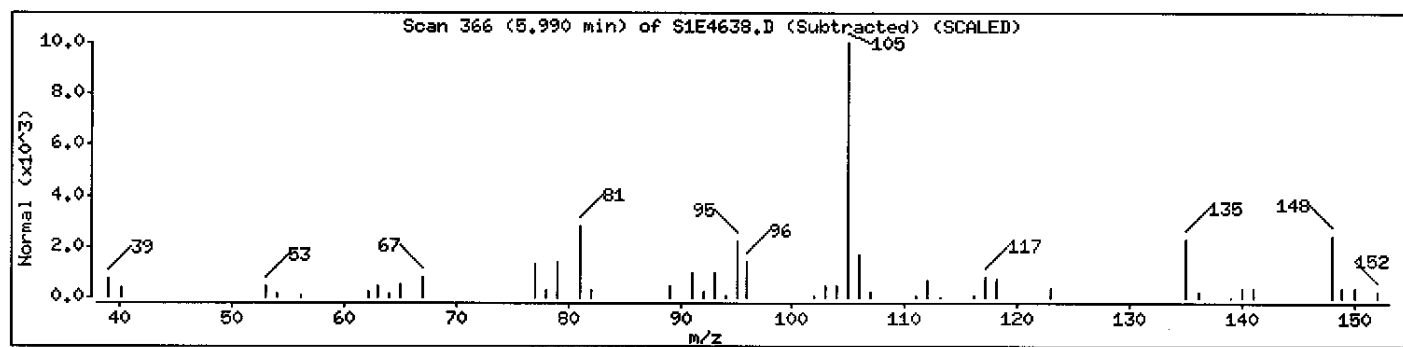
Volume Injected (uL): 2.0

Operator: AW SRC: LIHS

Column phase: DB-5MS

Column diameter: 0.25

Library Search Compound Match	CAS Number	Library	Entry	Quality	Formula	Weight
Unknown			0	0		0



Data File: \\AVOCADRO\ORGANICS\organic\svoa\S1.i\050606.B\S1E4638.D

Date : 06-JUN-2005 19:07

Client ID: MW-07

Instrument: S1.i

Sample Info: D0618-06B,,18321,,

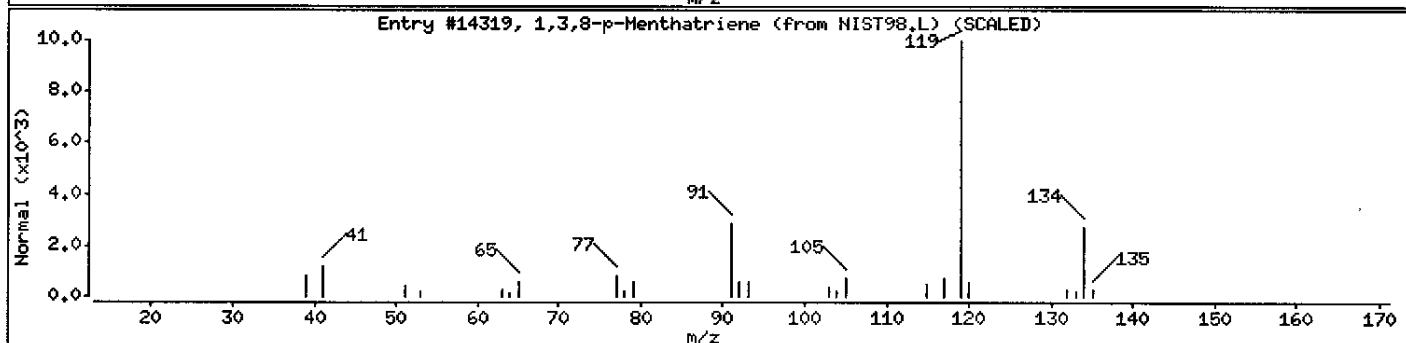
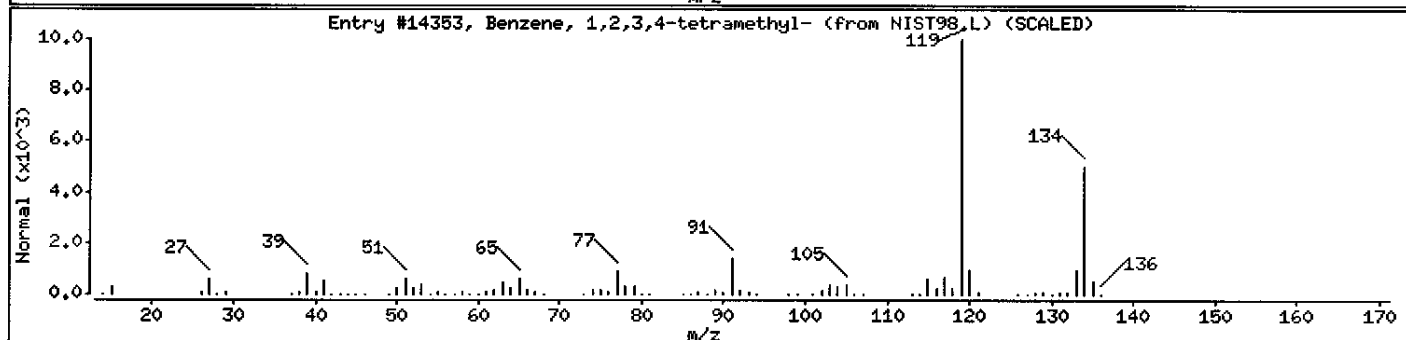
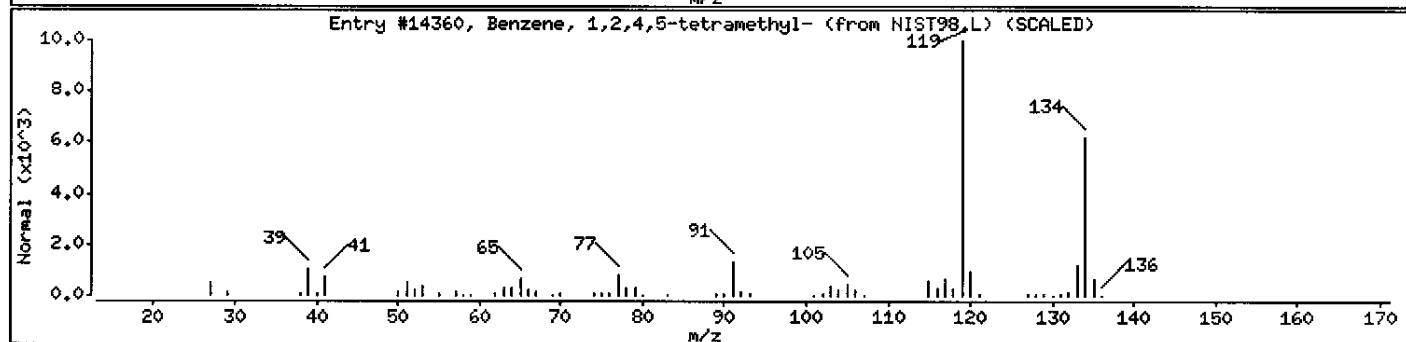
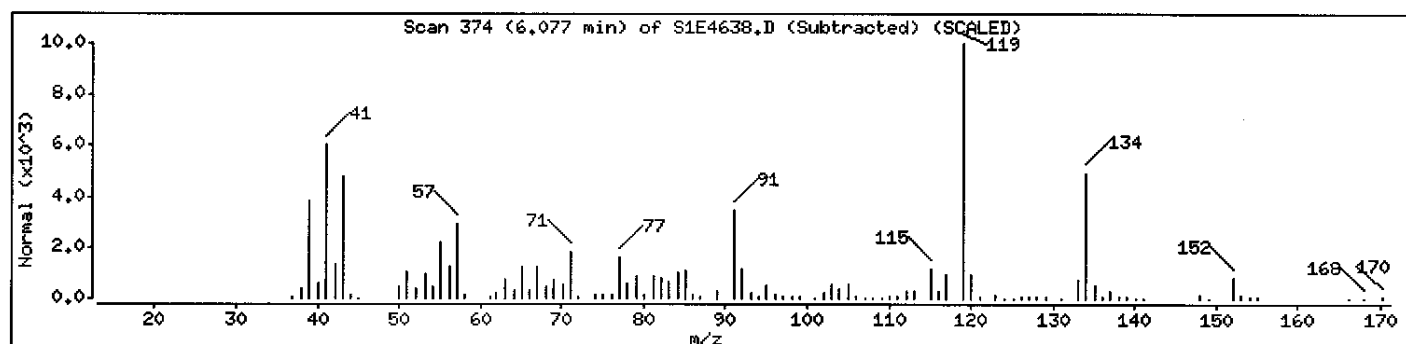
Volume Injected (uL): 2.0

Operator: AW SRC: LIHS

Column phase: DB-5MS

Column diameter: 0.25

Library Search Compound Match	CAS Number	Library	Entry	Quality	Formula	Weight
Benzene, 1,2,4,5-tetramethyl-	95-93-2	NIST98.L	14360	91	C10H14	134
Benzene, 1,2,3,4-tetramethyl-	488-23-3	NIST98.L	14353	91	C10H14	134
1,3,8-p-Menthatriene	21195-59-5	NIST98.L	14319	70	C10H14	134



Data File: \\AVOGADRO\ORGANICS\organic\svoa\S1.i\050606.B\S1E4638.D

Date : 06-JUN-2005 19:07

Client ID: MW-07

Instrument: S1.i

Sample Info: D0618-06B,,18321,,

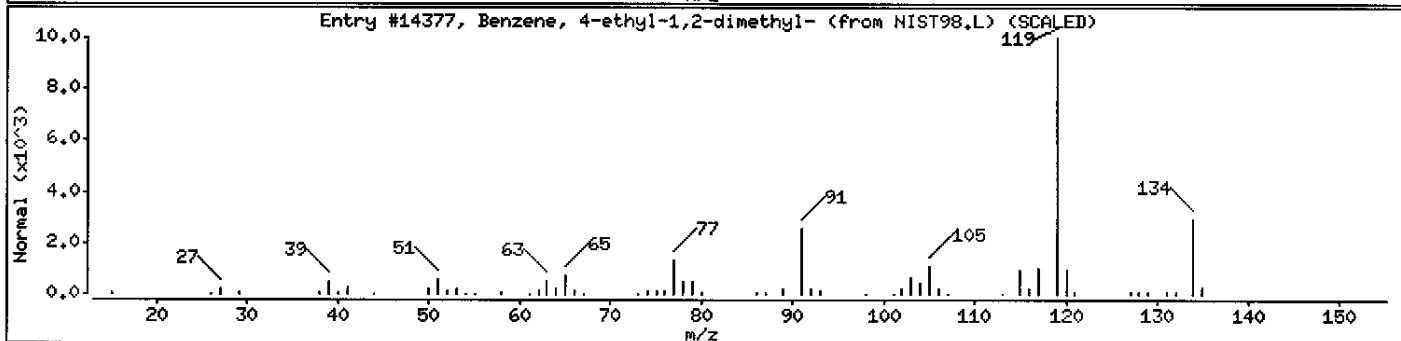
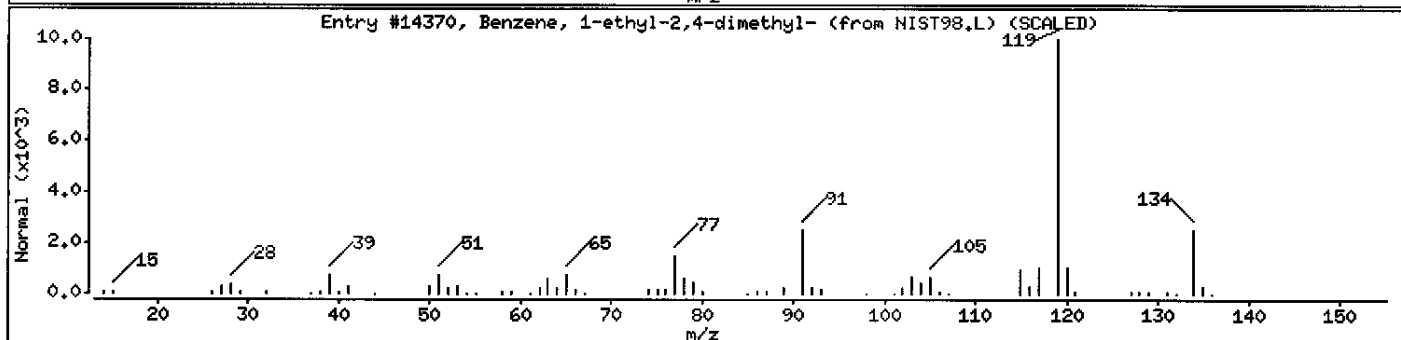
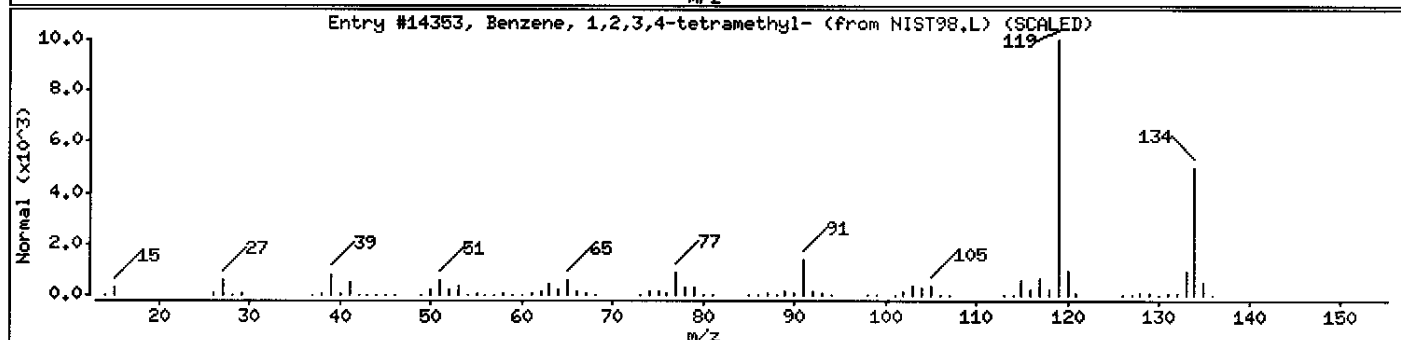
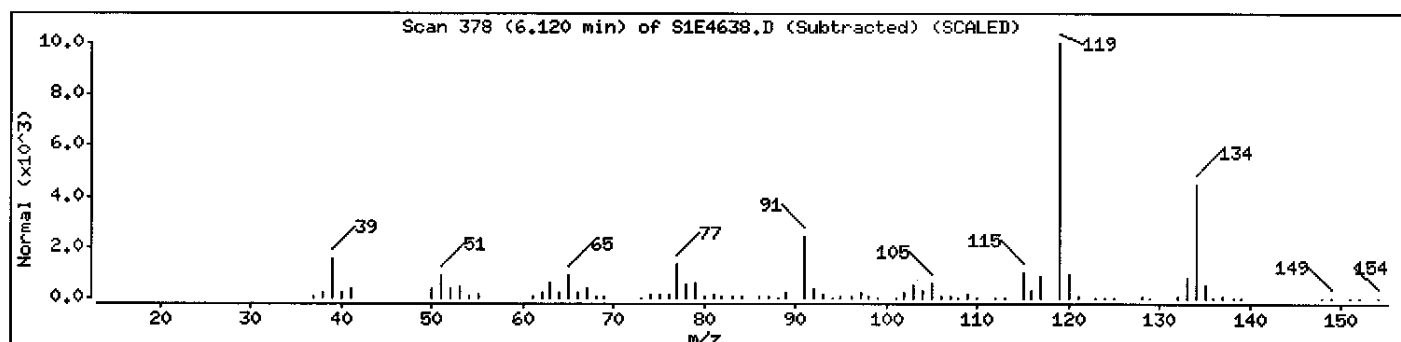
Volume Injected (uL): 2.0

Operator: AW SRC: LIMS

Column phase: DB-5MS

Column diameter: 0.25

Library Search Compound Match	CAS Number	Library	Entry	Quality	Formula	Weight
Benzene, 1,2,3,4-tetramethyl-	488-23-3	NIST98.L	14353	96	C10H14	134
Benzene, 1-ethyl-2,4-dimethyl-	874-41-9	NIST98.L	14370	94	C10H14	134
Benzene, 4-ethyl-1,2-dimethyl-	934-80-5	NIST98.L	14377	94	C10H14	134



Data File: \\AVOCADRO\ORGANICS\organic\svoa\S1.i\050606.B\S1E4638.D

Date : 06-JUN-2005 19:07

Client ID: MW-07

Instrument: S1.i

Sample Info: D0618-06B,,18321,,

Volume Injected (uL): 2.0

Operator: AW SRC: LIHS

Column phase: DB-5MS

Column diameter: 0.25

Library Search Compound Match

CAS Number

Library

Entry

Quality

Formula

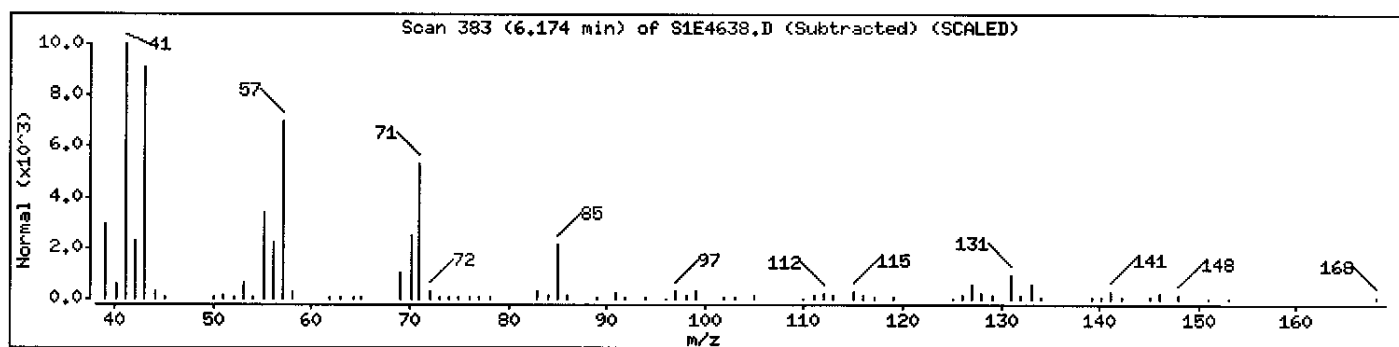
Weight

Unknown

0

0

0



Data File: \\AVOGADRO\ORGANICS\organic\svoa\S1.i\050606.B\S1E4638.D

Date : 06-JUN-2005 19:07

Client ID: MW-07

Instrument: S1.i

Sample Info: D0618-06B,,18321,,

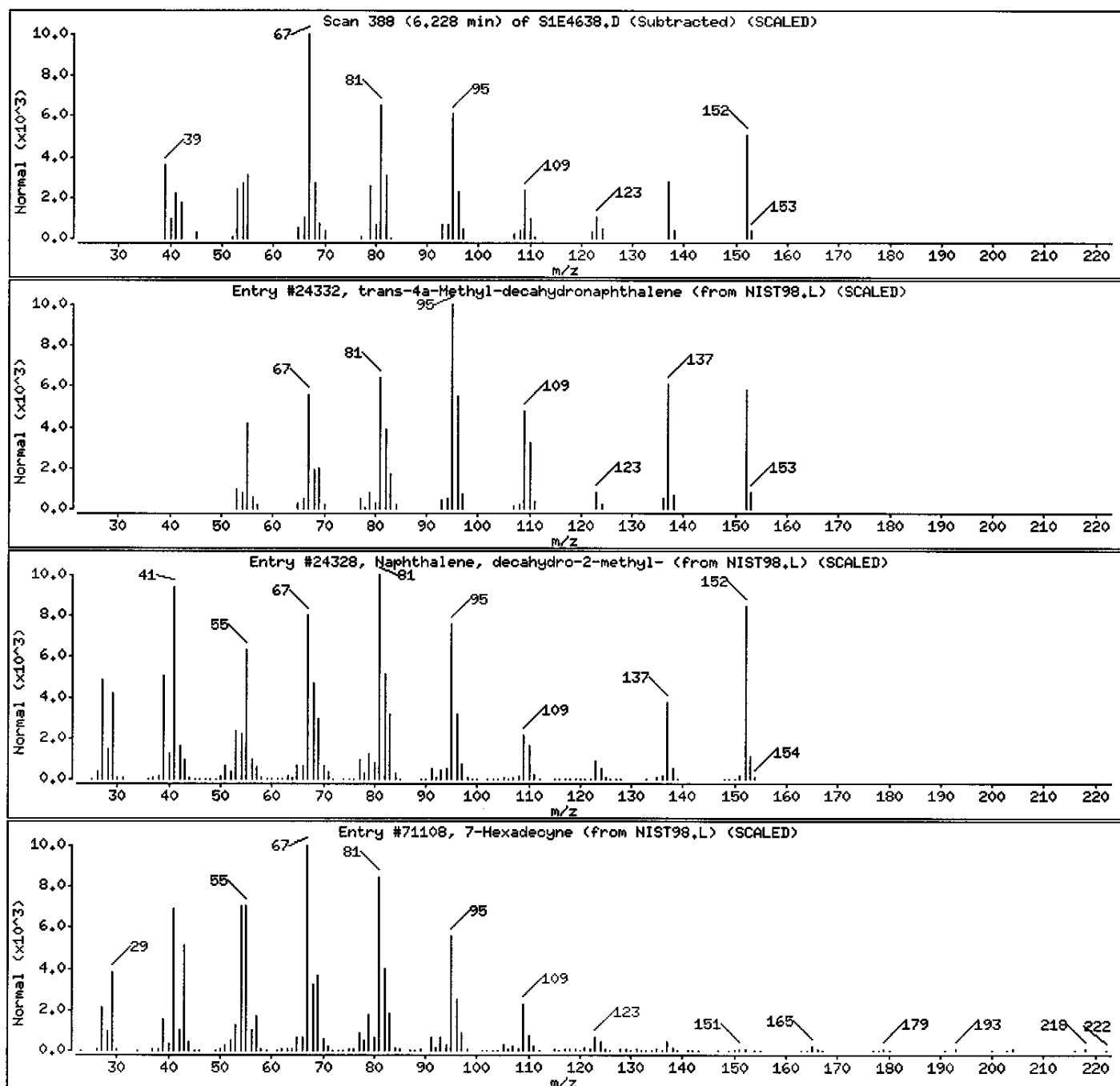
Volume Injected (uL): 2.0

Operator: AN SRC: LIMS

Column phase: DB-5MS

Column diameter: 0.25

Library Search Compound Match	CAS Number	Library	Entry	Quality	Formula	Weight
trans-4a-Methyl-decahydronaphthalene	2547-27-5	NIST98.L	24332	87	C11H20	152
Naphthalene, decahydro-2-methyl-	2958-76-1	NIST98.L	24328	70	C11H20	152
7-Hexadecyne	74685-28-2	NIST98.L	71108	64	C16H30	222



Data File: \\AVOGADRO\ORGANICS\organic\svoa\S1.i\050606.B\S1E4638.D

Date : 06-JUN-2005 19:07

Client ID: MW-07

Instrument: S1.i

Sample Info: D0618-06B,,18321,,

Volume Injected (uL): 2.0

Operator: AM SRC: LIMS

Column phase: DB-5MS

Column diameter: 0.25

Library Search Compound Match

CAS Number

Library

Entry

Quality

Formula

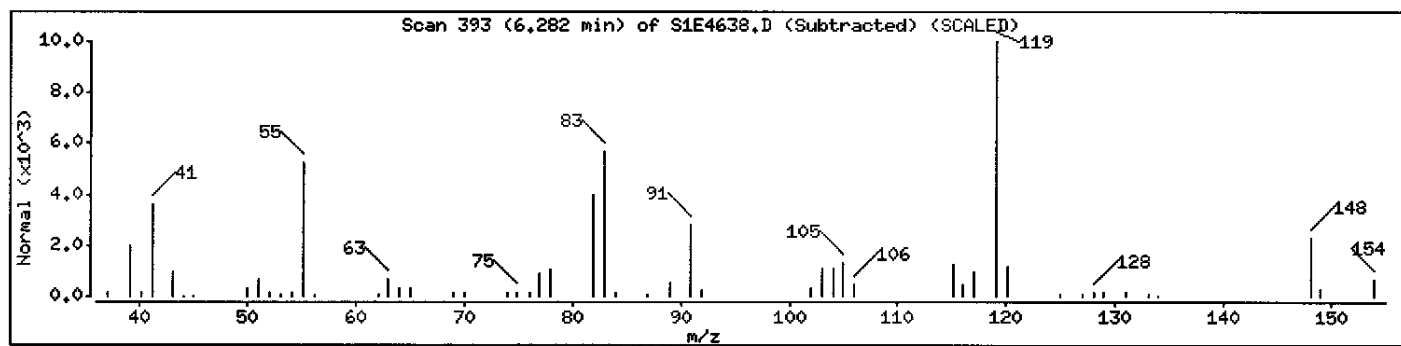
Weight

Unknown

0

0

0



Data File: \\AVOGADRO\ORGANICS\organic\svoa\S1.i\050606.B\S1E4638.D

Date : 06-JUN-2005 19:07

Client ID: MW-07

Instrument: S1.i

Sample Info: D0618-06B,,18321,,

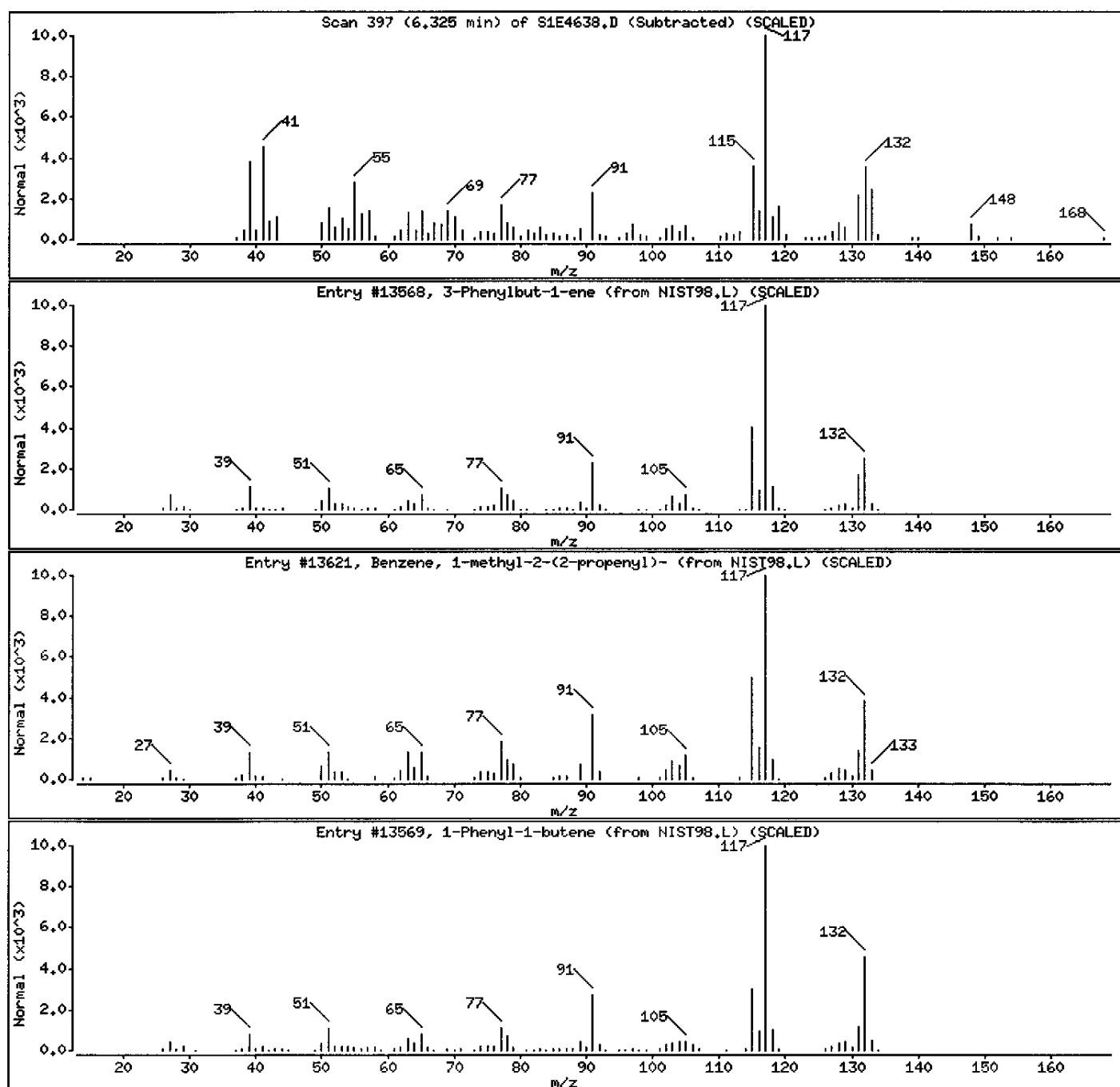
Volume Injected (uL): 2.0

Operator: AW SRC: LIMS

Column phase: DB-5MS

Column diameter: 0.25

Library Search Compound Match	CAS Number	Library	Entry	Quality	Formula	Weight
3-Phenylbut-1-ene	934-10-1	NIST98.L	13568	92	C10H12	132
Benzene, 1-methyl-2-(2-propenyl)-	1587-04-8	NIST98.L	13621	91	C10H12	132
1-Phenyl-1-butene	824-90-8	NIST98.L	13569	78	C10H12	132





Data File: \\AVOGADRO\ORGANICS\organic\svoa\S1.i\050606.B\S1E4638.D

Date : 06-JUN-2005 19:07

Client ID: MW-07

Instrument: S1.i

Sample Info: D0618-06B,,18321,,

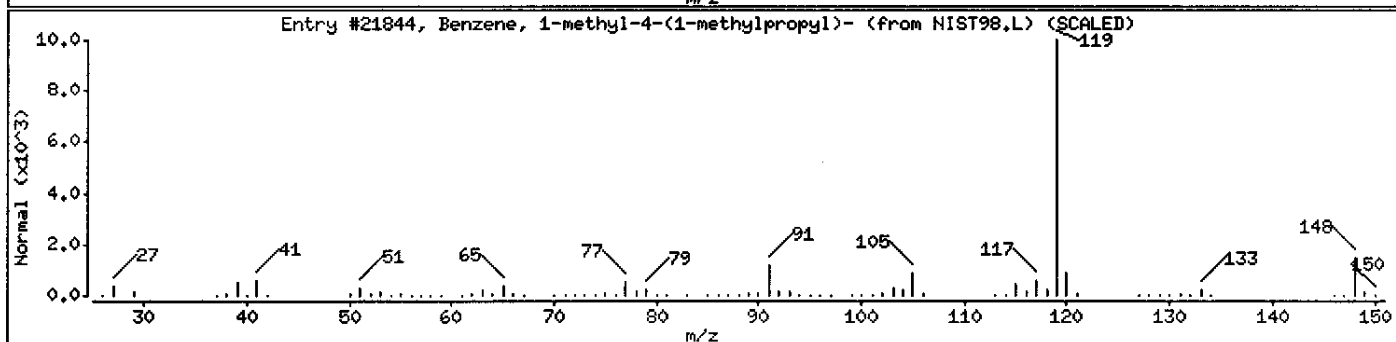
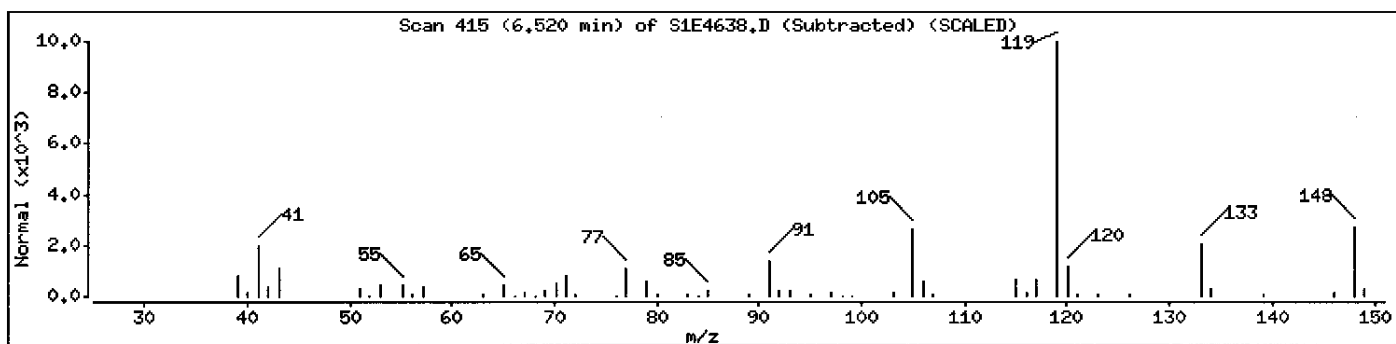
Volume Injected (uL): 2.0

Operator: AW SRC: LIMS

Column phase: DB-5MS

Column diameter: 0.25

Library Search Compound Match	CAS Number	Library	Entry	Quality	Formula	Weight
Unknown						
Benzene, 1-methyl-4-(1-methylpropyl)-	1595-16-0	NIST98.L	21844	62	C11H16	148



Data File: \\AVOGADRO\ORGANICS\organic\svoa\S1.i\050606.B\S1E4638.D

Date : 06-JUN-2005 19:07

Client ID: MW-07

Instrument: S1.i

Sample Info: D0618-06B,,18321,,

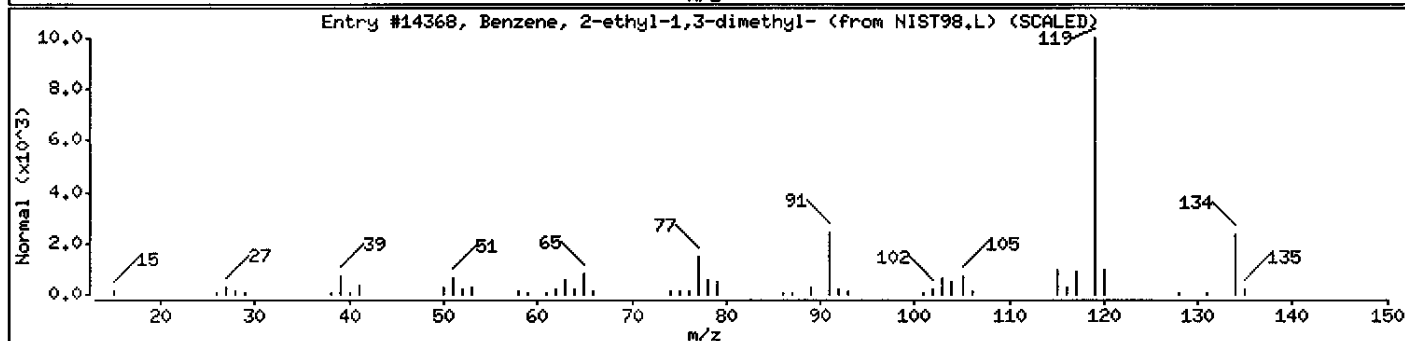
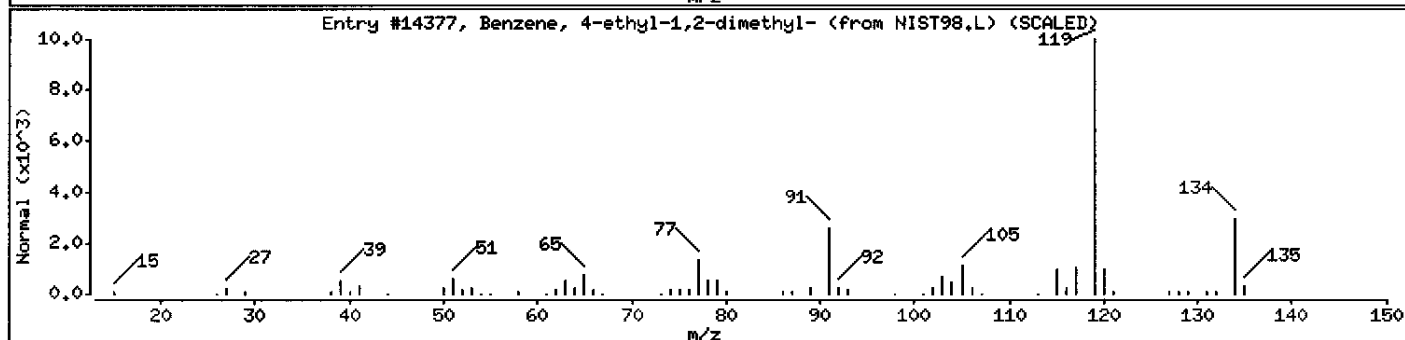
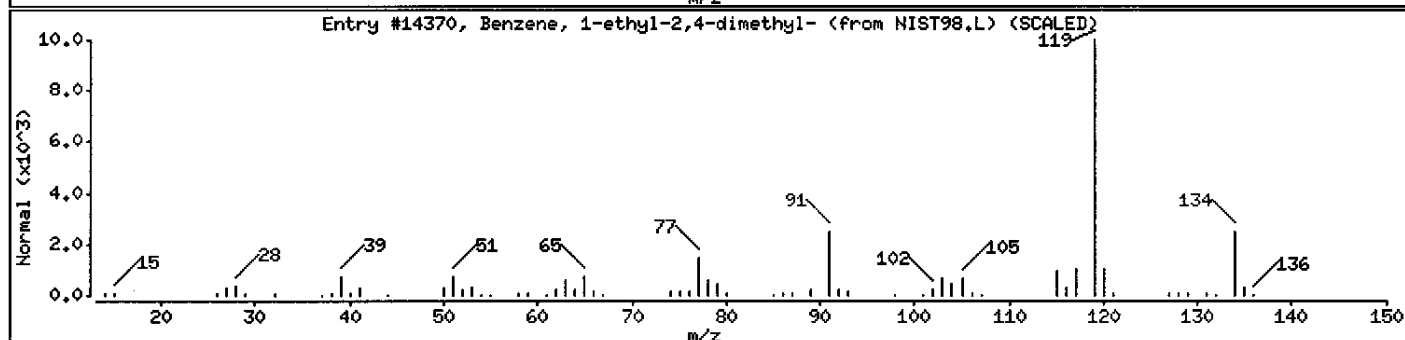
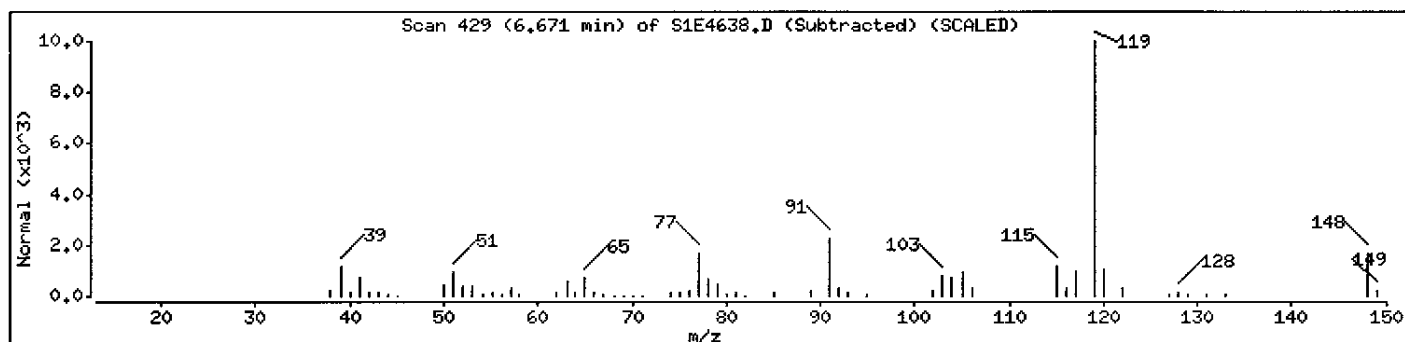
Volume Injected (uL): 2.0

Operator: AM SRC: LIMS

Column phase: DB-5MS

Column diameter: 0.25

Library Search Compound Match	CAS Number	Library	Entry	Quality	Formula	Weight
Unknown						
Benzene, 1-ethyl-2,4-dimethyl-	874-41-9	NIST98.L	14370	80	C <sub>10</sub> H <sub>14</sub>	134
Benzene, 4-ethyl-1,2-dimethyl-	934-80-5	NIST98.L	14377	80	C <sub>10</sub> H <sub>14</sub>	134
Benzene, 2-ethyl-1,3-dimethyl-	2870-04-4	NIST98.L	14368	80	C <sub>10</sub> H <sub>14</sub>	134



Data File: \\AVOGADRO\ORGANICS\organic\svoa\S1.i\050606.B\S1E4638.D

Date : 06-JUN-2005 19:07

Client ID: MW-07

Instrument: S1.i

Sample Info: D0618-06B,,18321,,

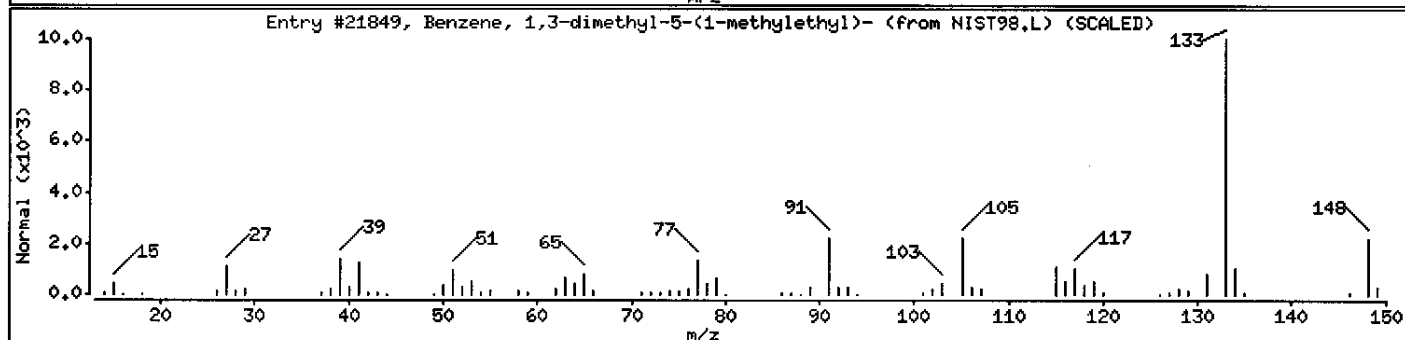
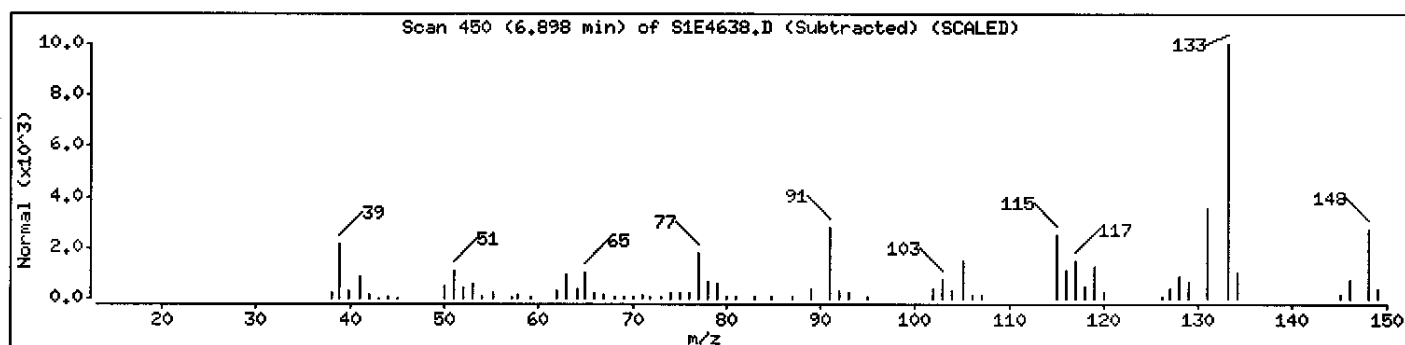
Volume Injected (uL): 2.0

Operator: AW SRC: LIMS

Column phase: DB-5MS

Column diameter: 0.25

Library Search Compound Match	CAS Number	Library	Entry	Quality	Formula	Weight
Unknown						
Benzene, 1,3-dimethyl-5-(1-methylethyl)-	4706-90-5	NIST98.L	21849	62	C11H16	148



Data File: \\AVOCADRO\ORGANICS\organic\svoa\S1.i\050606.B\S1E4638.D

Date : 06-JUN-2005 19:07

Client ID: MW-07

Instrument: S1.i

Sample Info: D0618-06B,,18321,,

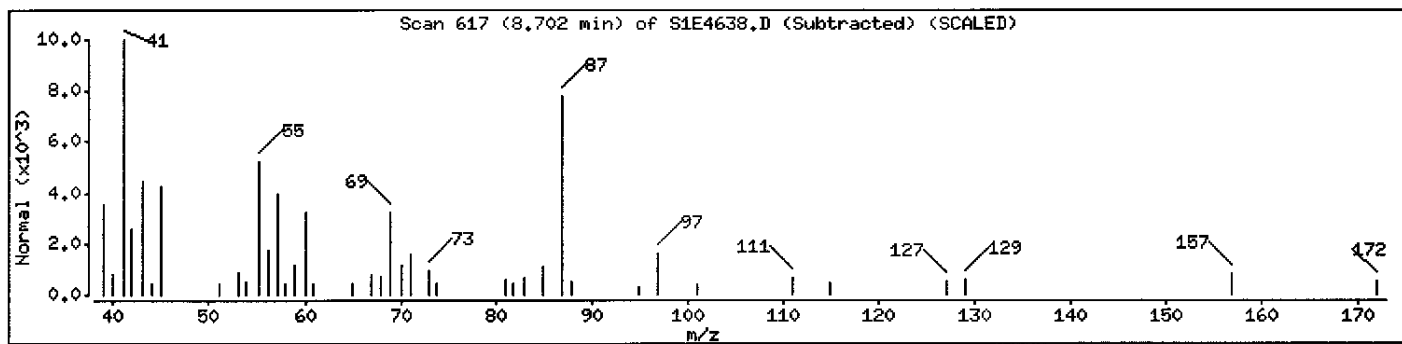
Volume Injected (uL): 2.0

Operator: AM SRC: LIMS

Column phase: DB-5MS

Column diameter: 0.25

Library Search Compound Match	CAS Number	Library	Entry	Quality	Formula	Weight
Unknown			0	0		0



Data File: \\AVOCADRO\ORGANICS\organic\svoa\S1.i\050606.B\S1E4638.D

Date : 06-JUN-2005 19:07

Client ID: MW-07

Instrument: S1.i

Sample Info: D0618-06B,,18321,,

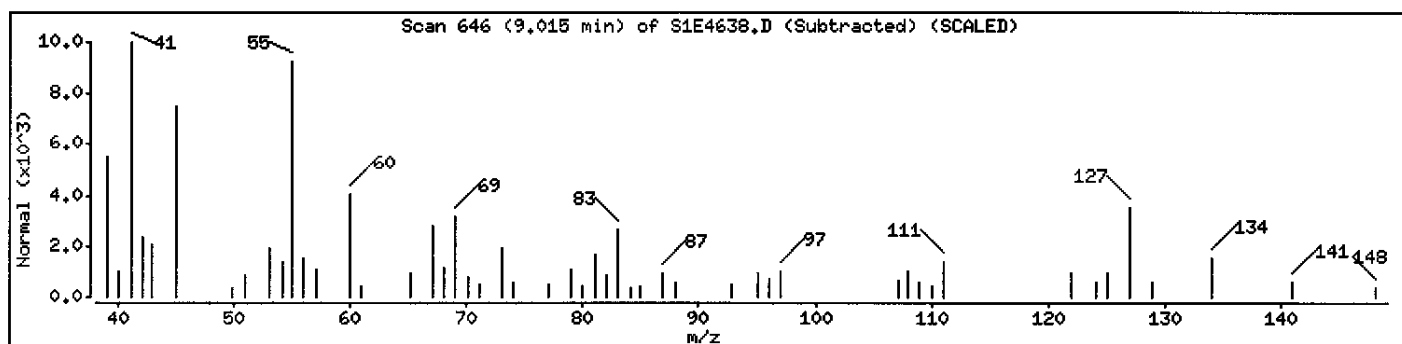
Volume Injected (uL): 2.0

Operator: AM SRC: LIMS

Column phase: DB-5MS

Column diameter: 0.25

Library Search Compound Match	CAS Number	Library	Entry	Quality	Formula	Weight
Unknown			0	0		0



Data File: \\AVOCADRO\ORGANICS\organic\svoa\S1.i\050606.B\S1E4638.D

Date : 06-JUN-2005 19:07

Client ID: MW-07

Instrument: S1.i

Sample Info: D0618-06B,,18321,,

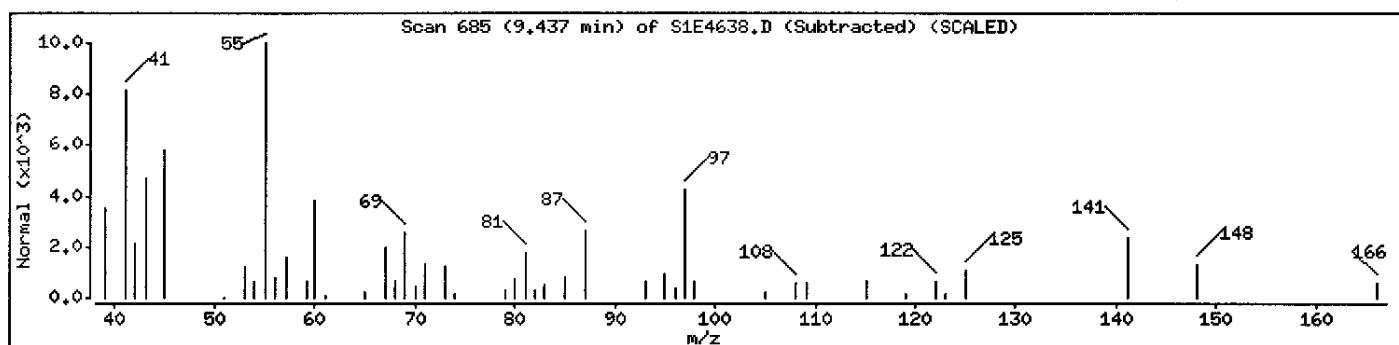
Volume Injected (uL): 2.0

Operator: AW SRC: LIMS

Column phase: DB-5MS

Column diameter: 0.25

Library Search Compound Match	CAS Number	Library	Entry	Quality	Formula	Weight
Unknown			0	0		0



Data File: \\AVOGADRO\ORGANICS\organic\svoa\S1.i\050606.B\S1E4638.D

Date : 06-JUN-2005 19:07

Client ID: MW-07

Instrument: S1.i

Sample Info: D0618-06B,,18321,,

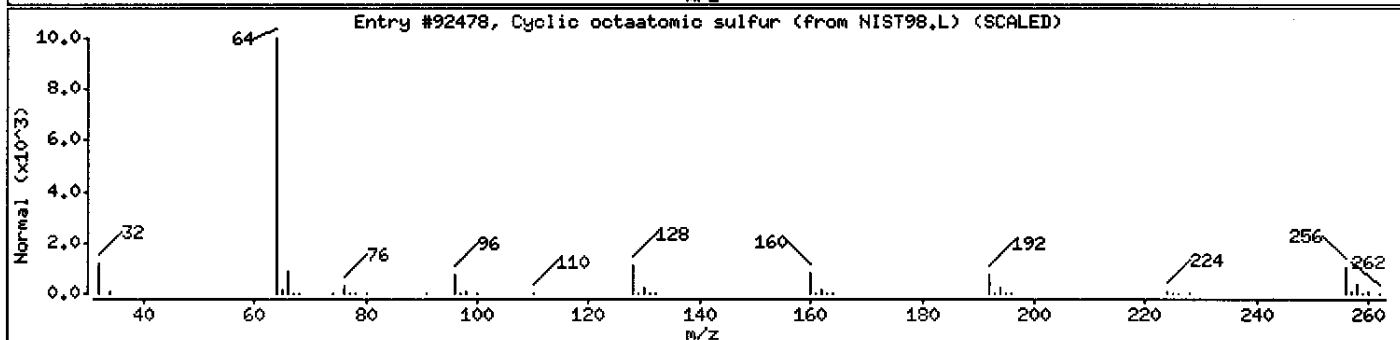
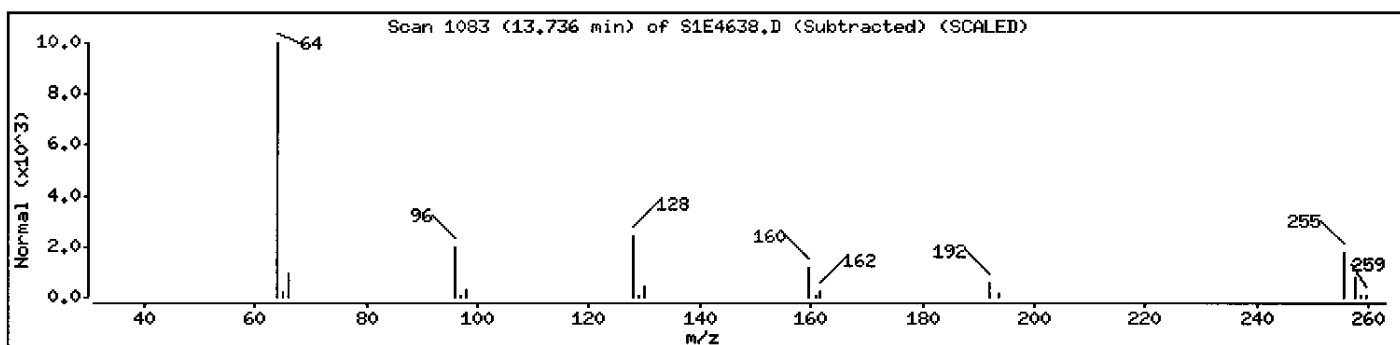
Volume Injected (uL): 2.0

Operator: AW SRC: LIMS

Column phase: DB-5MS

Column diameter: 0.25

Library Search Compound Match	CAS Number	Library	Entry	Quality	Formula	Weight
Cyclic octaatomic sulfur	10544-50-0	NIST98.L	92478	86	S <sub>8</sub>	256



Data File: \\AVOGADRO\ORGANICS\organic\svoa\S1.i\050606.B\S1E4638.D

Date : 06-JUN-2005 19:07

Client ID: MW-07

Instrument: S1.i

Sample Info: D0618-06B,,18321,,

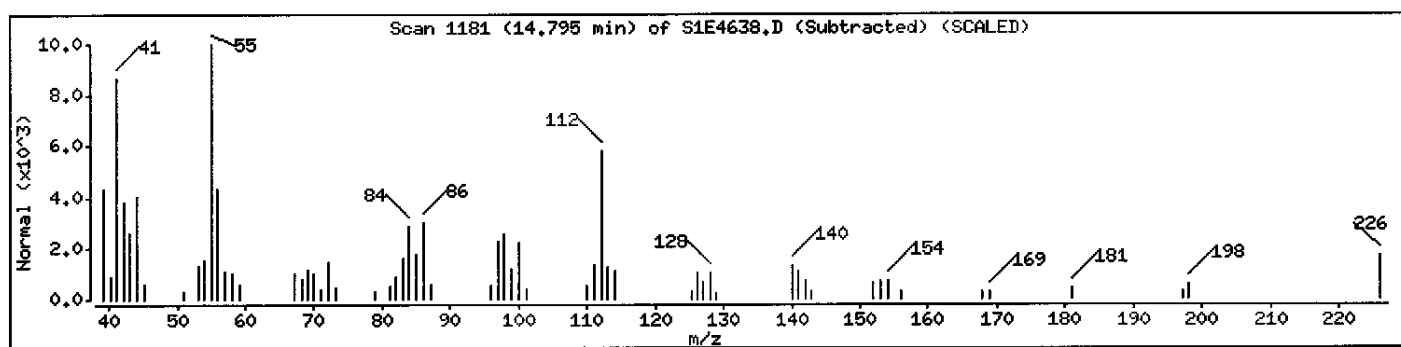
Volume Injected (uL): 2.0

Operator: AW SRC: LIMS

Column phase: DB-5MS

Column diameter: 0.25

Library Search Compound Match	CAS Number	Library	Entry	Quality	Formula	Weight
Unknown			0	0		0





1C  
SEMIVOLATILE ORGANICS ANALYSIS DATA SHEET

EPA SAMPLE NO.

RIN-3

Lab Name: MITKEM CORPORATION Contract: \_\_\_\_\_

Lab Code: MITKEM Case No.: \_\_\_\_\_ SAS No.: \_\_\_\_\_ SDG No.: MD0618

Matrix: (soil/water) WATER Lab Sample ID: D0618-09B

Sample wt/vol: 1000 (g/mL) ML Lab File ID: S1E4639

Level: (low/med) LOW Date Received: 05/27/05

% Moisture: \_\_\_\_\_ Decanted: (Y/N) \_\_\_\_\_ Date Extracted: 05/31/05

Concentrated Extract Volume: 1000 (uL) Date Analyzed: 06/06/05

Injection Volume: 2.0 (uL) Dilution Factor: 1.0

GPC Cleanup: (Y/N) N pH: \_\_\_\_\_ Extraction: (Type) CONT

CONCENTRATION UNITS:  
(ug/L or ug/Kg) UG/L Q

CAS NO.	COMPOUND		
100-52-7	Benzaldehyde	10	U
108-95-2	Phenol	10	U
111-44-4	bis(2-Chloroethyl) Ether	10	U
95-57-8	2-Chlorophenol	10	U
95-48-7	2-Methylphenol	10	U
108-60-1	2,2'-oxybis(1-Chloropropane)	10	U
98-86-2	Acetophenone	10	U
106-44-5	4-Methylphenol	10	U
621-64-7	N-Nitroso-di-n-propylamine	10	U
67-72-1	Hexachloroethane	10	U
98-95-3	Nitrobenzene	10	U
78-59-1	Isophorone	10	U
88-75-5	2-Nitrophenol	10	U
105-67-9	2,4-Dimethylphenol	10	U
111-91-1	bis(2-Chloroethoxy) methane	10	U
120-83-2	2,4-Dichlorophenol	10	U
91-20-3	Naphthalene	10	U
106-47-8	4-Chloroaniline	10	U
87-68-3	Hexachlorobutadiene	10	U
105-60-2	Caprolactam	10	U
59-50-7	4-Chloro-3-Methylphenol	10	U
91-57-6	2-Methylnaphthalene	10	U
77-47-4	Hexachlorocyclopentadiene	10	U
88-06-2	2,4,6-Trichlorophenol	10	U
95-95-4	2,4,5-Trichlorophenol	25	U
92-52-4	1,1'-Biphenyl	10	U
91-58-7	2-Chloronaphthalene	10	U
88-74-4	2-Nitroaniline	25	U
131-11-3	Dimethylphthalate	10	U
606-20-2	2,6-Dinitrotoluene	10	U
208-96-8	Acenaphthylene	10	U
99-09-2	3-Nitroaniline	25	U
83-32-9	Acenaphthene	10	U

1D  
SEMIVOLATILE ORGANICS ANALYSIS DATA SHEET

EPA SAMPLE NO.

RIN-3

Lab Name: MITKEM CORPORATION Contract: \_\_\_\_\_

Lab Code: MITKEM Case No.: \_\_\_\_\_ SAS No.: \_\_\_\_\_ SDG No.: MD0618

Matrix: (soil/water) WATER Lab Sample ID: D0618-09B

Sample wt/vol: 1000 (g/mL) ML Lab File ID: S1E4639

Level: (low/med) LOW Date Received: 05/27/05

% Moisture: \_\_\_\_\_ Decanted: (Y/N) \_\_\_\_\_ Date Extracted: 05/31/05

Concentrated Extract Volume: 1000 (uL) Date Analyzed: 06/06/05

Injection Volume: 2.0 (uL) Dilution Factor: 1.0

GPC Cleanup: (Y/N) N pH: \_\_\_\_\_ Extraction: (Type) CONT

CAS NO. COMPOUND

CONCENTRATION UNITS:  
(ug/L or ug/Kg) UG/L Q

51-28-5	2,4-Dinitrophenol	25	U
100-02-7	4-Nitrophenol	25	U
132-64-9	Dibenzofuran	10	U
121-14-2	2,4-Dinitrotoluene	10	U
84-66-2	Diethylphthalate	10	U
86-73-7	Fluorene	10	U
7005-72-3	4-Chlorophenyl-phenylether	10	U
100-01-6	4-Nitroaniline	25	U
534-52-1	4,6-Dinitro-2-methylphenol	25	U
86-30-6	N-Nitrosodiphenylamine (1)	10	U
101-55-3	4-Bromophenyl-phenylether	10	U
118-74-1	Hexachlorobenzene	10	U
1912-24-9	Atrazine	10	U
87-86-5	Pentachlorophenol	25	U
85-01-8	Phenanthrene	10	U
120-12-7	Anthracene	10	U
86-74-8	Carbazole	10	U
84-74-2	Di-n-butylphthalate	10	U
206-44-0	Fluoranthene	10	U
129-00-0	Pyrene	10	U
85-68-7	Butylbenzylphthalate	10	U
91-94-1	3,3'-Dichlorobenzidine	10	U
56-55-3	Benzo(a)anthracene	10	U
218-01-9	Chrysene	10	U
117-81-7	bis(2-Ethylhexyl)phthalate	10	U
117-84-0	Di-n-octylphthalate	10	U
205-99-2	Benzo(b)fluoranthene	10	U
207-08-9	Benzo(k)fluoranthene	10	U
50-32-8	Benzo(a)pyrene	10	U
193-39-5	Indeno(1,2,3-cd)pyrene	10	U
53-70-3	Dibenzo(a,h)anthracene	10	U
191-24-2	Benzo(g,h,i)perylene	10	U

(1) - Cannot be separated from Diphenylamine

1G  
SEMIVOLATILE ORGANICS ANALYSIS DATA SHEET  
TENTATIVELY IDENTIFIED COMPOUNDS

EPA SAMPLE NO.

RIN-3

Lab Name: MITKEM CORPORATION Contract: \_\_\_\_\_

Lab Code: MITKEM Case No.: \_\_\_\_\_ SAS No.: \_\_\_\_\_ SDG No.: MD0618

Matrix: (soil/water) WATER Lab Sample ID: D0618-09B

Sample wt/vol: 1000 (g/mL) ML Lab File ID: S1E4639

Level: (low/med) LOW Date Received: 05/27/05

% Moisture: \_\_\_\_\_ Decanted: (Y/N) \_\_\_\_\_ Date Extracted: 05/31/05

Concentrated Extract Volume: 1000 (uL) Date Analyzed: 06/06/05

Injection Volume: 2.0 (uL) Dilution Factor: 1.0

GPC Cleanup: (Y/N) N pH: \_\_\_\_\_ Extraction: (Type) CONT

Number TICs found: 1

CONCENTRATION UNITS:  
(ug/L or ug/Kg) ug/L

CAS NUMBER	COMPOUND NAME	RT	EST. CONC.	Q
1. 1138-52-9	PHENOL, 3,5-BIS(1,1-DIMETHYL	9.73	44	NJ
2.				
3.				
4.				
5.				
6.				
7.				
8.				
9.				
10.				
11.				
12.				
13.				
14.				
15.				
16.				
17.				
18.				
19.				
20.				
21.				
22.				
23.				
24.				
25.				
26.				
27.				
28.				
29.				
30.				

Data File: \\AVOCADRON\ORGANICS\organic\svoa\S1.i\050606.B\S1E4639.D

Date : 06-JUN-2005 19:38

Client ID: RIN-3

Sample Info: D0618-09B,,18321,,

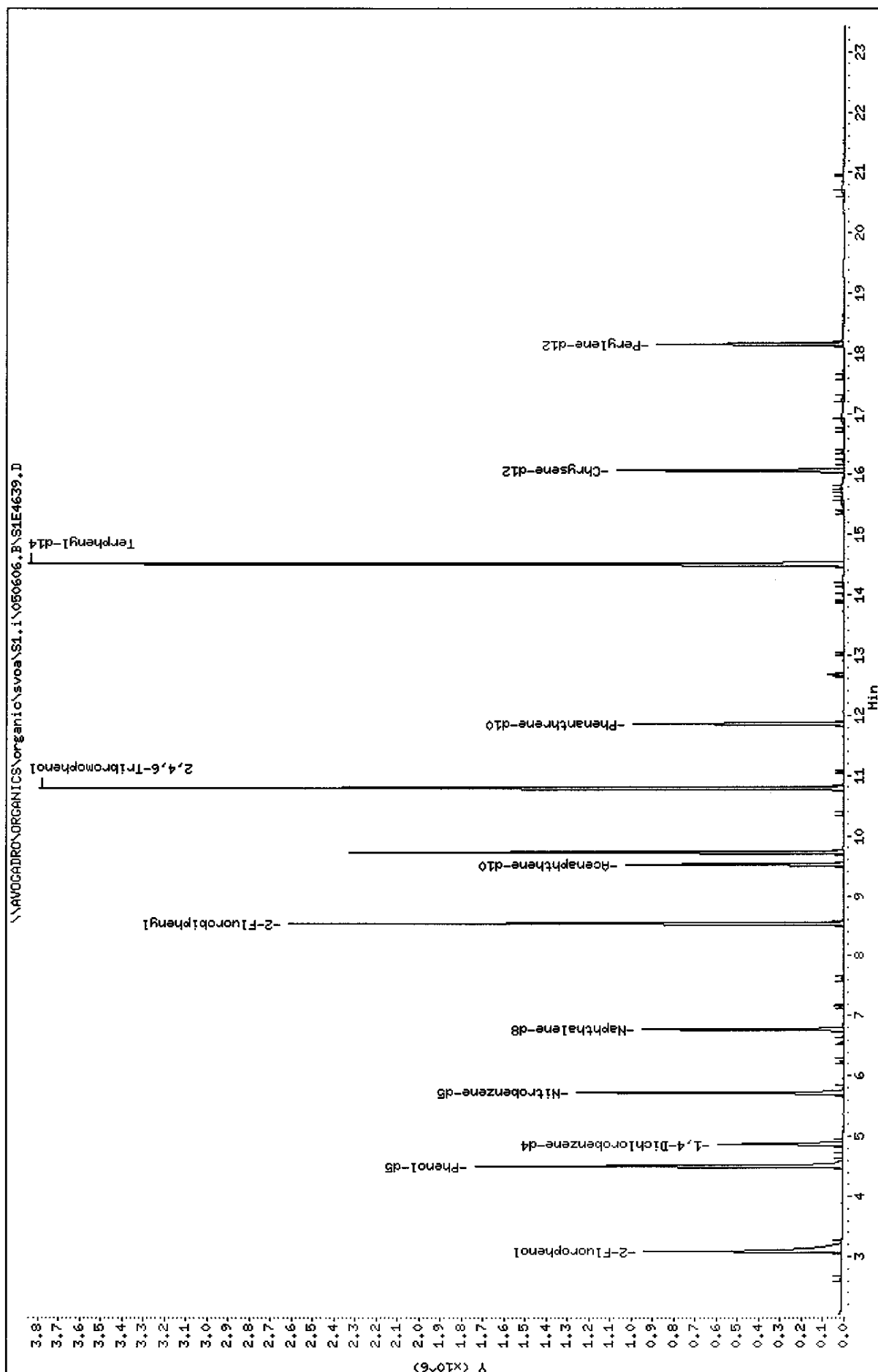
Volume Injected (uL): 2.0

Column phase: DB-5MS

Instrument: S1.i

Operator: AM SRC: LIMS

Column diameter: 0.25



Data File: S1E4639.D  
 Report Date: 08-Jun-2005 15:48

Mitkem Corporation

CLP OLM04.1 QUANTITATION REPORT

Data file : \\AVOGADRO\ORGANICS\organic\svoa\S1.i\050606.B\S1E4639.D  
 Lab Smp Id: D0618-09B Client Smp ID: RIN-3  
 Inj Date : 06-JUN-2005 19:38  
 Operator : AW SRC: LIMS Inst ID: S1.i  
 Smp Info : D0618-09B,,18321,,  
 Misc Info :  
 Comment :  
 Method : \\AVOGADRO\ORGANICS\organic\svoa\S1.i\050606.B\s1\_olm4\_2\_S.m  
 Meth Date : 06-Jun-2005 15:28 mtl Quant Type: ISTD  
 Cal Date : 06-JUN-2005 15:03 Cal File: S1E4631A.D✓  
 Als bottle: 10  
 Dil Factor: 1.00000  
 Integrator: HP RTE Compound Sublist: OLM4.sub  
 Target Version: 4.03  
 Processing Host: TARGET11

Concentration Formula:  $Amt * DF * Uf * (Vt/Vi) * (1/Vo)$

Name	Value	Description
DF	1.000	Dilution Factor
Uf	1.000	GPC Correction Factor
Vt	1000.000	Volume of final extract (uL)
Vi	2.000	Volume injected (uL)
Vo	1000.000	Volume of sample extracted (mL)

Compounds	QUANT SIG MASS	RT	EXP RT	REL RT	RESPONSE	CONCENTRATIONS	
						ON-COLUMN ( ng)	FINAL ( ug/L)
\$ 1 2-Fluorophenol	112	3.092	3.082	(0.634)	526469	130.671	65
\$ 3 Phenol-d5	99	4.508	4.497	(0.925)	639230	150.935	75
* 8 1,4-Dichlorobenzene-d4	152	4.875	4.875	(1.000)	124391	40.0000	
\$ 16 Nitrobenzene-d5	82	5.729	5.729	(0.845)	469851	92.6548	46
* 23 Naphthalene-d8	136	6.776	6.777	(1.000)	502041	40.0000	
\$ 33 2-Fluorobiphenyl	172	8.537	8.538	(0.897)	903317	92.9011	46
* 41 Acenaphthene-d10	164	9.521	9.521	(1.000)	279057	40.0000	
\$ 53 2,4,6-Tribromophenol	330	10.795	10.796	(0.910)	708017	199.237	100 (AR)
* 58 Phenanthrene-d10	188	11.865	11.865	(1.000)	520682	40.0000	
\$ 65 Terphenyl-d14	244	14.512	14.501	(0.903)	1667613	147.526	74 (R)
* 69 Chrysene-d12	240	16.067	16.079	(1.000)	500998	40.0000	
* 76 Perylene-d12	264	18.174	18.175	(1.000)	496406	40.0000	

06/08/05  
 H

Data File: S1E4639.D  
Report Date: 08-Jun-2005 15:48

QC Flag Legend

- A - Target compound detected but, quantitated amount exceeded maximum amount.
- R - Spike/Surrogate failed recovery limits.

Data File: S1E4639.D  
Report Date: 08-Jun-2005 15:48

Mitkem Corporation

CLP OLM04.1 QUANTITATION REPORT

Data file : \\AVOGADRO\ORGANICS\organic\svoa\S1.i\050606.B\S1E4639.D  
Lab Smp Id: D0618-09B Client Smp ID: RIN-3  
Inj Date : 06-JUN-2005 19:38  
Operator : AW SRC: LIMS Inst ID: S1.i  
Smp Info : D0618-09B,,18321,,  
Misc Info :  
Comment :  
Method : \\AVOGADRO\ORGANICS\organic\svoa\S1.i\050606.B\s1\_olm4\_2\_S.m  
Meth Date : 06-Jun-2005 15:28 mtl Quant Type: ISTD  
Cal Date : 06-JUN-2005 15:03 Cal File: S1E4631A.D  
Als bottle: 10  
Dil Factor: 1.00000  
Integrator: HP RTE Compound Sublist: OLM4.sub  
Target Version: 4.03  
Processing Host: TARGET11

Concentration Formula:  $\text{Amt} * \text{DF} * \text{Uf} * (\text{Vt}/\text{Vi}) * (1/\text{Vo})$

Name	Value	Description
DF	1.000	Dilution Factor
Uf	1.000	GPC Correction Factor
Vt	1000.000	Volume of final extract (uL)
Vi	2.000	Volume injected (uL)
Vo	1000.000	Volume of sample extracted (mL)

ISTD	RT	AREA	AMOUNT
=====	=====	=====	=====
* 41 Acenaphthene-d10	9.521	1350026	40.000

CONCENTRATIONS					QUANT		
RT	AREA	ON-COL( ng)	FINAL( ug/L)	QUAL	LIBRARY	LIB ENTRY	CPND #
----	----	-----	-----	----	-----	-----	-----
Phenol, 3,5-bis(1,1-dimethylethyl)-					CAS #: 1138-52-9		
9.726	2958271	87.6507860	44	93	NIST98.L	60208	41

Data File: \\AVOGADRO\ORGANICS\organic\svoa\S1.i\050606.B\S1E4639.D

Date : 06-JUN-2005 19:38

Client ID: RIN-3

Instrument: S1.i

Sample Info: D0618-09B,,18321,,

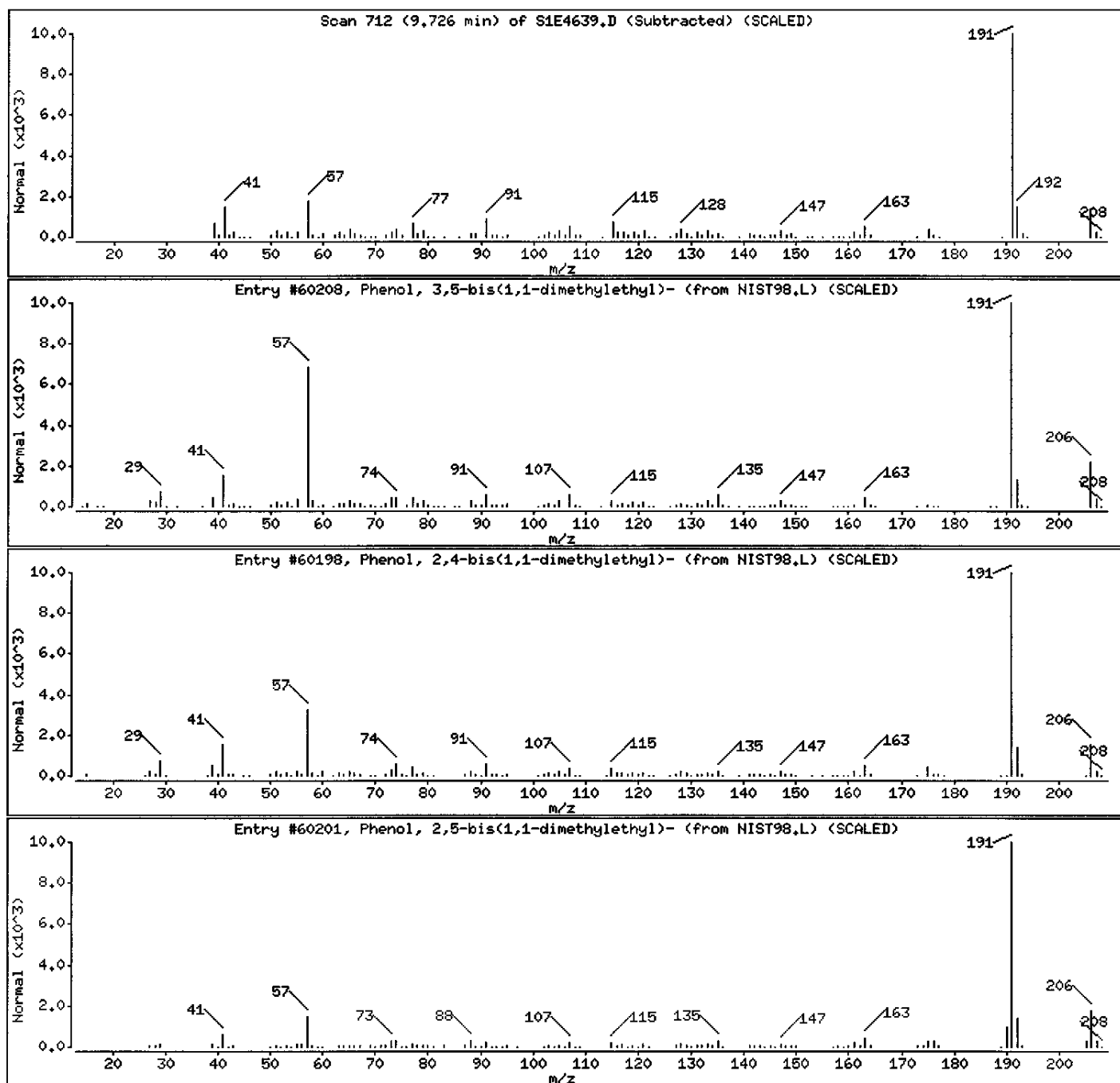
Volume Injected (uL): 2.0

Operator: AW SRC: LIMS

Column phase: DB-5MS

Column diameter: 0.25

Library Search Compound Match	CAS Number	Library	Entry	Quality	Formula	Weight
Phenol, 3,5-bis(1,1-dimethylethyl)-	1138-52-9	NIST98.L	60208	93	C <sub>14</sub> H <sub>22</sub> O	206
Phenol, 2,4-bis(1,1-dimethylethyl)-	96-76-4	NIST98.L	60198	93	C <sub>14</sub> H <sub>22</sub> O	206
Phenol, 2,5-bis(1,1-dimethylethyl)-	5875-45-6	NIST98.L	60201	87	C <sub>14</sub> H <sub>22</sub> O	206





6C  
SEMIVOLATILE ORGANICS INITIAL CALIBRATION DATA

Lab Name: MITKEM CORPORATION Contract: \_\_\_\_\_  
 Lab Code: MITKEM Case No.: \_\_\_\_\_ SAS No.: \_\_\_\_\_ SDG No.: MD0618  
 Instrument ID: S1 Calibration Date(s): 05/31/05 05/31/05  
 Calibration Times: 1509 1747

LAB FILE ID:		RRF20 =	S1E4593	RRF50 =	S1E4591A		
RRF80 =		S1E4594A	RRF120=	S1E4595A	RRF160=	S1E4592A	
COMPOUND		RRF20	RRF50	RRF80	RRF120	RRF160	% RSD
Benzaldehyde		1.029	0.740	0.746	0.606	0.393	33.0
Phenol	*	1.166	1.303	1.372	1.388	1.754	15.6*
bis(2-Chloroethyl) Ether	*	0.891	1.080	1.303	1.308	1.549	20.4*
2-Chlorophenol	*	1.249	1.493	1.604	1.558	1.824	13.4*
2-Methylphenol	*	0.963	0.984	0.971	0.946	0.975	1.5*
2,2'-oxybis(1-Chloropropane)		1.406	1.521	1.569	1.505	1.734	7.8
Acetophenone		1.316	1.543	1.641	1.611	1.718	9.8
4-Methylphenol	*	0.877	1.042	1.043	0.920	1.131	10.3*
N-Nitroso-di-n-propylamine	*	0.740	0.933	1.045	1.012	1.131	15.2*
Hexachloroethane	*	0.802	0.952	1.005	0.963	1.068	10.3*
Nitrobenzene	*	0.391	0.457	0.445	0.397	0.429	6.8*
Isophorone	*	0.592	0.668	0.638	0.610	0.572	6.2*
2-Nitrophenol	*	0.217	0.262	0.251	0.247	0.242	6.8*
2,4-Dimethylphenol	*	0.296	0.322	0.230	0.226	0.216	18.4*
bis(2-Chloroethoxy)methane	*	0.307	0.369	0.380	0.331	0.330	8.9*
2,4-Dichlorophenol	*	0.307	0.363	0.399	0.369	0.420	11.6*
Naphthalene	*	0.919	1.122	1.206	1.158	1.193	10.4*
4-Chloroaniline		0.323	0.334	0.253	0.266	0.118	33.3
Hexachlorobutadiene		0.278	0.373	0.374	0.340	0.347	11.4
Caprolactam		0.087	0.073	0.077	0.062	0.075	11.7
4-Chloro-3-Methylphenol	*	0.263	0.323	0.300	0.260	0.296	9.2*
2-Methylnaphthalene	*	0.675	0.778	0.863	0.781	1.104	19.3*
Hexachlorocyclopentadiene		0.344	0.514	0.512	0.482	0.505	15.4
2,4,6-Trichlorophenol	*	0.409	0.498	0.551	0.428	0.486	12.0*
2,4,5-Trichlorophenol	*		0.556	0.613	0.522	0.578	6.8*
1,1'-Biphenyl		1.548	1.846	2.233	2.036	2.351	15.9
2-Chloronaphthalene	*	1.163	1.481	1.805	1.589	1.750	16.4*
2-Nitroaniline			0.471	0.530	0.412	0.388	14.2
Dimethylphthalate		1.278	1.491	1.766	1.397	1.480	12.1
2,6-Dinitrotoluene	*	0.322	0.370	0.477	0.325	0.338	17.6*
Acenaphthylene	*	1.790	1.891	2.557	1.926	2.193	14.9*
3-Nitroaniline			0.320	0.382	0.323	0.377	9.6
Acenaphthene	*	1.005	1.330	1.615	1.357	1.446	16.5*
2,4-Dinitrophenol			0.195	0.223	0.193	0.222	7.9
4-Nitrophenol			0.258	0.282	0.231	0.269	8.4
Dibenzofuran	*	1.413	1.789	2.136	1.829	1.877	14.3*

\* Compounds with required minimum RRF and maximum %RSD values.  
 All other compounds must meet a minimum RRF of 0.010.

6D  
SEMIVOLATILE ORGANICS INITIAL CALIBRATION DATA

Lab Name: MITKEM CORPORATION Contract: \_\_\_\_\_  
 Lab Code: MITKEM Case No.: \_\_\_\_\_ SAS No.: \_\_\_\_\_ SDG No.: MD0618  
 Instrument ID: S1 Calibration Date(s): 05/31/05 05/31/05  
 Calibration Times: 1509 1747

LAB FILE ID:		RRF20 =	S1E4593	RRF50 =	S1E4591A		
RRF80 =		S1E4594A	RRF120=	S1E4595A	RRF160=	S1E4592A	
COMPOUND		RRF20	RRF50	RRF80	RRF120	RRF160	% RSD
2,4-Dinitrotoluene	*	0.371	0.474	0.501	0.417	0.428	11.6*
Diethylphthalate		1.456	1.763	2.179	1.883	2.203	16.4
Fluorene	*	1.177	1.419	1.879	1.596	1.918	19.6*
4-Chlorophenyl-phenylether	*	0.621	0.760	0.865	0.723	0.759	11.8*
4-Nitroaniline			0.273	0.264	0.157	0.210	23.7
4,6-Dinitro-2-methylphenol			0.205	0.187	0.181	0.219	8.7
N-Nitrosodiphenylamine (1)		0.567	0.653	0.575	0.553	0.683	9.5
4-Bromophenyl-phenylether	*	0.260	0.340	0.363	0.379	0.409	16.1*
Hexachlorobenzene	*	0.359	0.471	0.476	0.458	0.516	12.9*
Atrazine		0.221	0.279	0.285	0.278	0.245	10.5
Pentachlorophenol	*		0.194	0.214	0.224	0.256	11.7*
Phenanthrene	*	1.024	1.333	1.403	1.405	1.534	14.2*
Anthracene	*	0.983	1.277	1.180	1.354	1.396	13.3*
Carbazole		0.779	0.984	0.839	0.791	1.065	14.2
Di-n-butylphthalate		1.428	1.926	1.935	1.898	2.207	15.0
Fluoranthene	*	0.969	1.348	1.352	1.430	1.523	15.9*
Pyrene	*	1.162	1.434	1.387	1.172	1.339	9.6*
Butylbenzylphthalate		0.677	0.806	0.789	0.650	0.737	9.3
3,3'-Dichlorobenzidine		0.364	0.362	0.314	0.280	0.249	16.1
Benzo(a)anthracene	*	1.252	1.381	1.292	1.165	1.220	6.4*
Chrysene	*	1.071	1.297	1.253	1.143	1.216	7.5*
bis(2-Ethylhexyl)phthalate		0.981	1.103	1.192	0.902	1.059	10.6
Di-n-octylphthalate		1.665	2.246	2.578	2.572	2.928	19.8
Benzo(b)fluoranthene	*	1.199	1.618	2.107	1.977	2.447	25.6*
Benzo(k)fluoranthene	*	1.242	1.809	1.953	2.131	1.703	19.0*
Benzo(a)pyrene	*	1.107	1.473	1.722	1.421	1.597	15.8*
Indeno(1,2,3-cd)pyrene	*	1.287	1.670	2.146	1.778	2.194	20.5*
Dibenzo(a,h)anthracene	*	1.030	1.446	1.759	1.704	1.978	22.9*
Benzo(g,h,i)perylene	*	1.087	1.485	1.649	1.630	1.843	18.4*
Nitrobenzene-d5	*	0.411	0.484	0.503	0.449	0.421	8.7*
2-Fluorobiphenyl	*	1.443	1.679	2.047	1.689	1.846	12.8*
Terphenyl-d14	*	0.851	1.016	1.016	0.909	1.088	9.7*
Phenol-d5	*	1.078	1.254	1.315	1.339	1.521	12.3*
2-Fluorophenol	*	0.856	1.038	1.083	1.049	1.138	10.3*
2,4,6-Tribromophenol		0.217	0.326	0.317	0.324	0.338	16.1
2-Chlorophenol-d4	*	1.335	1.691	1.783	1.662	2.058	15.2*
1,2-Dichlorobenzene-d4	*	1.026	1.170	1.126	1.154	1.408	12.0*

(1) Cannot be separated from Diphenylamine

\* Compounds with required minimum RRF and maximum %RSD values.

All other compounds must meet a minimum RRF of 0.010.

Data File: \\AVOCADRO\ORGANICS\organic\svoa\S1.i\050531A.B\S1E4593.D

Date : 31-MAY-2005 17:17

Client ID: SST0201B


Sample Info: SST0201B,SST0201B

Instrument: S1.i

Operator: AW SRC: AW

Column diameter: 0.25

Column phase: DB-5MS



Data File: S1E4593.D  
Report Date: 01-Jun-2005 16:42

Mitkem Corporation

CLP OLM04.1 QUANTITATION REPORT

Data file : \\AVOGADRO\ORGANICS\organic\svoa\S1.i\050531A.B\S1E4593.D  
Lab Smp Id: SST0201B Client Smp ID: SST0201B  
Inj Date : 31-MAY-2005 17:17  
Operator : AW SRC: AW Inst ID: S1.i  
Smp Info : SST0201B,SST0201B  
Misc Info : 1,1,SST020,3  
Comment :  
Method : \\AVOGADRO\ORGANICS\organic\svoa\S1.i\050531A.B\s1\_olm4\_2\_S.m  
Meth Date : 01-Jun-2005 08:24 mt1 Quant Type: ISTD  
Cal Date : 31-MAY-2005 15:09 Cal File: S1E4591A.D  
Als bottle: 7 Calibration Sample, Level: 1  
Dil Factor: 1.00000  
Integrator: HP RTE Compound Sublist: OLM4.sub  
Target Version: 4.03  
Processing Host: TARGET11

Compounds	QUANT SIG	AMOUNTS					
		MASS	RT	EXP RT	REL RT	RESPONSE	CAL-AMT ( ng)
							ON-COL ( ng)
\$ 1 2-Fluorophenol	112	3.230	3.241 (0.642)	88112	20.0000	17	
2 Benzaldehyde	77	4.418	4.429 (0.878)	105962	20.0000	28	
\$ 3 Phenol-d5	99	4.645	4.667 (0.923)	111001	20.0000	17	
4 Phenol	94	4.667	4.678 (0.927)	120095	20.0000	17	
5 bis(2-Chloroethyl) Ether	93	4.731	4.742 (0.940)	91774	20.0000	15	
\$ 6 2-Chlorophenol-d4	132	4.721	4.732 (0.938)	137478	20.0000	16	
7 2-Chlorophenol	128	4.742	4.753 (0.942)	128615	20.0000	16	
* 8 1,4-Dichlorobenzene-d4	152	5.034	5.045 (1.000)	205951	40.0000		
\$ 9 1,2-Dichlorobenzene-d4	152	5.250	5.250 (1.043)	105624	20.0000	17	
10 2-Methylphenol	108	5.542	5.553 (1.101)	99182	20.0000	20	
11 2,2'-oxybis(1-Chloropropane)	45	5.531	5.531 (1.099)	144748	20.0000	18	
12 Acetophenone	105	5.682	5.693 (1.129)	135558	20.0000	17	
13 4-Methylphenol	108	5.790	5.801 (1.150)	90337	20.0000	17	
14 N-Nitroso-di-n-propylamine	70	5.725	5.747 (1.137)	76197	20.0000	15	
15 Hexachloroethane	117	5.747	5.758 (1.142)	82568	20.0000	17	
\$ 16 Nitrobenzene-d5	82	5.887	5.898 (0.848)	144638	20.0000	18	
17 Nitrobenzene	77	5.909	5.931 (0.851)	137615	20.0000	18	
18 Isophorone	82	6.309	6.320 (0.908)	208116	20.0000	19	
19 2-Nitrophenol	139	6.395	6.406 (0.921)	76405	20.0000	18	
20 2,4-Dimethylphenol	107	6.568	6.590 (0.946)	104035	20.0000	22	
21 bis(2-Chloroethoxy) methane	93	6.698	6.709 (0.964)	108065	20.0000	18	
22 2,4-Dichlorophenol	162	6.806	6.817 (0.980)	107839	20.0000	16	
* 23 Naphthalene-d8	136	6.946	6.957 (1.000)	703369	40.0000		
24 Naphthalene	128	6.979	6.989 (1.005)	323221	20.0000	17	
25 4-Chloroaniline	127	7.141	7.141 (1.028)	113606	20.0000	25	
26 Hexachlorobutadiene	225	7.205	7.216 (1.037)	97934	20.0000	16	

Data File: S1E4593.D  
Report Date: 01-Jun-2005 16:42

Compounds	QUANT SIG MASS	RT	EXP RT	REL RT	RESPONSE	AMOUNTS	
						CAL-AMT ( ng)	ON-COL ( ng)
27 Caprolactam	113	7.713	7.767	(1.110)	30426	20.0000	22
28 4-Chloro-3-Methylphenol	107	8.005	8.027	(1.152)	92521	20.0000	18
29 2-Methylnaphthalene	142	8.080	8.081	(1.163)	237428	20.0000	16
30 Hexachlorocyclopentadiene	237	8.329	8.340	(0.858)	67213	20.0000	15
31 2,4,6-Trichlorophenol	196	8.577	8.588	(0.883)	80018	20.0000	17
32 2,4,5-Trichlorophenol	196	8.653	8.664	(0.891)	84876	20.0000	15
\$ 33 2-Fluorobiphenyl	172	8.707	8.718	(0.897)	282120	20.0000	16
34 1,1'-Biphenyl	154	8.848	8.848	(0.911)	302680	20.0000	16
35 2-Chloronaphthalene	162	8.837	8.848	(0.910)	227432	20.0000	15
36 2-Nitroaniline	65	9.064	9.075	(0.933)	76778	20.0000	17
37 Dimethylphthalate	163	9.420	9.431	(0.970)	249943	20.0000	17
38 2,6-Dinitrotoluene	165	9.496	9.507	(0.978)	62999	20.0000	17
39 Acenaphthylene	152	9.474	9.485	(0.976)	349880	20.0000	17
40 3-Nitroaniline	138	9.733	9.744	(1.002)	55394	20.0000	16
* 41 Acenaphthene-d10	164	9.712	9.712	(1.000)	391021	40.0000	
42 Acenaphthene	153	9.755	9.766	(1.004)	196391	20.0000	15
43 2,4-Dinitrophenol	184	9.928	9.939	(1.022)	21672	20.0000	10
44 4-Nitrophenol	109	10.166	10.177	(1.047)	44974	20.0000	17
45 Dibenzofuran	168	10.036	10.047	(1.033)	276212	20.0000	16
46 2,4-Dinitrotoluene	165	10.122	10.133	(1.042)	72577	20.0000	17
47 Diethylphthalate	149	10.554	10.565	(1.087)	284580	20.0000	15
48 Fluorene	166	10.576	10.587	(1.089)	230036	20.0000	15
49 4-Chlorophenyl-phenylether	204	10.641	10.652	(1.096)	121401	20.0000	17
50 4-Nitroaniline	138	10.706	10.717	(1.102)	40321	20.0000	17
51 4,6-Dinitro-2-methylphenol	198	10.771	10.782	(0.893)	43341	20.0000	14
52 N-Nitrosodiphenylamine	169	10.857	10.868	(0.901)	176359	20.0000	18
\$ 53 2,4,6-Tribromophenol	330	10.976	10.987	(0.910)	67662	20.0000	15
54 4-Bromophenyl-phenylether	248	11.408	11.419	(0.946)	80814	20.0000	15
55 Hexachlorobenzene	284	11.440	11.451	(0.949)	111570	20.0000	16
56 Atrazine	200	11.797	11.819	(0.978)	68869	20.0000	17
57 Pentachlorophenol	266	11.808	11.819	(0.979)	32221	20.0000	9
* 58 Phenanthrene-d10	188	12.056	12.056	(1.000)	622422	40.0000	
59 Phenanthrene	178	12.089	12.100	(1.003)	318723	20.0000	15
60 Anthracene	178	12.164	12.186	(1.009)	305797	20.0000	16
61 Carbazole	167	12.488	12.499	(1.036)	242448	20.0000	17
62 Di-n-butylphthalate	149	13.191	13.202	(1.094)	444403	20.0000	15
63 Fluoranthene	202	13.979	13.990	(1.160)	301606	20.0000	15
64 Pyrene	202	14.314	14.325	(0.879)	329747	20.0000	17
\$ 65 Terphenyl-d14	244	14.681	14.692	(0.902)	241454	20.0000	17
66 Butylbenzylphthalate	149	15.567	15.578	(0.956)	192136	20.0000	18
67 3,3'-Dichlorobenzidine	252	16.313	16.313	(1.002)	103304	20.0000	23
68 Benzo(a)anthracene	228	16.270	16.270	(0.999)	355300	20.0000	19
* 69 Chrysene-d12	240	16.280	16.291	(1.000)	567705	40.0000	
70 Chrysene	228	16.313	16.335	(1.002)	304091	20.0000	18
71 bis(2-Ethylhexyl)phthalate	149	16.561	16.572	(1.017)	278388	20.0000	18
72 Di-n-octylphthalate	149	17.555	17.566	(0.955)	447108	20.0000	14
73 Benzo(b)fluoranthene	252	17.868	17.879	(0.972)	321977	20.0000	13

Data File: S1E4593.D  
 Report Date: 01-Jun-2005 16:42

						AMOUNTS	
QUANT SIG						CAL-AMT	ON-COL
Compounds	MASS	RT	EXP RT	REL RT	RESPONSE	( ng)	( ng)
=====	====	==	=====	=====	=====	=====	=====
74 Benzo(k) fluoranthene	252	17.912	17.923	{0.974}	333474	20.0000	15
75 Benzo(a)pyrene	252	18.301	18.322	{0.995}	297282	20.0000	15
* 76 Perylene-d12	264	18.387	18.398	{1.000}	537150	40.0000	
77 Indeno(1,2,3-cd)pyrene	276	19.716	19.738	{1.072}	345690	20.0000	14
78 Dibenzo(a,h)anthracene	278	19.759	19.770	{1.075}	276656	20.0000	13
79 Benzo(g,h,i)perylene	276	20.008	20.029	{1.088}	291985	20.0000	14

06/01/05  
 AU

Data File: \\AVOCADRO\ORGANICS\organic\svoa\S1.1\050531A.B\S1E4591A.D

Date : 31-MAY-2005 15:09

Client ID: SST0501B

Sample Info: SST0501B, SST0501B

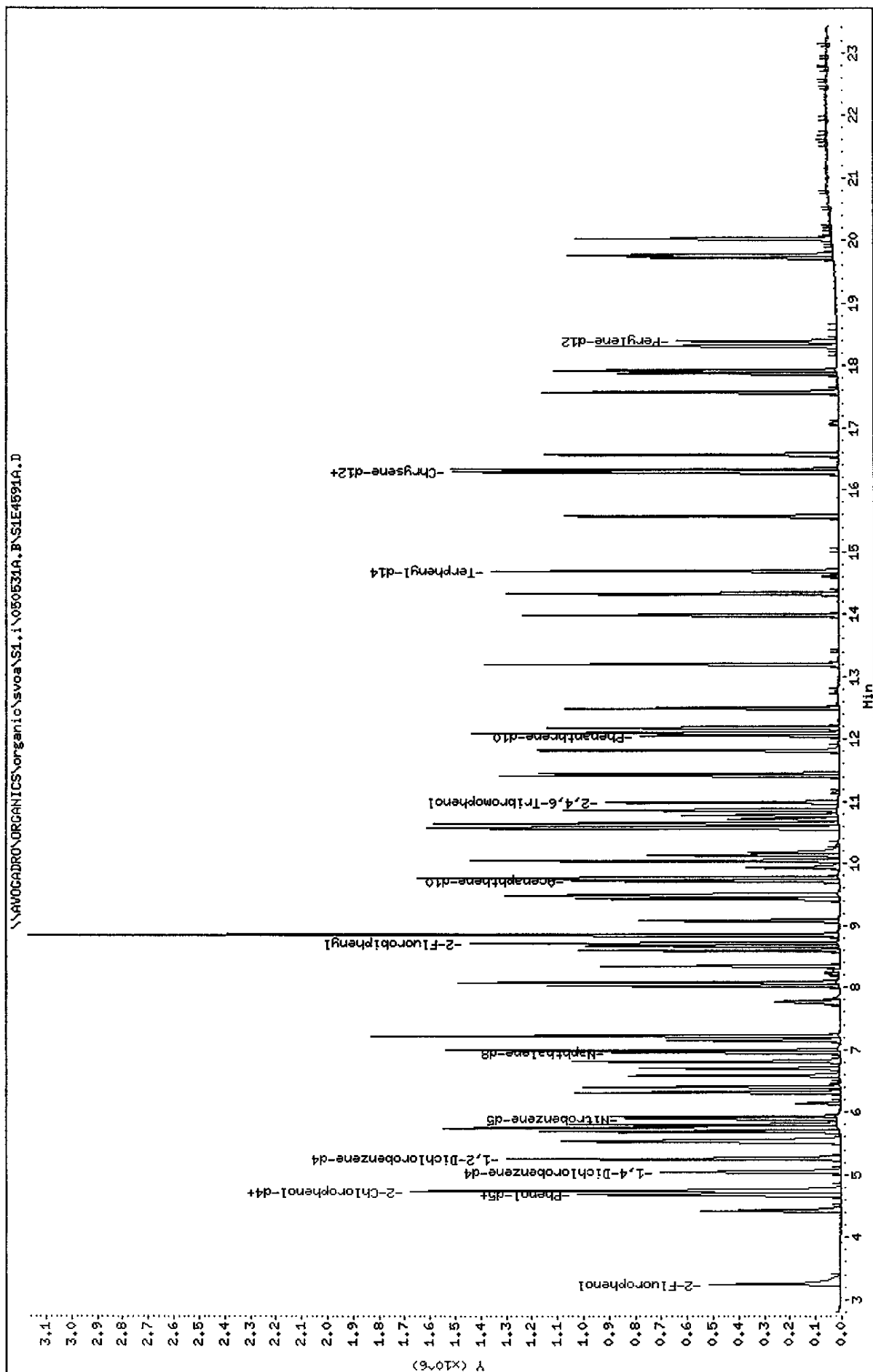
Column phase: DB-5MS

Instrument: S1.1

Operator: AM SRC: AM

Column diameter: 0.25

\\AVOCADRO\ORGANICS\organic\svoa\S1.1\050531A.B\S1E4591A.D



Data File: S1E4591A.D  
Report Date: 01-Jun-2005 16:42

Mitkem Corporation

CLP OLM04.1 QUANTITATION REPORT

Data file : \\AVOGADRO\ORGANICS\organic\svoa\S1.i\050531A.B\S1E4591A.D  
Lab Smp Id: SST0501B Client Smp ID: SST0501B  
Inj Date : 31-MAY-2005 15:09  
Operator : AW SRC: AW Inst ID: S1.i  
Smp Info : SST0501B,SST0501B  
Misc Info : 3,,DFTPP,3  
Comment :  
Method : \\AVOGADRO\ORGANICS\organic\svoa\S1.i\050531A.B\s1\_olm4\_2\_S.m  
Meth Date : 01-Jun-2005 08:24 mtl Quant Type: ISTD  
Cal Date : 31-MAY-2005 15:09 Cal File: S1E4591A.D  
Als bottle: 1 Calibration Sample, Level: 2  
Dil Factor: 1.00000  
Integrator: HP RTE Compound Sublist: OLM4.sub  
Target Version: 4.03  
Processing Host: TARGET11

Compounds	QUANT SIG	AMOUNTS					
		RT	EXP RT	REL RT	RESPONSE	CAL-AMT ( ng)	ON-COL ( ng)
=====	=====	==	=====	=====	=====	=====	=====
\$ 1 2-Fluorophenol	112	3.241	3.241	(0.642)	229670	50.0000	50
2 Benzaldehyde	77	4.429	4.429	(0.878)	163675	50.0000	50
\$ 3 Phenol-d5	99	4.667	4.667	(0.925)	277417	50.0000	50
4 Phenol	94	4.678	4.678	(0.927)	288290	50.0000	50
5 bis(2-Chloroethyl)Ether	93	4.742	4.742	(0.940)	239104	50.0000	50
\$ 6 2-Chlorophenol-d4	132	4.732	4.732	(0.938)	374146	50.0000	50
7 2-Chlorophenol	128	4.753	4.753	(0.942)	330283	50.0000	50
* 8 1,4-Dichlorobenzene-d4	152	5.045	5.045	(1.000)	177034	40.0000	
\$ 9 1,2-Dichlorobenzene-d4	152	5.250	5.250	(1.041)	258883	50.0000	50
10 2-Methylphenol	108	5.553	5.553	(1.101)	217749	50.0000	50
11 2,2'-oxybis(1-Chloropropane)	45	5.531	5.531	(1.096)	336576	50.0000	50
12 Acetophenone	105	5.693	5.693	(1.128)	341381	50.0000	50
13 4-Methylphenol	108	5.801	5.801	(1.150)	230676	50.0000	50
14 N-Nitroso-di-n-propylamine	70	5.747	5.747	(1.139)	206485	50.0000	50
15 Hexachloroethane	117	5.758	5.758	(1.141)	210635	50.0000	50
\$ 16 Nitrobenzene-d5	82	5.898	5.898	(0.848)	349597	50.0000	50
17 Nitrobenzene	77	5.931	5.931	(0.852)	330121	50.0000	50
18 Isophorone	82	6.320	6.320	(0.908)	482273	50.0000	50
19 2-Nitrophenol	139	6.406	6.406	(0.921)	189261	50.0000	50
20 2,4-Dimethylphenol	107	6.590	6.590	(0.947)	232375	50.0000	50
21 bis(2-Chloroethoxy)methane	93	6.709	6.709	(0.964)	266806	50.0000	50
22 2,4-Dichlorophenol	162	6.817	6.817	(0.980)	262105	50.0000	50
* 23 Naphthalene-d8	136	6.957	6.957	(1.000)	577755	40.0000	
24 Naphthalene	128	6.989	6.989	(1.005)	810149	50.0000	50
25 4-Chloroaniline	127	7.141	7.141	(1.026)	241464	50.0000	50
26 Hexachlorobutadiene	225	7.216	7.216	(1.037)	269032	50.0000	50



Data File: S1E4591A.D  
Report Date: 01-Jun-2005 16:42

Compounds	QUANT SIG			REL RT	RESPONSE	AMOUNTS	
	MASS	RT	EXP RT			CAL-AMT ( ng)	ON-COL ( ng)
=====	=====	==	=====	=====	=====	=====	=====
27 Caprolactam	113	7.767	7.767	(1.116)	52859	50.0000	50
28 4-Chloro-3-Methylphenol	107	8.027	8.027	(1.154)	233095	50.0000	50
29 2-Methylnaphthalene	142	8.081	8.081	(1.161)	561958	50.0000	50
30 Hexachlorocyclopentadiene	237	8.340	8.340	(0.859)	198013	50.0000	50
31 2,4,6-Trichlorophenol	196	8.588	8.588	(0.884)	192172	50.0000	50
32 2,4,5-Trichlorophenol	196	8.664	8.664	(0.892)	214176	50.0000	50
\$ 33 2-Fluorobiphenyl	172	8.718	8.718	(0.898)	647329	50.0000	50
34 1,1'-Biphenyl	154	8.848	8.848	(0.911)	711593	50.0000	50
35 2-Chloronaphthalene	162	8.848	8.848	(0.911)	571096	50.0000	50
36 2-Nitroaniline	65	9.075	9.075	(0.934)	181604	50.0000	50
37 Dimethylphthalate	163	9.431	9.431	(0.971)	574812	50.0000	50
38 2,6-Dinitrotoluene	165	9.507	9.507	(0.979)	142483	50.0000	50
39 Acenaphthylene	152	9.485	9.485	(0.977)	728935	50.0000	50
40 3-Nitroaniline	138	9.744	9.744	(1.003)	123406	50.0000	50
* 41 Acenaphthene-d10	164	9.712	9.712	(1.000)	308403	40.0000	
42 Acenaphthene	153	9.766	9.766	(1.006)	512704	50.0000	50
43 2,4-Dinitrophenol	184	9.939	9.939	(1.023)	75237	50.0000	50
44 4-Nitrophenol	109	10.177	10.177	(1.048)	99624	50.0000	50
45 Dibenzofuran	168	10.047	10.047	(1.034)	689495	50.0000	50
46 2,4-Dinitrotoluene	165	10.133	10.133	(1.043)	182728	50.0000	50
47 Diethylphthalate	149	10.565	10.565	(1.088)	679803	50.0000	50
48 Fluorene	166	10.587	10.587	(1.090)	547052	50.0000	50
49 4-Chlorophenyl-phenylether	204	10.652	10.652	(1.097)	292988	50.0000	50
50 4-Nitroaniline	138	10.717	10.717	(1.103)	105074	50.0000	50
51 4,6-Dinitro-2-methylphenol	198	10.782	10.782	(0.888)	114874	50.0000	50
52 N-Nitrosodiphenylamine	169	10.868	10.868	(0.895)	365311	50.0000	50 (H)
\$ 53 2,4,6-Tribromophenol	330	10.987	10.987	(0.905)	182324	50.0000	50
54 4-Bromophenyl-phenylether	248	11.419	11.419	(0.940)	190098	50.0000	50
55 Hexachlorobenzene	284	11.451	11.451	(0.943)	263974	50.0000	50
56 Atrazine	200	11.819	11.819	(0.973)	156179	50.0000	50
57 Pentachlorophenol	266	11.819	11.819	(0.973)	108396	50.0000	50
* 58 Phenanthrene-d10	188	12.056	12.056	(1.000)	447890	40.0000	(H)
59 Phenanthrene	178	12.100	12.100	(0.996)	746059	50.0000	50 (H)
60 Anthracene	178	12.186	12.186	(1.004)	714841	50.0000	50
61 Carbazole	167	12.499	12.499	(1.029)	550997	50.0000	50
62 Di-n-butylphthalate	149	13.202	13.202	(1.087)	1078303	50.0000	50
63 Fluoranthene	202	13.990	13.990	(1.152)	754779	50.0000	50 (H)
64 Pyrene	202	14.325	14.325	(0.879)	805512	50.0000	50
\$ 65 Terphenyl-d14	244	14.692	14.692	(0.902)	570822	50.0000	50
66 Butylbenzylphthalate	149	15.578	15.578	(0.956)	452884	50.0000	50
67 3,3'-Dichlorobenzidine	252	16.313	16.313	(1.001)	203328	50.0000	50
68 Benzo(a)anthracene	228	16.270	16.270	(0.999)	775945	50.0000	50
* 69 Chrysene-d12	240	16.291	16.291	(1.000)	449468	40.0000	
70 Chrysene	228	16.335	16.335	(1.003)	728782	50.0000	50
71 bis(2-Ethylhexyl)phthalate	149	16.572	16.572	(1.017)	619588	50.0000	50
72 Di-n-octylphthalate	149	17.566	17.566	(0.955)	993583	50.0000	50
73 Benzo(b)fluoranthene	252	17.879	17.879	(0.972)	716027	50.0000	50

Data File: S1E4591A.D  
Report Date: 01-Jun-2005 16:42

Compounds	QUANT SIG	RT	EXP RT	REL RT	RESPONSE	AMOUNTS	
	MASS					CAL-AMT ( ng)	ON-COL ( ng)
=====	=====	==	=====	=====	=====	=====	=====
74 Benzo(k)fluoranthene	252	17.923	17.923	(0.974)	800203	50.0000	50
75 Benzo(a)pyrene	252	18.322	18.322	(0.996)	651769	50.0000	50
* 76 Perylene-d12	264	18.398	18.398	(1.000)	353944	40.0000	
77 Indeno(1,2,3-cd)pyrene	276	19.738	19.738	(1.073)	739035	50.0000	50
78 Dibenzo(a,h)anthracene	278	19.770	19.770	(1.075)	639678	50.0000	50
79 Benzo(g,h,i)perylene	276	20.029	20.029	(1.089)	657008	50.0000	50

#### QC Flag Legend

H - Operator selected an alternate compound hit.

06/01/05  
AL

Data File: \\AVOCADRO\ORGANICS\organic\svoa\S1.1\050531A.B\51E4594A.D

Date : 31-MAY-2005 16:47

Client ID: SST0801B

Sample Info: SST0801B, SST0801B

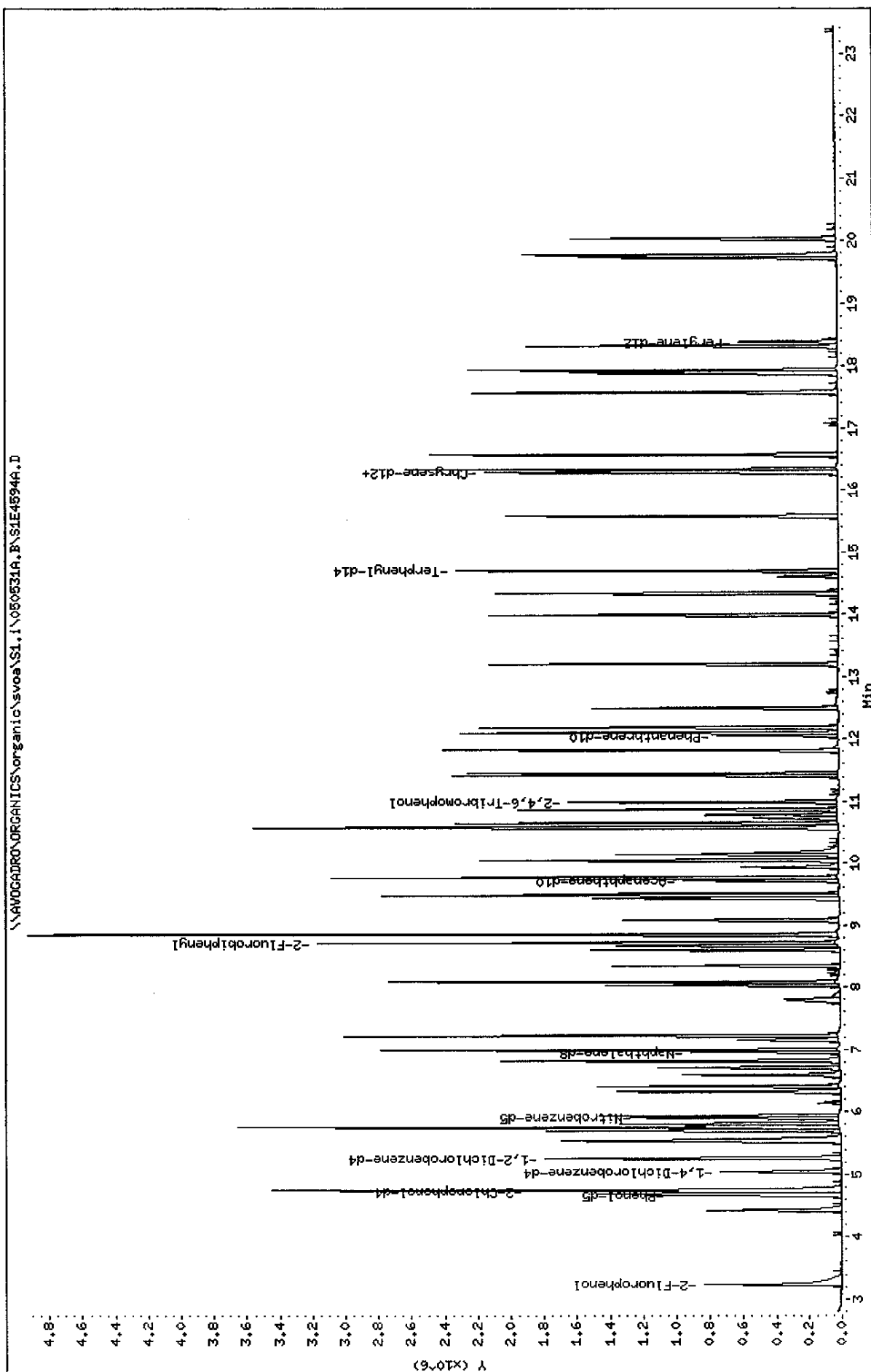
Instrument: S1.1

Operator: AM SRC: AM

Column diameter: 0.25

Column phase: DB-SMS

\\AVOCADRO\ORGANICS\organic\svoa\S1.1\050531A.B\51E4594A.D



Data File: S1E4594A.D  
Report Date: 01-Jun-2005 16:42

Mitkem Corporation

CLP OLM04.1 QUANTITATION REPORT

Data file : \\AVOGADRO\ORGANICS\organic\svoa\S1.i\050531A.B\S1E4594A.D  
Lab Smp Id: SST0801B Client Smp ID: SST0801B  
Inj Date : 31-MAY-2005 16:47  
Operator : AW SRC: AW Inst ID: S1.i  
Smp Info : SST0801B, SST0801B  
Misc Info : 1,3, SST080,3  
Comment :  
Method : \\AVOGADRO\ORGANICS\organic\svoa\S1.i\050531A.B\s1\_olm4\_2\_S.m  
Meth Date : 01-Jun-2005 08:24 mtl Quant Type: ISTD  
Cal Date : 31-MAY-2005 15:09 Cal File: S1E4591A.D  
Als bottle: 4 Calibration Sample, Level: 3  
Dil Factor: 1.00000  
Integrator: HP RTE Compound Sublist: OLM4.sub  
Target Version: 4.03  
Processing Host: TARGET11

		QUANT SIG				AMOUNTS		
Compounds		MASS	RT	EXP RT	REL RT	RESPONSE	CAL-AMT ( ng)	ON-COL ( ng)
=====		=====	==	=====	=====	=====	=====	=====
\$	1 2-Fluorophenol	112	3.229	3.241	(0.642)	387755	80.0000	80
	2 Benzaldehyde	77	4.428	4.429	(0.880)	266885	80.0000	95
\$	3 Phenol-d5	99	4.666	4.667	(0.927)	470545	80.0000	77
	4 Phenol	94	4.687	4.678	(0.931)	491034	80.0000	74
	5 bis(2-Chloroethyl) Ether	93	4.752	4.742	(0.944)	466386	80.0000	80
\$	6 2-Chlorophenol-d4	132	4.731	4.732	(0.940)	638346	80.0000	77
	7 2-Chlorophenol	128	4.752	4.753	(0.944)	574210	80.0000	78
*	8 1,4-Dichlorobenzene-d4	152	5.033	5.045	(1.000)	178961	40.0000	
\$	9 1,2-Dichlorobenzene-d4	152	5.249	5.250	(1.043)	402994	80.0000	73
	10 2-Methylphenol	108	5.552	5.553	(1.103)	347438	80.0000	80
	11 2,2'-oxybis(1-Chloropropane)	45	5.530	5.531	(1.099)	561652	80.0000	78
	12 Acetophenone	105	5.703	5.693	(1.133)	587379	80.0000	80
	13 4-Methylphenol	108	5.811	5.801	(1.155)	373466	80.0000	78
	14 N-Nitroso-di-n-propylamine	70	5.757	5.747	(1.144)	373876	80.0000	81
	15 Hexachloroethane	117	5.757	5.758	(1.144)	359883	80.0000	80
\$	16 Nitrobenzene-d5	82	5.897	5.898	(0.848)	591599	80.0000	86
	17 Nitrobenzene	77	5.930	5.931	(0.852)	523447	80.0000	80
	18 Isophorone	82	6.330	6.320	(0.910)	750751	80.0000	82
	19 2-Nitrophenol	139	6.405	6.406	(0.921)	295669	80.0000	80
	20 2,4-Dimethylphenol	107	6.589	6.590	(0.947)	270387	80.0000	72
	21 bis(2-Chloroethoxy) methane	93	6.718	6.709	(0.966)	447615	80.0000	85
	22 2,4-Dichlorophenol	162	6.816	6.817	(0.980)	469955	80.0000	81
*	23 Naphthalene-d8	136	6.956	6.957	(1.000)	588255	40.0000	
	24 Naphthalene	128	6.989	6.989	(1.005)	1418725	80.0000	82
	25 4-Chloroaniline	127	7.140	7.141	(1.026)	297447	80.0000	86
	26 Hexachlorobutadiene	225	7.215	7.216	(1.037)	440513	80.0000	82

Data File: S1E4594A.D  
Report Date: 01-Jun-2005 16:42

						AMOUNTS	
		QUANT	SIG				
Compounds	MASS	RT	EXP RT	REL RT	RESPONSE	CAL-AMT ( ng)	ON-COL ( ng)
=====	=====	==	=====	=====	=====	=====	=====
27 Caprolactam	113	7.799	7.767	(1.121)	90120	80.0000	82
28 4-Chloro-3-Methylphenol	107	8.037	8.027	(1.155)	352569	80.0000	78
29 2-Methylnaphthalene	142	8.091	8.081	(1.163)	1015020	80.0000	75
30 Hexachlorocyclopentadiene	237	8.339	8.340	(0.859)	297003	80.0000	80
31 2,4,6-Trichlorophenol	196	8.598	8.588	(0.885)	319683	80.0000	86
32 2,4,5-Trichlorophenol	196	8.674	8.664	(0.893)	355515	80.0000	84
\$ 33 2-Fluorobiphenyl	172	8.717	8.718	(0.898)	1186587	80.0000	88
34 1,1'-Biphenyl	154	8.858	8.848	(0.912)	1294581	80.0000	83
35 2-Chloronaphthalene	162	8.847	8.848	(0.911)	1046564	80.0000	86
36 2-Nitroaniline	65	9.084	9.075	(0.935)	307307	80.0000	92
37 Dimethylphthalate	163	9.430	9.431	(0.971)	1023630	80.0000	89
38 2,6-Dinitrotoluene	165	9.517	9.507	(0.980)	276243	80.0000	97
39 Acenaphthylene	152	9.484	9.485	(0.977)	1481982	80.0000	92
40 3-Nitroaniline	138	9.754	9.744	(1.004)	221296	80.0000	85
* 41 Acenaphthene-d10	164	9.711	9.712	(1.000)	289839	40.0000	
42 Acenaphthene	153	9.765	9.766	(1.006)	936259	80.0000	88
43 2,4-Dinitrophenol	184	9.938	9.939	(1.023)	129216	80.0000	84
44 4-Nitrophenol	109	10.165	10.177	(1.047)	163209	80.0000	84
45 Dibenzofuran	168	10.057	10.047	(1.036)	1238266	80.0000	88
46 2,4-Dinitrotoluene	165	10.143	10.133	(1.044)	290632	80.0000	86
47 Diethylphthalate	149	10.575	10.565	(1.089)	1263272	80.0000	85
48 Fluorene	166	10.597	10.587	(1.091)	1089297	80.0000	86
49 4-Chlorophenyl-phenylether	204	10.651	10.652	(1.097)	501500	80.0000	87
50 4-Nitroaniline	138	10.737	10.717	(1.106)	152882	80.0000	85
51 4,6-Dinitro-2-methylphenol	198	10.791	10.782	(0.895)	181189	80.0000	73
52 N-Nitrosodiphenylamine	169	10.867	10.868	(0.901)	558549	80.0000	72
\$ 53 2,4,6-Tribromophenol	330	10.986	10.987	(0.911)	308100	80.0000	78
54 4-Bromophenyl-phenylether	248	11.418	11.419	(0.947)	352080	80.0000	78
55 Hexachlorobenzene	284	11.450	11.451	(0.950)	462337	80.0000	78
56 Atrazine	200	11.818	11.819	(0.980)	276883	80.0000	85
57 Pentachlorophenol	266	11.818	11.819	(0.980)	208273	80.0000	78
* 58 Phenanthrene-d10	188	12.055	12.056	(1.000)	485523	40.0000	
59 Phenanthrene	178	12.099	12.100	(1.004)	1362082	80.0000	79
60 Anthracene	178	12.185	12.186	(1.011)	1146189	80.0000	74
61 Carbazole	167	12.498	12.499	(1.037)	814292	80.0000	70
62 Di-n-butylphthalate	149	13.201	13.202	(1.095)	1879429	80.0000	77
63 Fluoranthene	202	13.989	13.990	(1.160)	1312768	80.0000	77
64 Pyrene	202	14.335	14.325	(0.880)	1430789	80.0000	80
\$ 65 Terphenyl-d14	244	14.702	14.692	(0.903)	1048185	80.0000	78
66 Butylbenzylphthalate	149	15.577	15.578	(0.956)	814204	80.0000	81
67 3,3'-Dichlorobenzidine	252	16.323	16.313	(1.002)	323816	80.0000	81
68 Benzo(a)anthracene	228	16.280	16.270	(0.999)	1333127	80.0000	80
* 69 Chrysene-d12	240	16.290	16.291	(1.000)	515852	40.0000	
70 Chrysene	228	16.334	16.335	(1.003)	1292319	80.0000	80
71 bis(2-Ethylhexyl)phthalate	149	16.571	16.572	(1.017)	1229453	80.0000	85
72 Di-n-octylphthalate	149	17.565	17.566	(0.955)	1871463	80.0000	80
73 Benzo(b)fluoranthene	252	17.889	17.879	(0.972)	1529987	80.0000	82

Data File: S1E4594A.D  
Report Date: 01-Jun-2005 16:42

Compounds	QUANT SIG MASS	RT	EXP RT	REL RT	RESPONSE	AMOUNTS	
						CAL-AMT ( ng)	ON-COL ( ng)
=====	=====	==	=====	=====	=====	=====	=====
74 Benzo(k)fluoranthene	252	17.933	17.923	(0.975)	1417862	80.0000	86
75 Benzo(a)pyrene	252	18.321	18.322	(0.996)	1250031	80.0000	86
* 76 Perylene-d12	264	18.397	18.398	(1.000)	363000	40.0000	
77 Indeno(1,2,3-cd)pyrene	276	19.737	19.738	(1.073)	1557870	80.0000	86
78 Dibenzo(a,h)anthracene	278	19.780	19.770	(1.075)	1276954	80.0000	81
79 Benzo(g,h,i)perylene	276	20.028	20.029	(1.089)	1197430	80.0000	80

06/01/05  
AJ

Data File: \\NAVOGADRON\ORGANICS\organic\svoa\S1.i\050531A.B\S1E4595A.D

Date : 31-MAY-2005 17:47

Client ID: SSTB1201B

Sample Info: SSTB1201B, SSTB1201B


Instrument: S1.i

Operator: AM SRC: AM

Column diameter: 0.25

Column phase: DB-5MS

\\NAVOGADRON\ORGANICS\organic\svoa\S1.i\050531A.B\S1E4595A.D



Data File: S1E4595A.D  
Report Date: 01-Jun-2005 16:42

Mitkem Corporation

CLP OLM04.1 QUANTITATION REPORT

Data file : \\AVOGADRO\ORGANICS\organic\svoa\S1.i\050531A.B\S1E4595A.D  
Lab Smp Id: SST1201B Client Smp ID: SST1201B  
Inj Date : 31-MAY-2005 17:47  
Operator : AW SRC: AW Inst ID: S1.i  
Smp Info : SST1201B,SST1201B  
Misc Info : 1,4,SST120,3  
Comment :  
Method : \\AVOGADRO\ORGANICS\organic\svoa\S1.i\050531A.B\s1\_olm4\_2\_S.m  
Meth Date : 01-Jun-2005 08:24 mtl Quant Type: ISTD  
Cal Date : 31-MAY-2005 15:09 Cal File: S1E4591A.D  
Als bottle: 5 Calibration Sample, Level: 4  
Dil Factor: 1.00000  
Integrator: HP RTE Compound Sublist: OLM4.sub  
Target Version: 4.03  
Processing Host: TARGET11

Compounds	QUANT SIG							AMOUNTS	
	MASS	RT	EXP RT	REL RT	RESPONSE	CAL-AMT	ON-COL	( ng)	( ng)
-----	----	--	-----	-----	-----	-----	-----	-----	-----
\$ 1 2-Fluorophenol	112	3.230	3.241 (0.642)		600446	120.000	120		
2 Benzaldehyde	77	4.430	4.429 (0.880)		347071	120.000	100		
\$ 3 Phenol-d5	99	4.678	4.667 (0.929)		766486	120.000	120		
4 Phenol	94	4.700	4.678 (0.933)		794386	120.000	120		
5 bis(2-Chloroethyl) Ether	93	4.765	4.742 (0.946)		748778	120.000	130		
\$ 6 2-Chlorophenol-d4	132	4.732	4.732 (0.940)		951129	120.000	120		
7 2-Chlorophenol	128	4.754	4.753 (0.944)		891701	120.000	120		
* 8 1,4-Dichlorobenzene-d4	152	5.035	5.045 (1.000)		190760	40.0000			
\$ 9 1,2-Dichlorobenzene-d4	152	5.251	5.250 (1.043)		660230	120.000	120		
10 2-Methylphenol	108	5.564	5.553 (1.105)		541151	120.000	120		
11 2,2'-oxybis(1-Chloropropane)	45	5.532	5.531 (1.099)		861499	120.000	120		
12 Acetophenone	105	5.704	5.693 (1.133)		922007	120.000	120		
13 4-Methylphenol	108	5.812	5.801 (1.155)		526409	120.000	110		
14 N-Nitroso-di-n-propylamine	70	5.769	5.747 (1.146)		579106	120.000	120		
15 Hexachloroethane	117	5.758	5.758 (1.144)		550971	120.000	120		
\$ 16 Nitrobenzene-d5	82	5.910	5.898 (0.849)		868362	120.000	120		
17 Nitrobenzene	77	5.942	5.931 (0.854)		767314	120.000	110		
18 Isophorone	82	6.331	6.320 (0.910)		1179049	120.000	120		
19 2-Nitrophenol	139	6.417	6.406 (0.922)		478137	120.000	120		
20 2,4-Dimethylphenol	107	6.590	6.590 (0.947)		437904	120.000	110		
21 bis(2-Chloroethoxy)methane	93	6.720	6.709 (0.966)		639441	120.000	120		
22 2,4-Dichlorophenol	162	6.817	6.817 (0.980)		713074	120.000	120		
* 23 Naphthalene-d8	136	6.958	6.957 (1.000)		644571	40.0000			
24 Naphthalene	128	6.990	6.989 (1.005)		2240143	120.000	120		
25 4-Chloroaniline	127	7.152	7.141 (1.028)		514204	120.000	120		
26 Hexachlorobutadiene	225	7.217	7.216 (1.037)		657215	120.000	120		



Data File: S1E4595A.D  
Report Date: 01-Jun-2005 16:42

Compounds	QUANT SIG	AMOUNTS					
		MASS	RT	EXP RT	REL RT	RESPONSE	CAL-AMT ( ng)
=====	=====	==	=====	=====	=====	=====	=====
27 Caprolactam	113	7.843	7.767	(1.127)	120044	120.000	100
28 4-Chloro-3-Methylphenol	107	8.049	8.027	(1.157)	502193	120.000	110
29 2-Methylnaphthalene	142	8.092	8.081	(1.163)	1511128	120.000	110
30 Hexachlorocyclopentadiene	237	8.340	8.340	(0.859)	501599	120.000	120
31 2,4,6-Trichlorophenol	196	8.600	8.588	(0.885)	445789	120.000	110
32 2,4,5-Trichlorophenol	196	8.675	8.664	(0.893)	543658	120.000	110
\$ 33 2-Fluorobiphenyl	172	8.719	8.718	(0.898)	1758209	120.000	120
34 1,1'-Biphenyl	154	8.859	8.848	(0.912)	2119544	120.000	120
35 2-Chloronaphthalene	162	8.848	8.848	(0.911)	1654175	120.000	120
36 2-Nitroaniline	65	9.086	9.075	(0.935)	428556	120.000	110
37 Dimethylphthalate	163	9.442	9.431	(0.972)	1454516	120.000	110
38 2,6-Dinitrotoluene	165	9.518	9.507	(0.980)	337956	120.000	110
39 Acenaphthylene	152	9.486	9.485	(0.977)	2005907	120.000	110
40 3-Nitroaniline	138	9.767	9.744	(1.006)	336040	120.000	110
* 41 Acenaphthene-d10	164	9.713	9.712	(1.000)	347090	40.0000	
42 Acenaphthene	153	9.777	9.766	(1.007)	1413414	120.000	120
43 2,4-Dinitrophenol	184	9.950	9.939	(1.024)	201032	120.000	110
44 4-Nitrophenol	109	10.177	10.177	(1.048)	240035	120.000	110
45 Dibenzofuran	168	10.058	10.047	(1.036)	1904070	120.000	120
46 2,4-Dinitrotoluene	165	10.145	10.133	(1.044)	433737	120.000	110
47 Diethylphthalate	149	10.588	10.565	(1.090)	1960237	120.000	120
48 Fluorene	166	10.598	10.587	(1.091)	1662294	120.000	120
49 4-Chlorophenyl-phenylether	204	10.663	10.652	(1.098)	753215	120.000	120
50 4-Nitroaniline	138	10.739	10.717	(1.106)	163725	120.000	84
51 4,6-Dinitro-2-methylphenol	198	10.793	10.782	(0.895)	254318	120.000	110
52 N-Nitrosodiphenylamine	169	10.868	10.868	(0.901)	775446	120.000	110
\$ 53 2,4,6-Tribromophenol	330	10.987	10.987	(0.911)	454478	120.000	130
54 4-Bromophenyl-phenylether	248	11.430	11.419	(0.948)	531864	120.000	130
55 Hexachlorobenzene	284	11.452	11.451	(0.950)	642114	120.000	120
56 Atrazine	200	11.830	11.819	(0.981)	389829	120.000	130
57 Pentachlorophenol	266	11.819	11.819	(0.980)	314133	120.000	120
* 58 Phenanthrene-d10	188	12.057	12.056	(1.000)	467554	40.0000	
59 Phenanthrene	178	12.111	12.100	(1.004)	1970298	120.000	130
60 Anthracene	178	12.187	12.186	(1.011)	1898998	120.000	130
61 Carbazole	167	12.500	12.499	(1.037)	1109187	120.000	110
62 Di-n-butylphthalate	149	13.202	13.202	(1.095)	2662684	120.000	120
63 Fluoranthene	202	13.991	13.990	(1.160)	2006488	120.000	130
64 Pyrene	202	14.336	14.325	(0.880)	2236607	120.000	110
\$ 65 Terphenyl-d14	244	14.704	14.692	(0.903)	1734082	120.000	110
66 Butylbenzylphthalate	149	15.579	15.578	(0.956)	1240152	120.000	110
67 3,3'-Dichlorobenzidine	252	16.324	16.313	(1.002)	533397	120.000	110
68 Benzo(a)anthracene	228	16.281	16.270	(0.999)	2222329	120.000	110
* 69 Chrysene-d12	240	16.292	16.291	(1.000)	636010	40.0000	
70 Chrysene	228	16.346	16.335	(1.003)	2181585	120.000	110
71 bis(2-Ethylhexyl)phthalate	149	16.573	16.572	(1.017)	1720990	120.000	100
72 Di-n-octylphthalate	149	17.577	17.566	(0.955)	3041569	120.000	130
73 Benzo(b)fluoranthene	252	17.891	17.879	(0.972)	2338685	120.000	130

Data File: S1E4595A.D  
Report Date: 01-Jun-2005 16:42

Compounds	QUANT SIG				AMOUNTS		
	MASS	RT	EXP RT	REL RT	RESPONSE	CAL-AMT ( ng)	ON-COL ( ng)
=====	----	==	=====	=====	=====	=====	=====
74 Benzo(k) fluoranthene	252	17.945	17.923	(0.975)	2521080	120.000	140
75 Benzo(a)pyrene	252	18.334	18.322	(0.996)	1680193	120.000	120
* 76 Perylene-d12	264	18.399	18.398	(1.000)	394265	40.0000	
77 Indeno(1,2,3-cd)pyrene	276	19.749	19.738	(1.073)	2102708	120.000	120
78 Dibenzo(a,h)anthracene	278	19.781	19.770	(1.075)	2015324	120.000	130
79 Benzo(g,h,i)perylene	276	20.041	20.029	(1.089)	1928350	120.000	130

06/01/05  
AJ

Data File: \\AVOCADRO\ORGANICS\organic\svos\SI.i\050531A.B\SI4592A.D

Date : 31-MAY-2005 15:45

Client ID: SSTDI601B

Sample Info: SSTDI601B, SSTDI601B

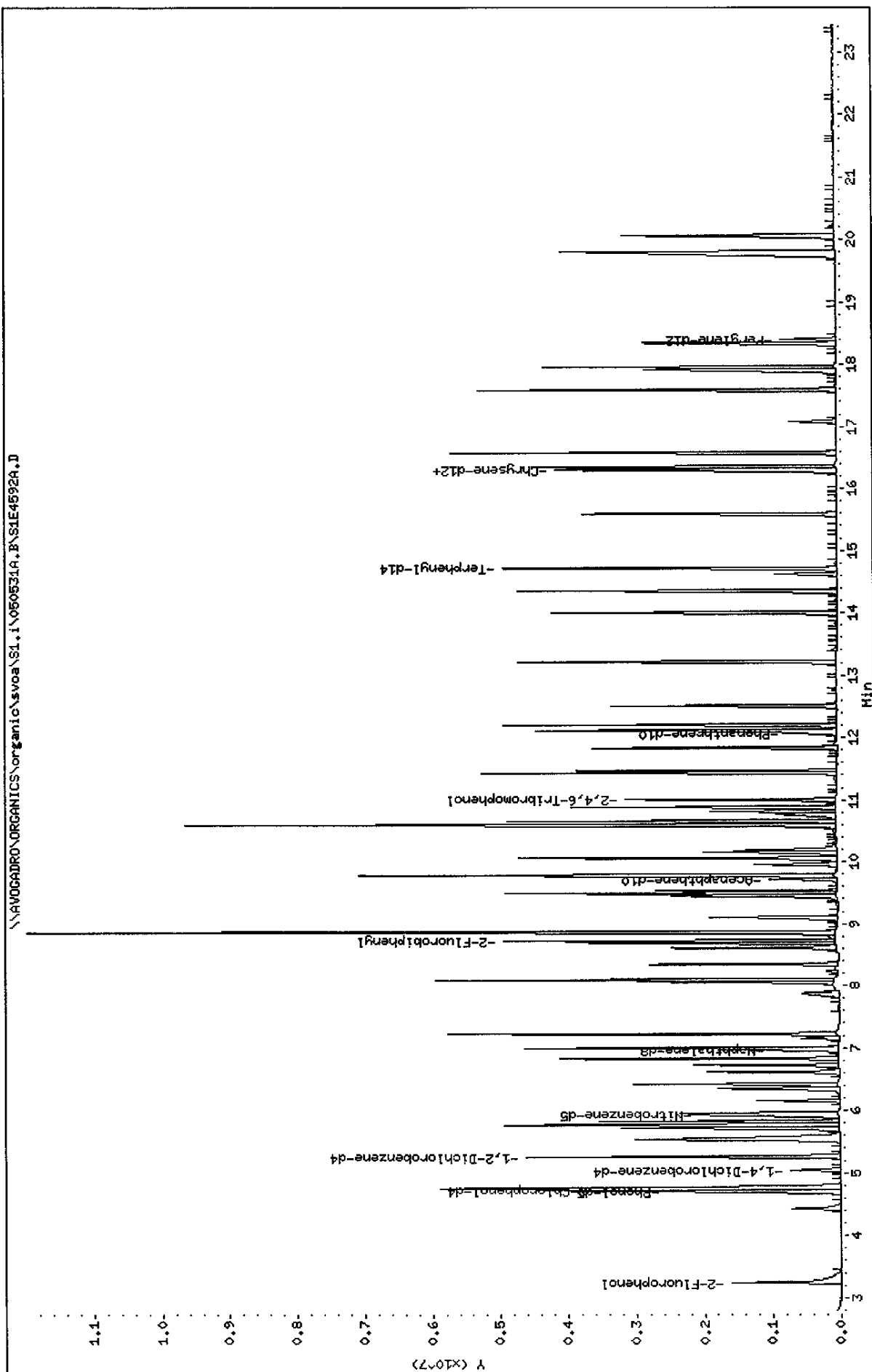
Column phase: DB-5MS

Instrument: SI.i

Operator: AW SRC: AW

Column diameter: 0.25

\\AVOCADRO\ORGANICS\organic\svos\SI.i\050531A.B\SI4592A.D



Data File: S1E4592A.D  
Report Date: 01-Jun-2005 16:42

Mitkem Corporation

CLP OLM04.1 QUANTITATION REPORT

Data file : \\AVOGADRO\ORGANICS\organic\svoa\S1.i\050531A.B\S1E4592A.D  
Lab Smp Id: SSTD1601B Client Smp ID: SSTD1601B  
Inj Date : 31-MAY-2005 15:45  
Operator : AW SRC: AW Inst ID: S1.i  
Smp Info : SSTD1601B, SSTD1601B  
Misc Info : 1,6, SSTD160,3  
Comment :  
Method : \\AVOGADRO\ORGANICS\organic\svoa\S1.i\050531A.B\s1\_olm4\_2\_S.m  
Meth Date : 01-Jun-2005 08:24 mtl Quant Type: ISTD  
Cal Date : 31-MAY-2005 15:09 Cal File: S1E4591A.D  
Als bottle: 2 Calibration Sample, Level: 5  
Dil Factor: 1.00000  
Integrator: HP RTE Compound Sublist: OLM4.sub  
Target Version: 4.03  
Processing Host: TARGET11

Compounds	QUANT SIG	RT	EXP RT	REL RT	RESPONSE	AMOUNTS	
						CAL-AMT ( ng)	ON-COL ( ng)
=====	----	--	=====	-----	-----	-----	-----
\$ 1 2-Fluorophenol	112	3.239	3.241	(0.642)	769350	160.000	170 (A)
2 Benzaldehyde	77	4.427	4.429	(0.878)	265329	160.000	110
\$ 3 Phenol-d5	99	4.697	4.667	(0.931)	1027605	160.000	180 (A)
4 Phenol	94	4.719	4.678	(0.936)	1185529	160.000	180 (A)
5 bis(2-Chloroethyl) Ether	93	4.773	4.742	(0.946)	1046659	160.000	190 (A)
\$ 6 2-Chlorophenol-d4	132	4.740	4.732	(0.940)	1390618	160.000	180 (A)
7 2-Chlorophenol	128	4.762	4.753	(0.944)	1232472	160.000	180 (A)
* 8 1,4-Dichlorobenzene-d4	152	5.043	5.045	(1.000)	168941	40.0000	
\$ 9 1,2-Dichlorobenzene-d4	152	5.259	5.250	(1.043)	951657	160.000	170 (A)
10 2-Methylphenol	108	5.551	5.553	(1.101)	659079	160.000	160
11 2,2'-oxybis(1-Chloropropane)	45	5.540	5.531	(1.099)	1171886	160.000	170 (A)
12 Acetophenone	105	5.723	5.693	(1.135)	1160810	160.000	170 (A)
13 4-Methylphenol	108	5.832	5.801	(1.156)	764483	160.000	170 (A)
14 N-Nitroso-di-n-propylamine	70	5.788	5.747	(1.148)	764608	160.000	180 (A)
15 Hexachloroethane	117	5.767	5.758	(1.144)	721859	160.000	170 (A)
\$ 16 Nitrobenzene-d5	82	5.929	5.898	(0.851)	1052296	160.000	150
17 Nitrobenzene	77	5.961	5.931	(0.856)	1072434	160.000	150
18 Isophorone	82	6.350	6.320	(0.912)	1428963	160.000	150
19 2-Nitrophenol	139	6.426	6.406	(0.922)	605991	160.000	150
20 2,4-Dimethylphenol	107	6.609	6.590	(0.949)	540859	160.000	130
21 bis(2-Chloroethoxy)methane	93	6.728	6.709	(0.966)	824313	160.000	150
22 2,4-Dichlorophenol	162	6.836	6.817	(0.981)	1049082	160.000	170 (A)
* 23 Naphthalene-d8	136	6.966	6.957	(1.000)	624887	40.0000	
24 Naphthalene	128	6.998	6.989	(1.005)	2980730	160.000	160 (A)
25 4-Chloroaniline	127	7.150	7.141	(1.026)	294708	160.000	83
26 Hexachlorobutadiene	225	7.225	7.216	(1.037)	866692	160.000	150

Data File: S1E4592A.D  
Report Date: 01-Jun-2005 16:42

Compounds	QUANT	SIG	AMOUNTS				
			RT	EXP RT	REL RT	CAL-AMT	ON-COL
						( ng)	( ng)
=====	=====	==	=====	=====	=====	=====	=====
27 Caprolactam	113	7.873	7.767	(1.130)	186329	160.000	160 (A)
28 4-Chloro-3-Methylphenol	107	8.068	8.027	(1.158)	739508	160.000	150
29 2-Methylnaphthalene	142	8.100	8.081	(1.163)	2760169	160.000	190 (A)
30 Hexachlorocyclopentadiene	237	8.349	8.340	(0.859)	681577	160.000	160
31 2,4,6-Trichlorophenol	196	8.619	8.588	(0.887)	656772	160.000	160
32 2,4,5-Trichlorophenol	196	8.694	8.664	(0.894)	781259	160.000	160 (A)
\$ 33 2-Fluorobiphenyl	172	8.727	8.718	(0.898)	2493200	160.000	170 (A)
34 1,1'-Biphenyl	154	8.867	8.848	(0.912)	3175838	160.000	180 (A)
35 2-Chloronaphthalene	162	8.867	8.848	(0.912)	2364601	160.000	170 (A)
36 2-Nitroaniline	65	9.105	9.075	(0.937)	524092	160.000	140
37 Dimethylphthalate	163	9.451	9.431	(0.972)	1999499	160.000	160
38 2,6-Dinitrotoluene	165	9.537	9.507	(0.981)	456851	160.000	150
39 Acenaphthylene	152	9.494	9.485	(0.977)	2962524	160.000	170 (A)
40 3-Nitroaniline	138	9.786	9.744	(1.007)	509799	160.000	170 (A)
* 41 Acenaphthene-d10	164	9.721	9.712	(1.000)	337715	40.0000	
42 Acenaphthene	153	9.786	9.766	(1.007)	1953538	160.000	170 (A)
43 2,4-Dinitrophenol	184	9.969	9.939	(1.026)	300246	160.000	170 (A)
44 4-Nitrophenol	109	10.196	10.177	(1.049)	363628	160.000	160 (A)
45 Dibenzofuran	168	10.067	10.047	(1.036)	2535187	160.000	160 (A)
46 2,4-Dinitrotoluene	165	10.164	10.133	(1.046)	577894	160.000	150
47 Diethylphthalate	149	10.607	10.565	(1.091)	2976266	160.000	180 (A)
48 Fluorene	166	10.607	10.587	(1.091)	2591607	160.000	180 (A)
49 4-Chlorophenyl-phenylether	204	10.672	10.652	(1.098)	1025122	160.000	160
50 4-Nitroaniline	138	10.769	10.717	(1.108)	283057	160.000	140
51 4,6-Dinitro-2-methylphenol	198	10.823	10.782	(0.896)	414074	160.000	170 (A)
52 N-Nitrosodiphenylamine	169	10.888	10.868	(0.902)	1293222	160.000	160 (A)
\$ 53 2,4,6-Tribromophenol	330	11.006	10.987	(0.911)	639362	160.000	160 (A)
54 4-Bromophenyl-phenylether	248	11.439	11.419	(0.947)	774971	160.000	170 (A)
55 Hexachlorobenzene	284	11.471	11.451	(0.950)	978092	160.000	170 (A)
56 Atrazine	200	11.849	11.819	(0.981)	463640	160.000	150
57 Pentachlorophenol	266	11.838	11.819	(0.980)	484595	160.000	180 (A)
* 58 Phenanthrene-d10	188	12.076	12.056	(1.000)	473588	40.0000	
59 Phenanthrene	178	12.119	12.100	(1.004)	2906819	160.000	170 (A)
60 Anthracene	178	12.206	12.186	(1.011)	2645181	160.000	170 (A)
61 Carbazole	167	12.519	12.499	(1.037)	2016777	160.000	170 (A)
62 Di-n-butylphthalate	149	13.221	13.202	(1.095)	4180572	160.000	170 (A)
63 Fluoranthene	202	14.010	13.990	(1.160)	2885506	160.000	170 (A)
64 Pyrene	202	14.356	14.325	(0.880)	3371649	160.000	150
\$ 65 Terphenyl-d14	244	14.723	14.692	(0.903)	2740738	160.000	170 (A)
66 Butylbenzylphthalate	149	15.598	15.578	(0.956)	1856739	160.000	150
67 3,3'-Dichlorobenzidine	252	16.333	16.313	(1.001)	626168	160.000	130
68 Benzo(a)anthracene	228	16.300	16.270	(0.999)	3073093	160.000	150
* 69 Chrysene-d12	240	16.311	16.291	(1.000)	629735	40.0000	
70 Chrysene	228	16.365	16.335	(1.003)	3063333	160.000	150
71 bis(2-Ethylhexyl)phthalate	149	16.581	16.572	(1.017)	2668448	160.000	160
72 Di-n-octylphthalate	149	17.586	17.566	(0.955)	4496065	160.000	180 (A)
73 Benzo(b)fluoranthene	252	17.921	17.879	(0.974)	3758701	160.000	190 (A)

Data File: S1E4592A.D  
Report Date: 01-Jun-2005 16:42

Compounds	QUANT SIG				AMOUNTS		
	MASS	RT	EXP RT	REL RT	RESPONSE	CAL-AMT ( ng)	ON-COL ( ng)
=====	----	--	-----	-----	-----	-----	-----
74 Benzo(k) fluoranthene	252	17.964	17.923	(0.976)	2615656	160.000	160 (H)
75 Benzo(a)pyrene	252	18.353	18.322	(0.997)	2452165	160.000	170 (A)
* 76 Perylene-d12	264	18.407	18.398	(1.000)	383946	40.0000	
77 Indeno(1,2,3-cd)pyrene	276	19.768	19.738	(1.074)	3369417	160.000	180 (A)
78 Dibenzo(a,h)anthracene	278	19.811	19.770	(1.076)	3038010	160.000	180 (A)
79 Benzo(g,h,i)perylene	276	20.060	20.029	(1.090)	2830651	160.000	180 (A)

#### QC Flag Legend

- A - Target compound detected but, quantitated amount exceeded maximum amount.
- H - Operator selected an alternate compound hit.

out of  
AW

7C  
SEMIVOLATILE CONTINUING CALIBRATION CHECK

Lab Name: MITKEM CORPORATION Contract: \_\_\_\_\_  
 Lab Code: MITKEM Case No.: \_\_\_\_\_ SAS No.: \_\_\_\_\_ SDG No.: MD0618  
 Instrument ID: S1 Calibration Date: 06/06/05 Time: 1503  
 Lab File ID: S1E4631A Init. Calib. Date(s): 05/31/05 05/31/05  
 EPA Sample No. (SSTD050##): SSTD0501F Init. Calib. Times: 1509 1747  
 GC Column: DB-5MS ID: 0.25 (mm)

COMPOUND	RRF	RRF50	MIN RRF	%D	MAX %D
=====	=====	=====	=====	=====	=====
Benzaldehyde	0.703	0.346		-50.8	
Phenol	1.397	1.276	0.800	-8.7	25.0
bis (2-Chloroethyl) Ether	1.226	0.965	0.700	-21.3	25.0
2-Chlorophenol	1.546	1.408	0.800	-8.9	25.0
2-Methylphenol	0.968	0.993	0.700	2.6	25.0
2,2'-oxybis (1-Chloropropane)	1.547	1.671		8.0	
Acetophenone	1.566	1.590		1.5	
4-Methylphenol	1.003	1.026	0.600	2.3	25.0
N-Nitroso-di-n-propylamine	0.972	0.874	0.500	-10.1	25.0
Hexachloroethane	0.958	0.841	0.300	-12.2	25.0
Nitrobenzene	0.424	0.374	0.200	-11.8	25.0
Isophorone	0.616	0.631	0.400	2.4	25.0
2-Nitrophenol	0.244	0.212	0.100	-13.1	25.0
2,4-Dimethylphenol	0.258	0.282	0.200	9.3	25.0
bis (2-Chloroethoxy) methane	0.343	0.318	0.300	-7.3	25.0
2,4-Dichlorophenol	0.372	0.301	0.200	-19.1	25.0
Naphthalene	1.120	0.967	0.700	-13.7	25.0
4-Chloroaniline	0.259	0.405		56.4	
Hexachlorobutadiene	0.342	0.274		-19.9	
Caprolactam	0.075	0.073		-2.7	
4-Chloro-3-Methylphenol	0.288	0.261	0.200	-9.4	25.0
2-Methylnaphthalene	0.840	0.628	0.400	-25.2	25.0
Hexachlorocyclopentadiene	0.471	0.547		16.1	
2,4,6-Trichlorophenol	0.474	0.509	0.200	7.4	25.0
2,4,5-Trichlorophenol	0.567	0.531	0.200	-6.3	25.0
1,1'-Biphenyl	2.003	1.888		-5.7	
2-Chloronaphthalene	1.558	1.491	0.800	-4.3	25.0
2-Nitroaniline	0.450	0.493		9.6	
Dimethylphthalate	1.482	1.457		-1.7	
2,6-Dinitrotoluene	0.366	0.326	0.200	-10.9	25.0
Acenaphthylene	2.071	1.851	0.900	-10.6	25.0
3-Nitroaniline	0.351	0.352		0.3	
Acenaphthene	1.351	1.194	0.900	-11.6	25.0
2,4-Dinitrophenol	0.208	0.201		-3.4	
4-Nitrophenol	0.260	0.287		10.4	
Dibenzofuran	1.809	1.834	0.800	1.4	25.0

All other compounds must meet a minimum RRF of 0.010.

7D  
SEMIVOLATILE CONTINUING CALIBRATION CHECK

Lab Name: MITKEM CORPORATION Contract: \_\_\_\_\_  
 Lab Code: MITKEM Case No.: \_\_\_\_\_ SAS No.: \_\_\_\_\_ SDG No.: MD0618  
 Instrument ID: S1 Calibration Date: 06/06/05 Time: 1503  
 Lab File ID: S1E4631A Init. Calib. Date(s): 05/31/05 05/31/05  
 EPA Sample No. (SSTD050##): SSTD0501F Init. Calib. Times: 1509 1747  
 GC Column: DB-5MS ID: 0.25 (mm)

COMPOUND	RRF	RRF50	MIN RRF	%D	MAX %D
2,4-Dinitrotoluene	0.438	0.476	0.200	8.7	25.0
Diethylphthalate	1.897	2.279		20.1	
Fluorene	1.598	1.773	0.900	11.0	25.0
4-Chlorophenyl-phenylether	0.746	0.716	0.400	-4.0	25.0
4-Nitroaniline	0.226	0.261		15.5	
4,6-Dinitro-2-methylphenol	0.198	0.183		-7.6	
N-Nitrosodiphenylamine (1)	0.606	0.531		-12.4	
4-Bromophenyl-phenylether	0.350	0.324	0.100	-7.4	25.0
Hexachlorobenzene	0.456	0.401	0.100	-12.1	25.0
Atrazine	0.262	0.238		-9.2	
Pentachlorophenol	0.222	0.183	0.050	-17.6	25.0
Phenanthrene	1.340	1.079	0.700	-19.5	25.0
Anthracene	1.238	1.067	0.700	-13.8	25.0
Carbazole	0.892	0.984		10.3	
Di-n-butylphthalate	1.879	1.839		-2.1	
Fluoranthene	1.324	1.333	0.600	0.7	25.0
Pyrene	1.299	1.013	0.600	-22.0	25.0
Butylbenzylphthalate	0.732	0.625		-14.6	
3,3'-Dichlorobenzidine	0.314	0.253		-19.4	
Benzo(a)anthracene	1.262	1.143	0.800	-9.4	25.0
Chrysene	1.196	1.006	0.700	-15.9	25.0
bis(2-Ethylhexyl)phthalate	1.047	0.774		-26.1	
Di-n-octylphthalate	2.398	1.702		-29.0	
Benzo(b)fluoranthene	1.870	1.455	0.700	-22.2	25.0
Benzo(k)fluoranthene	1.768	1.481	0.700	-16.2	25.0
Benzo(a)pyrene	1.464	1.190	0.700	-18.7	25.0
Indeno(1,2,3-cd)pyrene	1.815	1.556	0.500	-14.3	25.0
Dibenzo(a,h)anthracene	1.583	1.362	0.400	-14.0	25.0
Benzo(g,h,i)perylene	1.539	1.382	0.500	-10.2	25.0
Nitrobenzene-d5	0.454	0.404	0.200	-11.0	25.0
2-Fluorobiphenyl	1.741	1.394	0.700	-19.9	25.0
Terphenyl-d14	0.976	0.903	0.500	-7.5	25.0
Phenol-d5	1.301	1.362	0.800	4.7	25.0
2-Fluorophenol	1.033	1.296	0.600	25.5	25.0
2,4,6-Tribromophenol	0.304	0.273		-10.2	
2-Chlorophenol-d4	1.706	1.628	0.800	-4.6	25.0
1,2-Dichlorobenzene-d4	1.177	0.979	0.400	-16.8	25.0

(1) Cannot be separated from Diphenylamine  
 All other compounds must meet a minimum RRF of 0.010.




Data File: \\AVOCADRO\ORGANICS\organic\svoa\S1.i\050606.B\51E4631A.D  
 Date : 06-JUN-2005 15:03  
 Client ID: SSTDO501F  
 Sample Info: SSTDO501F, SSTDO501F

Instrument: S1.i

Operator: AM SRC: AM  
 Column diameter: 0.25

Column phase: DB-5MS



Data File: S1E4631A.D  
Report Date: 06-Jun-2005 15:29

Mitkem Corporation

CLP OLM04.1 QUANTITATION REPORT

Data file : \\AVOGADRO\ORGANICS\organic\svoa\S1.i\050606.B\S1E4631A.D  
Lab Smp Id: SST0501F Client Smp ID: SST0501F  
Inj Date : 06-JUN-2005 15:03  
Operator : AW SRC: AW Inst ID: S1.i  
Smp Info : SST0501F,SST0501F  
Misc Info :  
Comment :  
Method : \\AVOGADRO\ORGANICS\organic\svoa\S1.i\050606.B\s1\_olm4\_2\_s.m  
Meth Date : 06-Jun-2005 15:28 mtl Quant Type: ISTD  
Cal Date : 06-JUN-2005 15:03 Cal File: S1E4631A.D  
Als bottle: 2 Continuing Calibration Sample  
Dil Factor: 1.00000  
Integrator: HP RTE Compound Sublist: OLM4.sub  
Target Version: 4.03  
Processing Host: TARGET11

Compounds	QUANT SIG	RT	EXP RT	REL RT	RESPONSE	AMOUNTS	
						CAL-AMT ( ng)	ON-COL ( ng)
=====	=====	==	=====	=====	=====	=====	=====
\$ 1 2-Fluorophenol	112	3.082	3.082	(0.632)	206610	50.0000	63
2 Benzaldehyde	77	4.260	4.260	(0.874)	55140	50.0000	25
\$ 3 Phenol-d5	99	4.497	4.497	(0.922)	217182	50.0000	52
4 Phenol	94	4.519	4.519	(0.927)	203415	50.0000	46
5 bis(2-Chloroethyl) Ether	93	4.584	4.584	(0.940)	153839	50.0000	39
\$ 6 2-Chlorophenol-d4	132	4.562	4.562	(0.936)	259613	50.0000	48
7 2-Chlorophenol	128	4.584	4.584	(0.940)	224461	50.0000	46
* 8 1,4-Dichlorobenzene-d4	152	4.875	4.875	(1.000)	127578	40.0000	
\$ 9 1,2-Dichlorobenzene-d4	152	5.081	5.081	(1.042)	156070	50.0000	42
10 2-Methylphenol	108	5.383	5.383	(1.104)	158294	50.0000	51
11 2,2'-oxybis(1-Chloropropane)	45	5.362	5.362	(1.100)	266493	50.0000	54
12 Acetophenone	105	5.524	5.524	(1.133)	253508	50.0000	51
13 4-Methylphenol	108	5.632	5.632	(1.155)	163657	50.0000	51
14 N-Nitroso-di-n-propylamine	70	5.578	5.578	(1.144)	139408	50.0000	45
15 Hexachloroethane	117	5.588	5.588	(1.146)	134134	50.0000	44
\$ 16 Nitrobenzene-d5	82	5.729	5.729	(0.845)	251884	50.0000	45
17 Nitrobenzene	77	5.751	5.751	(0.849)	233007	50.0000	44
18 Isophorone	82	6.150	6.150	(0.908)	393435	50.0000	51
19 2-Nitrophenol	139	6.237	6.237	(0.920)	132445	50.0000	44
20 2,4-Dimethylphenol	107	6.420	6.420	(0.947)	175692	50.0000	55
21 bis(2-Chloroethoxy)methane	93	6.539	6.539	(0.965)	198491	50.0000	46
22 2,4-Dichlorophenol	162	6.636	6.636	(0.979)	187549	50.0000	40
* 23 Naphthalene-d8	136	6.777	6.777	(1.000)	498744	40.0000	
24 Naphthalene	128	6.809	6.809	(1.005)	602881	50.0000	43
25 4-Chloroaniline	127	6.971	6.971	(1.029)	252525	50.0000	78
26 Hexachlorobutadiene	225	7.047	7.047	(1.040)	170847	50.0000	40

Data File: S1E4631A.D  
Report Date: 06-Jun-2005 15:29

Compounds	QUANT SIG	RT	EXP RT	REL RT	RESPONSE	AMOUNTS	
						CAL-AMT ( ng)	ON-COL ( ng)
=====	=====	==	=====	=====	=====	=====	=====
27 Caprolactam	113	7.598	7.598	(1.121)	45405	50.0000	49
28 4-Chloro-3-Methylphenol	107	7.857	7.857	(1.159)	162917	50.0000	45
29 2-Methylnaphthalene	142	7.901	7.901	(1.166)	391256	50.0000	37
30 Hexachlorocyclopentadiene	237	8.160	8.160	(0.857)	174199	50.0000	58
31 2,4,6-Trichlorophenol	196	8.408	8.408	(0.883)	162235	50.0000	54 (H)
32 2,4,5-Trichlorophenol	196	8.484	8.484	(0.891)	169189	50.0000	47
\$ 33 2-Fluorobiphenyl	172	8.538	8.538	(0.897)	444233	50.0000	40
34 1,1'-Biphenyl	154	8.668	8.668	(0.910)	601704	50.0000	47
35 2-Chloronaphthalene	162	8.657	8.657	(0.909)	475113	50.0000	48
36 2-Nitroaniline	65	8.894	8.894	(0.934)	157236	50.0000	55
37 Dimethylphthalate	163	9.262	9.262	(0.973)	464533	50.0000	49
38 2,6-Dinitrotoluene	165	9.327	9.327	(0.980)	103855	50.0000	44
39 Acenaphthylene	152	9.294	9.294	(0.976)	590021	50.0000	45
40 3-Nitroaniline	138	9.564	9.564	(1.005)	112189	50.0000	50
* 41 Acenaphthene-d10	164	9.521	9.521	(1.000)	254985	40.0000	
42 Acenaphthene	153	9.575	9.575	(1.006)	380451	50.0000	44
43 2,4-Dinitrophenol	184	9.748	9.748	(1.024)	63906	50.0000	48
44 4-Nitrophenol	109	9.986	9.986	(1.049)	91604	50.0000	55
45 Dibenzofuran	168	9.856	9.856	(1.035)	584612	50.0000	51
46 2,4-Dinitrotoluene	165	9.953	9.953	(1.045)	151661	50.0000	54
47 Diethylphthalate	149	10.396	10.396	(1.092)	726425	50.0000	60
48 Fluorene	166	10.396	10.396	(1.092)	565086	50.0000	55
49 4-Chlorophenyl-phenylether	204	10.472	10.472	(1.100)	228361	50.0000	48
50 4-Nitroaniline	138	10.547	10.547	(1.108)	83263	50.0000	58
51 4,6-Dinitro-2-methylphenol	198	10.601	10.601	(0.887)	105818	50.0000	46
52 N-Nitrosodiphenylamine	169	10.677	10.677	(0.893)	307770	50.0000	44 (H)
\$ 53 2,4,6-Tribromophenol	330	10.796	10.796	(0.903)	158249	50.0000	45
54 4-Bromophenyl-phenylether	248	11.228	11.228	(0.939)	188008	50.0000	46
55 Hexachlorobenzene	284	11.250	11.250	(0.941)	232593	50.0000	44
56 Atrazine	200	11.639	11.639	(0.974)	137889	50.0000	45
57 Pentachlorophenol	266	11.628	11.628	(0.973)	106364	50.0000	41
* 58 Phenanthrene-d10	188	11.865	11.865	(1.000)	463735	40.0000	(H)
59 Phenanthrene	178	11.909	11.909	(0.996)	625176	50.0000	40 (H)
60 Anthracene	178	11.984	11.984	(1.003)	618388	50.0000	43
61 Carbazole	167	12.308	12.308	(1.030)	570637	50.0000	55
62 Di-n-butylphthalate	149	13.021	13.021	(1.089)	1065995	50.0000	49 (H)
63 Fluoranthene	202	13.778	13.778	(1.153)	772452	50.0000	50 (H)
64 Pyrene	202	14.123	14.123	(0.878)	834057	50.0000	39
\$ 65 Terphenyl-d14	244	14.501	14.501	(0.902)	743184	50.0000	46
66 Butylbenzylphthalate	149	15.377	15.377	(0.956)	514759	50.0000	43
67 3,3'-Dichlorobenzidine	252	16.111	16.111	(1.002)	208314	50.0000	40
68 Benzo(a)anthracene	228	16.057	16.057	(0.999)	940814	50.0000	45
* 69 Chrysene-d12	240	16.079	16.079	(1.000)	658771	40.0000	
70 Chrysene	228	16.122	16.122	(1.003)	828252	50.0000	42
71 bis(2-Ethylhexyl)phthalate	149	16.381	16.381	(1.019)	637540	50.0000	37
72 Di-n-octylphthalate	149	17.375	17.375	(0.956)	1020112	50.0000	35
73 Benzo(b)fluoranthene	252	17.667	17.667	(0.972)	872034	50.0000	39

Data File: S1E4631A.D  
Report Date: 06-Jun-2005 15:29

Compounds	QUANT SIG		RT	EXP RT	REL RT	RESPONSE	AMOUNTS	
	MASS						CAL-AMT	ON-COL
=====	=====							
74 Benzo(k)fluoranthene	252		17.710	17.710	(0.974)	887921	50.0000 42	
75 Benzo(a)pyrene	252		18.099	18.099	(0.996)	713004	50.0000 41	
* 76 Perylene-d12	264		18.175	18.175	(1.000)	479495	40.0000	
77 Indeno(1,2,3-cd)pyrene	276		19.514	19.514	(1.074)	932374	50.0000 43	
78 Dibenzo(a,h)anthracene	278		19.547	19.547	(1.075)	816068	50.0000 43	
79 Benzo(g,h,i)perylene	276		19.806	19.806	(1.090)	828487	50.0000 45	

#### QC Flag Legend

H - Operator selected an alternate compound hit.

06/08/05  
AL

Date : 31-MAY-2005 14:53

Client ID: DFTPP1B

Instrument: S1.i

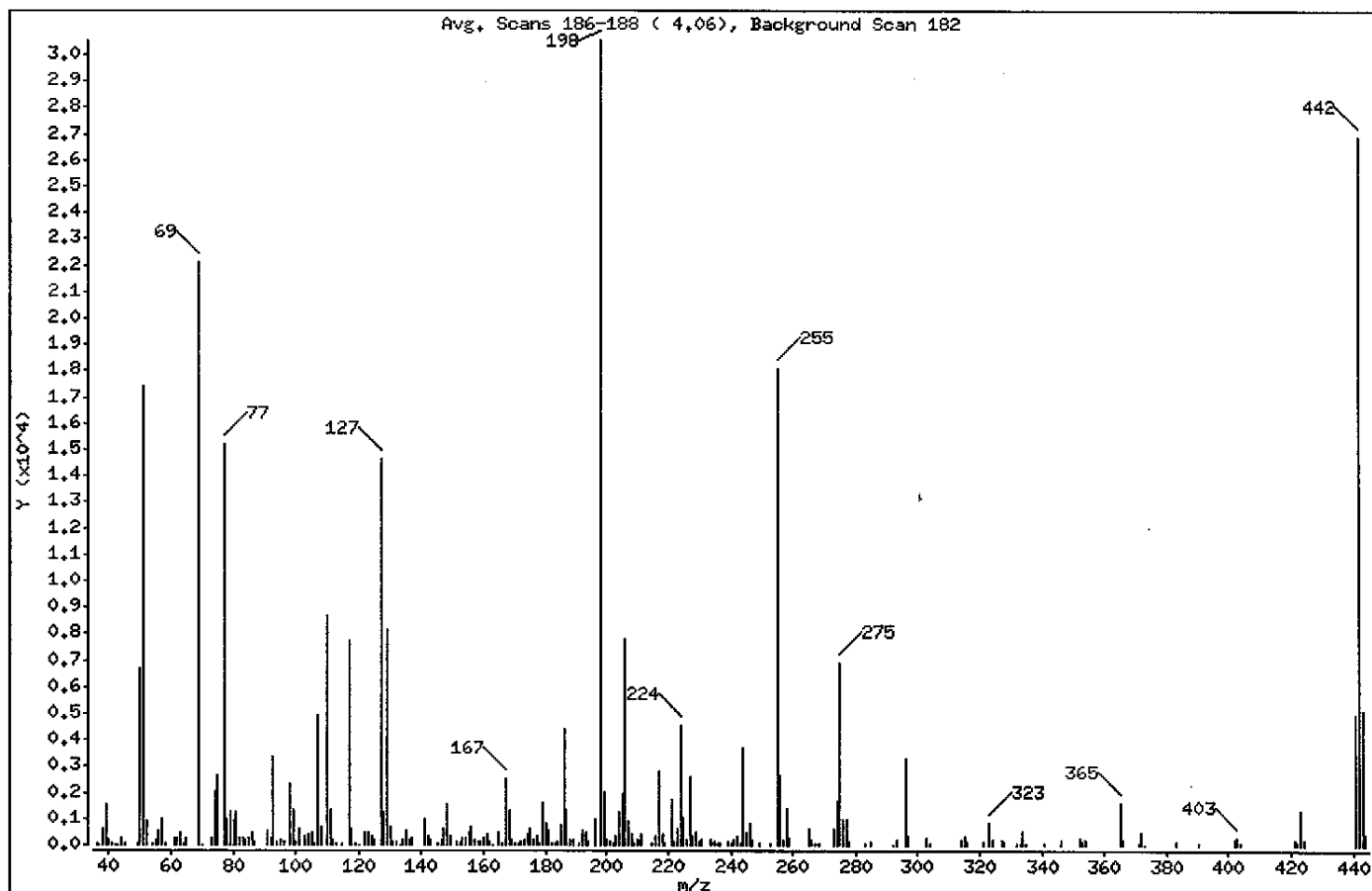
Sample Info: DFTPP1B,DFTPP1B

Operator: AM SRC: AM

Column phase: DB-5MS

Column diameter: 0,25

1 dftpp



m/e	ION ABUNDANCE CRITERIA	% RELATIVE ABUNDANCE
198	Base Peak, 100% relative abundance	100.00
51	30.00 - 80.00% of mass 198	56.87
68	Less than 2.00% of mass 69	0.00 ( 0.00)
69	Mass 69 relative abundance	72.47
70	Less than 2.00% of mass 69	0.02 ( 0.03)
127	25.00 - 75.00% of mass 198	47.92
197	Less than 1.00% of mass 198	0.00
199	5.00 - 9.00% of mass 198	6.64
275	10.00 - 30.00% of mass 198	22.61
365	Greater than 0.75% of mass 198	5.37
441	Present, but less than mass 443	16.42
442	40.00 - 110.00% of mass 198	88.02
443	15.00 - 24.00% of mass 442	16.82 ( 19.11)

Date : 31-MAY-2005 14:53

Client ID: DFTPP1B

Instrument: S1.i

Sample Info: DFTPP1B,DFTPP1B

Operator: AM SRC: AM

Column phase: DB-5MS

Column diameter: 0.25

Data File: S1E4590A.D

Spectrum: Avg. Scans 186-188 ( 4.06), Background Scan 182

Location of Maximum: 198.00

Number of points: 234

m/z	Y	m/z	Y	m/z	Y	m/z	Y
36.00	66	113.00	81	182.00	82	256.00	2674
37.00	2	115.00	57	183.00	41	257.00	181
38.00	606	117.00	7764	184.00	144	258.00	1439
39.00	1557	118.00	630	185.00	761	259.00	256
40.00	233	119.00	51	186.00	4446	265.00	664
41.00	99	120.00	35	187.00	1305	266.00	198
42.00	10	122.00	484	188.00	205	267.00	48
43.00	16	123.00	516	189.00	240	268.00	42
44.00	260	124.00	346	191.00	101	273.00	630
45.00	57	125.00	243	192.00	531	274.00	1711
49.00	38	127.00	14648	193.00	482	275.00	6911
50.00	6664	128.00	1295	194.00	143	276.00	963
51.00	17376	129.00	8200	196.00	993	277.00	969
52.00	892	130.00	722	198.00	30560	278.00	108
54.00	38	131.00	170	199.00	2031	283.00	36
55.00	191	132.00	118	200.00	194	285.00	118
56.00	583	133.00	34	201.00	123	292.00	34
57.00	1011	134.00	233	202.00	60	293.00	192
58.00	77	135.00	545	203.00	347	296.00	3322
61.00	278	136.00	205	204.00	1241	297.00	385
62.00	271	137.00	259	205.00	1977	303.00	298
63.00	475	141.00	987	206.00	7787	304.00	41
64.00	93	142.00	348	207.00	935	314.00	180
65.00	266	143.00	204	208.00	397	315.00	340
69.00	22144	145.00	59	209.00	60	316.00	158
70.00	7	146.00	193	210.00	241	321.00	115
73.00	272	147.00	625	211.00	429	323.00	852
74.00	2062	148.00	1577	215.00	48	324.00	182
75.00	2700	149.00	318	216.00	362	327.00	203
77.00	15180	151.00	130	217.00	2819	328.00	109
78.00	998	152.00	81	218.00	396	332.00	73
79.00	1274	153.00	257	219.00	36	333.00	92
80.00	921	154.00	252	221.00	1747	334.00	571
81.00	1279	155.00	463	222.00	155	335.00	83
82.00	260	156.00	697	223.00	656	341.00	93

Date : 31-MAY-2005 14:53

Client ID: DFTPP1B

Instrument: S1.i

Sample Info: DFTPP1B,DFTPP1B

Operator: AW SRC: AW

Column phase: DB-5MS

Column diameter: 0.25

Data File: S1E4590A.D

Spectrum: Avg. Scans 186-188 ( 4.06), Background Scan 182

Location of Maximum: 198.00

Number of points: 234

m/z	Y	m/z	Y	m/z	Y	m/z	Y
-----							
83.00	293	157.00	204	224.00	4608	346.00	230
84.00	205	158.00	153	225.00	1032	352.00	280
85.00	275	159.00	130	226.00	178	353.00	174
86.00	528	160.00	300	227.00	2582	354.00	244
87.00	106	161.00	417	228.00	372	365.00	1640
-----							
91.00	582	162.00	137	229.00	472	366.00	187
92.00	252	163.00	35	230.00	120	371.00	91
93.00	3379	165.00	461	231.00	195	372.00	478
94.00	157	166.00	105	234.00	231	373.00	35
95.00	233	167.00	2520	235.00	135	383.00	164
-----							
96.00	108	168.00	1309	236.00	64	390.00	42
98.00	2307	169.00	229	237.00	66	402.00	205
99.00	1310	170.00	102	239.00	138	403.00	263
100.00	140	171.00	41	240.00	43	404.00	78
101.00	658	172.00	175	241.00	215	421.00	186
-----							
103.00	333	173.00	187	242.00	358	422.00	106
104.00	396	174.00	406	243.00	76	423.00	1371
105.00	495	175.00	657	244.00	3717	424.00	243
106.00	94	176.00	191	245.00	474	441.00	5018
107.00	4916	177.00	343	246.00	874	442.00	26904
-----							
108.00	682	178.00	50	247.00	215	443.00	5142
110.00	8677	179.00	1635	249.00	46	444.00	433
111.00	1305	180.00	864	253.00	105		
112.00	207	181.00	570	255.00	18112		
-----							

Date : 31-MAY-2005 14:53

Client ID: DFTPP1B

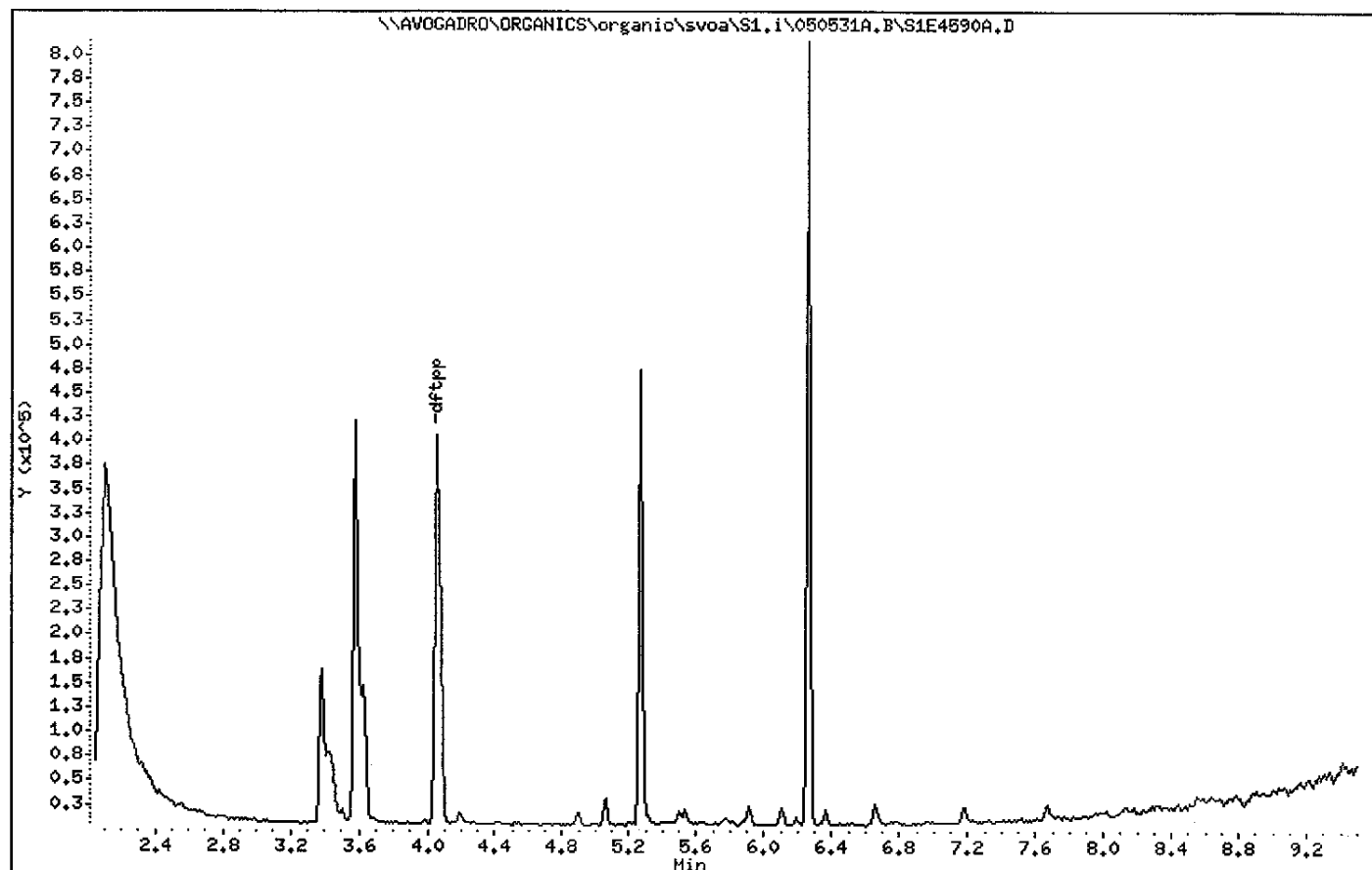
Instrument: S1.i

Sample Info: DFTPP1B,DFTPP1B

Operator: AW SRC: AW

Column phase: DB-5MS

Column diameter: 0,25





Date : 06-JUN-2005 14:12

Client ID: DFTPP1F

Instrument: S1.i

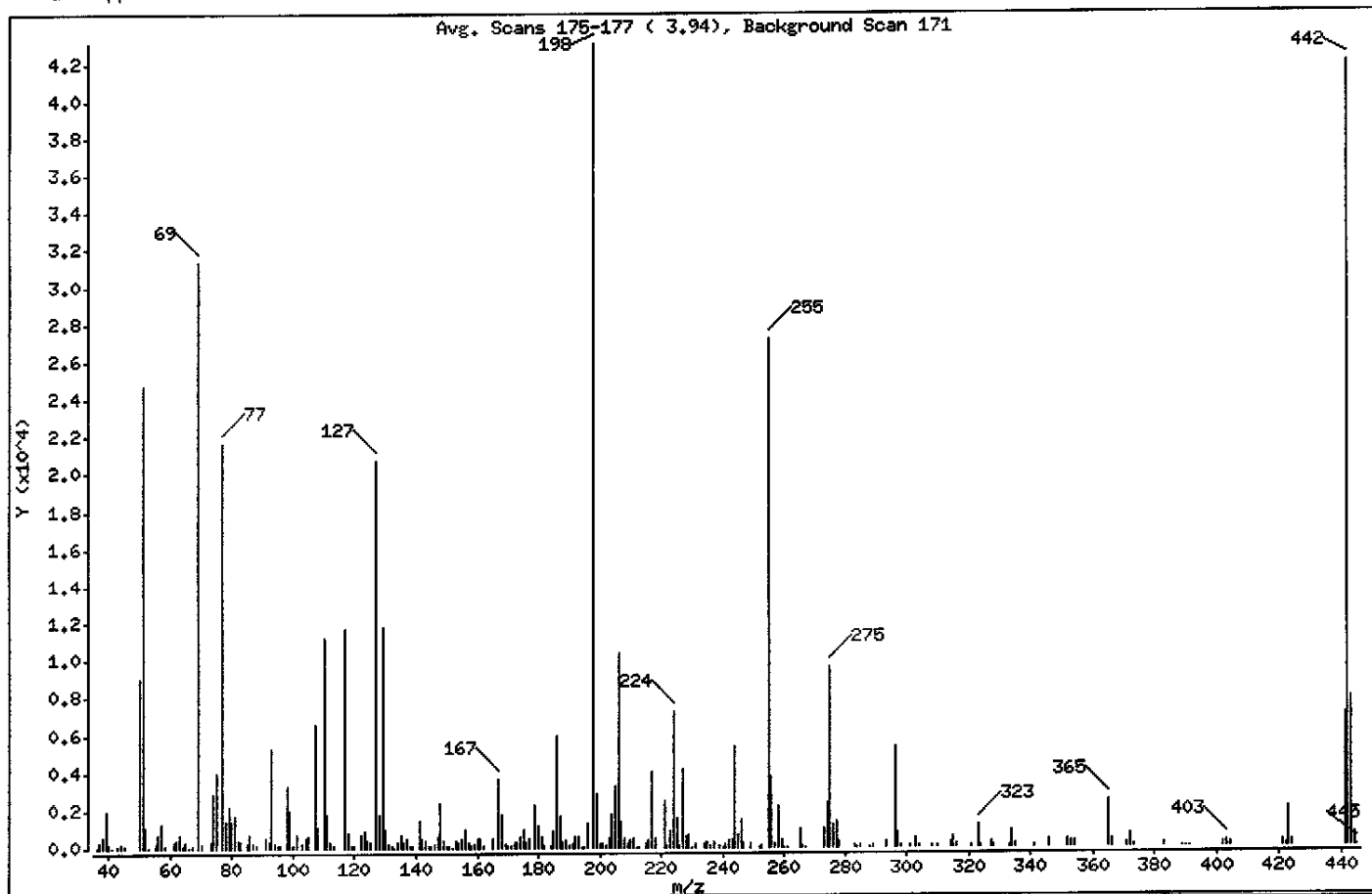
Sample Info: DFTPP1F,DFTPP1F

Operator: AW

Column phase: DB-5MS

Column diameter: 0.25

1 dftpp



m/e	ION ABUNDANCE CRITERIA	% RELATIVE ABUNDANCE
198	Base Peak, 100% relative abundance	100.00
51	30.00 - 80.00% of mass 198	57.41
68	Less than 2.00% of mass 69	0.00 ( 0.00)
69	Mass 69 relative abundance	72.72
70	Less than 2.00% of mass 69	0.43 ( 0.59)
127	25.00 - 75.00% of mass 198	48.20
197	Less than 1.00% of mass 198	0.00
199	5.00 - 9.00% of mass 198	6.80
275	10.00 - 30.00% of mass 198	22.46
365	Greater than 0.75% of mass 198	5.71
441	Present, but less than mass 443	16.35
442	40.00 - 110.00% of mass 198	97.47
443	15.00 - 24.00% of mass 442	18.39 ( 18.87)

Date : 06-JUN-2005 14:12

Client ID: DFTPP1F

Instrument: S1.i

Sample Info: DFTPP1F,DFTPP1F

Operator: AW

Column phase: DB-5MS

Column diameter: 0.25

Data File: S1E4630.D

Spectrum: Avg. Scans 175-177 ( 3.94), Background Scan 171

Location of Maximum: 198.00

Number of points: 245

m/z	Y	m/z	Y	m/z	Y	m/z	Y
36.00	48	120.00	120	190.00	90	266.00	93
37.00	279	122.00	652	191.00	219	267.00	34
38.00	572	123.00	881	192.00	641	273.00	1000
39.00	1943	124.00	443	193.00	640	274.00	2338
40.00	223	125.00	321	194.00	40	275.00	9671
41.00	21	127.00	20752	195.00	44	276.00	1230
43.00	119	128.00	1774	196.00	1280	277.00	1395
44.00	163	129.00	11824	198.00	43056	278.00	251
45.00	57	130.00	978	199.00	2926	283.00	108
50.00	9005	131.00	154	200.00	245	284.00	41
51.00	24720	132.00	109	201.00	190	285.00	140
52.00	1131	133.00	34	202.00	74	288.00	41
53.00	42	134.00	255	203.00	493	289.00	61
55.00	192	135.00	656	204.00	1767	293.00	301
56.00	696	136.00	296	205.00	3290	296.00	5352
57.00	1320	137.00	496	206.00	10431	297.00	794
58.00	99	138.00	63	207.00	1349	298.00	51
61.00	283	139.00	85	208.00	487	301.00	51
62.00	382	141.00	1503	209.00	183	303.00	500
63.00	690	142.00	465	210.00	352	304.00	111
64.00	87	143.00	360	211.00	502	308.00	50
65.00	275	144.00	102	212.00	34	310.00	58
66.00	39	145.00	91	213.00	34	314.00	262
67.00	106	146.00	222	215.00	161	315.00	639
69.00	31312	147.00	601	216.00	374	316.00	232
70.00	186	148.00	2413	217.00	4068	321.00	132
73.00	302	149.00	441	218.00	461	323.00	1169
74.00	2920	150.00	84	221.00	2454	324.00	145
75.00	3980	151.00	147	222.00	84	327.00	304
77.00	21648	152.00	43	223.00	938	328.00	133
78.00	1373	153.00	401	224.00	7218	333.00	131
79.00	2158	154.00	301	225.00	1624	334.00	868
80.00	1431	155.00	535	226.00	83	335.00	227
81.00	1703	156.00	995	227.00	4135	341.00	63
82.00	423	157.00	340	228.00	593	346.00	371

Date : 06-JUN-2005 14:12

Client ID: DFTPP1F

Instrument: S1.i

Sample Info: DFTPP1F,DFTPP1F

Operator: AW

Column phase: DB-5MS

Column diameter: 0.25

Data File: S1E4630.D

Spectrum: Avg. Scans 175-177 ( 3.94), Background Scan 171

Location of Maximum: 198.00

Number of points: 245

m/z	Y	m/z	Y	m/z	Y	m/z	Y
-----							
83.00	254	158.00	106	229.00	650	352.00	350
85.00	242	159.00	157	230.00	36	353.00	252
86.00	693	160.00	462	231.00	193	354.00	317
87.00	217	161.00	536	234.00	211	365.00	2458
88.00	80	162.00	117	235.00	282	366.00	409
-----							
91.00	455	165.00	508	236.00	126	371.00	170
92.00	266	167.00	3694	237.00	293	372.00	744
93.00	5224	168.00	1832	239.00	142	373.00	136
94.00	224	169.00	226	240.00	47	383.00	172
95.00	103	170.00	123	241.00	228	389.00	44
-----							
96.00	111	171.00	83	242.00	425	390.00	39
98.00	3255	172.00	249	243.00	384	391.00	34
99.00	1964	173.00	283	244.00	5362	402.00	239
100.00	127	174.00	560	245.00	728	403.00	322
101.00	742	175.00	949	246.00	1456	404.00	175
-----							
103.00	220	176.00	344	247.00	217	421.00	311
104.00	506	177.00	454	249.00	175	422.00	86
105.00	561	179.00	2309	252.00	45	423.00	2105
107.00	6537	180.00	1223	253.00	125	424.00	343
108.00	1050	181.00	592	255.00	27144	441.00	7040
-----							
110.00	11223	182.00	101	256.00	3815	442.00	41968
111.00	1749	184.00	59	257.00	202	443.00	7919
112.00	302	185.00	926	258.00	2183	444.00	712
113.00	63	186.00	6001	259.00	402	445.00	33
117.00	11693	187.00	1703	260.00	47		
-----							
118.00	770	188.00	289	261.00	35		
119.00	84	189.00	409	265.00	1006		
-----							

Data File: \\AVOGADRO\ORGANICS\organic\svoa\S1.i\050606.B\S1E4630.D

Page 1

Date : 06-JUN-2005 14:12

Client ID: DFTPP1F

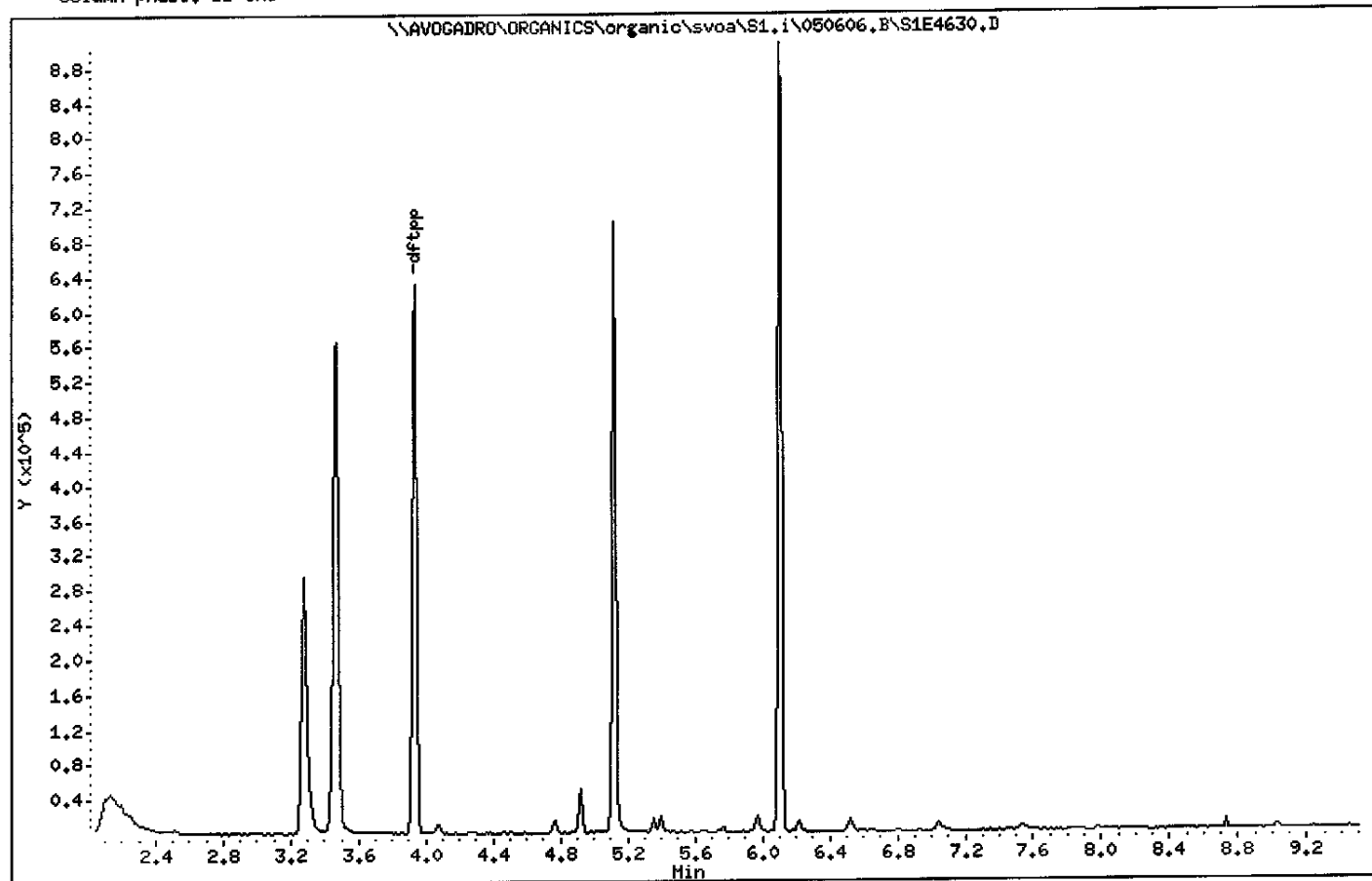
Instrument: S1.i

Sample Info: DFTPP1F,DFTPP1F

Operator: AW

Column phase: DB-5MS

Column diameter: 0.25



1C  
SEMIVOLATILE ORGANICS ANALYSIS DATA SHEET

EPA SAMPLE NO.

SBLK1C

Lab Name: MITKEM CORPORATION Contract: \_\_\_\_\_

Lab Code: MITKEM Case No.: \_\_\_\_\_ SAS No.: \_\_\_\_\_ SDG No.: MD0618

Matrix: (soil/water) WATER Lab Sample ID: MB-18321

Sample wt/vol: 1000 (g/mL) ML Lab File ID: S1E4632

Level: (low/med) LOW Date Received: \_\_\_\_\_

% Moisture: \_\_\_\_\_ Decanted: (Y/N) \_\_\_\_\_ Date Extracted: 05/31/05

Concentrated Extract Volume: 1000 (uL) Date Analyzed: 06/06/05

Injection Volume: 2.0 (uL) Dilution Factor: 1.0

GPC Cleanup: (Y/N) N pH: \_\_\_\_\_ Extraction: (Type) CONT

CONCENTRATION UNITS:  
(ug/L or ug/Kg) UG/L Q

CAS NO.	COMPOUND		
100-52-7	Benzaldehyde	10	U
108-95-2	Phenol	10	U
111-44-4	bis(2-Chloroethyl) Ether	10	U
95-57-8	2-Chlorophenol	10	U
95-48-7	2-Methylphenol	10	U
108-60-1	2,2'-oxybis(1-Chloropropane)	10	U
98-86-2	Acetophenone	10	U
106-44-5	4-Methylphenol	10	U
621-64-7	N-Nitroso-di-n-propylamine	10	U
67-72-1	Hexachloroethane	10	U
98-95-3	Nitrobenzene	10	U
78-59-1	Isophorone	10	U
88-75-5	2-Nitrophenol	10	U
105-67-9	2,4-Dimethylphenol	10	U
111-91-1	bis(2-Chloroethoxy) methane	10	U
120-83-2	2,4-Dichlorophenol	10	U
91-20-3	Naphthalene	10	U
106-47-8	4-Chloroaniline	10	U
87-68-3	Hexachlorobutadiene	10	U
105-60-2	Caprolactam	10	U
59-50-7	4-Chloro-3-Methylphenol	10	U
91-57-6	2-Methylnaphthalene	10	U
77-47-4	Hexachlorocyclopentadiene	10	U
88-06-2	2,4,6-Trichlorophenol	10	U
95-95-4	2,4,5-Trichlorophenol	25	U
92-52-4	1,1'-Biphenyl	10	U
91-58-7	2-Chloronaphthalene	10	U
88-74-4	2-Nitroaniline	25	U
131-11-3	Dimethylphthalate	10	U
606-20-2	2,6-Dinitrotoluene	10	U
208-96-8	Acenaphthylene	10	U
99-09-2	3-Nitroaniline	25	U
83-32-9	Acenaphthene	10	U

1D  
SEMIVOLATILE ORGANICS ANALYSIS DATA SHEET

EPA SAMPLE NO.

SBLK1C

Lab Name: MITKEM CORPORATION Contract: \_\_\_\_\_

Lab Code: MITKEM Case No.: \_\_\_\_\_ SAS No.: \_\_\_\_\_ SDG No.: MD0618

Matrix: (soil/water) WATER Lab Sample ID: MB-18321

Sample wt/vol: 1000 (g/mL) ML Lab File ID: S1E4632

Level: (low/med) LOW Date Received: \_\_\_\_\_

% Moisture: \_\_\_\_\_ Decanted: (Y/N) \_\_\_\_\_ Date Extracted: 05/31/05

Concentrated Extract Volume: 1000 (uL) Date Analyzed: 06/06/05

Injection Volume: 2.0 (uL) Dilution Factor: 1.0

GPC Cleanup: (Y/N) N pH: \_\_\_\_\_ Extraction: (Type) CONT

CONCENTRATION UNITS:  
(ug/L or ug/Kg) UG/L Q

CAS NO.	COMPOUND		
51-28-5	2,4-Dinitrophenol	25	U
100-02-7	4-Nitrophenol	25	U
132-64-9	Dibenzofuran	10	U
121-14-2	2,4-Dinitrotoluene	10	U
84-66-2	Diethylphthalate	10	U
86-73-7	Fluorene	10	U
7005-72-3	4-Chlorophenyl-phenylether	10	U
100-01-6	4-Nitroaniline	25	U
534-52-1	4,6-Dinitro-2-methylphenol	25	U
86-30-6	N-Nitrosodiphenylamine (1)	10	U
101-55-3	4-Bromophenyl-phenylether	10	U
118-74-1	Hexachlorobenzene	10	U
1912-24-9	Atrazine	10	U
87-86-5	Pentachlorophenol	25	U
85-01-8	Phenanthrene	10	U
120-12-7	Anthracene	10	U
86-74-8	Carbazole	10	U
84-74-2	Di-n-butylphthalate	10	U
206-44-0	Fluoranthene	10	U
129-00-0	Pyrene	10	U
85-68-7	Butylbenzylphthalate	10	U
91-94-1	3,3'-Dichlorobenzidine	10	U
56-55-3	Benzo(a)anthracene	10	U
218-01-9	Chrysene	10	U
117-81-7	bis(2-Ethylhexyl)phthalate	10	U
117-84-0	Di-n-octylphthalate	10	U
205-99-2	Benzo(b)fluoranthene	10	U
207-08-9	Benzo(k)fluoranthene	10	U
50-32-8	Benzo(a)pyrene	10	U
193-39-5	Indeno(1,2,3-cd)pyrene	10	U
53-70-3	Dibenzo(a,h)anthracene	10	U
191-24-2	Benzo(g,h,i)perylene	10	U

(1) - Cannot be separated from Diphenylamine

1G  
SEMIVOLATILE ORGANICS ANALYSIS DATA SHEET  
TENTATIVELY IDENTIFIED COMPOUNDS

EPA SAMPLE NO.

SBLK1C

Lab Name: MITKEM CORPORATION Contract: \_\_\_\_\_

Lab Code: MITKEM Case No.: \_\_\_\_\_ SAS No.: \_\_\_\_\_ SDG No.: MD0618

Matrix: (soil/water) WATER Lab Sample ID: MB-18321

Sample wt/vol: 1000 (g/mL) ML Lab File ID: S1E4632

Level: (low/med) LOW Date Received: \_\_\_\_\_

% Moisture: \_\_\_\_\_ Decanted: (Y/N) \_\_\_\_\_ Date Extracted: 05/31/05

Concentrated Extract Volume: 1000 (uL) Date Analyzed: 06/06/05

Injection Volume: 2.0 (uL) Dilution Factor: 1.0

GPC Cleanup: (Y/N) N pH: \_\_\_\_\_ Extraction: (Type) CONT

Number TICs found: 0

CONCENTRATION UNITS:  
(ug/L or ug/Kg) ug/L

CAS NUMBER	COMPOUND NAME	RT	EST. CONC.	Q
=====	=====	=====	=====	=====
1.				
2.				
3.				
4.				
5.				
6.				
7.				
8.				
9.				
10.				
11.				
12.				
13.				
14.				
15.				
16.				
17.				
18.				
19.				
20.				
21.				
22.				
23.				
24.				
25.				
26.				
27.				
28.				
29.				
30.				

Data File: \\AVOCADRO\ORGANICS\organic\svoa\S1.i\050606.B\S1E4632.D

Date : 06-JUN-2005 15:34

Client ID: SBLK4C

Sample Info: MB-18321,SBLK4C,18321

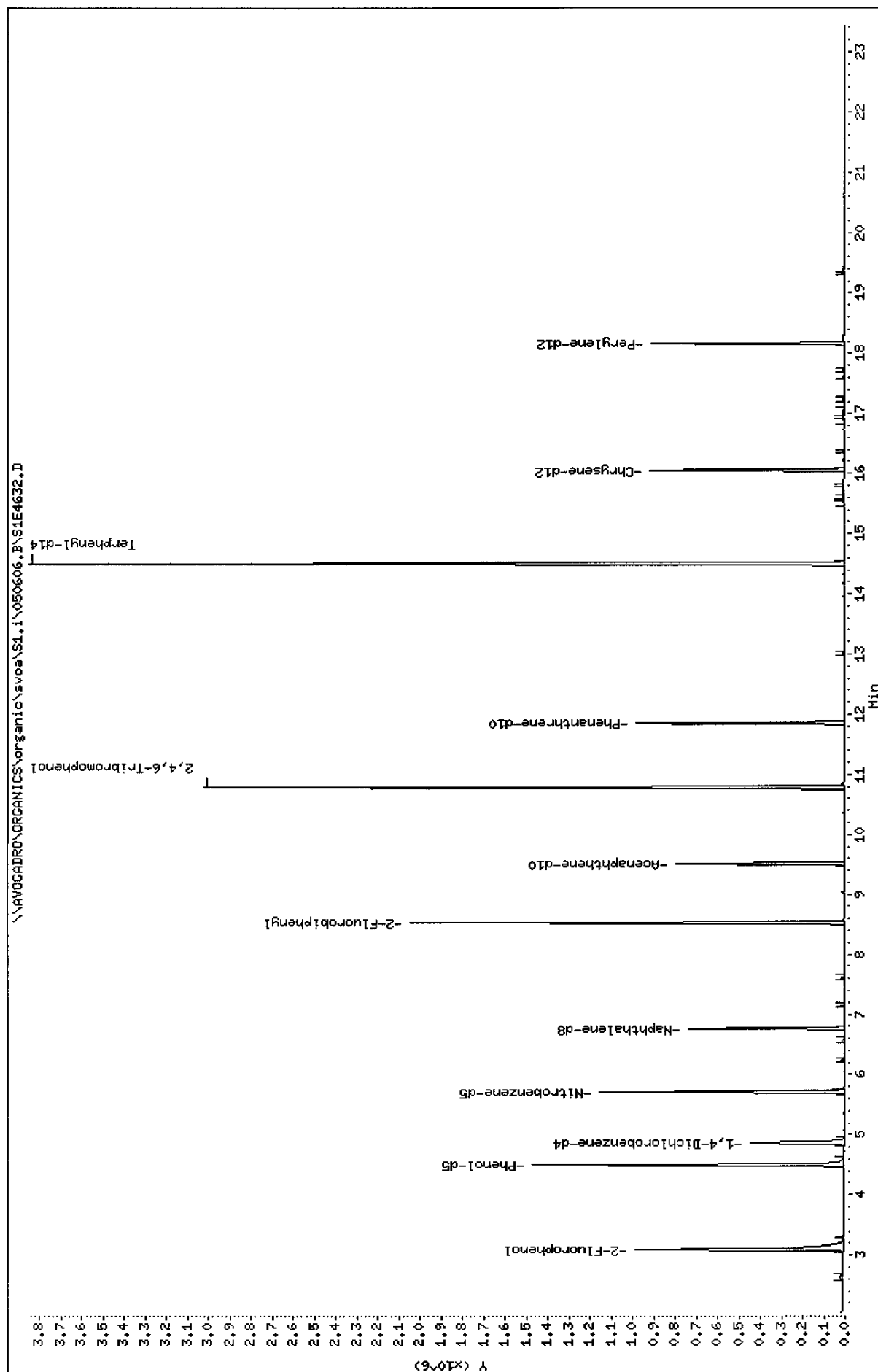
Volume Injected (ul): 2.0

Column phase: DB-SMS

Instrument: S1.i

Operator: AM SRC: LIMS

Column diameter: 0.25





Data File: S1E4632.D  
Report Date: 08-Jun-2005 15:09

Mitkem Corporation

CLP OLM04.1 QUANTITATION REPORT

Data file : \\AVOGADRO\ORGANICS\organic\svoa\S1.i\050606.B\S1E4632.D  
Lab Smp Id: MB-18321 Client Smp ID: SBLK1C  
Inj Date : 06-JUN-2005 15:34  
Operator : AW SRC: LIMS Inst ID: S1.i  
Smp Info : MB-18321,SBLK1C,18321  
Misc Info :  
Comment :  
Method : \\AVOGADRO\ORGANICS\organic\svoa\S1.i\050606.B\s1\_olm4\_2\_S.m  
Meth Date : 06-Jun-2005 15:28 mtl Quant Type: ISTD  
Cal Date : 06-JUN-2005 15:03 Cal File: S1E4631A.D  
Als bottle: 3 QC Sample: BLANK ✓  
Dil Factor: 1.00000  
Integrator: HP RTE Compound Sublist: OLM4.sub  
Target Version: 4.03  
Processing Host: TARGET11

Concentration Formula:  $\text{Amt} * \text{DF} * \text{Uf} * (\text{Vt}/\text{Vi}) * (1/\text{Vo})$

Name	Value	Description
DF	1.000	Dilution Factor
Uf	1.000	GPC Correction Factor
Vt	1000.000	Volume of final extract (uL)
Vi	2.000	Volume injected (uL)
Vo	1000.000	Volume of sample extracted (mL)

Compounds	QUANT SIG MASS	RT	EXP RT	REL RT	RESPONSE	CONCENTRATIONS	
						ON-COLUMN ( ng)	FINAL ( ug/L)
\$ 1 2-Fluorophenol	112	3.096	3.082	(0.635)	555060	156.166	78
\$ 3 Phenol-d5	99	4.500	4.497	(0.922)	596958	159.778	80
* 8 1,4-Dichlorobenzene-d4	152	4.878	4.875	(1.000)	109736	40.0000	
\$ 16 Nitrobenzene-d5	82	5.721	5.729	(0.845)	412398	100.070	50
* 23 Naphthalene-d8	136	6.769	6.777	(1.000)	408000	40.0000	
\$ 33 2-Fluorobiphenyl	172	8.530	8.538	(0.896)	842344	93.2386	47
* 41 Acenaphthene-d10	164	9.524	9.521	(1.000)	259279	40.0000	
\$ 53 2,4,6-Tribromophenol	330	10.788	10.796	(0.910)	615329	193.994	97 (AR)
* 58 Phenanthrene-d10	188	11.857	11.865	(1.000)	464748	40.0000	
\$ 65 Terphenyl-d14	244	14.504	14.501	(0.903)	1640438	155.010	78 (R)
* 69 Chrysene-d12	240	16.060	16.079	(1.000)	469039	40.0000	
* 76 Perylene-d12	264	18.167	18.175	(1.000)	456732	40.0000	

06/08/05  
AW

Data File: S1E4632.D  
Report Date: 08-Jun-2005 15:09

QC Flag Legend

- A - Target compound detected but, quantitated amount exceeded maximum amount.
- R - Spike/Surrogate failed recovery limits.

Data File: S1E4632.D  
Report Date: 08-Jun-2005 15:09

Mitkem Corporation

CLP OLM04.1 QUANTITATION REPORT

Data file : \\AVOGADRO\ORGANICS\organic\svoa\S1.i\050606.B\S1E4632.D  
Lab Smp Id: MB-18321 Client Smp ID: SBLK1C  
Inj Date : 06-JUN-2005 15:34  
Operator : AW SRC: LIMS Inst ID: S1.i  
Smp Info : MB-18321,SBLK1C,18321  
Misc Info :  
Comment :  
Method : \\AVOGADRO\ORGANICS\organic\svoa\S1.i\050606.B\s1\_olm4\_2\_S.m  
Meth Date : 06-Jun-2005 15:28 mtl Quant Type: ISTD  
Cal Date : 06-JUN-2005 15:03 Cal File: S1E4631A.D  
Als bottle: 3 QC Sample: BLANK  
Dil Factor: 1.00000  
Integrator: HP RTE Compound Sublist: OLM4.sub  
Target Version: 4.03  
Processing Host: TARGET11

- NO TENTATIVELY IDENTIFIED COMPOUNDS -

1C  
SEMIVOLATILE ORGANICS ANALYSIS DATA SHEET

EPA SAMPLE NO.

S1CLCS

Lab Name: MITKEM CORPORATION Contract: \_\_\_\_\_

Lab Code: MITKEM Case No.: \_\_\_\_\_ SAS No.: \_\_\_\_\_ SDG No.: MD0618

Matrix: (soil/water) WATER Lab Sample ID: LCS-18321

Sample wt/vol: 1000 (g/mL) ML Lab File ID: S1E4633

Level: (low/med) LOW Date Received: \_\_\_\_\_

% Moisture: \_\_\_\_\_ Decanted: (Y/N) \_\_\_\_\_ Date Extracted: 05/31/05

Concentrated Extract Volume: 1000 (uL) Date Analyzed: 06/06/05

Injection Volume: 2.0 (uL) Dilution Factor: 1.0

GPC Cleanup: (Y/N) N pH: \_\_\_\_\_ Extraction: (Type) CONT

CONCENTRATION UNITS:  
(ug/L or ug/Kg) UG/L Q

CAS NO.	COMPOUND		
100-52-7	Benzaldehyde	10	U
108-95-2	Phenol	73	
111-44-4	bis(2-Chloroethyl) Ether	10	U
95-57-8	2-Chlorophenol	65	
95-48-7	2-Methylphenol	10	U
108-60-1	2,2'-oxybis(1-Chloropropane)	10	U
98-86-2	Acetophenone	10	U
106-44-5	4-Methylphenol	10	U
621-64-7	N-Nitroso-di-n-propylamine	47	
67-72-1	Hexachloroethane	10	U
98-95-3	Nitrobenzene	10	U
78-59-1	Isophorone	10	U
88-75-5	2-Nitrophenol	10	U
105-67-9	2,4-Dimethylphenol	10	U
111-91-1	bis(2-Chloroethoxy) methane	10	U
120-83-2	2,4-Dichlorophenol	10	U
91-20-3	Naphthalene	10	U
106-47-8	4-Chloroaniline	10	U
87-68-3	Hexachlorobutadiene	10	U
105-60-2	Caprolactam	10	U
59-50-7	4-Chloro-3-Methylphenol	110	E
91-57-6	2-Methylnaphthalene	10	U
77-47-4	Hexachlorocyclopentadiene	10	U
88-06-2	2,4,6-Trichlorophenol	10	U
95-95-4	2,4,5-Trichlorophenol	25	U
92-52-4	1,1'-Biphenyl	10	U
91-58-7	2-Chloronaphthalene	10	U
88-74-4	2-Nitroaniline	25	U
131-11-3	Dimethylphthalate	10	U
606-20-2	2,6-Dinitrotoluene	10	U
208-96-8	Acenaphthylene	10	U
99-09-2	3-Nitroaniline	25	U
83-32-9	Acenaphthene	55	

1D  
SEMIVOLATILE ORGANICS ANALYSIS DATA SHEET

EPA SAMPLE NO.

S1CLCS

Lab Name: MITKEM CORPORATION Contract: \_\_\_\_\_

Lab Code: MITKEM Case No.: \_\_\_\_\_ SAS No.: \_\_\_\_\_ SDG No.: MD0618

Matrix: (soil/water) WATER Lab Sample ID: LCS-18321

Sample wt/vol: 1000 (g/mL) ML Lab File ID: S1E4633

Level: (low/med) LOW Date Received: \_\_\_\_\_

% Moisture: \_\_\_\_\_ Decanted: (Y/N) \_\_\_\_\_ Date Extracted: 05/31/05

Concentrated Extract Volume: 1000 (uL) Date Analyzed: 06/06/05

Injection Volume: 2.0 (uL) Dilution Factor: 1.0

GPC Cleanup: (Y/N) N pH: \_\_\_\_\_ Extraction: (Type) CONT

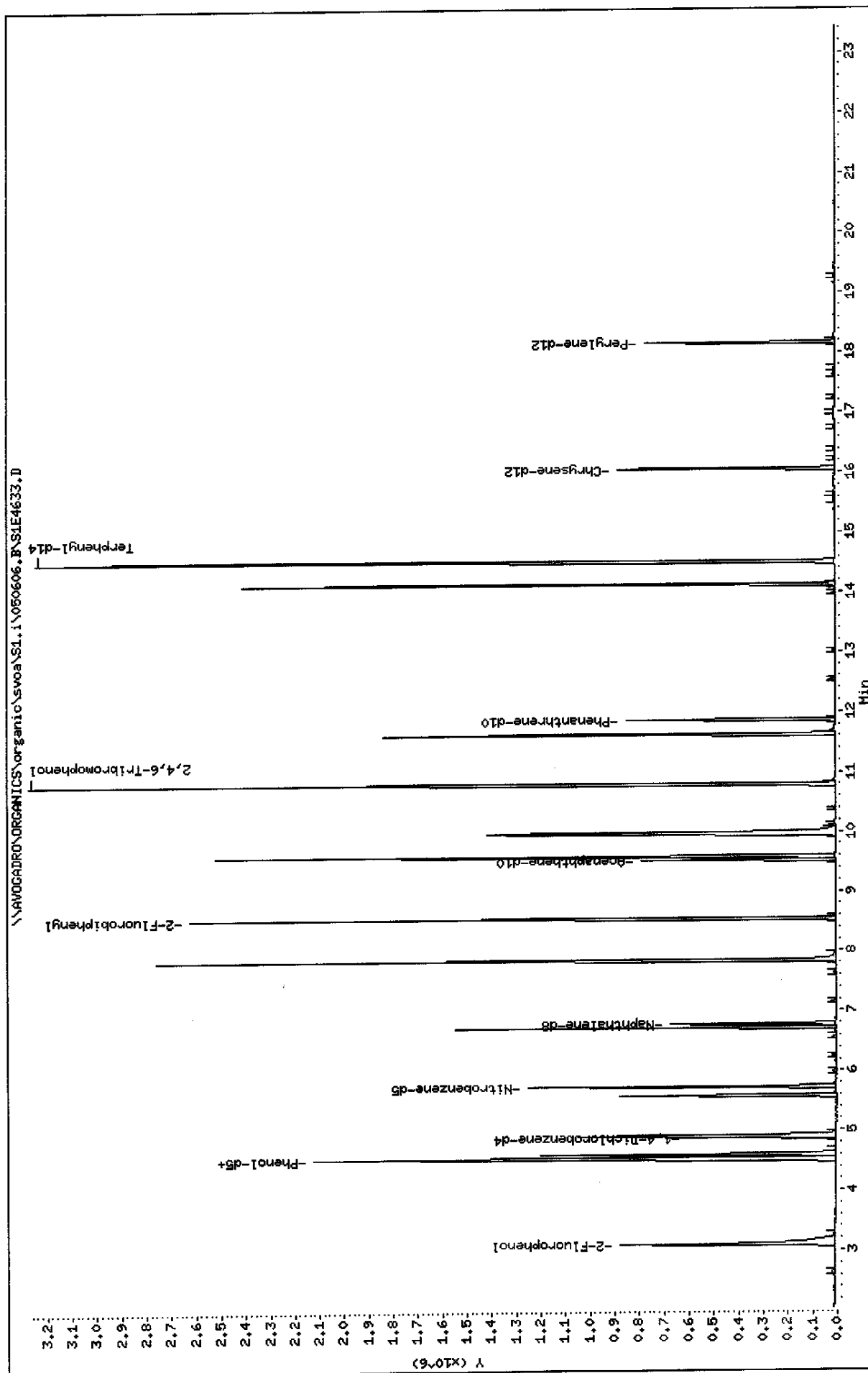
CONCENTRATION UNITS:  
(ug/L or ug/Kg) UG/L Q

CAS NO.	COMPOUND		
51-28-5	2,4-Dinitrophenol	25	U
100-02-7	4-Nitrophenol	89	E
132-64-9	Dibenzofuran	10	U
121-14-2	2,4-Dinitrotoluene	54	
84-66-2	Diethylphthalate	10	U
86-73-7	Fluorene	10	U
7005-72-3	4-Chlorophenyl-phenylether	10	U
100-01-6	4-Nitroaniline	25	U
534-52-1	4,6-Dinitro-2-methylphenol	25	U
86-30-6	N-Nitrosodiphenylamine (1)	10	U
101-55-3	4-Bromophenyl-phenylether	10	U
118-74-1	Hexachlorobenzene	10	U
1912-24-9	Atrazine	10	U
87-86-5	Pentachlorophenol	77	
85-01-8	Phenanthrene	10	U
120-12-7	Anthracene	10	U
86-74-8	Carbazole	10	U
84-74-2	Di-n-butylphthalate	10	U
206-44-0	Fluoranthene	10	U
129-00-0	Pyrene	74	
85-68-7	Butylbenzylphthalate	10	U
91-94-1	3,3'-Dichlorobenzidine	10	U
56-55-3	Benzo(a)anthracene	10	U
218-01-9	Chrysene	10	U
117-81-7	bis(2-Ethylhexyl)phthalate	10	U
117-84-0	Di-n-octylphthalate	10	U
205-99-2	Benzo(b)fluoranthene	10	U
207-08-9	Benzo(k)fluoranthene	10	U
50-32-8	Benzo(a)pyrene	10	U
193-39-5	Indeno(1,2,3-cd)pyrene	10	U
53-70-3	Dibenzo(a,h)anthracene	10	U
191-24-2	Benzo(g,h,i)perylene	10	U

(1) - Cannot be separated from Diphenylamine

Data File: \\AVOCADRO\ORGANICS\organic\svoa\SL1\050606.B\SL1E4633.D  
 Date : 06-JUN-2005 16:04  
 Client ID: S1CLCS  
 Sample Info: LCS-18321, S1CLCS-18321  
 Volume Injected (uL): 2.0  
 Column phase: DB-5MS

Instrument: S1.i  
 Operator: AM SRC: LIMS  
 Column diameter: 0.25



Data File: S1E4633.D  
Report Date: 08-Jun-2005 15:10

Mitkem Corporation

CLP OLM04.1 QUANTITATION REPORT

Data file : \\AVOGADRO\ORGANICS\organic\svoa\S1.i\050606.B\S1E4633.D  
Lab Smp Id: LCS-18321 Client Smp ID: S1CLCS  
Inj Date : 06-JUN-2005 16:04  
Operator : AW SRC: LIMS Inst ID: S1.i  
Smp Info : LCS-18321,S1CLCS,18321  
Misc Info :  
Comment :  
Method : \\AVOGADRO\ORGANICS\organic\svoa\S1.i\050606.B\s1\_olm4\_2\_S.m  
Meth Date : 06-Jun-2005 15:28 mtl Quant Type: ISTD  
Cal Date : 06-JUN-2005 15:03 Cal File: S1E4631A.D  
Als bottle: 4 QC Sample: LCS  
Dil Factor: 1.00000  
Integrator: HP RTE Compound Sublist: OLM4.sub  
Target Version: 4.03  
Processing Host: TARGET11

Concentration Formula: Amt \* DF \* Uf\*(Vt/Vi)\*(1/Vo)

Name	Value	Description
DF	1.000	Dilution Factor
Uf	1.000	GPC Correction Factor
Vt	1000.000	Volume of final extract (uL)
Vi	2.000	Volume injected (uL)
Vo	1000.000	Volume of sample extracted (mL)

Compounds	QUANT SIG	MASS	RT	EXP RT	REL RT	RESPONSE	CONCENTRATIONS	
							ON-COLUMN ( ng)	FINAL ( ug/L)
\$ 1 2-Fluorophenol	112	3.082	3.082	(0.632)	554297	145.520	73	
\$ 3 Phenol-d5	99	4.519	4.497	(0.927)	627901	156.819	78	
4 Phenol	94	4.530	4.519	(0.929)	549165	146.437	73	
7 2-Chlorophenol	128	4.595	4.584	(0.942)	534803	129.236	65	
* 8 1,4-Dichlorobenzene-d4	152	4.876	4.875	(1.000)	117602	40.0000	(Q)	
14 N-Nitroso-di-n-propylamine	70	5.578	5.578	(1.144)	242559	94.3758	47	
\$ 16 Nitrobenzene-d5	82	5.729	5.729	(0.845)	440840	114.374	57 (R)	
* 23 Naphthalene-d8	136	6.777	6.777	(1.000)	381594	40.0000		
28 4-Chloro-3-Methylphenol	107	7.836	7.857	(1.156)	530388	212.752	110 (AR)	
\$ 33 2-Fluorobiphenyl	172	8.538	8.538	(0.897)	952041	113.579	57	
* 41 Acenaphthene-d10	164	9.521	9.521	(1.000)	240565	40.0000		
42 Acenaphthene	153	9.575	9.575	(1.006)	784500	109.281	55	
44 4-Nitrophenol	109	9.986	9.986	(1.049)	307421	177.857	89 (AR)	
46 2,4-Dinitrotoluene	165	9.964	9.953	(1.047)	309151	108.031	54 (R)	

Data File: S1E4633.D  
Report Date: 08-Jun-2005 15:10

Compounds	QUANT SIG	MASS	RT	EXP RT	REL RT	RESPONSE	CONCENTRATIONS	
							ON-COLUMN	FINAL
							( ng)	( ug/L)
=====	=====	=====	=====	=====	=====	=====	=====	=====
\$ 53 2,4,6-Tribromophenol		330	10.796	10.796	(0.910)	656899	213.557	110 (AR)
57 Pentachlorophenol		266	11.617	11.628	(0.979)	319090	154.339	77
* 58 Phenanthrene-d10		188	11.866	11.865	(1.000)	450695	40.0000	
64 Pyrene		202	14.123	14.123	(0.880)	1725342	148.754	74 (R)
\$ 65 Terphenyl-d14		244	14.502	14.501	(0.903)	1709704	165.430	83 (AR)
* 69 Chrysene-d12		240	16.057	16.079	(1.000)	458051	40.0000	
* 76 Perylene-di2		264	18.164	18.175	(1.000)	429299	40.0000	

#### QC Flag Legend

- A - Target compound detected but, quantitated amount exceeded maximum amount.
- Q - Qualifier signal failed the ratio test.
- R - Spike/Surrogate failed recovery limits.

06/08/06  
JW



1C  
SEMIVOLATILE ORGANICS ANALYSIS DATA SHEET

EPA SAMPLE NO.

MW-01MS

Lab Name: MITKEM CORPORATION Contract: \_\_\_\_\_

Lab Code: MITKEM Case No.: \_\_\_\_\_ SAS No.: \_\_\_\_\_ SDG No.: MD0618

Matrix: (soil/water) WATER Lab Sample ID: D0618-01BMS

Sample wt/vol: 850.0 (g/mL) ML Lab File ID: S1E4635

Level: (low/med) LOW Date Received: 05/27/05

% Moisture: \_\_\_\_\_ Decanted: (Y/N) \_\_\_\_\_ Date Extracted: 05/31/05

Concentrated Extract Volume: 1000 (uL) Date Analyzed: 06/06/05

Injection Volume: 2.0 (uL) Dilution Factor: 1.0

GPC Cleanup: (Y/N) N pH: \_\_\_\_\_ Extraction: (Type) CONT

CONCENTRATION UNITS:  
(ug/L or ug/Kg) UG/L Q

CAS NO.	COMPOUND		
100-52-7	Benzaldehyde	12	U
108-95-2	Phenol	90	
111-44-4	bis(2-Chloroethyl) Ether	12	U
95-57-8	2-Chlorophenol	74	
95-48-7	2-Methylphenol	12	U
108-60-1	2,2'-oxybis(1-Chloropropane)	12	U
98-86-2	Acetophenone	12	U
106-44-5	4-Methylphenol	12	U
621-64-7	N-Nitroso-di-n-propylamine	52	
67-72-1	Hexachloroethane	12	U
98-95-3	Nitrobenzene	12	U
78-59-1	Isophorone	12	U
88-75-5	2-Nitrophenol	12	U
105-67-9	2,4-Dimethylphenol	12	U
111-91-1	bis(2-Chloroethoxy) methane	12	U
120-83-2	2,4-Dichlorophenol	12	U
91-20-3	Naphthalene	12	U
106-47-8	4-Chloroaniline	12	U
87-68-3	Hexachlorobutadiene	12	U
105-60-2	Caprolactam	12	U
59-50-7	4-Chloro-3-Methylphenol	110	E
91-57-6	2-Methylnaphthalene	12	U
77-47-4	Hexachlorocyclopentadiene	12	U
88-06-2	2,4,6-Trichlorophenol	12	U
95-95-4	2,4,5-Trichlorophenol	29	U
92-52-4	1,1'-Biphenyl	12	U
91-58-7	2-Chloronaphthalene	12	U
88-74-4	2-Nitroaniline	29	U
131-11-3	Dimethylphthalate	12	U
606-20-2	2,6-Dinitrotoluene	12	U
208-96-8	Acenaphthylene	12	U
99-09-2	3-Nitroaniline	29	U
83-32-9	Acenaphthene	62	

1D  
SEMIVOLATILE ORGANICS ANALYSIS DATA SHEET

EPA SAMPLE NO.

MW-01MS

Lab Name: MITKEM CORPORATION Contract: \_\_\_\_\_

Lab Code: MITKEM Case No.: \_\_\_\_\_ SAS No.: \_\_\_\_\_ SDG No.: MD0618

Matrix: (soil/water) WATER Lab Sample ID: D0618-01BMS

Sample wt/vol: 850.0 (g/mL) ML Lab File ID: S1E4635

Level: (low/med) LOW Date Received: 05/27/05

% Moisture: \_\_\_\_\_ Decanted: (Y/N) \_\_\_\_\_ Date Extracted: 05/31/05

Concentrated Extract Volume: 1000 (uL) Date Analyzed: 06/06/05

Injection Volume: 2.0 (uL) Dilution Factor: 1.0

GPC Cleanup: (Y/N) N pH: \_\_\_\_\_ Extraction: (Type) CONT

CONCENTRATION UNITS:  
(ug/L or ug/Kg) UG/L Q

CAS NO.	COMPOUND		
51-28-5	2,4-Dinitrophenol	29	U
100-02-7	4-Nitrophenol	110	E
132-64-9	Dibenzofuran	12	U
121-14-2	2,4-Dinitrotoluene	56	
84-66-2	Diethylphthalate	12	U
86-73-7	Fluorene	12	U
7005-72-3	4-Chlorophenyl-phenylether	12	U
100-01-6	4-Nitroaniline	29	U
534-52-1	4,6-Dinitro-2-methylphenol	29	U
86-30-6	N-Nitrosodiphenylamine (1)	12	U
101-55-3	4-Bromophenyl-phenylether	12	U
118-74-1	Hexachlorobenzene	12	U
1912-24-9	Atrazine	12	U
87-86-5	Pentachlorophenol	100	E
85-01-8	Phenanthrene	12	U
120-12-7	Anthracene	12	U
86-74-8	Carbazole	12	U
84-74-2	Di-n-butylphthalate	12	U
206-44-0	Fluoranthene	12	U
129-00-0	Pyrene	85	
85-68-7	Butylbenzylphthalate	12	U
91-94-1	3,3'-Dichlorobenzidine	12	U
56-55-3	Benzo(a)anthracene	12	U
218-01-9	Chrysene	12	U
117-81-7	bis(2-Ethylhexyl)phthalate	12	U
117-84-0	Di-n-octylphthalate	12	U
205-99-2	Benzo(b)fluoranthene	12	U
207-08-9	Benzo(k)fluoranthene	12	U
50-32-8	Benzo(a)pyrene	12	U
193-39-5	Indeno(1,2,3-cd)pyrene	12	U
53-70-3	Dibenzo(a,h)anthracene	12	U
191-24-2	Benzo(g,h,i)perylene	12	U

(1) - Cannot be separated from Diphenylamine

Data File: \\AVOCADRO\ORGANICS\organic\svoa\Sl.i\050606.B\SlE4635.D

Date : 06-JUN-2005 17:35

Client ID: HM-01HS

Sample Info: D0618-01BMS,,18321,,

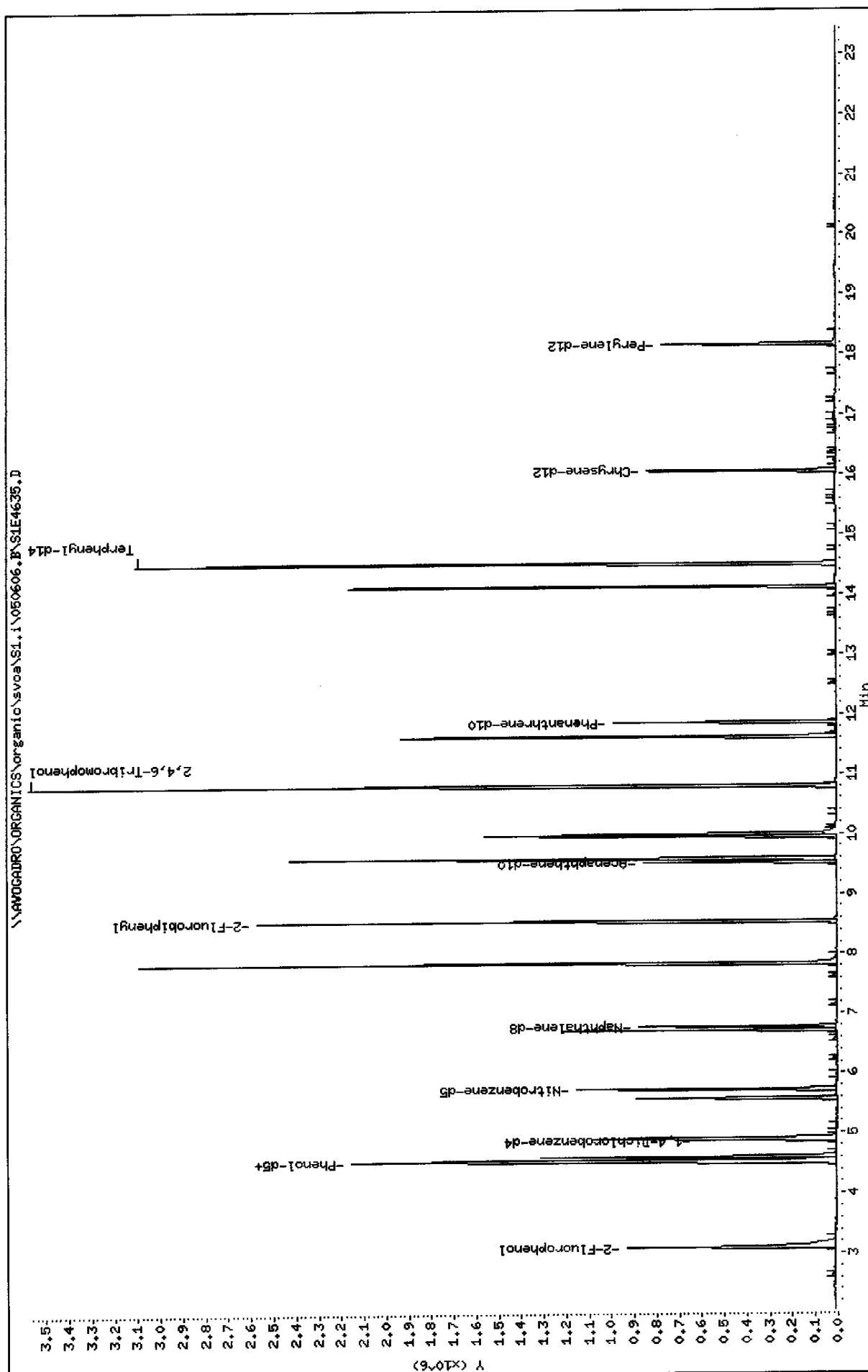
Volume Injected (uL): 2.0

Column Phase: DB-5HS

Instrument: Sl.i

Operator: AM SRC: LIMS

Column diameter: 0.25



Data File: S1E4635.D  
Report Date: 08-Jun-2005 15:30

Mitkem Corporation

CLP OLM04.1 QUANTITATION REPORT

Data file : \\AVOGADRO\ORGANICS\organic\svoa\S1.i\050606.B\S1E4635.D  
Lab Smp Id: D0618-01BMS Client Smp ID: MW-01MS  
Inj Date : 06-JUN-2005 17:35  
Operator : AW SRC: LIMS Inst ID: S1.i  
Smp Info : D0618-01BMS,,18321,,  
Misc Info :  
Comment :  
Method : \\AVOGADRO\ORGANICS\organic\svoa\S1.i\050606.B\s1\_olm4\_2\_S.m  
Meth Date : 06-Jun-2005 15:28 mtl Quant Type: ISTD  
Cal Date : 06-JUN-2005 15:03 Cal File: S1E4631A.D  
Als bottle: 6 QC Sample: MS  
Dil Factor: 1.00000  
Integrator: HP RTE Compound Sublist: OLM4.sub  
Target Version: 4.03  
Processing Host: TARGET11

Concentration Formula:  $\text{Amt} * \text{DF} * \text{Uf} * (\text{Vt}/\text{Vi}) * (1/\text{Vo})$

Name	Value	Description
DF	1.000	Dilution Factor
Uf	1.000	GPC Correction Factor
Vt	1000.000	Volume of final extract (uL)
Vi	2.000	Volume injected (uL)
Vo	850.000	Volume of sample extracted (mL)

Compounds	QUANT SIG	MASS	RT	EXP RT	REL RT	RESPONSE	CONCENTRATIONS	
							ON-COLUMN ( ng)	FINAL ( ug/L)
\$ 1 2-Fluorophenol	112	3.094	3.082	(0.634)	542405	135.522	80	
\$ 3 Phenol-d5	99	4.520	4.497	(0.927)	630608	149.890	88	
4 Phenol	94	4.530	4.519	(0.929)	601889	152.746	90	
7 2-Chlorophenol	128	4.595	4.584	(0.942)	544193	125.155	74	
* 8 1,4-Dichlorobenzene-d4	152	4.876	4.875	(1.000)	123569	40.0000	(Q)	
14 N-Nitroso-di-n-propylamine	70	5.578	5.578	(1.144)	239057	88.5218	52	
\$ 16 Nitrobenzene-d5	82	5.730	5.729	(0.845)	422258	93.7237	55	
* 23 Naphthalene-d8	136	6.777	6.777	(1.000)	446042	40.0000		
28 4-Chloro-3-Methylphenol	107	7.836	7.857	(1.156)	565460	194.047	110 (AR)	
\$ 33 2-Fluorobiphenyl	172	8.539	8.538	(0.897)	931073	105.726	62	
* 41 Acenaphthene-d10	164	9.522	9.521	(1.000)	252740	40.0000		
42 Acenaphthene	153	9.576	9.575	(1.006)	788675	104.571	62	
44 4-Nitrophenol	109	9.986	9.986	(1.049)	327618	180.411	110 (AR)	
46 2,4-Dinitrotoluene	165	9.965	9.953	(1.047)	284782	94.7217	56	

Data File: S1E4635.D  
Report Date: 08-Jun-2005 15:30

Compounds	QUANT SIG MASS	RT	EXP RT	REL RT	RESPONSE	CONCENTRATIONS	
						ON-COLUMN ( ng)	FINAL ( ug/L)
=====	=====	==	=====	=====	=====	=====	=====
\$ 53 2,4,6-Tribromophenol	330	10.796	10.796	(0.910)	708730	218.546	130 (AR)
57 Pentachlorophenol	266	11.628	11.628	(0.980)	383952	176.151	100 (AR)
* 58 Phenanthrene-d10	188	11.866	11.865	(1.000)	475156	40.0000	
64 Pyrene	202	14.135	14.123	(0.880)	1662069	143.873	85 (R)
\$ 65 Terphenyl-d14	244	14.502	14.501	(0.903)	1510581	146.749	86 (R)
* 69 Chrysene-d12	240	16.069	16.079	(1.000)	456223	40.0000	
* 76 Perylene-d12	264	18.164	18.175	(1.000)	434672	40.0000	

# QC Flag Legend

- A - Target compound detected but, quantitated amount exceeded maximum amount.
- Q - Qualifier signal failed the ratio test.
- R - Spike/Surrogate failed recovery limits.

06/03/01  
AJ

1C  
SEMIVOLATILE ORGANICS ANALYSIS DATA SHEET

EPA SAMPLE NO.

MW-01MSD

Lab Name: MITKEM CORPORATION Contract: \_\_\_\_\_

Lab Code: MITKEM Case No.: \_\_\_\_\_ SAS No.: \_\_\_\_\_ SDG No.: MD0618

Matrix: (soil/water) WATER Lab Sample ID: D0618-01BMSD

Sample wt/vol: 850.0 (g/mL) ML Lab File ID: S1E4636

Level: (low/med) LOW Date Received: 05/27/05

% Moisture: \_\_\_\_\_ Decanted: (Y/N) \_\_\_\_\_ Date Extracted: 05/31/05

Concentrated Extract Volume: 1000 (uL) Date Analyzed: 06/06/05

Injection Volume: 2.0 (uL) Dilution Factor: 1.0

GPC Cleanup: (Y/N) N pH: \_\_\_\_\_ Extraction: (Type) CONT

CONCENTRATION UNITS:  
(ug/L or ug/Kg) UG/L Q

CAS NO.	COMPOUND		
100-52-7	Benzaldehyde	12	U
108-95-2	Phenol	91	
111-44-4	bis(2-Chloroethyl) Ether	12	U
95-57-8	2-Chlorophenol	79	
95-48-7	2-Methylphenol	12	U
108-60-1	2,2'-oxybis(1-Chloropropane)	12	U
98-86-2	Acetophenone	12	U
106-44-5	4-Methylphenol	12	U
621-64-7	N-Nitroso-di-n-propylamine	53	
67-72-1	Hexachloroethane	12	U
98-95-3	Nitrobenzene	12	U
78-59-1	Isophorone	12	U
88-75-5	2-Nitrophenol	12	U
105-67-9	2,4-Dimethylphenol	12	U
111-91-1	bis(2-Chloroethoxy) methane	12	U
120-83-2	2,4-Dichlorophenol	12	U
91-20-3	Naphthalene	12	U
106-47-8	4-Chloroaniline	12	U
87-68-3	Hexachlorobutadiene	12	U
105-60-2	Caprolactam	12	U
59-50-7	4-Chloro-3-Methylphenol	120	E
91-57-6	2-Methylnaphthalene	12	U
77-47-4	Hexachlorocyclopentadiene	12	U
88-06-2	2,4,6-Trichlorophenol	12	U
95-95-4	2,4,5-Trichlorophenol	29	U
92-52-4	1,1'-Biphenyl	12	U
91-58-7	2-Chloronaphthalene	12	U
88-74-4	2-Nitroaniline	29	U
131-11-3	Dimethylphthalate	12	U
606-20-2	2,6-Dinitrotoluene	12	U
208-96-8	Acenaphthylene	12	U
99-09-2	3-Nitroaniline	29	U
83-32-9	Acenaphthene	62	

1D  
SEMIVOLATILE ORGANICS ANALYSIS DATA SHEET

EPA SAMPLE NO.

MW-01MSD

Lab Name: MITKEM CORPORATION Contract: \_\_\_\_\_

Lab Code: MITKEM Case No.: \_\_\_\_\_ SAS No.: \_\_\_\_\_ SDG No.: MD0618

Matrix: (soil/water) WATER Lab Sample ID: D0618-01BMSD

Sample wt/vol: 850.0 (g/mL) ML Lab File ID: S1E4636

Level: (low/med) LOW Date Received: 05/27/05

% Moisture: \_\_\_\_\_ Decanted: (Y/N) \_\_\_\_\_ Date Extracted: 05/31/05

Concentrated Extract Volume: 1000 (uL) Date Analyzed: 06/06/05

Injection Volume: 2.0 (uL) Dilution Factor: 1.0

GPC Cleanup: (Y/N) N pH: \_\_\_\_\_ Extraction: (Type) CONT

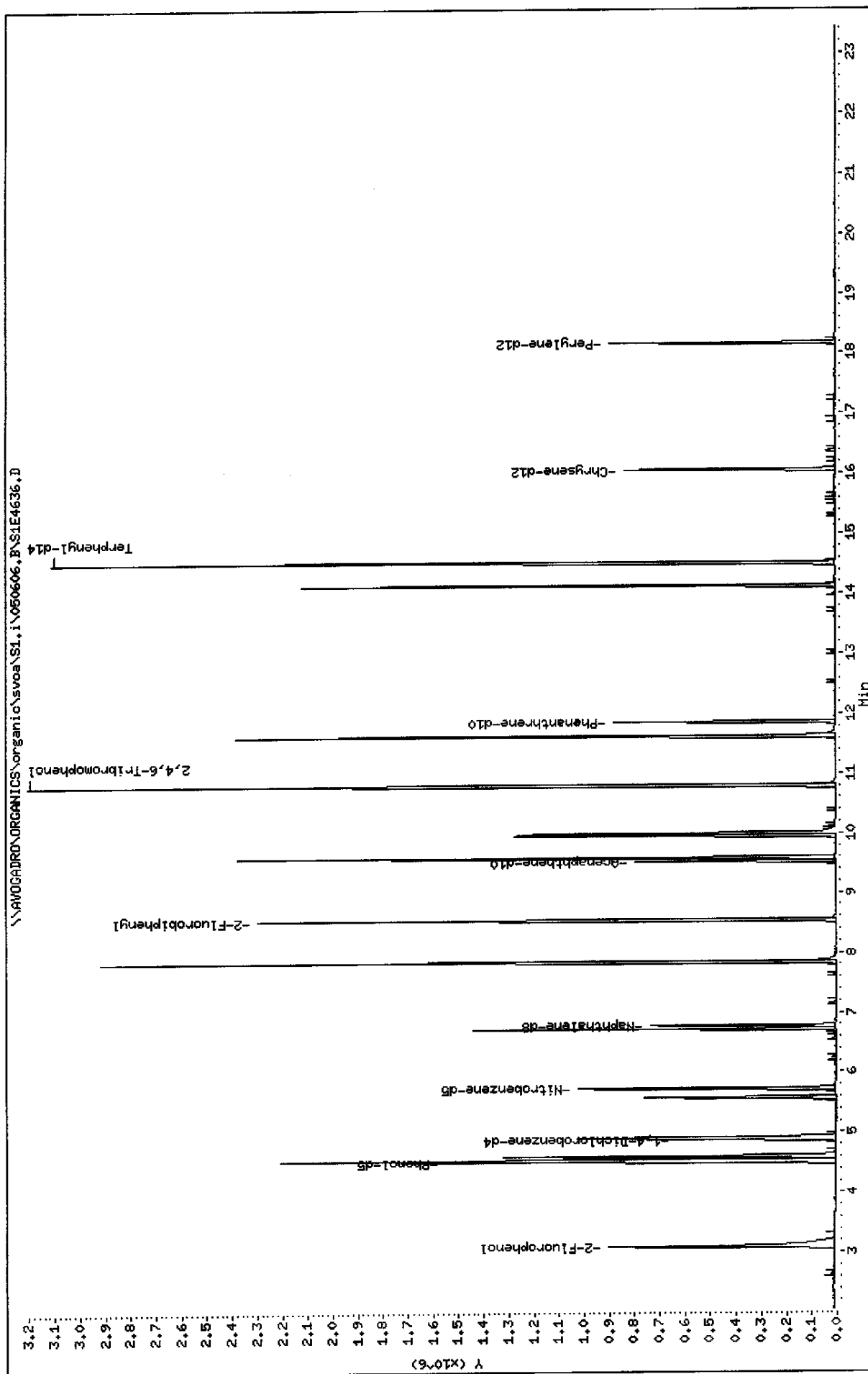
CONCENTRATION UNITS:  
(ug/L or ug/Kg) UG/L Q

CAS NO.	COMPOUND		
51-28-5	2,4-Dinitrophenol	29	U
100-02-7	4-Nitrophenol	110	E
132-64-9	Dibenzofuran	12	U
121-14-2	2,4-Dinitrotoluene	62	
84-66-2	Diethylphthalate	12	U
86-73-7	Fluorene	12	U
7005-72-3	4-Chlorophenyl-phenylether	12	U
100-01-6	4-Nitroaniline	29	U
534-52-1	4,6-Dinitro-2-methylphenol	29	U
86-30-6	N-Nitrosodiphenylamine (1)	12	U
101-55-3	4-Bromophenyl-phenylether	12	U
118-74-1	Hexachlorobenzene	12	U
1912-24-9	Atrazine	12	U
87-86-5	Pentachlorophenol	120	E
85-01-8	Phenanthrene	12	U
120-12-7	Anthracene	12	U
86-74-8	Carbazole	12	U
84-74-2	Di-n-butylphthalate	12	U
206-44-0	Fluoranthene	12	U
129-00-0	Pyrene	83	
85-68-7	Butylbenzylphthalate	12	U
91-94-1	3,3'-Dichlorobenzidine	12	U
56-55-3	Benzo(a)anthracene	12	U
218-01-9	Chrysene	12	U
117-81-7	bis(2-Ethylhexyl)phthalate	1	J
117-84-0	Di-n-octylphthalate	12	U
205-99-2	Benzo(b)fluoranthene	12	U
207-08-9	Benzo(k)fluoranthene	12	U
50-32-8	Benzo(a)pyrene	12	U
193-39-5	Indeno(1,2,3-cd)pyrene	12	U
53-70-3	Dibenzo(a,h)anthracene	12	U
191-24-2	Benzo(g,h,i)perylene	12	U

(1) - Cannot be separated from Diphenylamine

Data File: \\AVOCADRO\ORGANICS\organic\svoa\S1.i\050606.B\S1E4636.D  
 Date : 06-JUN-2005 18:06  
 Client ID: MW-01MSD  
 Sample Info: D0618-01BMSD,,18321,,  
 Volume Injected (ul): 2.0  
 Column phase: DB-5MS

Instrument: S1.i  
 Operator: AM SRC: LIMS  
 Column diameter: 0.25





Data File: S1E4636.D  
Report Date: 08-Jun-2005 15:31

Mitkem Corporation

CLP OLM04.1 QUANTITATION REPORT

Data file : \\AVOGADRO\ORGANICS\organic\svoa\S1.i\050606.B\S1E4636.D  
Lab Smp Id: D0618-01BMSD Client Smp ID: MW-01MSD  
Inj Date : 06-JUN-2005 18:06  
Operator : AW SRC: LIMS Inst ID: S1.i  
Smp Info : D0618-01BMSD,,18321,,  
Misc Info :  
Comment :  
Method : \\AVOGADRO\ORGANICS\organic\svoa\S1.i\050606.B\s1\_olm4\_2\_S.m  
Meth Date : 06-Jun-2005 15:28 mtl Quant Type: ISTD  
Cal Date : 06-JUN-2005 15:03 Cal File: S1E4631A.D  
Als bottle: 7 QC Sample: MSD  
Dil Factor: 1.00000  
Integrator: HP RTE Compound Sublist: OLM4.sub  
Target Version: 4.03  
Processing Host: TARGET11

Concentration Formula:  $\text{Amt} * \text{DF} * \text{Uf} * (\text{Vt}/\text{Vi}) * (1/\text{Vo})$

Name	Value	Description
DF	1.000	Dilution Factor
Uf	1.000	GPC Correction Factor
Vt	1000.000	Volume of final extract (uL)
Vi	2.000	Volume injected (uL)
Vo	850.000	Volume of sample extracted (mL)

Compounds	QUANT SIG	MASS	RT	EXP RT	REL RT	RESPONSE	CONCENTRATIONS	
							ON-COLUMN ( ng)	FINAL ( ug/L)
\$ 1 2-Fluorophenol	112	3.086	3.082 (0.632)	554084	147.779	87		
\$ 3 Phenol-d5	99	4.512	4.497 (0.925)	638358	161.967	95 (A)		
4 Phenol	94	4.533	4.519 (0.929)	571011	154.685	91		
7 2-Chlorophenol	128	4.587	4.584 (0.940)	547724	134.465	79		
* 8 1,4-Dichlorobenzene-d4	152	4.879	4.875 (1.000)	115760	40.0000	(Q)		
14 N-Nitroso-di-n-propylamine	70	5.570	5.578 (1.142)	228211	90.2062	53		
\$ 16 Nitrobenzene-d5	82	5.732	5.729 (0.845)	421331	94.2829	55		
* 23 Naphthalene-d8	136	6.780	6.777 (1.000)	442423	40.0000			
28 4-Chloro-3-Methylphenol	107	7.839	7.857 (1.156)	584782	202.319	120 (AR)		
\$ 33 2-Fluorobiphenyl	172	8.541	8.538 (0.897)	975373	119.280	70 (R)		
* 41 Acenaphthene-d10	164	9.524	9.521 (1.000)	234680	40.0000			
42 Acenaphthene	153	9.579	9.575 (1.006)	736971	105.235	62		
44 4-Nitrophenol	109	9.989	9.986 (1.049)	317281	188.165	110 (AR)		
46 2,4-Dinitrotoluene	165	9.957	9.953 (1.045)	296505	106.210	62 (R)		

Data File: S1E4636.D  
Report Date: 08-Jun-2005 15:31

Compounds	QUANT SIG	MASS	RT	EXP RT	REL RT	RESPONSE	CONCENTRATIONS	
							ON-COLUMN	FINAL
							( ng)	( ug/L)
=====	=====	=====	=====	=====	=====	=====	=====	=====
\$ 53 2,4,6-Tribromophenol		330	10.799	10.796 (0.910)		690290	215.835	130 (AR)
57 Pentachlorophenol		266	11.620	11.628 (0.979)		444538	206.798	120 (AR)
* 58 Phenanthrene-d10		188	11.869	11.865 (1.000)		468606	40.0000	
64 Pyrene		202	14.127	14.123 (0.880)		1578330	141.146	83 (R)
\$ 65 Terphenyl-d14		244	14.505	14.501 (0.903)		1339895	134.475	79
* 69 Chrysene-d12		240	16.061	16.079 (1.000)		441610	40.0000	
71 bis(2-Ethylhexyl)phthalate		149	16.374	16.381 (1.020)		20145	2.35681	1 (a)
* 76 Perylene-d12		264	18.167	18.175 (1.000)		453894	40.0000	

#### QC Flag Legend

- a - Target compound detected but, quantitated amount Below Limit Of Quantitation(BLOQ).
- A - Target compound detected but, quantitated amount exceeded maximum amount.
- Q - Qualifier signal failed the ratio test.
- R - Spike/Surrogate failed recovery limits.

06/08/05  
XL

# Sample Receiving Logbook

Workorder No. 20618

Client Name: Day

Date Recv'd <u>5/27/05</u>	Sample #s <u>01-10</u>	Storage Locations: <u>V0A</u>
Date Recv'd <u>5/27/05</u>	Sample #s <u>01, 05, 06, 07, 08, 09</u>	Storage Locations: <u>J1, M3</u>
Date Recv'd _____	Sample #s _____	Storage Locations: _____
Date Recv'd _____	Sample #s _____	Storage Locations: _____
Date Recv'd _____	Sample #s _____	Storage Locations: _____
Date Recv'd _____	Sample #s _____	Storage Locations: _____

OUT		IN	
Relinquished By	Received By	Relinquished By	Received By
Date: <u>05/31/05</u> Init: <u>JS</u>	Date: <u>05/31/05</u> Init: <u>mm</u>	Date: <u>05/31/05</u> Init: <u>JS</u>	Date: _____ Init: _____
Samp. #s <u>01, 05, 06, 07, 08, 09 3</u>		<u>empty empty</u>	
Date: <u>05/31/05</u> Init: <u>JS</u>	Date: <u>05/31/05</u> Init: <u>KG</u>	Date: <u>05/31/05</u> Init: <u>KG</u>	Date: <u>05/31/05</u> Init: <u>JS</u>
Samp. #s <u>01, 05, 06, 09</u>		<u>empty</u>	
Date: <u>6/2/05</u> Init: <u>KB</u>	Date: <u>6/2/05</u> Init: <u>SN</u>	Date: <u>6/2/05</u> Init: <u>SN</u>	Date: <u>6/2/05</u> Init: <u>KB</u>
Samp. #s <u>1, 5, 6, 9</u>		<u>1, 5, 6, 9</u>	
Date: <u>6/6/05</u> Init: <u>KB</u>	Date: <u>6/6/05</u> Init: <u>SN</u>	Date: <u>6/6/05</u> Init: <u>SN</u>	Date: <u>6/6/05</u> Init: <u>KB</u>
Samp. #s <u>1, 5, 6, 9</u>		<u>1, 5, 6, 9</u>	
Date: _____ Init: _____	Date: _____ Init: _____	Date: _____ Init: _____	Date: _____ Init: _____
Samp. #s _____		Samp. #s _____	
Date: _____ Init: _____	Date: _____ Init: _____	Date: _____ Init: _____	Date: _____ Init: _____
Samp. #s _____		Samp. #s _____	
Date: _____ Init: _____	Date: _____ Init: _____	Date: _____ Init: _____	Date: _____ Init: _____
Samp. #s _____		Samp. #s _____	
Date: _____ Init: _____	Date: _____ Init: _____	Date: _____ Init: _____	Date: _____ Init: _____
Samp. #s _____		Samp. #s _____	

Comments: \_\_\_\_\_

Please record analyst's initials, date, and sample #s removed. Add any comments if necessary (broken bottles, empty jars, etc.)

Logbook ID: 30.0287-04/05

Reviewed: SD 6/10/05

00518

Reviewed By: SBC 6/10/05

## MITKEM CORPORATION EXTRACT TRANSFER LOGBOOK: SEMIVOLATILE ANALYSIS

Date Transferred from Prep Lab	Lab ID		Transferred By	Received By	Storage Location	Comments
6/6/05	D0609	01A HS	m/m	JS	R4	
		01A MSD		✓		
		02A		✓		
		03A		✓		
		07A		✓		
		10A		✓		
		11A		✓		
		15A		✓		
		16A		✓		
	D0609	17A		✓		
	D0623	06A		✓		
6/6/05	D0623	07A	m/m	JS	R4	
6/6/05	MB 18375		m/m	AL	R7	
	LCS 18375			✓		
	D0607	01A		✓		
		02A		✓		
		02A HS		✓		
		02A MSD		✓		
		03A		✓		
		04A		✓		
		07A		✓		
6/6/05	D0607	08A	m/m	✓	R7	
06/06/05	MB-18321		UG	AG	R7	
	LCS-18321			✓		
	D0618	01B		✓		
		HS 01B		✓		
		MSD 01B		✓		
		05B		✓		
		06B		✓		
06/06/05	D0618	09B	UG	✓		
06/06/05	MB-18322		UG	✓		
	LCS-18322			✓		
	LCS-18322			✓		
06/06/05	D0622	01B	UG	✓ AG	R7	

Logbook ID 70.0141-04/05

Reviewed By: SEL 6/10/05

Instrument S1  
Injection Log

Mitekem Corporation  
SemiVolatiles Laboratory

METHOD: OLM 4.3

INITIAL CAL: 05/31/05

COMMENTS:

STD ID: SN050516A-tue ANALYST: AW

L1 - SN050516D

L2 - SN050527A

L3 - SN050516E

L4 - SN050516F

L5 - SN050516C

EMV: 2247

DATE: 05/31/05

DATE PRINTED:

DATE LOADED:

AS #	FILE	MITKEM ID	CLIENT ID	METHOD	DIL	COMMENTS	IS	SS
	S1E45	90A	DFTPP	IB	DFTPP1B	DFTUP	-	14:53 ok
		91A	SSTD050	IB	SSTD0501B	CUP	-	
		92A	SSTD160	IB	SSTD1601B		-	
		93A	SSTD020	IB	SSTD0201B		-	Don't use
		93	SSTD020	IB	SSTD0201B		-	
		94A	SSTD080	IB	SSTD0801B		-	ICAL
		95A	SSTD120	IB	SSTD1201B		-	OLM
	S1E45	96A	ICV		ICV	CUP	-	
<div style="transform: rotate(-45deg); font-size: 2em;">05/21/06 AW</div>								

Daily Maintenance

Gold Seal

Liner

Clipped Column

Ferrule

new

new

YS

-

Comments:

Instrument S1  
Injection Log

Mitkem Corporation  
SemiVolatiles Laboratory

METHOD: OLM 4.3  
INITIAL CAL: 05/31/05

STD ID: SW050516A-tune  
L2-SW050606C

ANALYST: AW  
EMV: 2247  
DATE: 06/06/05

COMMENTS: IS-SPOS0525A

DATE PRINTED: \_\_\_\_\_  
DATE LOADED: \_\_\_\_\_

AS #	FILE	MITKEM ID	CLIENT ID	METHOD	DIL	COMMENTS	IS	SS
	SIE46	30	DFTPP IF	DFTPP IF	DFTCLP	14:12 OK		
		31	SSTD050 IF	SSTD050 IF	CLP	Don't use		
		31A	SSTD050 IF	SSTD050 IF		OK	✓	
		32	MB-183 21	SBLKIC		2SS absent	✓	2↑
		33	LCS-183 21	SICLCS		4 spikes out 2SS absent	✓	3↑
		32A	MB-183 21	SBLKIC	Don't use	2SS absent	✓	2↑
		34	DOG18 - 01B	MW-01		2SS absent	✓	1↑
		35	- 01B	MW-01MS		4 spikes out 2SS absent	✓	2↑
		36	- 01B	MW-01MSD		5 spikes out 2SS absent	✓	2↑
		37	- 05B	MW-06		2SS absent	✓	3↑
		38	- 06B	MW-07		2SS absent	✓	4↑
	SIE46	39	DOG18 - 09B	RIN-3	CLP	2SS absent	✓	2↑

Ag 06/07/05

Daily Maintenance	
Gold Seal	<u>clean</u>
Liner	<u>clean</u>
Clipped Column	<u>yes</u>
Ferrule	<u>—</u>

Comments: \_\_\_\_\_  
\_\_\_\_\_  
\_\_\_\_\_



\* Pesticide / PCB Organics \*



2E  
WATER PESTICIDE SURROGATE RECOVERY

Lab Name: MITKEM CORPORATION Contract: \_\_\_\_\_

Lab Code: MITKEM Case No.: \_\_\_\_\_ SAS No.: \_\_\_\_\_ SDG No.: MD0618

GC Column(1): CLPPEST ID: 0.53 (mm) GC Column(2): CLPPESTII ID: 0.53 (mm)

	EPA SAMPLE NO.	TCX 1 %REC #	TCX 2 %REC #	DCB 1 %REC #	DCB 2 %REC #	OTHER (1)	OTHER (2)	TOT OUT
	=====	=====	=====	=====	=====	=====	=====	=====
01	PBLK4B	86	87	69	73			0
02	P4BLCS	88	90	73	76			0
03	MW-01	88	90	38	40			0
04	MW-06	91	92	54	57			0
05	MW-07	88	86	44	46			0
06	RIN-3	93	96	58	58			0
07	MW-01MS	90	90	40	41			0
08	MW-01MSD	91	92	35	37			0
09								
10								
11								
12								
13								
14								
15								
16								
17								
18								
19								
20								
21								
22								
23								
24								
25								
26								
27								
28								
29								
30								

QC LIMITS

(TCX) = Tetrachloro-m-xylene (30-150)  
(DCB) = Decachlorobiphenyl (30-150)

# Column to be used to flag recovery values  
\* Values outside of QC limits  
D Surrogate diluted out

## WATER PESTICIDE MATRIX SPIKE/MATRIX SPIKE DUPLICATE RECOVERY

Lab Name: MITKEM CORPORATION Contract: \_\_\_\_\_Lab Code: MITKEM Case No.: \_\_\_\_\_ SAS No.: \_\_\_\_\_ SDG No.: MD0618Matrix Spike - EPA Sample No.: MW-01

COMPOUND	SPIKE ADDED (ug/L)	SAMPLE CONCENTRATION (ug/L)	MS CONCENTRATION (ug/L)	MS % REC #	QC. LIMITS REC.
gamma-BHC (Lindane)	0.50	0.00	0.43	86	56-123
Heptachlor	0.50	0.00	0.48	96	40-131
Aldrin	0.50	0.00	0.48	96	40-120
Dieldrin	1.0	0.00	0.93	93	52-126
Endrin	1.0	0.00	1.0	100	56-121
4,4'-DDT	1.0	0.00	0.91	91	38-127

COMPOUND	SPIKE ADDED (ug/L)	MSD CONCENTRATION (ug/L)	MSD % REC #	% RPD #	QC LIMITS RPD REC.
gamma-BHC (Lindane)	0.50	0.43	86	0	15 56-123
Heptachlor	0.50	0.49	98	2	20 40-131
Aldrin	0.50	0.49	98	2	22 40-120
Dieldrin	1.0	0.93	93	0	18 52-126
Endrin	1.0	1.0	100	0	21 56-121
4,4'-DDT	1.0	0.93	93	2	27 38-127

# Column to be used to flag recovery and RPD values with an asterisk

\* Values outside of QC limits

RPD: 0 out of 6 outside limits

Spike Recovery: 0 out of 12 outside limits

COMMENTS: \_\_\_\_\_

FORM 3  
WATER PESTICIDE LAB CONTROL SAMPLE

Lab Name: MITKEM CORPORATION Contract: \_\_\_\_\_  
Lab Code: MITKEM Case No.: \_\_\_\_\_ SAS No.: \_\_\_\_\_ SDG No.: MD0618  
Matrix Spike - Sample No.: P4BLCS

COMPOUND	SPIKE ADDED (ug/L)	SAMPLE CONCENTRATION (ug/L)	LCS CONCENTRATION (ug/L)	LCS % REC #	QC. LIMITS REC.
=====	=====	=====	=====	=====	=====
gamma-BHC (Lindane)	0.50		0.41	82	56-123
Heptachlor	0.50		0.47	94	40-131
Aldrin	0.50		0.48	96	40-120
Dieldrin	1.0		0.89	89	52-126
Endrin	1.0		0.99	99	56-121
4,4'-DDT	1.0		0.87	87	38-127

# Column to be used to flag recovery and RPD values with an asterisk

\* Values outside of QC limits

RPD: 0 out of 0 outside limits

Spike Recovery: 0 out of 6 outside limits

COMMENTS: \_\_\_\_\_  
\_\_\_\_\_

FORM III PEST

4C  
PESTICIDE METHOD BLANK SUMMARY

EPA SAMPLE NO.

PBLK4B

Lab Name: MITKEM CORPORATION Contract: \_\_\_\_\_

Lab Code: MITKEM Case No.: \_\_\_\_\_ SAS No.: \_\_\_\_\_ SDG No.: MD0618

Lab Sample ID: MB-18317 Lab File ID: E4C6599F

Matrix (soil/water) WATER Extraction: (Type) SEPF

Sulfur Cleanup (Y/N) Y Date Extracted: 05/31/05

Date Analyzed (1): 06/02/05 Date Analyzed (2): 06/02/05

Time Analyzed (1): 1214 Time Analyzed (2): 1214

Instrument ID (1): E4 Instrument ID (2): E4

GC Column (1): CLPPEST ID: 0.53 (mm) GC Column (2): CLPPESTII ID: 0.53 (mm)

THIS METHOD BLANK APPLIES TO THE FOLLOWING SAMPLES, MS, and MSD:

	EPA SAMPLE NO.	LAB SAMPLE ID	DATE ANALYZED 1	DATE ANALYZED 2
01	P4BLCS	LCS-18317	06/02/05	06/02/05
02	MW-01	D0618-01B	06/02/05	06/02/05
03	MW-06	D0618-05B	06/02/05	06/02/05
04	MW-07	D0618-06B	06/02/05	06/02/05
05	RIN-3	D0618-09B	06/02/05	06/02/05
06	MW-01MS	D0618-01BMS	06/02/05	06/02/05
07	MW-01MSD	D0618-01BMSD	06/02/05	06/02/05
08				
09				
10				
11				
12				
13				
14				
15				
16				
17				
18				
19				
20				
21				
22				
23				
24				
25				
26				

COMMENTS: \_\_\_\_\_

1E  
PESTICIDE ORGANICS ANALYSIS DATA SHEET

EPA SAMPLE NO.

MW-01

Lab Name: MITKEM CORPORATION Contract: \_\_\_\_\_

Lab Code: MITKEM Case No.: \_\_\_\_\_ SAS No.: \_\_\_\_\_ SDG No.: MD0618

Matrix: (soil/water) WATER Lab Sample ID: D0618-01B

Sample wt/vol: 1000 (g/mL) ML Lab File ID: E4C6601F

% Moisture: \_\_\_\_\_ Decanted: (Y/N) \_\_\_\_\_ Date Received: 05/27/05

Extraction: (Type) SEPF Date Extracted: 05/31/05

Concentrated Extract Volume: 10000 (uL) Date Analyzed: 06/02/05

Injection Volume: 1.0 (uL) Dilution Factor: 1.0

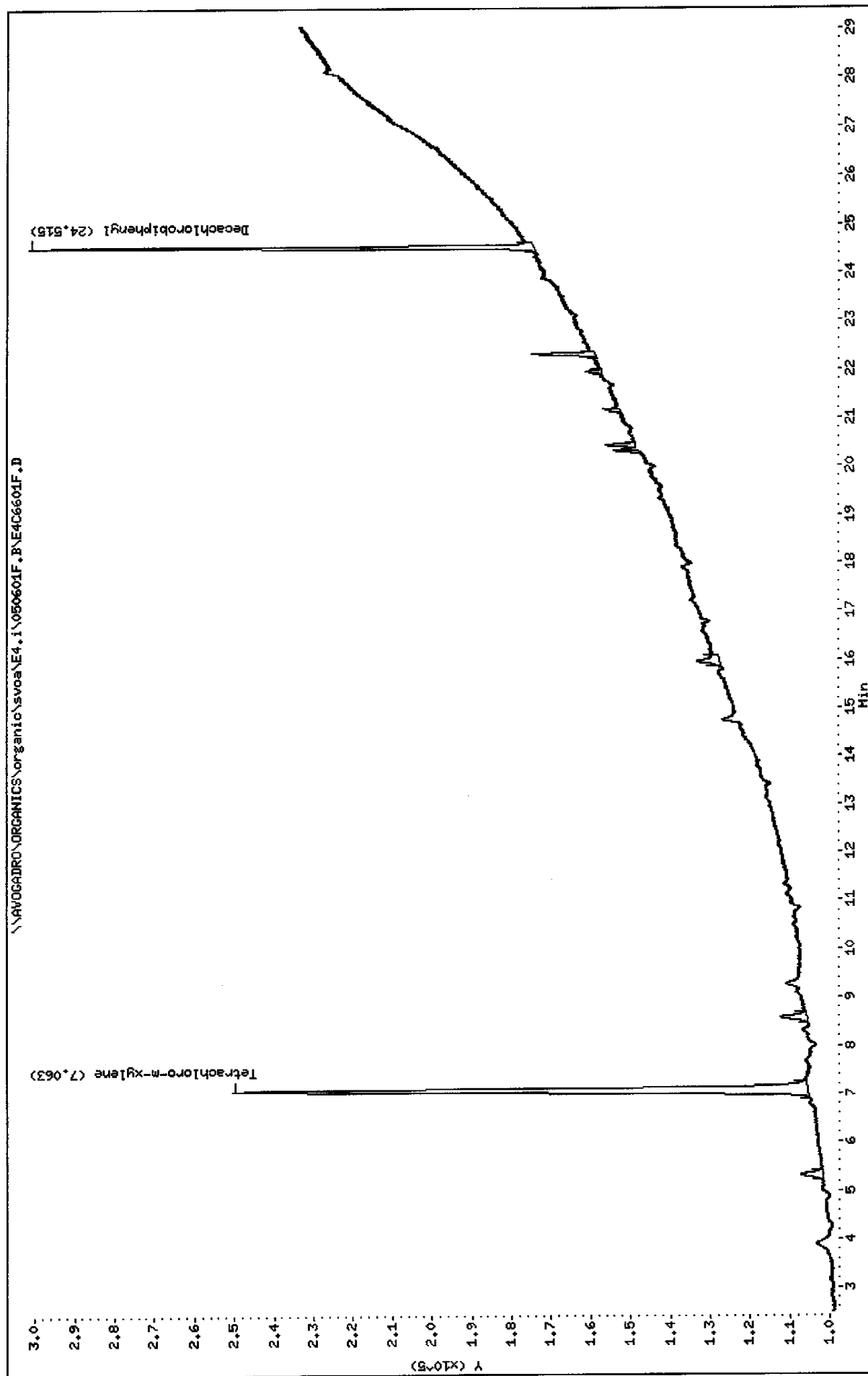
GPC Cleanup: (Y/N) N pH: \_\_\_\_\_ Sulfur Cleanup: (Y/N) Y

CONCENTRATION UNITS:  
(ug/L or ug/Kg) UG/L Q

CAS NO.	COMPOUND		
319-84-6	alpha-BHC	0.050	U
319-85-7	beta-BHC	0.050	U
319-86-8	delta-BHC	0.050	U
58-89-9	gamma-BHC (Lindane)	0.050	U
76-44-8	Heptachlor	0.050	U
309-00-2	Aldrin	0.050	U
1024-57-3	Heptachlor epoxide	0.050	U
959-98-8	Endosulfan I	0.050	U
60-57-1	Dieldrin	0.10	U
72-55-9	4,4'-DDE	0.10	U
72-20-8	Endrin	0.10	U
33213-65-9	Endosulfan II	0.10	U
72-54-8	4,4'-DDD	0.10	U
1031-07-8	Endosulfan sulfate	0.10	U
50-29-3	4,4'-DDT	0.10	U
72-43-5	Methoxychlor	0.50	U
53494-70-5	Endrin ketone	0.10	U
7421-93-4	Endrin aldehyde	0.10	U
5103-71-9	alpha-Chlordane	0.050	U
5103-74-2	gamma-Chlordane	0.050	U
8001-35-2	Toxaphene	5.0	U
12674-11-2	Aroclor-1016	1.0	U
11104-28-2	Aroclor-1221	2.0	U
11141-16-5	Aroclor-1232	1.0	U
53469-21-9	Aroclor-1242	1.0	U
12672-29-6	Aroclor-1248	1.0	U
11097-69-1	Aroclor-1254	1.0	U
11096-82-5	Aroclor-1260	1.0	U

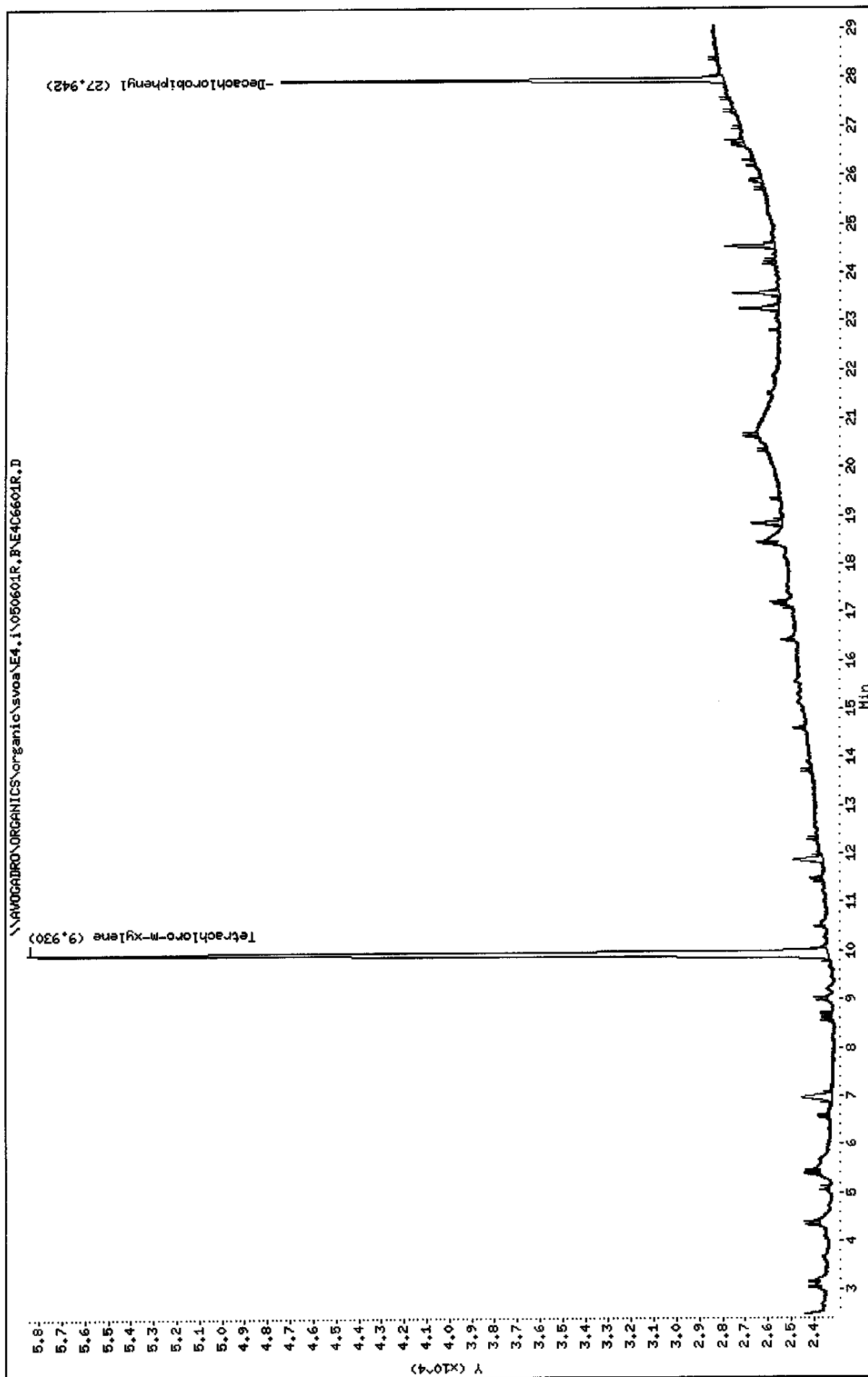
Data File: \\AVOCADRO\ORGANICS\organic\svoa\E4.i\050601F.B\E4C6601F.D  
Date : 02-JUN-2005 13:27  
Client ID: MW-01  
Sample Info: D0618-01B,,18317,clp,sub,,  
Volume Injected (ul): 1.0  
Column phase: CLPPest

Instrument: E4.i  
Operator: SRC: LIMS  
Column diameter: 0.53



Data File: \\AVOCADRO\ORGANICS\organic\svoa\E4.i\050601R.B\E4C6601R.D  
 Date : 02-JUN-2005 13:27  
 Client ID: MW-01  
 Sample Info: D0618-01B,,18317,olp,sub,,  
 Volume Injected (ul): 1.0  
 Column phase: CLPPESTII

Instrument: E4.i  
 Operator: SRC: LIMS  
 Column diameter: 0.53



Data File: E4C6601F.D  
Report Date: 09-Jun-2005 10:58

Mitkem Corporation

NYASP Pesticide Quantitation Report

Data file : \\AVOGADRO\ORGANICS\organic\svoa\E4.i\050601F.B\E4C6601F.D  
Lab Smp Id: D0618-01B Client Smp ID: MW-01  
Inj Date : 02-JUN-2005 13:27  
Operator : SRC: LIMS Inst ID: E4.i  
Smp Info : D0618-01B,,18317,clp.sub,,  
Misc Info :  
Comment :  
Method : \\AVOGADRO\ORGANICS\organic\svoa\E4.i\050601F.B\clp-1262e4f.m  
Meth Date : 07-Jun-2005 11:30 mtl Quant Type: ESTD  
Cal Date : 01-JUN-2005 23:54 Cal File: E4C6584F.D  
Als bottle: 29  
Dil Factor: 1.00000  
Integrator: Falcon Compound Sublist: clp.sub  
Subtraction File: \\AVOGADRO\ORGANICS  
Target Version: 4.03 Sample Matrix: WATER  
Processing Host: TARGET9

Concentration Formula:  $\text{Amt} * \text{DF} * \text{Uf} * \text{Vt} / (\text{Vo} * \text{Vi})$

Name	Value	Description
DF	1.000	Dilution Factor
Uf	1.000	Correction factor
Vt	10000.000	Volume of final extract (uL)
Vo	1000.000	Volume of sample extracted (mL)
Vi	1.000	Volume injected (uL)

CONCENTRATIONS						
			ON-COL	FINAL		
RT	EXP RT	DLT RT	RESPONSE (	ng)	( ug/L)	TARGET RANGE
---	-----	-----	-----	-----	-----	-----
CAS #: 877-09-8						
\$ 1	Tetrachloro-m-xylene					
7.06	7.06	0.000	881676	0.01754	0.18	
-----						
CAS #: 2051-24-3						
\$ 2	Decachlorobiphenyl					
24.5	24.5	0.000	398364	0.00765	0.077	
-----						

32 06/09/05



Data File: E4C6601R.D  
Report Date: 09-Jun-2005 10:59

Mitkem Corporation

NYASP Pesticide Quantitation Report

Data file : \\AVOGADRO\ORGANICS\organic\svoa\E4.i\050601R.B\E4C6601R.D  
Lab Smp Id: D0618-01B Client Smp ID: MW-01  
Inj Date : 02-JUN-2005 13:27  
Operator : SRC: LIMS Inst ID: E4.i  
Smp Info : D0618-01B,,18317,clp.sub,,  
Misc Info :  
Comment :  
Method : \\AVOGADRO\ORGANICS\organic\svoa\E4.i\050601R.B\clp1262-e4r.m  
Meth Date : 07-Jun-2005 11:28 mtl Quant Type: ESTD  
Cal Date : 01-JUN-2005 23:54 Cal File: E4C6584R.D  
Als bottle: 29  
Dil Factor: 1.00000  
Integrator: Falcon Compound Sublist: clp.sub  
Subtraction File: \\AVOGADRO\ORGANICS  
Target Version: 4.03 Sample Matrix: WATER  
Processing Host: TARGET9

Concentration Formula:  $\text{Amt} * \text{DF} * \text{Uf} * \text{Vt} / (\text{Vo} * \text{Vi})$

Name	Value	Description
DF	1.000	Dilution Factor
Uf	1.000	Correction factor
Vt	10000.000	Volume of final extract (uL)
Vo	1000.000	Volume of sample extracted (mL)
Vi	1.000	Volume injected (uL)

CONCENTRATIONS						
			ON-COL	FINAL		
RT	EXP RT	DLT RT	RESPONSE ( ng)	( ug/L)	TARGET RANGE	RATIO
==	=====	=====	=====	=====	=====	=====
\$ 1	Tetrachloro-m-xylene		CAS #: 877-09-8			
9.93	9.92	0.010	175894	0.01794	0.18	
-----						
\$ 2	Decachlorobiphenyl		CAS #: 2051-24-3			
27.9	27.9	0.000	64861	0.00794	0.079	
-----						

sz 06/09/05

1E  
PESTICIDE ORGANICS ANALYSIS DATA SHEET

EPA SAMPLE NO.

MW-06

Lab Name: MITKEM CORPORATION Contract: \_\_\_\_\_

Lab Code: MITKEM Case No.: \_\_\_\_\_ SAS No.: \_\_\_\_\_ SDG No.: MD0618

Matrix: (soil/water) WATER Lab Sample ID: D0618-05B

Sample wt/vol: 1000 (g/mL) ML Lab File ID: E4C6602F

% Moisture: \_\_\_\_\_ Decanted: (Y/N) \_\_\_\_\_ Date Received: 05/27/05

Extraction: (Type) SEPF Date Extracted: 05/31/05

Concentrated Extract Volume: 10000 (uL) Date Analyzed: 06/02/05

Injection Volume: 1.0 (uL) Dilution Factor: 1.0

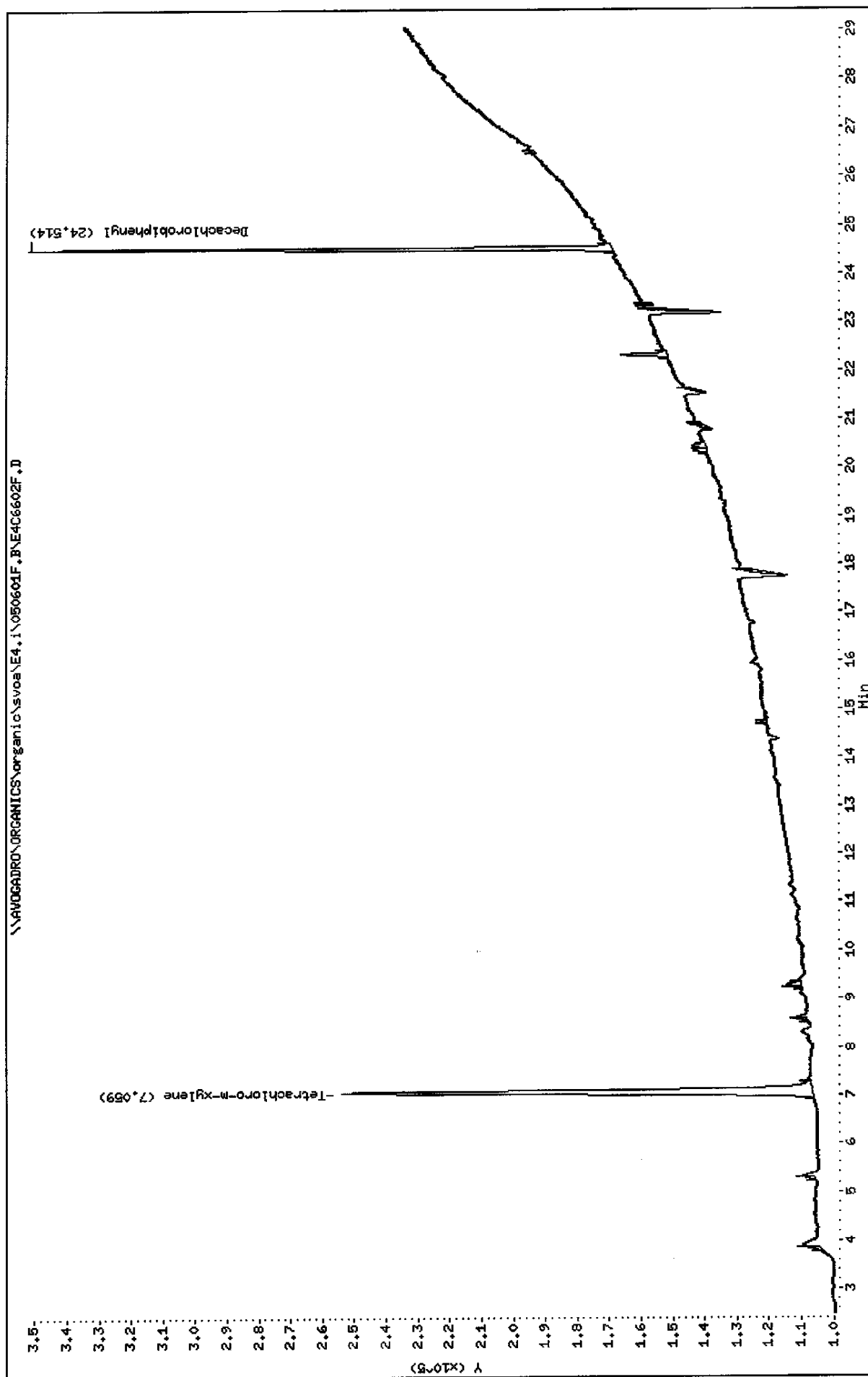
GPC Cleanup: (Y/N) N pH: \_\_\_\_\_ Sulfur Cleanup: (Y/N) Y

CONCENTRATION UNITS:  
(ug/L or ug/Kg) UG/L Q

CAS NO.	COMPOUND		
319-84-6	alpha-BHC	0.050	U
319-85-7	beta-BHC	0.050	U
319-86-8	delta-BHC	0.050	U
58-89-9	gamma-BHC (Lindane)	0.050	U
76-44-8	Heptachlor	0.050	U
309-00-2	Aldrin	0.050	U
1024-57-3	Heptachlor epoxide	0.050	U
959-98-8	Endosulfan I	0.050	U
60-57-1	Dieldrin	0.10	U
72-55-9	4,4'-DDE	0.10	U
72-20-8	Endrin	0.10	U
33213-65-9	Endosulfan II	0.10	U
72-54-8	4,4'-DDD	0.10	U
1031-07-8	Endosulfan sulfate	0.10	U
50-29-3	4,4'-DDT	0.10	U
72-43-5	Methoxychlor	0.50	U
53494-70-5	Endrin ketone	0.10	U
7421-93-4	Endrin aldehyde	0.10	U
5103-71-9	alpha-Chlordane	0.050	U
5103-74-2	gamma-Chlordane	0.050	U
8001-35-2	Toxaphene	5.0	U
12674-11-2	Aroclor-1016	1.0	U
11104-28-2	Aroclor-1221	2.0	U
11141-16-5	Aroclor-1232	1.0	U
53469-21-9	Aroclor-1242	1.0	U
12672-29-6	Aroclor-1248	1.0	U
11097-69-1	Aroclor-1254	1.0	U
11096-82-5	Aroclor-1260	1.0	U

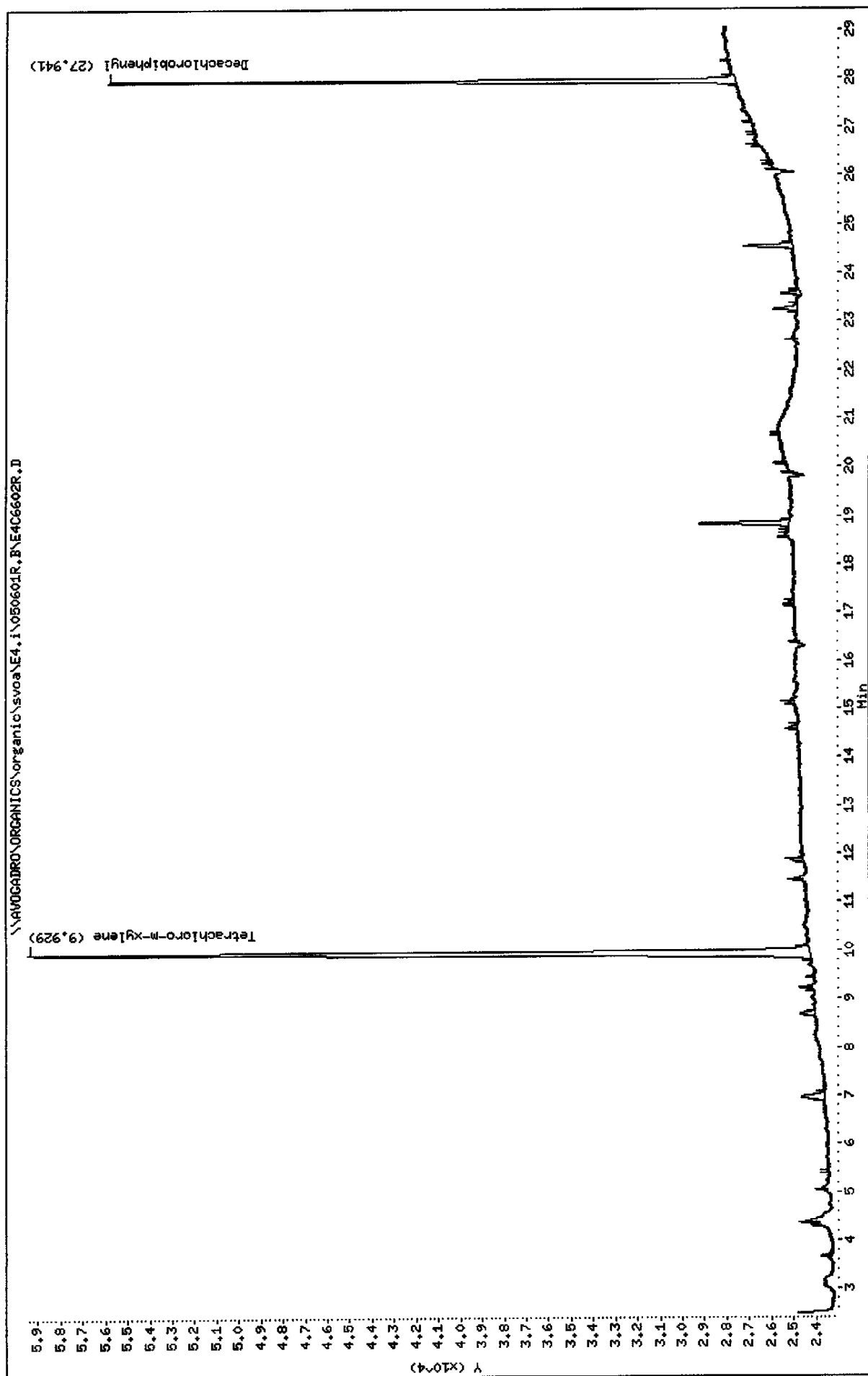
Data File: \\AVOGADRO\ORGANICS\organic\svos\E4.i\050601F.B\E4C6602F.D  
Date : 02-JUN-2005 14:03  
Client ID: MM-06  
Sample Info: D0618-06B,,18317,olp.sub,,  
Volume Injected (uL): 1.0  
Column phase: CLPPest

Instrument: E4.i  
Operator: SRC: LIMS  
Column diameter: 0.53



Data File: \\AVOCADRO\ORGANICS\organic\svoa\E4.i\050601R.B\E4C6602R.D  
Date : 02-JUN-2005 14:03  
Client ID: MM-06  
Sample Info: D0618-05B,,18317.clp.sub,,  
Volume Injected (ul): 1.0  
Column phase: CLPPESTII

Instrument: E4.i  
Operator: SRC: LIMS  
Column diameter: 0.53



Data File: E4C6602F.D  
Report Date: 09-Jun-2005 10:58

Mitkem Corporation

NYASP Pesticide Quantitation Report

Data file : \\AVOGADRO\ORGANICS\organic\svoa\E4.i\050601F.B\E4C6602F.D  
Lab Smp Id: D0618-05B Client Smp ID: MW-06  
Inj Date : 02-JUN-2005 14:03  
Operator : SRC: LIMS Inst ID: E4.i  
Smp Info : D0618-05B,,18317,clp.sub,,  
Misc Info :  
Comment :  
Method : \\AVOGADRO\ORGANICS\organic\svoa\E4.i\050601F.B\clp-1262e4f.m  
Meth Date : 07-Jun-2005 11:30 mtl Quant Type: ESTD  
Cal Date : 01-JUN-2005 23:54 Cal File: E4C6584F.D  
Als bottle: 30  
Dil Factor: 1.00000  
Integrator: Falcon Compound Sublist: clp.sub  
Subtraction File: \\AVOGADRO\ORGANICS  
Target Version: 4.03 Sample Matrix: WATER  
Processing Host: TARGET9

Concentration Formula:  $\text{Amt} * \text{DF} * \text{Uf} * \text{Vt} / (\text{Vo} * \text{Vi})$

Name	Value	Description
DF	1.000	Dilution Factor
Uf	1.000	Correction factor
Vt	10000.000	Volume of final extract (uL)
Vo	1000.000	Volume of sample extracted (mL)
Vi	1.000	Volume injected (uL)

CONCENTRATIONS						
			ON-COL	FINAL		
RT	EXP RT	DLT RT	RESPONSE ( ng)	( ug/L)	TARGET RANGE	RATIO
==	=====	=====	=====	=====	=====	=====
\$ 1	Tetrachloro-m-xylene		CAS #: 877-09-8			
7.06	7.06	0.000	915867	0.01822	0.18	
-----						
\$ 2	Decachlorobiphenyl		CAS #: 2051-24-3			
24.5	24.5	0.000	565933	0.01087	0.11	
-----						

sz 06/09/05

Data File: E4C6602R.D  
Report Date: 09-Jun-2005 10:59

Mitkem Corporation

NYASP Pesticide Quantitation Report

Data file : \\AVOGADRO\ORGANICS\organic\svoa\E4.i\050601R.B\E4C6602R.D  
Lab Smp Id: D0618-05B Client Smp ID: MW-06  
Inj Date : 02-JUN-2005 14:03  
Operator : SRC: LIMS Inst ID: E4.i  
Smp Info : D0618-05B,,18317,clp.sub,,  
Misc Info :  
Comment :  
Method : \\AVOGADRO\ORGANICS\organic\svoa\E4.i\050601R.B\clp1262-e4r.m  
Meth Date : 07-Jun-2005 11:28 mt1 Quant Type: ESTD  
Cal Date : 01-JUN-2005 23:54 Cal File: E4C6584R.D  
Als bottle: 30  
Dil Factor: 1.00000  
Integrator: Falcon Compound Sublist: clp.sub  
Subtraction File: \\AVOGADRO\ORGANICS  
Target Version: 4.03 Sample Matrix: WATER  
Processing Host: TARGET9

Concentration Formula:  $\text{Amt} * \text{DF} * \text{Uf} * \text{Vt} / (\text{Vo} * \text{Vi})$

Name	Value	Description
DF	1.000	Dilution Factor
Uf	1.000	Correction factor
Vt	10000.000	Volume of final extract (uL)
Vo	1000.000	Volume of sample extracted (mL)
Vi	1.000	Volume injected (uL)

CONCENTRATIONS						
			ON-COL	FINAL		
RT	EXP RT	DLT RT	RESPONSE ( ng)	( ug/L)	TARGET RANGE	RATIO
==	=====	=====	=====	=====	=====	=====
\$ 1	Tetrachloro-m-xylene		CAS #: 877-09-8			
9.93	9.92	0.010	179904 0.01835	0.18		
-----						
\$ 2	Decachlorobiphenyl		CAS #: 2051-24-3			
27.9	27.9	0.000	93917 0.01150	0.11		
-----						

32 06/09/05

1E  
PESTICIDE ORGANICS ANALYSIS DATA SHEET

EPA SAMPLE NO.

MW-07

Lab Name: MITKEM CORPORATION Contract: \_\_\_\_\_

Lab Code: MITKEM Case No.: \_\_\_\_\_ SAS No.: \_\_\_\_\_ SDG No.: MD0618

Matrix: (soil/water) WATER Lab Sample ID: D0618-06B

Sample wt/vol: 1000 (g/mL) ML Lab File ID: E4C6603F

% Moisture: \_\_\_\_\_ Decanted: (Y/N) \_\_\_\_\_ Date Received: 05/27/05

Extraction: (Type) SEPF Date Extracted: 05/31/05

Concentrated Extract Volume: 10000 (uL) Date Analyzed: 06/02/05

Injection Volume: 1.0 (uL) Dilution Factor: 1.0

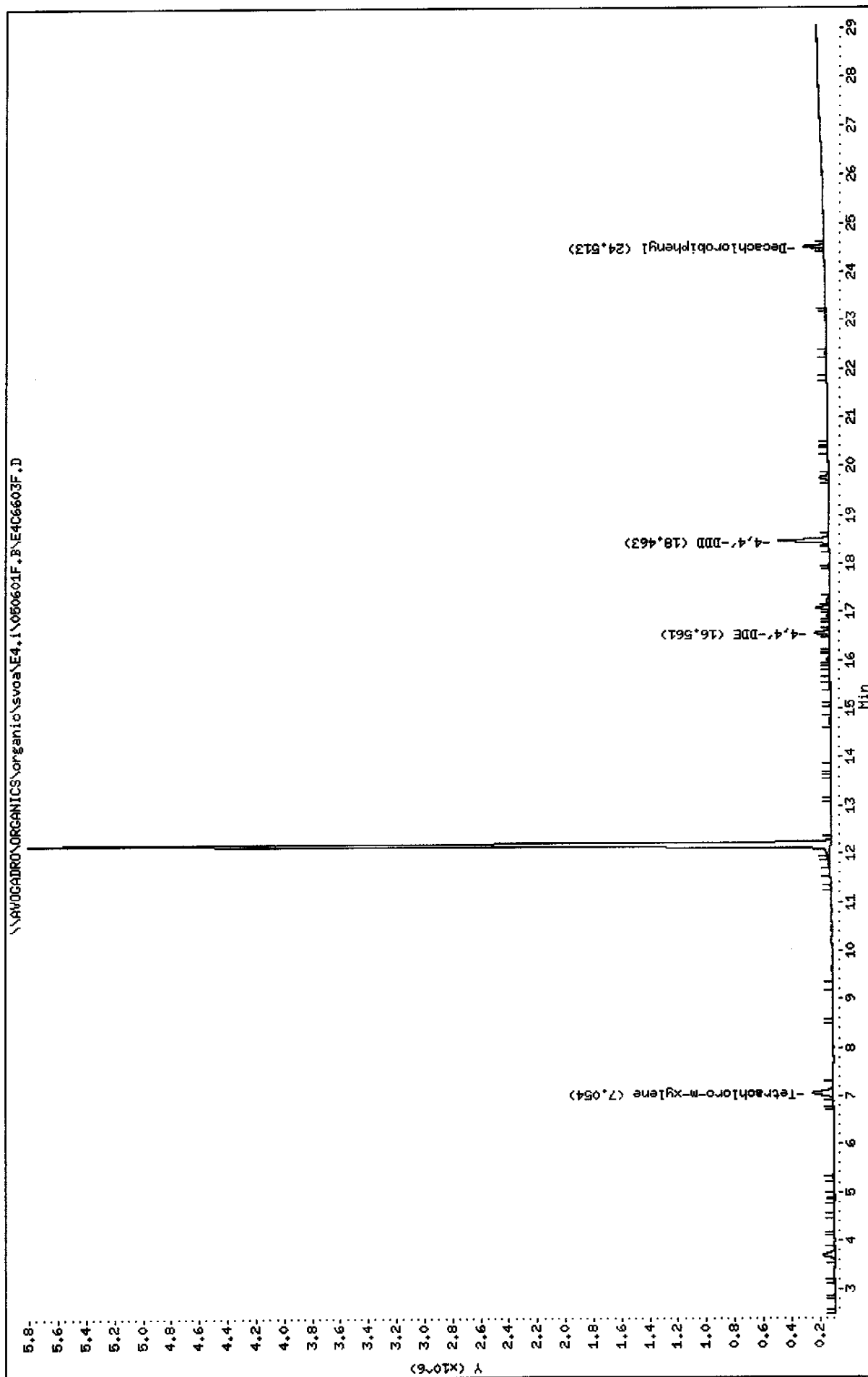
GPC Cleanup: (Y/N) N pH: \_\_\_\_\_ Sulfur Cleanup: (Y/N) Y

CONCENTRATION UNITS:  
(ug/L or ug/Kg) UG/L Q

CAS NO.	COMPOUND		
319-84-6	alpha-BHC	0.050	U
319-85-7	beta-BHC	0.050	U
319-86-8	delta-BHC	0.050	U
58-89-9	gamma-BHC (Lindane)	0.050	U
76-44-8	Heptachlor	0.050	U
309-00-2	Aldrin	0.050	U
1024-57-3	Heptachlor epoxide	0.050	U
959-98-8	Endosulfan I	0.050	U
60-57-1	Dieldrin	0.10	U
72-55-9	4,4'-DDE	0.065	J
72-20-8	Endrin	0.10	U
33213-65-9	Endosulfan II	0.10	U
72-54-8	4,4'-DDD	0.27	
1031-07-8	Endosulfan sulfate	0.10	U
50-29-3	4,4'-DDT	0.10	U
72-43-5	Methoxychlor	0.50	U
53494-70-5	Endrin ketone	0.10	U
7421-93-4	Endrin aldehyde	0.10	U
5103-71-9	alpha-Chlordane	0.050	U
5103-74-2	gamma-Chlordane	0.050	U
8001-35-2	Toxaphene	5.0	U
12674-11-2	Aroclor-1016	1.0	U
11104-28-2	Aroclor-1221	2.0	U
11141-16-5	Aroclor-1232	1.0	U
53469-21-9	Aroclor-1242	1.0	U
12672-29-6	Aroclor-1248	1.0	U
11097-69-1	Aroclor-1254	1.0	U
11096-82-5	Aroclor-1260	1.0	U

Data File: \\AVOCADRO\ORGANICS\organic\svoa\E4.1\050601F.B\E4C6603F.D  
 Date : 02-JUN-2005 14:39  
 Client ID: MW-07  
 Sample Info: D0618-06B,,18317,clip.sub,,  
 Volume Injected (uL): 1.0  
 Column phase: CLPPest

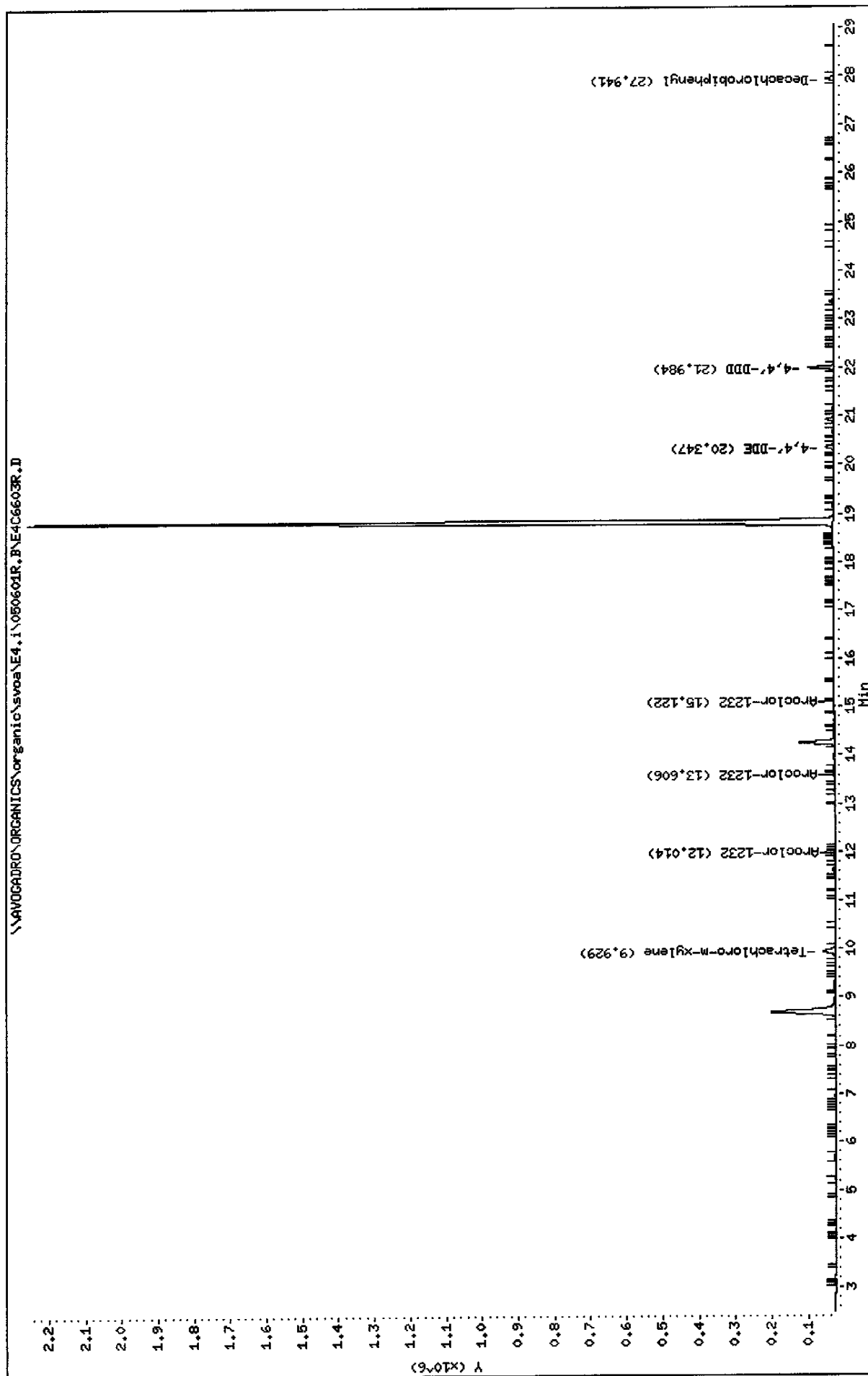
Instrument: E4.i  
 Operator: SRC: LIMS  
 Column diameter: 0.53





Data File: \\AVOGADRO\ORGANICS\organic\svos\E4.i\050601R.BNE4C6603R.D  
Date : 02-JUN-2005 14:39  
Client ID: MN-07  
Sample Info: D0618-06B,,18317,clp.sub,,  
Volume Injected (uL): 1.0  
Column phase: CLPPESTII

Instrument: E4.i  
Operator: SRC: LIMS  
Column diameter: 0.53



Data File: E4C6603F.D  
Report Date: 09-Jun-2005 10:59

Mitkem Corporation

NYASP Pesticide Quantitation Report

Data file : \\AVOGADRO\ORGANICS\organic\svoa\E4.i\050601F.B\E4C6603F.D  
Lab Smp Id: D0618-06B Client Smp ID: MW-07  
Inj Date : 02-JUN-2005 14:39  
Operator : SRC: LIMS Inst ID: E4.i  
Smp Info : D0618-06B,,18317,clp.sub,,  
Misc Info :  
Comment :  
Method : \\AVOGADRO\ORGANICS\organic\svoa\E4.i\050601F.B\clp-1262e4f.m  
Meth Date : 07-Jun-2005 11:30 mtl Quant Type: ESTD  
Cal Date : 01-JUN-2005 23:54 Cal File: E4C6584F.D  
Als bottle: 31  
Dil Factor: 1.00000  
Integrator: Falcon Compound Sublist: clp.sub  
Subtraction File: \\AVOGADRO\ORGANICS  
Target Version: 4.03 Sample Matrix: WATER  
Processing Host: TARGET9

Concentration Formula: Amt \* DF \* Uf \* Vt/(Vo \* Vi)

Name	Value	Description
DF	1.000	Dilution Factor
Uf	1.000	Correction factor
Vt	10000.000	Volume of final extract (uL)
Vo	1000.000	Volume of sample extracted (mL)
Vi	1.000	Volume injected (uL)

CONCENTRATIONS						
			ON-COL	FINAL		
RT	EXP RT	DLT RT	RESPONSE ( ng)	( ug/L)	TARGET RANGE	RATIO
==	=====	=====	=====	=====	=====	=====
\$ 1	Tetrachloro-m-xylene		CAS #: 877-09-8			
7.05	7.06	-0.010	883958	0.01758	0.18	
-----						
\$ 2	Decachlorobiphenyl		CAS #: 2051-24-3			
24.5	24.5	0.000	455475	0.00875	0.087	
-----						
13	4,4'-DDE		CAS #: 72-55-9			
16.6	16.6	0.000	451936	0.00647	0.065	(a)
-----						
16	4,4'-DDD		CAS #: 72-54-8			
18.5	18.5	0.000	1487619	0.02666	0.27	
-----						

sz 06/09/05

Data File: E4C6603F.D  
Report Date: 09-Jun-2005 10:59

QC Flag Legend

a - Target compound detected but, quantitated amount  
Below Limit Of Quantitation(BLOQ) .

Data File: E4C6603R.D  
Report Date: 09-Jun-2005 10:59

Mitkem Corporation

NYASP Pesticide Quantitation Report

Data file : \\AVOGADRO\ORGANICS\organic\svoa\E4.i\050601R.B\E4C6603R.D  
Lab Smp Id: D0618-06B Client Smp ID: MW-07  
Inj Date : 02-JUN-2005 14:39  
Operator : SRC: LIMS Inst ID: E4.i  
Smp Info : D0618-06B,,18317,clp.sub,,  
Misc Info :  
Comment :  
Method : \\AVOGADRO\ORGANICS\organic\svoa\E4.i\050601R.B\clp1262-e4r.m  
Meth Date : 07-Jun-2005 11:28 mtl Quant Type: ESTD  
Cal Date : 01-JUN-2005 23:54 Cal File: E4C6584R.D  
Als bottle: 31  
Dil Factor: 1.00000  
Integrator: Falcon Compound Sublist: clp.sub  
Subtraction File: \\AVOGADRO\ORGANICS  
Target Version: 4.03 Sample Matrix: WATER  
Processing Host: TARGET9

Concentration Formula:  $\text{Amt} * \text{DF} * \text{Uf} * \text{Vt} / (\text{Vo} * \text{Vi})$

Name	Value	Description
DF	1.000	Dilution Factor
Uf	1.000	Correction factor
Vt	10000.000	Volume of final extract (uL)
Vo	1000.000	Volume of sample extracted (mL)
Vi	1.000	Volume injected (uL)

CONCENTRATIONS						
			ON-COL	FINAL		
RT	EXP RT	DLT RT	RESPONSE (	ng)	( ug/L)	TARGET RANGE
==	=====	=====	=====	=====	=====	=====
\$ 1	Tetrachloro-m-xylene		CAS #: 877-09-8			
9.93	9.92	0.010	168967	0.01723	0.17	
\$ 2	Decachlorobiphenyl		CAS #: 2051-24-3			
27.9	27.9	0.000	74465	0.00912	0.091	
13	4,4'-DDE		CAS #: 72-55-9			
20.3	20.3	0.000	86171	0.00776	0.078	(a)
16	4,4'-DDD		CAS #: 72-54-8			
22.0	22.0	0.000	214659	0.02753	0.28	

sz 06/09/05

Data File: E4C6603R.D  
Report Date: 09-Jun-2005 10:59

QC Flag Legend

a - Target compound detected but, quantitated amount  
Below Limit Of Quantitation(BLOQ).

1E  
PESTICIDE ORGANICS ANALYSIS DATA SHEET

EPA SAMPLE NO.

RIN-3

Lab Name: MITKEM CORPORATION Contract: \_\_\_\_\_

Lab Code: MITKEM Case No.: \_\_\_\_\_ SAS No.: \_\_\_\_\_ SDG No.: MD0618

Matrix: (soil/water) WATER Lab Sample ID: D0618-09B

Sample wt/vol: 1000 (g/mL) ML Lab File ID: E4C6604F

% Moisture: \_\_\_\_\_ Decanted: (Y/N) \_\_\_\_\_ Date Received: 05/27/05

Extraction: (Type) SEPF Date Extracted: 05/31/05

Concentrated Extract Volume: 10000 (uL) Date Analyzed: 06/02/05

Injection Volume: 1.0 (uL) Dilution Factor: 1.0

GPC Cleanup: (Y/N) N pH: \_\_\_\_\_ Sulfur Cleanup: (Y/N) Y

CONCENTRATION UNITS:  
(ug/L or ug/Kg) UG/L Q

CAS NO.	COMPOUND		
319-84-6	alpha-BHC	0.050	U
319-85-7	beta-BHC	0.050	U
319-86-8	delta-BHC	0.050	U
58-89-9	gamma-BHC (Lindane)	0.050	U
76-44-8	Heptachlor	0.050	U
309-00-2	Aldrin	0.050	U
1024-57-3	Heptachlor epoxide	0.050	U
959-98-8	Endosulfan I	0.050	U
60-57-1	Dieldrin	0.10	U
72-55-9	4,4'-DDE	0.10	U
72-20-8	Endrin	0.10	U
33213-65-9	Endosulfan II	0.10	U
72-54-8	4,4'-DDD	0.10	U
1031-07-8	Endosulfan sulfate	0.10	U
50-29-3	4,4'-DDT	0.10	U
72-43-5	Methoxychlor	0.50	U
53494-70-5	Endrin ketone	0.10	U
7421-93-4	Endrin aldehyde	0.10	U
5103-71-9	alpha-Chlordane	0.050	U
5103-74-2	gamma-Chlordane	0.050	U
8001-35-2	Toxaphene	5.0	U
12674-11-2	Aroclor-1016	1.0	U
11104-28-2	Aroclor-1221	2.0	U
11141-16-5	Aroclor-1232	1.0	U
53469-21-9	Aroclor-1242	1.0	U
12672-29-6	Aroclor-1248	1.0	U
11097-69-1	Aroclor-1254	1.0	U
11096-82-5	Aroclor-1260	1.0	U

Data File: \\AVOGADRO\ORGANICS\organic\svoa\E4.i\050601F.BNE4C6604F.D

Date : 02-JUN-2005 15:15

Client ID: RIN-3

Sample Info: D06318-09B,,18317,clp.sub,,

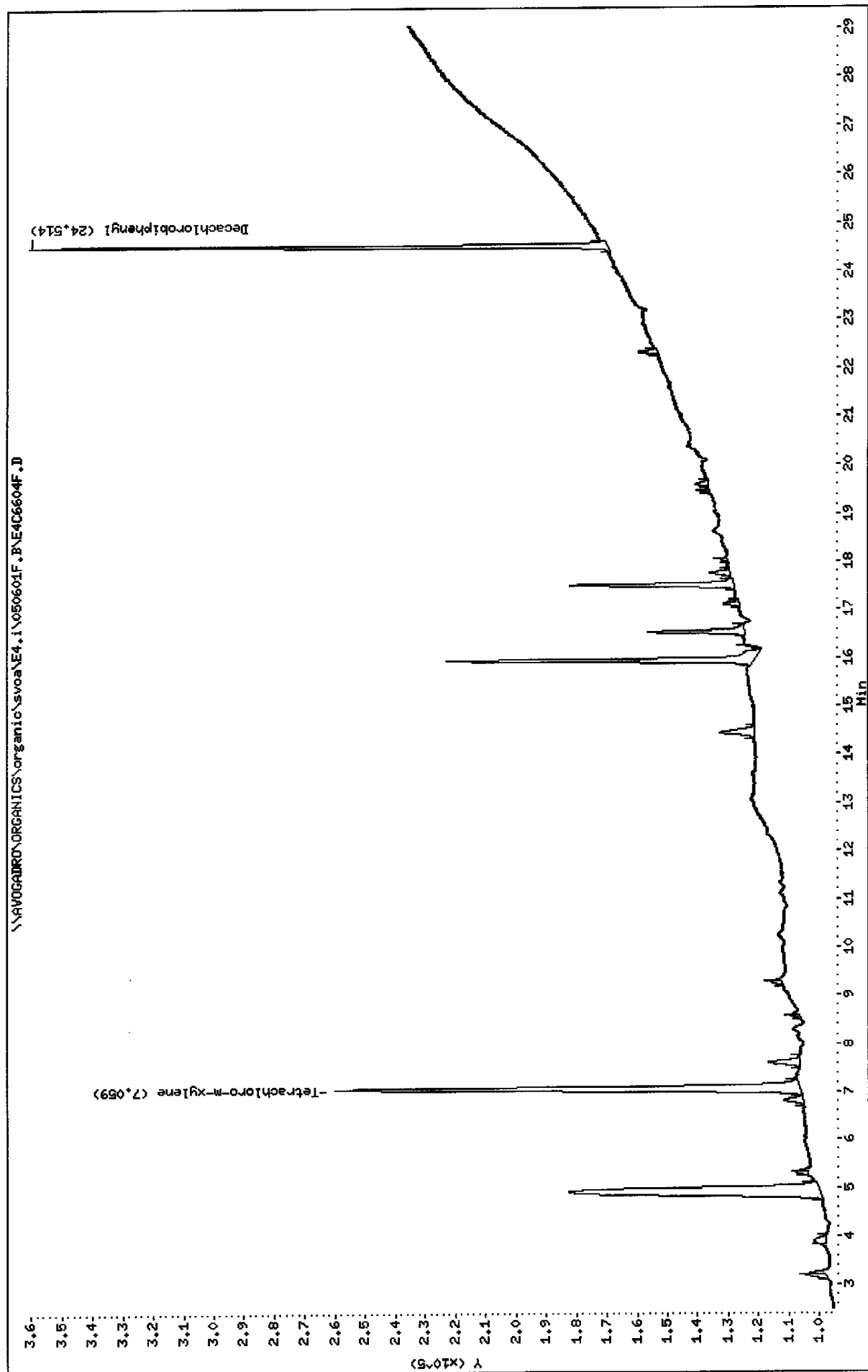
Volume Injected (uL): 1.0

Column phase: CLPest

Instrument: E4.i

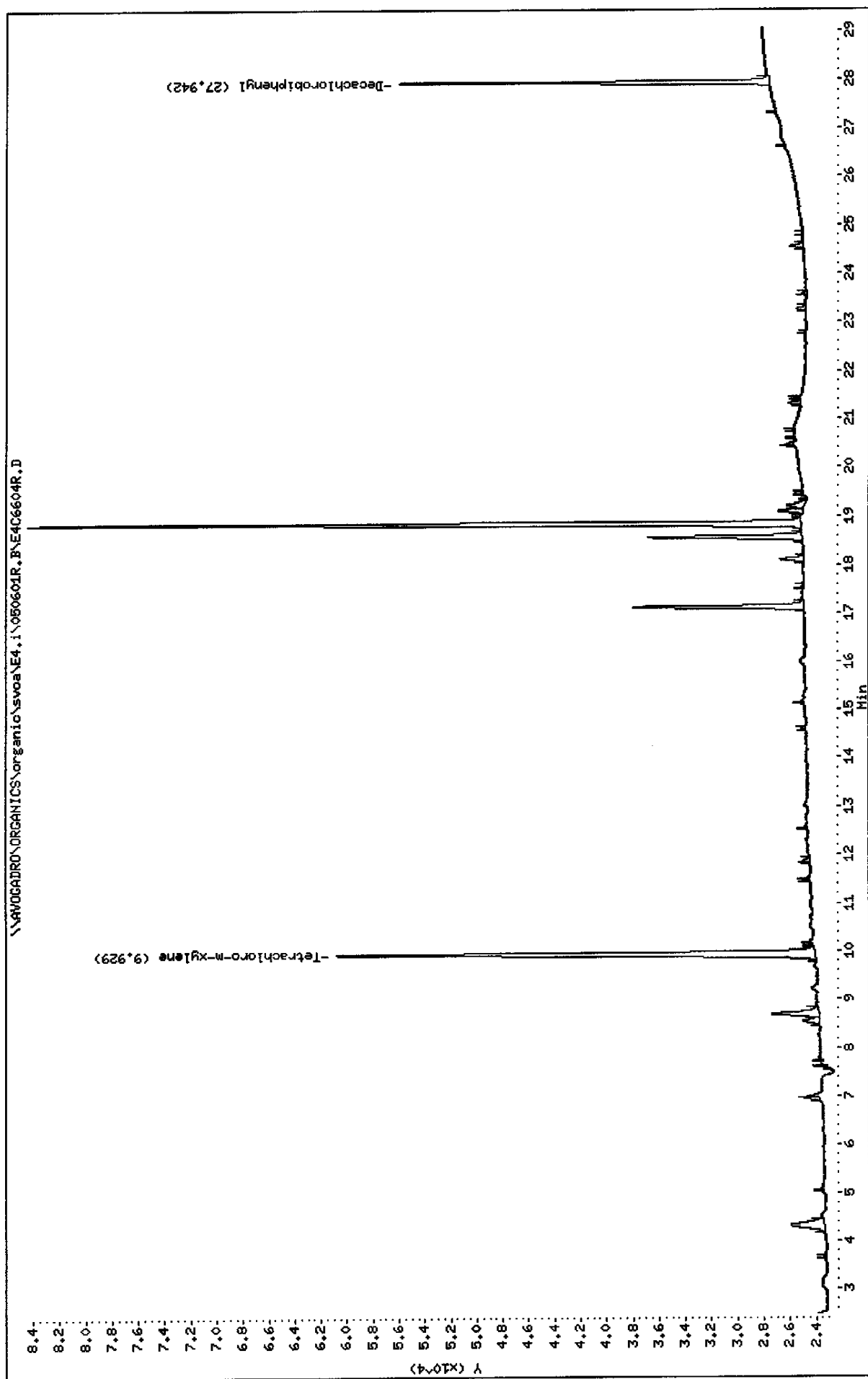
Operator: SRC: LIMS

Column diameter: 0.53



Data File: \\AVOGADRO\ORGANICS\organic\svoa\E4.i\050601R.B\E4C6604R.D  
Date : 02-JUN-2005 15:15  
Client ID: RIN-3  
Sample Info: D0618-09B,,18317.clp.sub,,  
Volume Injected (uL): 1.0  
Column phase: CLPPESTII

Instrument: E4.i  
Operator: SRC: LIHS  
Column diameter: 0.53





Data File: E4C6604F.D  
Report Date: 09-Jun-2005 10:59

Mitkem Corporation

NYASP Pesticide Quantitation Report

Data file : \\AVOGADRO\ORGANICS\organic\svoa\E4.i\050601F.B\E4C6604F.D  
Lab Smp Id: D0618-09B Client Smp ID: RIN-3  
Inj Date : 02-JUN-2005 15:15  
Operator : SRC: LIMS Inst ID: E4.i  
Smp Info : D0618-09B,,18317,clp.sub,,  
Misc Info :  
Comment :  
Method : \\AVOGADRO\ORGANICS\organic\svoa\E4.i\050601F.B\clp-1262e4f.m  
Meth Date : 07-Jun-2005 11:30 mtl Quant Type: ESTD  
Cal Date : 01-JUN-2005 23:54 Cal File: E4C6584F.D  
Als bottle: 32  
Dil Factor: 1.00000  
Integrator: Falcon Compound Sublist: clp.sub  
Subtraction File: \\AVOGADRO\ORGANICS  
Target Version: 4.03 Sample Matrix: WATER  
Processing Host: TARGET9

Concentration Formula:  $\text{Amt} * \text{DF} * \text{Uf} * \text{Vt} / (\text{Vo} * \text{Vi})$

Name	Value	Description
DF	1.000	Dilution Factor
Uf	1.000	Correction factor
Vt	10000.000	Volume of final extract (uL)
Vo	1000.000	Volume of sample extracted (mL)
Vi	1.000	Volume injected (uL)

CONCENTRATIONS					
		ON-COL	FINAL		
RT	EXP RT	DLT RT	RESPONSE ( ng)	( ug/L)	TARGET RANGE
RATIO					
\$ 1	Tetrachloro-m-xylene			CAS #: 877-09-8	
7.06	7.06	0.000	938452 0.01867	0.19	
-----					
\$ 2	Decachlorobiphenyl			CAS #: 2051-24-3	
24.5	24.5	0.000	604298 0.01161	0.12	

52 06/09/05

Data File: E4C6604R.D  
Report Date: 09-Jun-2005 11:00

Mitkem Corporation

NYASP Pesticide Quantitation Report

Data file : \\AVOGADRO\ORGANICS\organic\svoa\E4.i\050601R.B\E4C6604R.D  
Lab Smp Id: D0618-09B Client Smp ID: RIN-3  
Inj Date : 02-JUN-2005 15:15  
Operator : SRC: LIMS Inst ID: E4.i  
Smp Info : D0618-09B,,18317,clp.sub,,  
Misc Info :  
Comment :  
Method : \\AVOGADRO\ORGANICS\organic\svoa\E4.i\050601R.B\clp1262-e4r.m  
Meth Date : 07-JUN-2005 11:28 mtl Quant Type: ESTD  
Cal Date : 01-JUN-2005 23:54 Cal File: E4C6584R.D  
Als bottle: 32  
Dil Factor: 1.00000  
Integrator: Falcon Compound Sublist: clp.sub  
Subtraction File: \\AVOGADRO\ORGANICS  
Target Version: 4.03 Sample Matrix: WATER  
Processing Host: TARGET9

Concentration Formula:  $\text{Amt} * \text{DF} * \text{Uf} * \text{Vt} / (\text{Vo} * \text{Vi})$

Name	Value	Description
DF	1.000	Dilution Factor
Uf	1.000	Correction factor
Vt	10000.000	Volume of final extract (uL)
Vo	1000.000	Volume of sample extracted (mL)
Vi	1.000	Volume injected (uL)

CONCENTRATIONS						
			ON-COL	FINAL		
RT	EXP RT	DLT RT	RESPONSE ( ng)	( ug/L)	TARGET RANGE	RATIO
==	=====	=====	=====	=====	=====	=====
\$ 1	Tetrachloro-m-xylene		CAS #: 877-09-8			
9.93	9.92	0.010	189215	0.01930	0.19	
-----						
\$ 2	Decachlorobiphenyl		CAS #: 2051-24-3			
27.9	27.9	0.000	95343	0.01167	0.12	
-----						

sz 06/09/05

## PESTICIDE INITIAL CALIBRATION OF SINGLE COMPONENT ANALYTES

Lab Name: MITKEM CORPORATION Contract: \_\_\_\_\_Lab Code: MITKEM Case No.: \_\_\_\_\_ SAS No.: \_\_\_\_\_ SDG No.: MD0618Instrument ID: E4 Level (x low): low 1.0 mid 4.0 high 16.0GC Column: CLPPEST ID: 0.53 (mm) Date(s) Analyzed: 06/01/05 06/01/05

COMPOUND	RT OF STANDARDS			MEAN RT	RT WINDOW	
	LOW	MID	HIGH		FROM	TO
alpha-BHC	9.29	9.29	9.28	9.29	9.24	9.34
beta-BHC	10.94	10.93	10.92	10.93	10.88	10.98
delta-BHC	11.51	11.50	11.49	11.50	11.45	11.55
gamma-BHC (Lindane)	10.48	10.48	10.48	10.48	10.43	10.53
Heptachlor	12.13	12.13	12.13	12.13	12.08	12.18
Aldrin	13.11	13.11	13.11	13.11	13.06	13.16
Heptachlor epoxide	15.22	15.21	15.21	15.22	15.15	15.29
Endosulfan I	16.43	16.43	16.42	16.43	16.36	16.50
Dieldrin	17.21	17.21	17.20	17.21	17.14	17.28
4,4'-DDE	16.59	16.57	16.56	16.57	16.50	16.64
Endrin	17.89	17.89	17.89	17.89	17.82	17.96
Endosulfan II	18.67	18.65	18.64	18.66	18.59	18.73
4,4'-DDD	18.50	18.47	18.46	18.48	18.41	18.55
Endosulfan sulfate	21.20	21.19	21.19	21.19	21.12	21.26
4,4'-DDT	19.33	19.32	19.31	19.32	19.25	19.39
Methoxychlor	20.90	20.89	20.88	20.89	20.82	20.96
Endrin ketone	21.88	21.87	21.86	21.87	21.80	21.94
Endrin aldehyde	19.99	19.98	19.97	19.98	19.91	20.05
alpha-Chlordane	16.06	16.06	16.06	16.06	15.99	16.13
gamma-Chlordane	15.63	15.62	15.62	15.62	15.55	15.69
Tetrachloro-m-xylene	7.06	7.06	7.05	7.06	7.01	7.11
Decachlorobiphenyl	24.51	24.51	24.51	24.51	24.41	24.61

\* Surrogate retention times are measured from Standard Mix A analyses.

Retention time windows are +/- 0.05 minutes for all compounds that elute before Heptachlor epoxide, +/- 0.07 minutes for all other compounds, except +/- 0.10 minutes for Decachlorobiphenyl.

## PESTICIDE INITIAL CALIBRATION OF SINGLE COMPONENT ANALYTES

Lab Name: MITKEM CORPORATION Contract: \_\_\_\_\_Lab Code: MITKEM Case No.: \_\_\_\_\_ SAS No.: \_\_\_\_\_ SDG No.: MD0618Instrument ID: E4 Level (x low): low 1.0 mid 4.0 high 16.0GC Column: CLPPESTII ID: 0.53 (mm) Date(s) Analyzed: 06/01/05 06/01/05

COMPOUND	RT OF STANDARDS			MEAN RT	RT WINDOW	
	LOW	MID	HIGH		FROM	TO
alpha-BHC	12.53	12.53	12.52	12.53	12.48	12.58
beta-BHC	14.32	14.31	14.31	14.31	14.26	14.36
delta-BHC	15.35	15.34	15.34	15.34	15.29	15.39
gamma-BHC (Lindane)	13.90	13.90	13.90	13.90	13.85	13.95
Heptachlor	15.44	15.45	15.44	15.44	15.39	15.49
Aldrin	16.53	16.53	16.53	16.53	16.48	16.58
Heptachlor epoxide	18.58	18.57	18.57	18.57	18.50	18.64
Endosulfan I	19.82	19.82	19.81	19.82	19.75	19.89
Dieldrin	20.66	20.66	20.65	20.66	20.59	20.73
4,4'-DDE	20.35	20.35	20.34	20.35	20.28	20.42
Endrin	21.51	21.51	21.51	21.51	21.44	21.58
Endosulfan II	22.13	22.12	22.11	22.12	22.05	22.19
4,4'-DDD	21.99	21.98	21.98	21.98	21.91	22.05
Endosulfan sulfate	23.74	23.73	23.73	23.73	23.66	23.80
4,4'-DDT	22.80	22.80	22.79	22.80	22.73	22.87
Methoxychlor	24.56	24.55	24.55	24.55	24.48	24.62
Endrin ketone	25.02	25.01	25.01	25.01	24.94	25.08
Endrin aldehyde	23.04	23.03	23.03	23.03	22.96	23.10
alpha-Chlordane	19.69	19.69	19.69	19.69	19.62	19.76
gamma-Chlordane	19.21	19.21	19.21	19.21	19.14	19.28
Tetrachloro-m-xylene	9.92	9.92	9.92	9.92	9.87	9.97
Decachlorobiphenyl	27.94	27.94	27.93	27.94	27.84	28.04

\* Surrogate retention times are measured from Standard Mix A analyses.

Retention time windows are +/- 0.05 minutes for all compounds that elute before Heptachlor epoxide, +/- 0.07 minutes for all other compounds, except +/- 0.10 minutes for Decachlorobiphenyl.

## PESTICIDE INITIAL CALIBRATION OF SINGLE COMPONENT ANALYTES

Lab Name: MITKEM CORPORATION Contract: \_\_\_\_\_Lab Code: MITKEM Case No.: \_\_\_\_\_ SAS No.: \_\_\_\_\_ SDG No.: MD0618Instrument ID: E4 Level (x low): low 1.0 mid 4.0 high 16.0GC Column: CLPPEST ID: 0.53 (mm) Date(s) Analyzed: 06/01/05 06/01/05

COMPOUND	CALIBRATION FACTORS			MEAN	%RSD
	LOW	MID	HIGH		
alpha-BHC	96336600	84801300	93805525	91647808	6.6
beta-BHC	29195400	30944300	32061213	30733638	4.7
delta-BHC	57956800	68502150	80864525	69107825	16.6
gamma-BHC (Lindane)	88667200	76928950	83930763	83175638	7.1
Heptachlor	90295600	75853400	79546650	81898550	9.2
Aldrin	72178400	76398200	79054425	75877008	4.6
Heptachlor epoxide	71737600	72460550	71651213	71949788	0.6
Endosulfan I	84685000	70379400	69871513	74978638	11.2
Dieldrin	91550800	75530375	74233588	80438254	12.0
4,4'-DDE	64671600	69900150	72706519	69092756	5.9
Endrin	74850500	62295025	60854819	66000115	11.7
Endosulfan II	60923100	61666300	60780106	61123169	0.8
4,4'-DDD	62196900	55793000	59008000	58999300	5.4
Endosulfan sulfate	36723500	47933850	50294513	44983954	16.1
4,4'-DDT	54939500	52730600	58404419	55358173	5.2
Methoxychlor	25817680	24121670	22964831	24301394	5.9
Endrin ketone	41139100	48556650	51395731	47030494	11.3
Endrin aldehyde	43530600	44965000	45241638	44579079	2.1
alpha-Chlordane	68840000	69634650	71746625	70073758	2.1
gamma-Chlordane	72532000	75423850	78583838	75513229	4.0
Tetrachloro-m-xylene	63216000	50275750	52368788	55286846	12.6
Decachlorobiphenyl	68289600	52071825	51360594	57240673	16.7

\* Surrogate calibration factors are measured from Standard Mix A analyses.

## PESTICIDE INITIAL CALIBRATION OF SINGLE COMPONENT ANALYTES

Lab Name: MITKEM CORPORATION Contract: \_\_\_\_\_Lab Code: MITKEM Case No.: \_\_\_\_\_ SAS No.: \_\_\_\_\_ SDG No.: MD0618Instrument ID: E4 Level (x low): low 1.0 mid 4.0 high 16.0GC Column: CLPPESTII ID: 0.53 (mm) Date(s) Analyzed: 06/01/05 06/01/05

COMPOUND =====	CALIBRATION FACTORS			MEAN =====	%RSD =====
	LOW =====	MID =====	HIGH =====		
alpha-BHC	16730200	14380450	16764000	15958217	8.6
beta-BHC	6111200	6402100	6354900	6289400	2.5
delta-BHC	10645800	12183100	14743613	12524171	16.5
gamma-BHC (Lindane)	15646400	13286500	15198663	14710521	8.5
Heptachlor	16941000	13958900	15197925	15365942	9.7
Aldrin	11525600	12014100	13336700	12292133	7.6
Heptachlor epoxide	11785800	12036000	12829950	12217250	4.5
Endosulfan I	14158600	11663600	12587113	12803104	9.9
Dieldrin	15381900	13074125	14723063	14393029	8.3
4,4'-DDE	9827500	11109300	12917256	11284685	13.8
Endrin	11485100	9597825	10772750	10618558	9.0
Endosulfan II	8997000	9491050	10410594	9632881	7.4
4,4'-DDD	8468800	7796900	9288706	8518135	8.8
Endosulfan sulfate	5272800	7230400	8442056	6981752	22.9
4,4'-DDT	9168100	8346300	9794894	9103098	8.0
Methoxychlor	4515300	4120845	4351981	4329375	4.6
Endrin ketone	5489300	6922025	8157969	6856431	19.5
Endrin aldehyde	6509400	6980000	7621156	7036852	7.9
alpha-Chlordane	11346400	11649850	12433650	11809967	4.8
gamma-Chlordane	11960800	12161800	13187950	12436850	5.3
=====	=====	=====	=====	=====	=====
Tetrachloro-m-xylene	12707200	9805050	10011525	10841258	14.9
Decachlorobiphenyl	10934900	8167625	8082131	9061552	17.9

\* Surrogate calibration factors are measured from Standard Mix A analyses.

## PESTICIDE INITIAL CALIBRATION OF MULTICOMPONENT ANALYTES

Lab Name: MITKEM CORPORATION Contract: \_\_\_\_\_Lab Code: MITKEM Case No.: \_\_\_\_\_ SAS No.: \_\_\_\_\_ SDG No.: MD0618Instrument ID: E4 Date(s) Analyzed: 06/01/05 06/01/05GC Column: CLPPEST ID: 0.53 (mm)

COMPOUND	AMOUNT (ng)	PEAK1	RT	RT WINDOW FROM	TO	CALIBRATION FACTOR
=====	=====	=====	=====	=====	=====	=====
Toxaphene	0.50	1	19.87	19.80	19.94	1937222
		2	20.27	20.20	20.34	3119420
		3	20.86	20.79	20.93	3526976
		4				
		5				
Aroclor-1016	0.10	1	8.67	8.60	8.74	899440
		2	10.00	9.93	10.07	1742360
		3	11.67	11.60	11.74	3613370
		4				
		5				
Aroclor-1221	0.20	1	7.94	7.87	8.01	415660
		2	8.52	8.45	8.59	267880
		3	8.67	8.60	8.74	1296965
		4				
		5				
Aroclor-1232	0.10	1	8.68	8.61	8.75	947360
		2	10.00	9.93	10.07	384670
		3	11.68	11.61	11.75	1260270
		4				
		5				
Aroclor-1242	0.10	1	11.68	11.61	11.75	2420970
		2	13.50	13.43	13.57	1336390
		3	13.78	13.71	13.85	484400
		4				
		5				
Aroclor-1248	0.10	1	13.49	13.42	13.56	2353070
		2	14.91	14.84	14.98	1150310
		3	15.48	15.41	15.55	833810
		4				
		5				
Aroclor-1254	0.10	1	14.74	14.67	14.81	1988150
		2	15.60	15.53	15.67	2653270
		3	16.84	16.77	16.91	3144280
		4				
		5				
Aroclor-1260	0.10	1	19.20	19.13	19.27	5923970
		2	21.13	21.06	21.20	7089810
		3	21.86	21.79	21.93	3166720
		4				
		5				

1 At least 3 peaks for each column are required for identification of multicomponent analytes.

## PESTICIDE INITIAL CALIBRATION OF MULTICOMPONENT ANALYTES

Lab Name: MITKEM CORPORATION Contract: \_\_\_\_\_Lab Code: MITKEM Case No.: \_\_\_\_\_ SAS No.: \_\_\_\_\_ SDG No.: MD0618Instrument ID: E4 Date(s) Analyzed: 06/01/05 06/01/05GC Column: CLPPESTII ID: 0.53 (mm)

COMPOUND	AMOUNT (ng)	PEAK1	RT	RT WINDOW FROM	TO	CALIBRATION FACTOR
=====	=====	=====	=====	=====	=====	=====
Toxaphene	0.50	1	22.35	22.28	22.42	754486
		2	23.06	22.99	23.13	655298
		3	24.31	24.24	24.38	828826
		4				
		5				
Aroclor-1016	0.10	1	12.03	11.96	12.10	201390
		2	13.57	13.50	13.64	409750
		3	15.20	15.13	15.27	835730
		4				
		5				
Aroclor-1221	0.20	1	8.06	7.99	8.13	83940
		2	11.25	11.18	11.32	111045
		3	12.03	11.96	12.10	286905
		4				
		5				
Aroclor-1232	0.10	1	12.03	11.96	12.10	231150
		2	13.56	13.49	13.63	83540
		3	15.19	15.12	15.26	347010
		4				
		5				
Aroclor-1242	0.10	1	15.19	15.12	15.26	632820
		2	16.00	15.93	16.07	146890
		3	16.37	16.30	16.44	131560
		4				
		5				
Aroclor-1248	0.10	1	16.51	16.44	16.58	244790
		2	17.25	17.18	17.32	344410
		3	17.65	17.58	17.72	375190
		4				
		5				
Aroclor-1254	0.10	1	18.67	18.60	18.74	414200
		2	20.36	20.29	20.43	358560
		3	20.70	20.63	20.77	692390
		4				
		5				
Aroclor-1260	0.10	1	21.85	21.78	21.92	523740
		2	22.79	22.72	22.86	719560
		3	24.38	24.31	24.45	742450
		4				
		5				

1 At least 3 peaks for each column are required for identification of multicomponent analytes.



6H  
PESTICIDE ANALYTE RESOLUTION SUMMARY

Lab Name: MITKEM CORPORATION Contract: \_\_\_\_\_  
 Lab Code: MITKEM Case No.: \_\_\_\_\_ SAS No.: \_\_\_\_\_ SDG No.: MD0618  
 GC Column (1): CLPPEST ID: 0.53 (mm) Instrument ID (1): E4  
 EPA Sample No. (RESC##): RESCD1 Lab Sample ID (1): RESCD1  
 Date Analyzed (1): 06/01/05 Time Analyzed (1): 1526

	ANALYTE	RT	RESOLUTION (%)
	=====	=====	=====
01	Tetrachloro-m-xylene	7.06	100.0
02	gamma-Chlordane	15.63	100.0
03	Endosulfan I	16.43	90.3
04	4,4'-DDE	16.58	100.0
05	Dieldrin	17.21	100.0
06	Methoxychlor	20.90	98.0
07	Endosulfan sulfate	21.20	100.0
08	Endrin ketone	21.87	100.0
09	Decachlorobiphenyl	24.51	

GC Column (2): CLPPESTII ID: 0.53 (mm) Instrument ID (2): E4  
 EPA Sample No. (RESC##): RESCD1 Lab Sample ID (2): RESCD1  
 Date Analyzed (2): 06/01/05 Time Analyzed (2): 1526

	ANALYTE	RT	RESOLUTION (%)
	=====	=====	=====
01	Tetrachloro-m-xylene	9.93	100.0
02	gamma-Chlordane	19.21	100.0
03	Endosulfan I	19.82	100.0
04	4,4'-DDE	20.35	100.0
05	Dieldrin	20.66	100.0
06	Endosulfan sulfate	23.74	100.0
07	Methoxychlor	24.56	100.0
08	Endrin ketone	25.02	100.0
09	Decachlorobiphenyl	27.94	

6I  
PERFORMANCE EVALUATION MIXTURE (PEM)

Lab Name: MITKEM CORPORATION Contract: \_\_\_\_\_  
 Lab Code: MITKEM Case No.: \_\_\_\_\_ SAS No.: \_\_\_\_\_ SDG No.: MD0618  
 GC Column (1): CLPPEST ID: 0.53 (mm) Instrument ID (1): E4  
 EPA Sample No. (PEM##): PEMD1 Lab Sample ID (1): PEMD1  
 Date Analyzed (1): 06/01/05 Time Analyzed (1): 1602

	ANALYTE	RT	RESOLUTION (%)
	=====	=====	=====
01	Tetrachloro-m-xylene	7.06	100.0
02	alpha-BHC	9.29	100.0
03	gamma-BHC (Lindane)	10.48	100.0
04	beta-BHC	10.93	100.0
05	Endrin	17.90	100.0
06	4,4'-DDT	19.32	100.0
07	Methoxychlor	20.89	100.0
08	Decachlorobiphenyl	24.51	

GC Column (2): CLPPESTII ID: 0.53 (mm) Instrument ID (2): E4  
 EPA Sample No. (PEM##): PEMD1 Lab Sample ID (2): PEMD1  
 Date Analyzed (2): 06/01/05 Time Analyzed (2): 1602

	ANALYTE	RT	RESOLUTION (%)
	=====	=====	=====
01	Tetrachloro-m-xylene	9.93	100.0
02	alpha-BHC	12.53	100.0
03	gamma-BHC (Lindane)	13.90	100.0
04	beta-BHC	14.32	100.0
05	Endrin	21.51	100.0
06	4,4'-DDT	22.80	100.0
07	Methoxychlor	24.56	100.0
08	Decachlorobiphenyl	27.94	

6I  
PERFORMANCE EVALUATION MIXTURE (PEM)

Lab Name: MITKEM CORPORATION Contract: \_\_\_\_\_  
 Lab Code: MITKEM Case No.: \_\_\_\_\_ SAS No.: \_\_\_\_\_ SDG No.: MD0618  
 GC Column (1): CLPPEST ID: 0.53 (mm) Instrument ID (1): E4  
 EPA Sample No. (PEM##): PEMD2 Lab Sample ID (1): PEMD2  
 Date Analyzed (1): 06/02/05 Time Analyzed (1): 0106

	ANALYTE	RT	RESOLUTION (%)
	=====	=====	=====
01	Tetrachloro-m-xylene	7.06	100.0
02	alpha-BHC	9.28	100.0
03	gamma-BHC (Lindane)	10.48	100.0
04	beta-BHC	10.93	100.0
05	Endrin	17.89	100.0
06	4,4'-DDT	19.32	100.0
07	Methoxychlor	20.89	100.0
08	Decachlorobiphenyl	24.51	

GC Column (2): CLPPESTII ID: 0.53 (mm) Instrument ID (2): E4  
 EPA Sample No. (PEM##): PEMD2 Lab Sample ID (2): PEMD2  
 Date Analyzed (2): 06/02/05 Time Analyzed (2): 0106

	ANALYTE	RT	RESOLUTION (%)
	=====	=====	=====
01	Tetrachloro-m-xylene	9.92	100.0
02	alpha-BHC	12.52	100.0
03	gamma-BHC (Lindane)	13.90	100.0
04	beta-BHC	14.31	100.0
05	Endrin	21.51	100.0
06	4,4'-DDT	22.79	100.0
07	Methoxychlor	24.55	100.0
08	Decachlorobiphenyl	27.94	

6I  
PERFORMANCE EVALUATION MIXTURE (PEM)

Lab Name: MITKEM CORPORATION Contract: \_\_\_\_\_  
 Lab Code: MITKEM Case No.: \_\_\_\_\_ SAS No.: \_\_\_\_\_ SDG No.: MD0618  
 GC Column (1): CLPPEST ID: 0.53 (mm) Instrument ID (1): E4  
 EPA Sample No. (PEM##): PEMDB Lab Sample ID (1): PEMDB  
 Date Analyzed (1): 06/02/05 Time Analyzed (1): 1740

	ANALYTE	RT	RESOLUTION (%)
	=====	=====	=====
01	Tetrachloro-m-xylene	7.06	100.0
02	alpha-BHC	9.29	100.0
03	gamma-BHC (Lindane)	10.48	100.0
04	beta-BHC	10.93	100.0
05	Endrin	17.89	100.0
06	4,4'-DDT	19.32	100.0
07	Methoxychlor	20.89	100.0
08	Decachlorobiphenyl	24.51	

GC Column (2): CLPPESTII ID: 0.53 (mm) Instrument ID (2): E4  
 EPA Sample No. (PEM##): PEMDB Lab Sample ID (2): PEMDB  
 Date Analyzed (2): 06/02/05 Time Analyzed (2): 1740

	ANALYTE	RT	RESOLUTION (%)
	=====	=====	=====
01	Tetrachloro-m-xylene	9.93	100.0
02	alpha-BHC	12.53	100.0
03	gamma-BHC (Lindane)	13.90	100.0
04	beta-BHC	14.32	100.0
05	Endrin	21.51	100.0
06	4,4'-DDT	22.80	100.0
07	Methoxychlor	24.56	100.0
08	Decachlorobiphenyl	27.94	

6J  
INDIVIDUAL STANDARD MIXTURE A

Lab Name: MITKEM CORPORATION Contract: \_\_\_\_\_  
 Lab Code: MITKEM Case No.: \_\_\_\_\_ SAS No.: \_\_\_\_\_ SDG No.: MD0618  
 GC Column (1): CLPPEST ID: 0.53 (mm) Instrument ID (1): E4  
 EPA Sample No. (INDAM##): INDAMD1 Lab Sample ID (1): INDAMD1  
 Date Analyzed (1): 06/01/05 Time Analyzed (1): 2205

	ANALYTE	RT	RESOLUTION (%)
	=====	=====	=====
01	Tetrachloro-m-xylene	7.06	100.0
02	alpha-BHC	9.29	100.0
03	gamma-BHC (Lindane)	10.48	100.0
04	Heptachlor	12.13	100.0
05	Endosulfan I	16.43	100.0
06	Dieldrin	17.21	100.0
07	Endrin	17.89	100.0
08	4,4'-DDD	18.47	100.0
09	4,4'-DDT	19.32	100.0
10	Methoxychlor	20.89	100.0
11	Decachlorobiphenyl	24.51	

GC Column (2): CLPPESTII ID: 0.53 (mm) Instrument ID (2): E4  
 EPA Sample No. (INDAM##): INDAMD1 Lab Sample ID (2): INDAMD1  
 Date Analyzed (2): 06/01/05 Time Analyzed (2): 2205

	ANALYTE	RT	RESOLUTION (%)
	=====	=====	=====
01	Tetrachloro-m-xylene	9.92	100.0
02	alpha-BHC	12.53	100.0
03	gamma-BHC (Lindane)	13.90	100.0
04	Heptachlor	15.45	100.0
05	Endosulfan I	19.82	100.0
06	Dieldrin	20.66	100.0
07	Endrin	21.51	100.0
08	4,4'-DDD	21.98	100.0
09	4,4'-DDT	22.80	100.0
10	Methoxychlor	24.55	100.0
11	Decachlorobiphenyl	27.94	

6K  
INDIVIDUAL STANDARD MIXTURE B

Lab Name: MITKEM CORPORATION Contract: \_\_\_\_\_  
 Lab Code: MITKEM Case No.: \_\_\_\_\_ SAS No.: \_\_\_\_\_ SDG No.: MD0618  
 GC Column (1): CLPPEST ID: 0.53 (mm) Instrument ID (1): E4  
 EPA Sample No. (INDBM##): INDBMD1 Lab Sample ID (1): INDBMD1  
 Date Analyzed (1): 06/01/05 Time Analyzed (1): 2241

	ANALYTE	RT	RESOLUTION (%)
	=====	=====	=====
01	Tetrachloro-m-xylene	7.06	100.0
02	beta-BHC	10.93	100.0
03	delta-BHC	11.50	100.0
04	Aldrin	13.11	100.0
05	Heptachlor epoxide	15.22	100.0
06	gamma-Chlordane	15.62	100.0
07	alpha-Chlordane	16.06	100.0
08	4,4'-DDE	16.57	100.0
09	Endosulfan II	18.65	100.0
10	Endrin aldehyde	19.98	100.0
11	Endosulfan sulfate	21.19	100.0
12	Endrin ketone	21.87	100.0
13	Decachlorobiphenyl	24.51	

GC Column (2): CLPPESTII ID: 0.53 (mm) Instrument ID (2): E4  
 EPA Sample No. (INDBM##): INDBMD1 Lab Sample ID (2): INDBMD1  
 Date Analyzed (2): 06/01/05 Time Analyzed (2): 2241

	ANALYTE	RT	RESOLUTION (%)
	=====	=====	=====
01	Tetrachloro-m-xylene	9.93	100.0
02	beta-BHC	14.32	100.0
03	delta-BHC	15.34	100.0
04	Aldrin	16.53	100.0
05	Heptachlor epoxide	18.57	100.0
06	gamma-Chlordane	19.21	100.0
07	alpha-Chlordane	19.69	100.0
08	4,4'-DDE	20.35	100.0
09	Endosulfan II	22.12	100.0
10	Endrin aldehyde	23.03	100.0
11	Endosulfan sulfate	23.73	100.0
12	Endrin ketone	25.01	100.0
13	Decachlorobiphenyl	27.94	

7E  
PESTICIDE CALIBRATION VERIFICATION SUMMARY

Lab Name: MITKEM CORPORATION Contract: \_\_\_\_\_

Lab Code: MITKEM Case No.: \_\_\_\_\_ SAS No.: \_\_\_\_\_ SDG No.: MD0618

GC Column: CLPPEST ID: 0.53 (mm) Init. Calib. Date(s): 06/01/05 06/01/05

EPA Sample No. (PIBLK##): \_\_\_\_\_ Date Analyzed : \_\_\_\_\_

Lab Sample ID (PIBLK) : \_\_\_\_\_ Time Analyzed : \_\_\_\_\_

EPA Sample No. (PEM##) : PEMD1 Date Analyzed : 06/01/05

Lab Sample ID (PEM) : PEMD1 Time Analyzed : 1602

PEM COMPOUND	RT	RT WINDOW		CALC AMOUNT (ng)	NOM AMOUNT (ng)	%D
=====	=====	=====	=====	=====	=====	=====
alpha-BHC	9.29	9.24	9.34	0.010	0.010	0.0
beta-BHC	10.93	10.88	10.98	0.011	0.010	10.0
gamma-BHC (Lindane)	10.48	10.43	10.53	0.010	0.010	0.0
Endrin	17.90	17.82	17.96	0.058	0.050	16.0
4,4'-DDT	19.32	19.25	19.39	0.107	0.10	7.0
Methoxychlor	20.89	20.82	20.96	0.243	0.25	-2.8

4,4'-DDT % Breakdown (1): 0.00 Endrin % Breakdown (1): 0.00

Combined % Breakdown (1): 0.00

7E  
PESTICIDE CALIBRATION VERIFICATION SUMMARY

Lab Name: MITKEM CORPORATION Contract: \_\_\_\_\_

Lab Code: MITKEM Case No.: \_\_\_\_\_ SAS No.: \_\_\_\_\_ SDG No.: MD0618

GC Column: CLPPESTII ID: 0.53 (mm) Init. Calib. Date(s): 06/01/05 06/01/05

EPA Sample No. (PIBLK##): \_\_\_\_\_ Date Analyzed : \_\_\_\_\_

Lab Sample ID (PIBLK) : \_\_\_\_\_ Time Analyzed : \_\_\_\_\_

EPA Sample No. (PEM##) : PEMD1 Date Analyzed : 06/01/05

Lab Sample ID (PEM) : PEMD1 Time Analyzed : 1602

PEM COMPOUND	RT	RT WINDOW		CALC AMOUNT (ng)	NOM AMOUNT (ng)	%D
=====	=====	=====	=====	=====	=====	=====
alpha-BHC	12.53	12.48	12.58	0.010	0.010	0.0
beta-BHC	14.32	14.26	14.36	0.011	0.010	10.0
gamma-BHC (Lindane)	13.90	13.85	13.95	0.010	0.010	0.0
Endrin	21.51	21.44	21.58	0.061	0.050	22.0
4,4'-DDT	22.80	22.73	22.87	0.112	0.10	12.0
Methoxychlor	24.56	24.48	24.62	0.249	0.25	-0.4

4,4'-DDT % Breakdown (1): 0.00 Endrin % Breakdown (1): 0.00

Combined % Breakdown (1): 0.00



7E  
PESTICIDE CALIBRATION VERIFICATION SUMMARY

Lab Name: MITKEM CORPORATION Contract: \_\_\_\_\_  
 Lab Code: MITKEM Case No.: \_\_\_\_\_ SAS No.: \_\_\_\_\_ SDG No.: MD0618  
 GC Column: CLPPEST ID: 0.53 (mm) Init. Calib. Date(s): 06/01/05 06/01/05  
 EPA Sample No. (PIBLK##): PIBLKD2 Date Analyzed : 06/02/05  
 Lab Sample ID (PIBLK) : PIBLKD2 Time Analyzed : 0030  
 EPA Sample No. (PEM##) : PEMD2 Date Analyzed : 06/02/05  
 Lab Sample ID (PEM) : PEMD2 Time Analyzed : 0106

PEM COMPOUND	RT	RT WINDOW		CALC AMOUNT (ng)	NOM AMOUNT (ng)	%D
		FROM	TO			
alpha-BHC	9.28	9.24	9.34	0.010	0.010	0.0
beta-BHC	10.93	10.88	10.98	0.011	0.010	10.0
gamma-BHC (Lindane)	10.48	10.43	10.53	0.010	0.010	0.0
Endrin	17.89	17.82	17.96	0.058	0.050	16.0
4,4'-DDT	19.32	19.25	19.39	0.109	0.10	9.0
Methoxychlor	20.89	20.82	20.96	0.250	0.25	0.0

4,4'-DDT % Breakdown (1): 0.00 Endrin % Breakdown (1): 0.00  
 Combined % Breakdown (1): 0.00

7E  
PESTICIDE CALIBRATION VERIFICATION SUMMARY

Lab Name: MITKEM CORPORATION Contract: \_\_\_\_\_

Lab Code: MITKEM Case No.: \_\_\_\_\_ SAS No.: \_\_\_\_\_ SDG No.: MD0618

GC Column: CLPPESTII ID: 0.53 (mm) Init. Calib. Date(s): 06/01/05 06/01/05

EPA Sample No. (PIBLK##): PIBLKD2 Date Analyzed : 06/02/05

Lab Sample ID (PIBLK) : PIBLKD2 Time Analyzed : 0030

EPA Sample No. (PEM##) : PEMD2 Date Analyzed : 06/02/05

Lab Sample ID (PEM) : PEMD2 Time Analyzed : 0106

PEM COMPOUND	RT	RT WINDOW		CALC AMOUNT (ng)	NOM AMOUNT (ng)	%D
=====	=====	=====	=====	=====	=====	=====
alpha-BHC	12.52	12.48	12.58	0.010	0.010	0.0
beta-BHC	14.31	14.26	14.36	0.010	0.010	0.0
gamma-BHC (Lindane)	13.90	13.85	13.95	0.010	0.010	0.0
Endrin	21.51	21.44	21.58	0.061	0.050	22.0
4,4'-DDT	22.79	22.73	22.87	0.114	0.10	14.0
Methoxychlor	24.55	24.48	24.62	0.257	0.25	2.8

4,4'-DDT % Breakdown (1): 0.00 Endrin % Breakdown (1): 0.00

Combined % Breakdown (1): 0.00

7E  
PESTICIDE CALIBRATION VERIFICATION SUMMARY

Lab Name: MITKEM CORPORATION Contract: \_\_\_\_\_  
 Lab Code: MITKEM Case No.: \_\_\_\_\_ SAS No.: \_\_\_\_\_ SDG No.: MD0618  
 GC Column: CLPPEST ID: 0.53 (mm) Init. Calib. Date(s): 06/01/05 06/01/05  
 EPA Sample No. (PIBLK##): PIBLKDB Date Analyzed : 06/02/05  
 Lab Sample ID (PIBLK) : PIBLKDB Time Analyzed : 1704  
 EPA Sample No. (PEM##) : PEMDB Date Analyzed : 06/02/05  
 Lab Sample ID (PEM) : PEMDB Time Analyzed : 1740

PEM COMPOUND	RT	RT WINDOW		CALC AMOUNT (ng)	NOM AMOUNT (ng)	%D
=====	=====	=====	=====	=====	=====	=====
alpha-BHC	9.29	9.24	9.34	0.010	0.010	0.0
beta-BHC	10.93	10.88	10.98	0.011	0.010	10.0
gamma-BHC (Lindane)	10.48	10.43	10.53	0.011	0.010	10.0
Endrin	17.89	17.82	17.96	0.060	0.050	20.0
4,4'-DDT	19.32	19.25	19.39	0.112	0.10	12.0
Methoxychlor	20.89	20.82	20.96	0.251	0.25	0.4

4,4'-DDT % Breakdown (1): 0.00 Endrin % Breakdown (1): 0.00  
 Combined % Breakdown (1): 0.00

7E  
PESTICIDE CALIBRATION VERIFICATION SUMMARY

Lab Name: MITKEM CORPORATION Contract: \_\_\_\_\_  
 Lab Code: MITKEM Case No.: \_\_\_\_\_ SAS No.: \_\_\_\_\_ SDG No.: MD0618  
 GC Column: CLPPESTII ID: 0.53 (mm) Init. Calib. Date(s): 06/01/05 06/01/05  
 EPA Sample No. (PIBLK##): PIBLKDB Date Analyzed : 06/02/05  
 Lab Sample ID (PIBLK) : PIBLKDB Time Analyzed : 1704  
 EPA Sample No. (PEM##) : PEMDB Date Analyzed : 06/02/05  
 Lab Sample ID (PEM) : PEMDB Time Analyzed : 1740

PEM COMPOUND	RT	RT WINDOW FROM TO		CALC AMOUNT (ng)	NOM AMOUNT (ng)	%D
=====	=====	=====	=====	=====	=====	=====
alpha-BHC	12.53	12.48	12.58	0.010	0.010	0.0
beta-BHC	14.32	14.26	14.36	0.010	0.010	0.0
gamma-BHC (Lindane)	13.90	13.85	13.95	0.010	0.010	0.0
Endrin	21.51	21.44	21.58	0.059	0.050	18.0
4,4'-DDT	22.80	22.73	22.87	0.112	0.10	12.0
Methoxychlor	24.56	24.48	24.62	0.253	0.25	1.2

4,4'-DDT % Breakdown (1): 0.00 Endrin % Breakdown (1): 0.00  
 Combined % Breakdown (1): 0.00

7F  
PESTICIDE CALIBRATION VERIFICATION SUMMARY

Lab Name: MITKEM CORPORATION Contract: \_\_\_\_\_

Lab Code: MITKEM Case No.: \_\_\_\_\_ SAS No.: \_\_\_\_\_ SDG No.: MD0618

GC Column: CLPPEST ID: 0.53 (mm) Init. Calib. Date(s): 06/01/05 06/01/05

EPA Sample No. (PIBLK##): PIBLKDA Date Analyzed : 06/02/05

Lab Sample ID (PIBLK) : PIBLKDA Time Analyzed : 0556

EPA Sample No. (INDAM##) : INDAMDA Date Analyzed : 06/02/05

Lab Sample ID (INDAM) : INDAMDA Time Analyzed : 0632

INDIVIDUAL MIX A COMPOUND	RT	RT WINDOW FROM TO		CALC AMOUNT (ng)	NOM AMOUNT (ng)	%D
alpha-BHC	9.28	9.24	9.34	0.021	0.020	5.0
gamma-BHC (Lindane)	10.48	10.43	10.53	0.021	0.020	5.0
Heptachlor	12.13	12.08	12.18	0.021	0.020	5.0
Endosulfan I	16.43	16.36	16.50	0.020	0.020	0.0
Dieldrin	17.21	17.14	17.28	0.041	0.040	2.5
Endrin	17.89	17.82	17.96	0.042	0.040	5.0
4,4'-DDD	18.47	18.41	18.55	0.042	0.040	5.0
4,4'-DDT	19.32	19.25	19.39	0.043	0.040	7.5
Methoxychlor	20.89	20.82	20.96	0.21	0.20	5.0
Tetrachloro-m-xylene	7.06	7.01	7.11	0.021	0.020	5.0
Decachlorobiphenyl	24.51	24.41	24.61	0.040	0.040	0.0

EPA Sample No. (INDBM##) : INDBMDA Date Analyzed : 06/02/05

Lab Sample ID (INDBM) : INDBMDA Time Analyzed : 0709

INDIVIDUAL MIX B COMPOUND	RT	RT WINDOW FROM TO		CALC AMOUNT (ng)	NOM AMOUNT (ng)	%D
beta-BHC	10.93	10.88	10.98	0.021	0.020	5.0
delta-BHC	11.50	11.45	11.55	0.022	0.020	10.0
Aldrin	13.11	13.06	13.16	0.021	0.020	5.0
Heptachlor epoxide	15.22	15.15	15.29	0.021	0.020	5.0
4,4'-DDE	16.57	16.50	16.64	0.042	0.040	5.0
Endosulfan II	18.65	18.59	18.73	0.042	0.040	5.0
Endosulfan sulfate	21.19	21.12	21.26	0.043	0.040	7.5
Endrin ketone	21.87	21.80	21.94	0.043	0.040	7.5
Endrin aldehyde	19.98	19.91	20.05	0.042	0.040	5.0
alpha-Chlordane	16.06	15.99	16.13	0.021	0.020	5.0
gamma-Chlordane	15.63	15.55	15.69	0.021	0.020	5.0
Tetrachloro-m-xylene	7.06	7.01	7.11	0.021	0.020	5.0
Decachlorobiphenyl	24.51	24.41	24.61	0.040	0.040	0.0

7F  
PESTICIDE CALIBRATION VERIFICATION SUMMARY

Lab Name: MITKEM CORPORATION Contract: \_\_\_\_\_

Lab Code: MITKEM Case No.: \_\_\_\_\_ SAS No.: \_\_\_\_\_ SDG No.: MD0618

GC Column: CLPPESTII ID: 0.53 (mm) Init. Calib. Date(s): 06/01/05 06/01/05

EPA Sample No. (PIBLK##): PIBLKDA Date Analyzed : 06/02/05

Lab Sample ID (PIBLK) : PIBLKDA Time Analyzed : 0556

EPA Sample No. (INDAM##) : INDAMDA Date Analyzed : 06/02/05

Lab Sample ID (INDAM) : INDAMDA Time Analyzed : 0632

INDIVIDUAL MIX A COMPOUND	RT	RT WINDOW FROM TO		CALC AMOUNT (ng)	NOM AMOUNT (ng)	%D
alpha-BHC	12.52	12.48	12.58	0.020	0.020	0.0
gamma-BHC (Lindane)	13.90	13.85	13.95	0.020	0.020	0.0
Heptachlor	15.44	15.39	15.49	0.021	0.020	5.0
Endosulfan I	19.82	19.75	19.89	0.020	0.020	0.0
Dieldrin	20.66	20.59	20.73	0.041	0.040	2.5
Endrin	21.51	21.44	21.58	0.041	0.040	2.5
4,4'-DDD	21.98	21.91	22.05	0.041	0.040	2.5
4,4'-DDT	22.79	22.73	22.87	0.041	0.040	2.5
Methoxychlor	24.55	24.48	24.62	0.21	0.20	5.0
Tetrachloro-m-xylene	9.92	9.87	9.97	0.021	0.020	5.0
Decachlorobiphenyl	27.94	27.84	28.04	0.040	0.040	0.0

EPA Sample No. (INDBM##) : INDBMDA Date Analyzed : 06/02/05

Lab Sample ID (INDBM) : INDBMDA Time Analyzed : 0709

INDIVIDUAL MIX B COMPOUND	RT	RT WINDOW FROM TO		CALC AMOUNT (ng)	NOM AMOUNT (ng)	%D
beta-BHC	14.32	14.26	14.36	0.020	0.020	0.0
delta-BHC	15.35	15.29	15.39	0.020	0.020	0.0
Aldrin	16.53	16.48	16.58	0.020	0.020	0.0
Heptachlor epoxide	18.58	18.50	18.64	0.020	0.020	0.0
4,4'-DDE	20.35	20.28	20.42	0.041	0.040	2.5
Endosulfan II	22.12	22.05	22.19	0.041	0.040	2.5
Endosulfan sulfate	23.73	23.66	23.80	0.044	0.040	10.0
Endrin ketone	25.02	24.94	25.08	0.043	0.040	7.5
Endrin aldehyde	23.03	22.96	23.10	0.041	0.040	2.5
alpha-Chlordane	19.69	19.62	19.76	0.020	0.020	0.0
gamma-Chlordane	19.21	19.14	19.28	0.020	0.020	0.0
Tetrachloro-m-xylene	9.93	9.87	9.97	0.020	0.020	0.0
Decachlorobiphenyl	27.94	27.84	28.04	0.039	0.040	-2.5

8D  
PESTICIDE ANALYTICAL SEQUENCE

Lab Name: MITKEM CORPORATION Contract: \_\_\_\_\_  
 Lab Code: MITKEM Case No.: \_\_\_\_\_ SAS No.: \_\_\_\_\_ SDG No.: MD0618  
 GC Column: CLPPEST ID: 0.53 (mm) Init. Calib. Date(s): 06/01/05 06/01/05  
 Instrument ID: E4

THE ANALYTICAL SEQUENCE OF PERFORMANCE EVALUATION MIXTURES, BLANKS, SAMPLES, AND STANDARDS IS GIVEN BELOW:

MEAN SURROGATE RT FROM INITIAL CALIBRATION					
TCX: <u>7.06</u>			DCB: <u>24.51</u>		
EPA SAMPLE NO.	LAB SAMPLE ID	DATE ANALYZED	TIME ANALYZED	TCX RT #	DCB RT #
=====	=====	=====	=====	=====	=====
01	RESCD1	RESCD1	06/01/05 1526	7.06	24.51
02	PEMD1	PEMD1	06/01/05 1602	7.06	24.51
03	AR1660D1	AR1660D1	06/01/05 1639	7.06	24.52
04	AR1221D1	AR1221D1	06/01/05 1715	7.06	24.52
05	AR1232D1	AR1232D1	06/01/05 1751	7.06	24.52
06	AR1242D1	AR1242D1	06/01/05 1827	7.06	24.51
07	AR1248D1	AR1248D1	06/01/05 1904	7.06	24.51
08	AR1254D1	AR1254D1	06/01/05 1940	7.06	24.52
09	TOXAPHD1	TOXAPHD1	06/01/05 2016	7.06	24.51
10	INDALD1	INDALD1	06/01/05 2052	7.06	24.51
11	INDBLD1	INDBLD1	06/01/05 2128	7.06	24.52
12	INDAMD1	INDAMD1	06/01/05 2205	7.06	24.51
13	INDBMD1	INDBMD1	06/01/05 2241	7.06	24.51
14	INDAHD1	INDAHD1	06/01/05 2317	7.05	24.51
15	INDBHD1	INDBHD1	06/01/05 2354	7.05	24.51
16	P1BLKD2	P1BLKD2	06/02/05 0030	7.06	24.51
17	PEMD2	PEMD2	06/02/05 0106	7.06	24.51
18	P1BLKDA	P1BLKDA	06/02/05 0556	7.06	24.51
19	INDAMDA	INDAMDA	06/02/05 0632	7.06	24.51
20	INDBMDA	INDBMDA	06/02/05 0709	7.06	24.51
21	PBLK4B	MB-18317	06/02/05 1214	7.06	24.52
22	P4BLCS	LCS-18317	06/02/05 1250	7.06	24.52
23	MW-01	D0618-01B	06/02/05 1327	7.06	24.51
24	MW-06	D0618-05B	06/02/05 1403	7.06	24.51
25	MW-07	D0618-06B	06/02/05 1439	7.05	24.51
26	RIN-3	D0618-09B	06/02/05 1515	7.06	24.51
27	MW-01MS	D0618-01BMS	06/02/05 1552	7.06	24.51
28	MW-01MSD	D0618-01BMSD	06/02/05 1628	7.06	24.51
29	P1BLKDB	P1BLKDB	06/02/05 1704	7.06	24.51
30	PEMDB	PEMDB	06/02/05 1740	7.06	24.51
31					
32					

QC LIMITS

TCX = Tetrachloro-m-xylene (+/- 0.05 MINUTES)  
 DCB = Decachlorobiphenyl (+/- 0.10 MINUTES)

# Column used to flag retention time values with an asterisk.  
 \* Values outside of QC limits.

8D  
PESTICIDE ANALYTICAL SEQUENCE

Lab Name: MITKEM CORPORATION Contract: \_\_\_\_\_  
 Lab Code: MITKEM Case No.: \_\_\_\_\_ SAS No.: \_\_\_\_\_ SDG No.: MD0618  
 GC Column: CLPPESTII ID: 0.53 (mm) Init. Calib. Date(s): 06/01/05 06/01/05  
 Instrument ID: E4

THE ANALYTICAL SEQUENCE OF PERFORMANCE EVALUATION MIXTURES, BLANKS, SAMPLES, AND STANDARDS IS GIVEN BELOW:

MEAN SURROGATE RT FROM INITIAL CALIBRATION					
TCX: <u>9.92</u>			DCB: <u>27.94</u>		
EPA SAMPLE NO.	LAB SAMPLE ID	DATE ANALYZED	TIME ANALYZED	TCX RT #	DCB RT #
=====	=====	=====	=====	=====	=====
01	RESCD1	06/01/05	1526	9.93	27.94
02	PEMD1	06/01/05	1602	9.93	27.94
03	AR1660D1	06/01/05	1639	9.93	27.94
04	AR1221D1	06/01/05	1715	9.93	27.94
05	AR1232D1	06/01/05	1751	9.93	27.94
06	AR1242D1	06/01/05	1827	9.93	27.94
07	AR1248D1	06/01/05	1904	9.93	27.94
08	AR1254D1	06/01/05	1940	9.93	27.94
09	TOXAPHD1	06/01/05	2016	9.92	27.94
10	INDALD1	06/01/05	2052	9.92	27.94
11	INDBLD1	06/01/05	2128	9.92	27.94
12	INDAMD1	06/01/05	2205	9.92	27.94
13	INDBMD1	06/01/05	2241	9.93	27.94
14	INDAHD1	06/01/05	2317	9.92	27.93
15	INDBHD1	06/01/05	2354	9.92	27.94
16	P1BLKD2	06/02/05	0030	9.92	27.94
17	PEMD2	06/02/05	0106	9.92	27.94
18	P1BLKDA	06/02/05	0556	9.92	27.94
19	INDAMDA	06/02/05	0632	9.92	27.94
20	INDBMDA	06/02/05	0709	9.93	27.94
21	P1BLK4B	06/02/05	1214	9.93	27.95
22	P4BLCS	06/02/05	1250	9.93	27.95
23	MW-01	06/02/05	1327	9.93	27.94
24	MW-06	06/02/05	1403	9.93	27.94
25	MW-07	06/02/05	1439	9.93	27.94
26	RIN-3	06/02/05	1515	9.93	27.94
27	MW-01MS	06/02/05	1552	9.93	27.94
28	MW-01MSD	06/02/05	1628	9.93	27.94
29	P1BLKDB	06/02/05	1704	9.93	27.94
30	PEMDB	06/02/05	1740	9.93	27.94
31					
32					

QC LIMITS

TCX = Tetrachloro-m-xylene (+/- 0.05 MINUTES)  
 DCB = Decachlorobiphenyl (+/- 0.10 MINUTES)

# Column used to flag retention time values with an asterisk.  
 \* Values outside of QC limits.



9A  
PESTICIDE FLORISIL CARTRIDGE CHECK

Lab Name: MITKEM CORPORATION Contract: \_\_\_\_\_

Lab Code: MITKEM Case No.: \_\_\_\_\_ SAS No.: \_\_\_\_\_ SDG No.: MD0618

Florisil Cartridge Lot Number: AMFLX-4B Date of Analysis: 01/05/05

GC Column (1): CLPPEST ID: 0.53 (mm) GC Column (2): CLPPESTII ID: 0.53 (mm)

COMPOUND	SPIKE ADDED (ng)	SPIKE RECOVERED (ng)	% REC #	QC LIMITS
alpha-BHC	0.010	0.0087	87	80-120
gamma-BHC (Lindane)	0.010	0.009	90	80-120
Heptachlor	0.010	0.0096	96	80-120
Endosulfan I	0.010	0.0099	99	80-120
Dieldrin	0.020	0.019	93	80-120
Endrin	0.020	0.019	97	80-120
4,4'-DDD	0.020	0.019	95	80-120
4,4'-DDT	0.020	0.019	93	80-120
Methoxychlor	0.10	0.1	103	80-120
Tetrachloro-m-xylene	0.010	0.01	100	80-120
Decachlorobiphenyl	0.020	0.022	108	80-120
2,4,5-Trichlorophenol	0.050	0	0	<5

# Column to be used to flag recovery with an asterisk.

\* Values outside of QC limits.

THIS CARTRIDGE LOT APPLIES TO THE FOLLOWING SAMPLES, BLANKS, MS, AND MSD:

	EPA SAMPLE NO.	LAB SAMPLE ID	DATE ANALYZED 1	DATE ANALYZED 2
01	PBLK4B	MB-18317	06/02/05	06/02/05
02	P4BLCS	LCS-18317	06/02/05	06/02/05
03	MW-01	D0618-01B	06/02/05	06/02/05
04	MW-06	D0618-05B	06/02/05	06/02/05
05	MW-07	D0618-06B	06/02/05	06/02/05
06	RIN-3	D0618-09B	06/02/05	06/02/05
07	MW-01MS	D0618-01BMS	06/02/05	06/02/05
08	MW-01MSD	D0618-01BMSD	06/02/05	06/02/05
09				
10				
11				
12				
13				
14				
15				
16				
17				
18				
19				
20				
21				
22				

10A  
PESTICIDE IDENTIFICATION SUMMARY  
FOR SINGLE COMPONENT ANALYTES

EPA SAMPLE NO.

MW-01MS

Lab Name: MITKEM CORPORATION

Contract: \_\_\_\_\_

Lab Code: MITKEM Case No.: \_\_\_\_\_

SAS No.: \_\_\_\_\_ SDG No.: MD0618

Lab Sample ID: D0618-01BMS

Date(s) Analyzed: 06/02/05 06/02/05

Instrument ID (1): E4

Instrument ID (2): E4

GC Column(1): CLPPEST ID: 0.53 (mm) GC Column(2): CLPPESTII ID: 0.53 (mm)

ANALYTE	COL	RT	RT WINDOW		CONCENTRATION	%D
=====	=====	=====	=====	=====	=====	=====
<u>gamma-BHC (Lindane)</u>	1	10.48	10.43	10.53	0.44	
	2	13.91	13.85	13.95	0.43	2.3
<u>Heptachlor</u>	1	12.13	12.08	12.18	0.49	
	2	15.45	15.39	15.49	0.48	2.1
<u>Aldrin</u>	1	13.11	13.06	13.16	0.48	
	2	16.53	16.48	16.58	0.48	0.0
<u>Dieldrin</u>	1	17.21	17.14	17.28	0.93	
	2	20.66	20.59	20.73	0.99	6.5
<u>Endrin</u>	1	17.89	17.82	17.96	1.0	
	2	21.51	21.44	21.58	1.1	10.0
<u>4,4'-DDT</u>	1	19.32	19.25	19.39	0.92	
	2	22.80	22.73	22.87	0.91	1.1
	1					
	2					
	1					
	2					

10A  
PESTICIDE IDENTIFICATION SUMMARY  
FOR SINGLE COMPONENT ANALYTES

EPA SAMPLE NO.

MW-01MSD

Lab Name: MITKEM CORPORATION

Contract: \_\_\_\_\_

Lab Code: MITKEM Case No.: \_\_\_\_\_

SAS No.: \_\_\_\_\_ SDG No.: MD0618

Lab Sample ID: D0618-01BMSD

Date(s) Analyzed: 06/02/05 06/02/05

Instrument ID (1): E4

Instrument ID (2): E4

GC Column(1): CLPPEST ID: 0.53 (mm) GC Column(2): CLPPESTII ID: 0.53 (mm)

ANALYTE =====	COL	RT =====	RT WINDOW		CONCENTRATION =====	%D =====
			FROM =====	TO =====		
<u>gamma-BHC (Lindane)</u>	1	10.48	10.43	10.53	0.44	
	2	13.91	13.85	13.95	0.43	2.3
<u>Heptachlor</u>	1	12.14	12.08	12.18	0.50	
	2	15.45	15.39	15.49	0.49	2.0
<u>Aldrin</u>	1	13.11	13.06	13.16	0.49	
	2	16.54	16.48	16.58	0.49	0.0
<u>Dieldrin</u>	1	17.21	17.14	17.28	0.93	
	2	20.66	20.59	20.73	1.00	7.5
<u>Endrin</u>	1	17.89	17.82	17.96	1.0	
	2	21.51	21.44	21.58	1.1	10.0
<u>4,4'-DDT</u>	1	19.32	19.25	19.39	0.94	
	2	22.80	22.73	22.87	0.93	1.1
	1					
	2					
	1					
	2					

10A  
PESTICIDE IDENTIFICATION SUMMARY  
FOR SINGLE COMPONENT ANALYTES

EPA SAMPLE NO.

MW-07

Lab Name: MITKEM CORPORATION

Contract: \_\_\_\_\_

Lab Code: MITKEM Case No.: \_\_\_\_\_

SAS No.: \_\_\_\_\_ SDG No.: MD0618

Lab Sample ID: D0618-06B

Date(s) Analyzed: 06/02/05 06/02/05

Instrument ID (1): E4

Instrument ID (2): E4

GC Column(1): CLPPEST ID: 0.53 (mm) GC Column(2): CLPPESTII ID: 0.53 (mm)

ANALYTE =====	COL	RT =====	RT WINDOW		CONCENTRATION =====	%D =====
			FROM =====	TO =====		
<u>4,4'-DDE</u>	1	16.56	16.50	16.64	0.065	
	2	20.35	20.28	20.42	0.078	20.0
<u>4,4'-DDD</u>	1	18.46	18.41	18.55	0.27	
	2	21.98	21.91	22.05	0.28	3.7
	1					
	2					
	1					
	2					
	1					
	2					
	1					
	2					
	1					
	2					
	1					
	2					

10A  
PESTICIDE IDENTIFICATION SUMMARY  
FOR SINGLE COMPONENT ANALYTES

EPA SAMPLE NO.

P4BLCS

Lab Name: MITKEM CORPORATION

Contract: \_\_\_\_\_

Lab Code: MITKEM Case No.: \_\_\_\_\_

SAS No.: \_\_\_\_\_ SDG No.: MD0618

Lab Sample ID: LCS-18317

Date(s) Analyzed: 06/02/05 06/02/05

Instrument ID (1): E4

Instrument ID (2): E4

GC Column(1): CLPPEST ID: 0.53 (mm)

GC Column(2): CLPPESTII ID: 0.53 (mm)

ANALYTE	COL	RT	RT WINDOW		CONCENTRATION	%D
			FROM	TO		
<u>gamma-BHC (Lindane)</u>	1	10.48	10.43	10.53	0.42	
	2	13.91	13.85	13.95	0.41	2.4
<u>Heptachlor</u>	1	12.14	12.08	12.18	0.47	
	2	15.45	15.39	15.49	0.47	0.0
<u>Aldrin</u>	1	13.11	13.06	13.16	0.48	
	2	16.54	16.48	16.58	0.48	0.0
<u>Dieldrin</u>	1	17.21	17.14	17.28	0.89	
	2	20.66	20.59	20.73	0.97	9.0
<u>Endrin</u>	1	17.90	17.82	17.96	0.99	
	2	21.52	21.44	21.58	1.1	11.1
<u>4,4'-DDT</u>	1	19.32	19.25	19.39	0.87	
	2	22.80	22.73	22.87	0.90	3.4
	1					
	2					
	1					
	2					

Data File: \\AVOCADRO\ORGANICS\organic\svoa\E4.i\050601F.B\E4C6570F.D

Date : 01-JUN-2005 15:26

Client ID: RESCD1

Sample Info: RESCD1, RESCD1, reso.sub,,

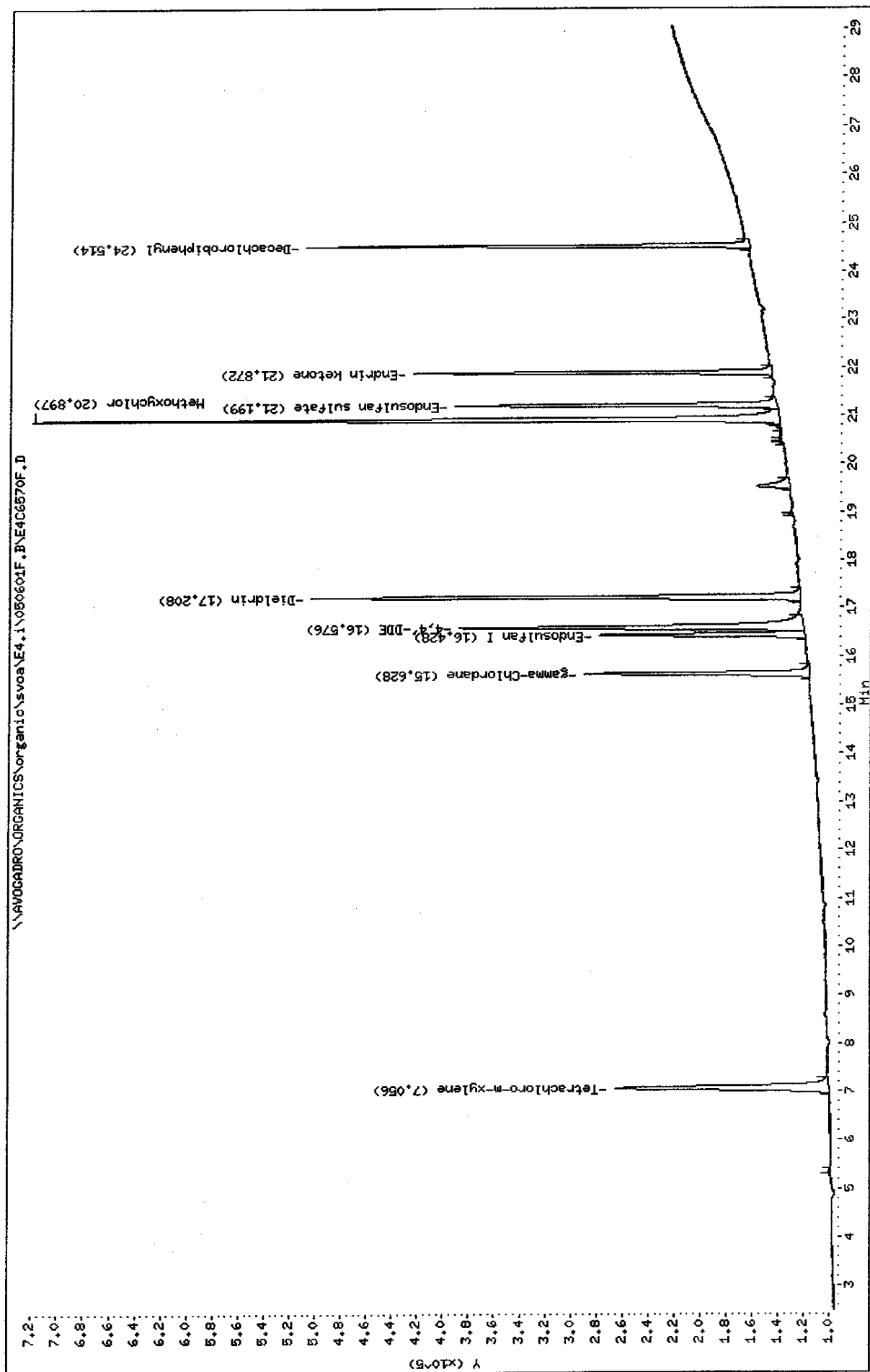
Volume Injected (uL): 1.0

Column phase: CLPest

Instrument: E4.i

Operator: SRC:


Column diameter: 0.53



Data File: \\AVOGADRO\ORGANICS\organic\svoa\E4.i\050601R.B\E4C6570R.D  
 Date : 01-JUN-2005 15:26  
 Client ID: RESCD1  
 Sample Info: RESCD1, RESCD1, resc.sub,,  
 Volume Injected (uL): 1.0  
 Column phase: CLPPESTII

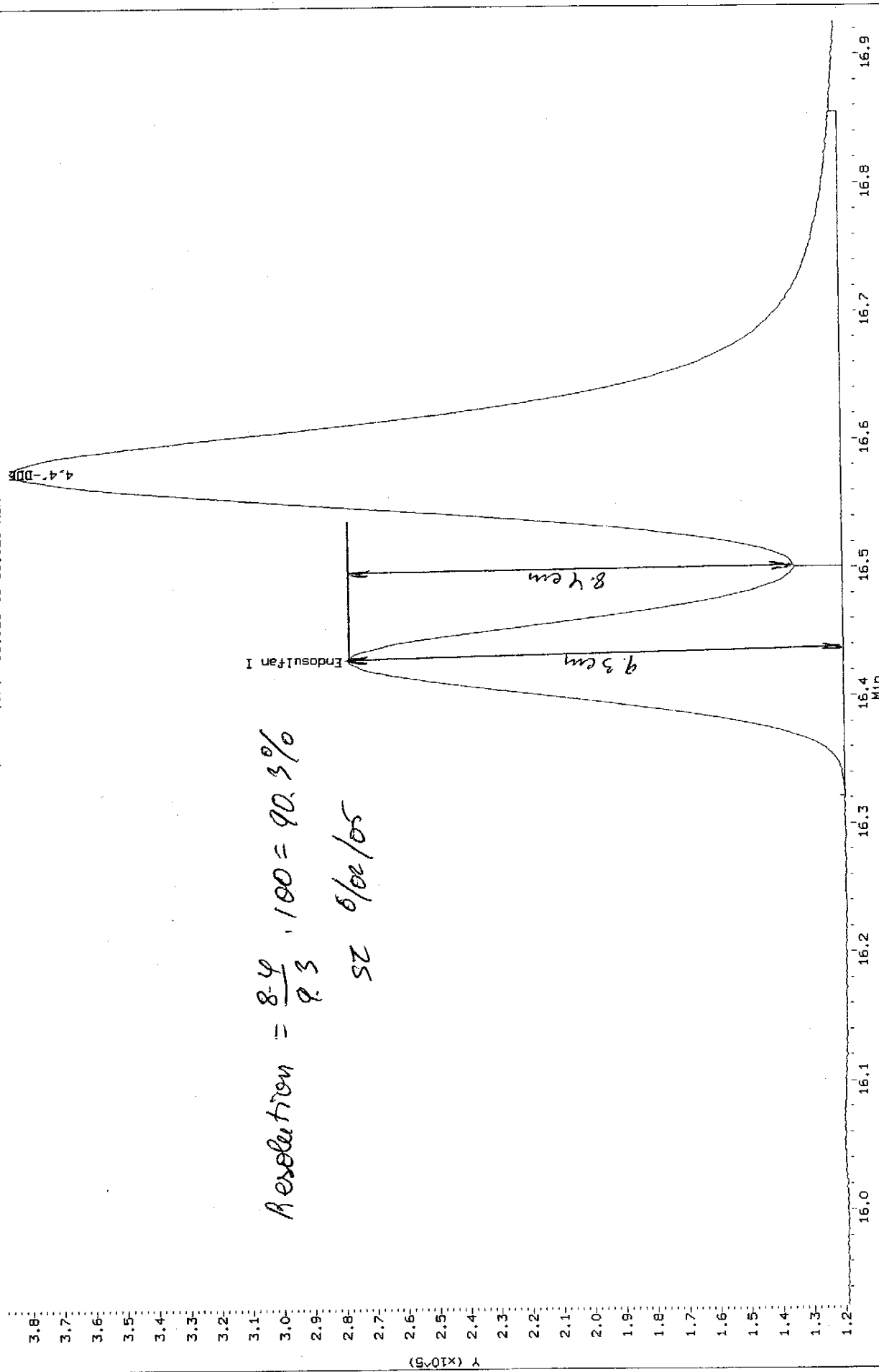
Instrument: E4.i  
 Operator: SRC  
 Column diameter: 0.53

\\AVOGADRO\ORGANICS\organic\svoa\E4.i\050601R.B\E4C6570R.D



Data File: \\AVOGADRO\ORGANICS\organic\svpa\E4.1\050601F.B\E4C6570F.D  
Injection Date: 01-JUN-2005 15:26  
Instrument: E4.1  
Client Sample ID: RESCD1

HP6890 GC Data, ECD1A.CH: 15.925 to 16.925 Min

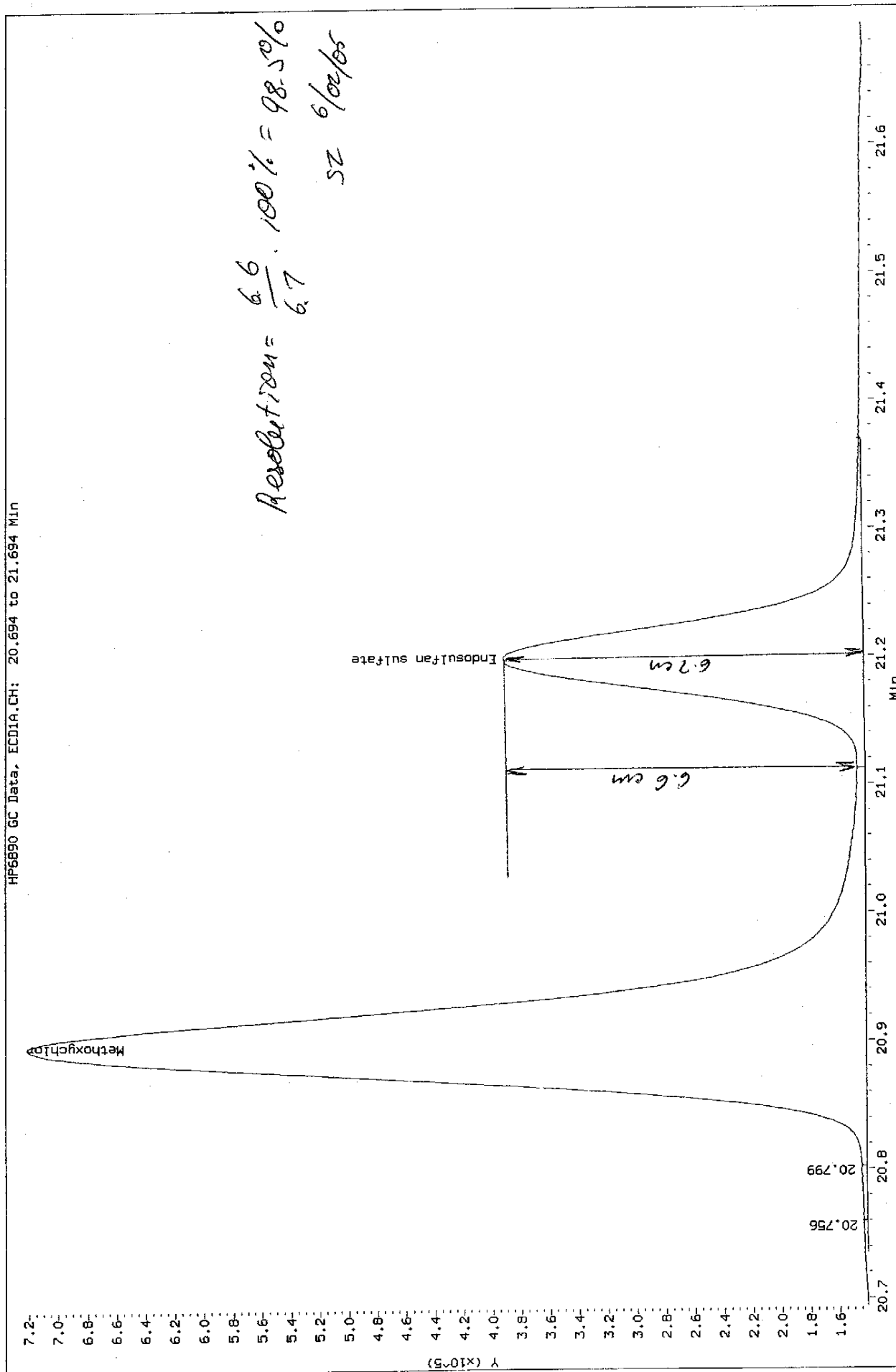


$$\text{Resolution} = \frac{4.4}{0.3} \cdot 100 = 90.3\%$$

50/20/0 25



Data File: \\AV06ADRD\ORGANICS\evoc\E4.1\050601F.BVE4C6570F.D  
Injection Date: 01-JUN-2005 15:26  
Instrument: E4.1  
Client Sample ID: RESCD1



Data File: E4C6570F.D  
Report Date: 03-Jun-2005 10:38

Mitkem Corporation

NYASP Pesticide Quantitation Report

Data file : \\AVOGADRO\ORGANICS\organic\svoa\E4.i\050601F.B\E4C6570F.D  
Lab Smp Id: RESCD1 Client Smp ID: RESCD1  
Inj Date : 01-JUN-2005 15:26  
Operator : SRC: Inst ID: E4.i  
Smp Info : RESCD1, RESCD1,, resc.sub,,  
Misc Info : 3,,,1,,1000,  
Comment :  
Method : \\AVOGADRO\ORGANICS\organic\svoa\E4.i\050601F.B\clp-1262e4f.m  
Meth Date : 03-Jun-2005 09:06 mtl Quant Type: ESTD  
Cal Date : 01-JUN-2005 23:54 Cal File: E4C6584F.D  
Als bottle: 1 QC Sample: RESOLUTION  
Dil Factor: 1.00000  
Integrator: Falcon Compound Sublist: resc.sub  
Subtraction File: \\AVOGADRO\ORGANICS  
Target Version: 4.03 Sample Matrix: WATER  
Processing Host: TARGET9

Concentration Formula: Amt \* DF \* Uf \* Vt/(Vo \* Vi)

Name	Value	Description
DF	1.000	Dilution Factor
Uf	1.000	Correction factor
Vt	1000.000	Volume of final extract (uL)
Vo	1000.000	Volume of sample extracted (mL)
Vi	1.000	Volume injected (uL)

CONCENTRATIONS

RT	EXP RT	DLT RT	ON-COL	FINAL	RESPONSE ( ng)	( ug/L)	TARGET RANGE	RATIO
11	15.6	15.6	0.000	751978	0.00997	0.0100		
11 gamma-Chlordane CAS #: 5103-74-2								
10	16.4	16.4	0.000	666211	0.00947	0.0095		
10 Endosulfan I CAS #: 959-98-8								
13	16.6	16.6	0.000	1458668	0.02087	0.021		
13 4,4'-DDE CAS #: 72-55-9								
14	17.2	17.2	0.000	1540402	0.02039	0.020		
14 Dieldrin CAS #: 60-57-1								

Data File: E4C6570F.D  
Report Date: 03-Jun-2005 10:38

CONCENTRATIONS						
RT	EXP RT	DLT RT	ON-COL	FINAL	TARGET RANGE	RATIO
			RESPONSE ( ng)	( ug/L)		
==	=====	=====	=====	=====	=====	=====
20 Endosulfan sulfate			CAS #: 1031-07-8			
21.2	21.2	0.000	936590 0.01954	0.020		
-----						
22 Endrin ketone			CAS #: 53494-70-5			
21.9	21.9	0.000	956375 0.01970	0.020		
-----						
21 Methoxychlor			CAS #: 72-43-5			
20.9	20.9	0.000	2338628 0.09695	0.097		
-----						
\$ 1 Tetrachloro-m-xylene			CAS #: 877-09-8			
7.06	7.06	0.000	1046021 0.02081	0.021		
-----						
\$ 2 Decachlorobiphenyl			CAS #: 2051-24-3			
24.5	24.5	0.000	1095043 0.02103	0.021		
-----						

sz 6/03/05

Data File: E4C6570R.D  
Report Date: 03-Jun-2005 10:39

Mitkem Corporation

NYASP Pesticide Quantitation Report

Data file : \\AVOGADRO\ORGANICS\organic\svoa\E4.i\050601R.B\E4C6570R.D  
Lab Smp Id: RESCD1 Client Smp ID: RESCD1  
Inj Date : 01-JUN-2005 15:26  
Operator : SRC: Inst ID: E4.i  
Smp Info : RESCD1, RESCD1,, resc.sub,,  
Misc Info : 3,,,1,,1000,  
Comment :  
Method : \\AVOGADRO\ORGANICS\organic\svoa\E4.i\050601R.B\clp1262-e4r.m  
Meth Date : 03-Jun-2005 09:01 mtl Quant Type: ESTD  
Cal Date : 01-JUN-2005 23:54 Cal File: E4C6584R.D  
Als bottle: 1 QC Sample: RESOLUTION  
Dil Factor: 1.00000  
Integrator: Falcon Compound Sublist: resc.sub  
Subtraction File: \\AVOGADRO\ORGANICS  
Target Version: 4.03 Sample Matrix: WATER  
Processing Host: TARGET9

Concentration Formula:  $\text{Amt} * \text{DF} * \text{Uf} * \text{Vt} / (\text{Vo} * \text{Vi})$

Name	Value	Description
DF	1.000	Dilution Factor
Uf	1.000	Correction factor
Vt	1000.000	Volume of final extract (uL)
Vo	1000.000	Volume of sample extracted (mL)
Vi	1.000	Volume injected (uL)

CONCENTRATIONS						
			ON-COL	FINAL		
RT	EXP RT	DLT RT	RESPONSE ( ng)	( ug/L)	TARGET RANGE	RATIO
==	=====	=====	=====	=====	=====	=====
11 gamma-Chlordane			CAS #: 5103-74-2			
19.2	19.2	0.000	119319	0.00981	0.0098	
10 Endosulfan I			CAS #: 959-98-8			
19.8	19.8	0.000	110747	0.00950	0.0095	
13 4,4'-DDE			CAS #: 72-55-9			
20.3	20.3	0.000	218570	0.01967	0.020	
14 Dieldrin			CAS #: 60-57-1			
20.7	20.7	0.000	257636	0.01971	0.020	

Data File: E4C6570R.D  
 Report Date: 03-Jun-2005 10:39

		CONCENTRATIONS					
RT	EXP RT	DLT RT	RESPONSE (	ng)	( ug/L)	TARGET RANGE	RATIO
==	=====	=====	=====	=====	=====	=====	=====
20 Endosulfan sulfate					CAS #: 1031-07-8		
23.7	23.7	0.000	132399	0.01896	0.019		
-----							
22 Endrin ketone					CAS #: 53494-70-5		
25.0	25.0	0.000	130713	0.01888	0.019		
-----							
21 Methoxychlor					CAS #: 72-43-5		
24.6	24.6	0.000	400485	0.09719	0.097		
-----							
\$ 1 Tetrachloro-m-xylene					CAS #: 877-09-8		
9.92	9.92	0.000	202797	0.02068	0.021		
-----							
\$ 2 Decachlorobiphenyl					CAS #: 2051-24-3		
27.9	27.9	0.000	170692	0.02090	0.021		
-----							

sz 06/03/05

Data File: \\AVOCADRO\ORGANICS\organic\svoa\E4.i\050601F.B\E4C6571F.D

Date : 01-JUN-2005 16:02

Client ID: PEHD1

Sample Info: PEHD1,PEHD1,,pen.sub,PEH.SPK,

Volume Injected (uL): 1.0

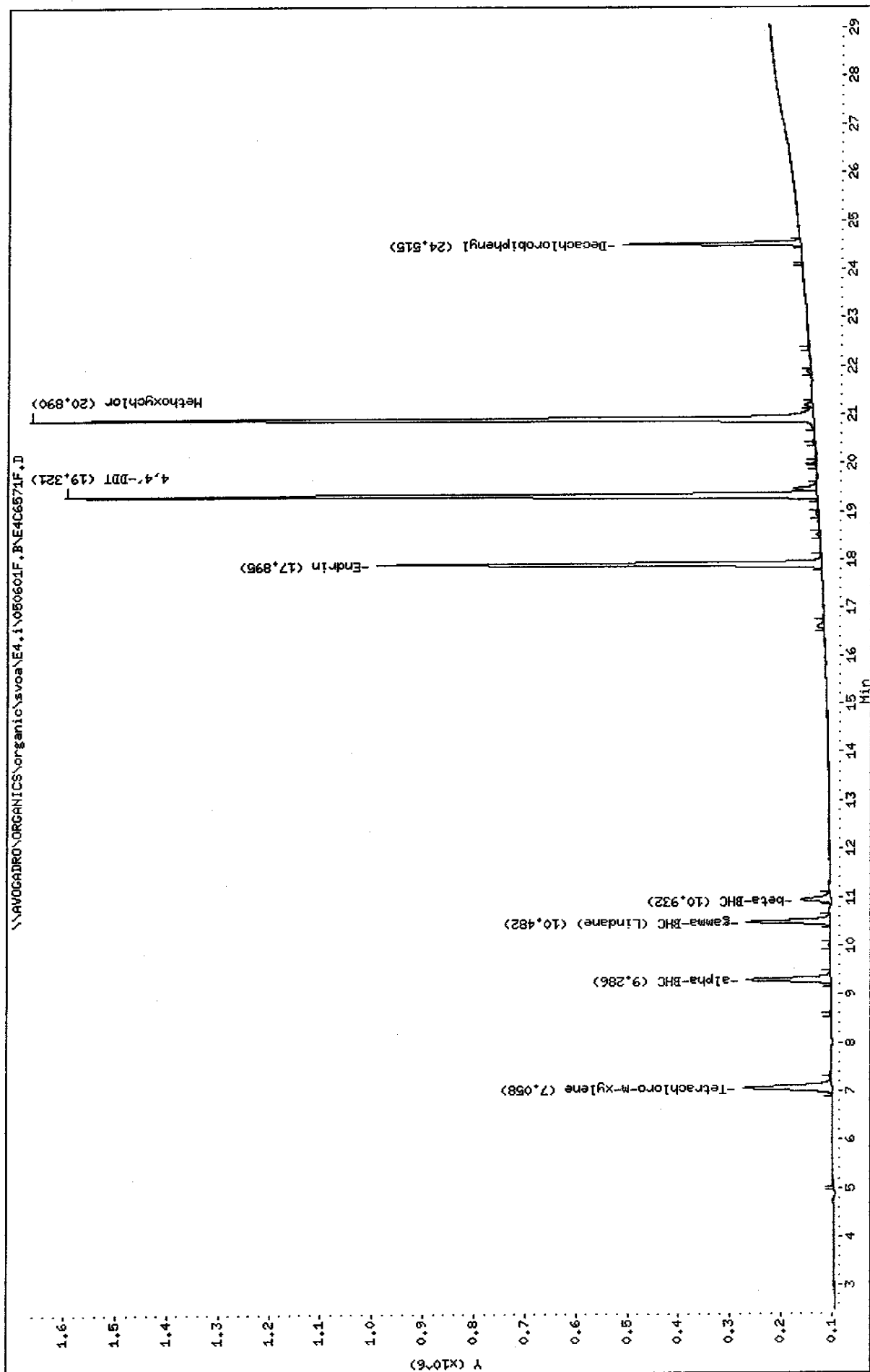
Column phase: CLPest

Instrument: E4.i

Operator: SRC:

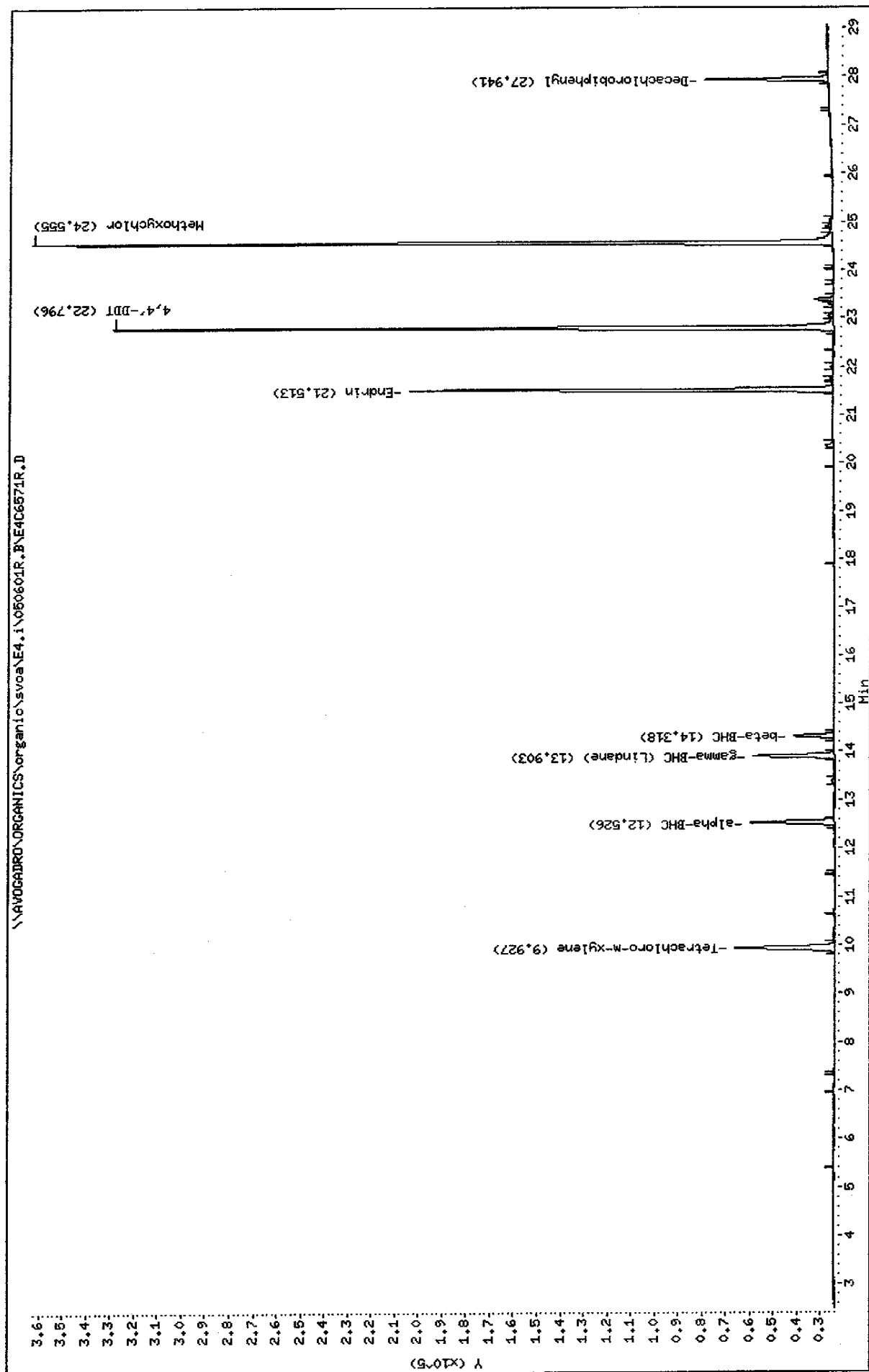
Column diameter: 0.53

\\AVOCADRO\ORGANICS\organic\svoa\E4.i\050601F.B\E4C6571F.D



Data File: \\AVOCADRO\ORGANICS\organic\svoa\E4.i\050601R.B\E4C6571R.D  
 Date : 01-JUN-2005 16:02  
 Client ID: PEMD1  
 Sample Info: PEMD1,PEMD1,,pem.sub,PEH,SPK,  
 Volume Injected (uL): 1.0  
 Column phase: CLPPESTII

Instrument: E4.i  
 Operator: SRC:  
 Column diameter: 0.53



Data File: E4C6571F.D  
Report Date: 03-Jun-2005 10:38

Mitkem Corporation

NYASP Pesticide Quantitation Report

Data file : \\AVOGADRO\ORGANICS\organic\svoa\E4.i\050601F.B\E4C6571F.D  
Lab Smp Id: PEMD1 Client Smp ID: PEMD1  
Inj Date : 01-JUN-2005 16:02  
Operator : SRC: Inst ID: E4.i  
Smp Info : PEMD1,PEMD1,,pem.sub,PEM.SPK,  
Misc Info : 3,,PEM,1,,1000,,  
Comment :  
Method : \\AVOGADRO\ORGANICS\organic\svoa\E4.i\050601F.B\clp-1262e4f.m  
Meth Date : 03-Jun-2005 09:06 mtl Quant Type: ESTD  
Cal Date : 01-JUN-2005 23:54 Cal File: E4C6584F.D  
Als bottle: 2 QC Sample: PEM  
Dil Factor: 1.00000  
Integrator: Falcon Compound Sublist: pem.sub  
Subtraction File: \\AVOGADRO\ORGANICS  
Target Version: 4.03 Sample Matrix: WATER  
Processing Host: TARGET9

Concentration Formula:  $\text{Amt} * \text{DF} * \text{Uf} * \text{Vt} / (\text{Vo} * \text{Vi})$

Name	Value	Description
DF	1.000	Dilution Factor
Uf	1.000	Correction factor
Vt	1000.000	Volume of final extract (uL)
Vo	1000.000	Volume of sample extracted (mL)
Vi	1.000	Volume injected (uL)

CONCENTRATIONS					
		ON-COL	FINAL		
RT	EXP RT	DLT RT	RESPONSE ( ng)	( ug/L)	TARGET RANGE
=====					
\$ 1 Tetrachloro-m-xylene CAS #: 877-09-8					
7.06	7.06	0.000	1094118 0.02176	0.022	
-----					
3 alpha-BHC CAS #: 319-84-6					
9.29	9.29	0.000	868153 0.01024	0.010	
-----					
4 gamma-BHC (Lindane) CAS #: 58-89-9					
10.5	10.5	0.000	803317 0.01044	0.010	
-----					
7 beta-BHC CAS #: 319-85-7					
10.9	10.9	0.000	329447 0.01065	0.011	
-----					



Data File: E4C6571F.D  
Report Date: 03-Jun-2005 10:38

CONCENTRATIONS						
RT	EXP RT	DLT RT	ON-COL	FINAL	TARGET RANGE	RATIO
==	=====	=====	RESPONSE ( ng)	( ug/L)	=====	=====
15 Endrin						
			CAS #: 72-20-8			
17.9	17.9	0.000	3600500	0.05780	0.058	
-----						
18 4,4'-DDT						
			CAS #: 50-29-3			
19.3	19.3	0.000	5641841	0.10699	0.11	
-----						
21 Methoxychlor						
			CAS #: 72-43-5			
20.9	20.9	0.000	5853843	0.24268	0.24	
-----						
\$ 2 Decachlorobiphenyl						
			CAS #: 2051-24-3			
24.5	24.5	0.000	1115099	0.02141	0.021	
-----						

5/20/05

Data File: E4C6571R.D  
Report Date: 03-Jun-2005 10:40

Mitkem Corporation

NYASP Pesticide Quantitation Report

Data file : \\AVOGADRO\ORGANICS\organic\svoa\E4.i\050601R.B\E4C6571R.D  
Lab Smp Id: PEMD1 Client Smp ID: PEMD1  
Inj Date : 01-JUN-2005 16:02  
Operator : SRC: Inst ID: E4.i  
Smp Info : PEMD1,PEMD1,,pem.sub,PEM.SPK,  
Misc Info : 3,,PEM,1,,1000,,  
Comment :  
Method : \\AVOGADRO\ORGANICS\organic\svoa\E4.i\050601R.B\clp1262-e4r.m  
Meth Date : 03-Jun-2005 09:01 mtl Quant Type: ESTD  
Cal Date : 01-JUN-2005 23:54 Cal File: E4C6584R.D  
Als bottle: 2 QC Sample: PEM  
Dil Factor: 1.00000  
Integrator: Falcon Compound Sublist: pem.sub  
Subtraction File: \\AVOGADRO\ORGANICS  
Target Version: 4.03 Sample Matrix: WATER  
Processing Host: TARGET9

Concentration Formula:  $\text{Amt} * \text{DF} * \text{Uf} * \text{Vt} / (\text{Vo} * \text{Vi})$

Name	Value	Description
DF	1.000	Dilution Factor
Uf	1.000	Correction factor
Vt	1000.000	Volume of final extract (uL)
Vo	1000.000	Volume of sample extracted (mL)
Vi	1.000	Volume injected (uL)

CONCENTRATIONS						
		ON-COL	FINAL			
RT	EXP RT	DLT RT	RESPONSE ( ng)	( ug/L)	TARGET RANGE	RATIO
==	=====	=====	=====	=====	=====	=====
\$ 1	Tetrachloro-m-xylene		CAS #: 877-09-8			
9.93	9.92	0.010	211446 0.02157	0.022		
-----						
3	alpha-BHC		CAS #: 319-84-6			
12.5	12.5	0.000	147749 0.01027	0.010		
-----						
4	gamma-BHC (Lindane)		CAS #: 58-89-9			
13.9	13.9	0.000	138511 0.01042	0.010		
-----						
7	beta-BHC		CAS #: 319-85-7			
14.3	14.3	0.000	68626 0.01072	0.011		
-----						

Data File: E4C6571R.D  
Report Date: 03-Jun-2005 10:40

				CONCENTRATIONS			
				ON-COL	FINAL		
RT	EXP RT	DLT RT	RESPONSE (	ng)	( ug/L)	TARGET RANGE	RATIO
==	=====	=====	=====	=====	=====	=====	=====
15 Endrin			CAS #: 72-20-8				
21.5	21.5	0.000	582743	0.06072	0.061		
-----							
18 4,4'-DDT			CAS #: 50-29-3				
22.8	22.8	0.000	933698	0.11187	0.11		
-----							
21 Methoxychlor			CAS #: 72-43-5				
24.6	24.6	0.000	1026440	0.24908	0.25		
-----							
\$ 2 Decachlorobiphenyl			CAS #: 2051-24-3				
27.9	27.9	0.000	175859	0.02153	0.022		
-----							

5206/0405

Data File: \\AVOGADRO\ORGANICS\organic\svoa\E4.1\050601F.B\E4C6586F.D

Date : 02-JUN-2005 01:06

Client ID: PEMD2

Sample Info: PEMD2,PEMD2,,pen.sub,PEM.SPK,

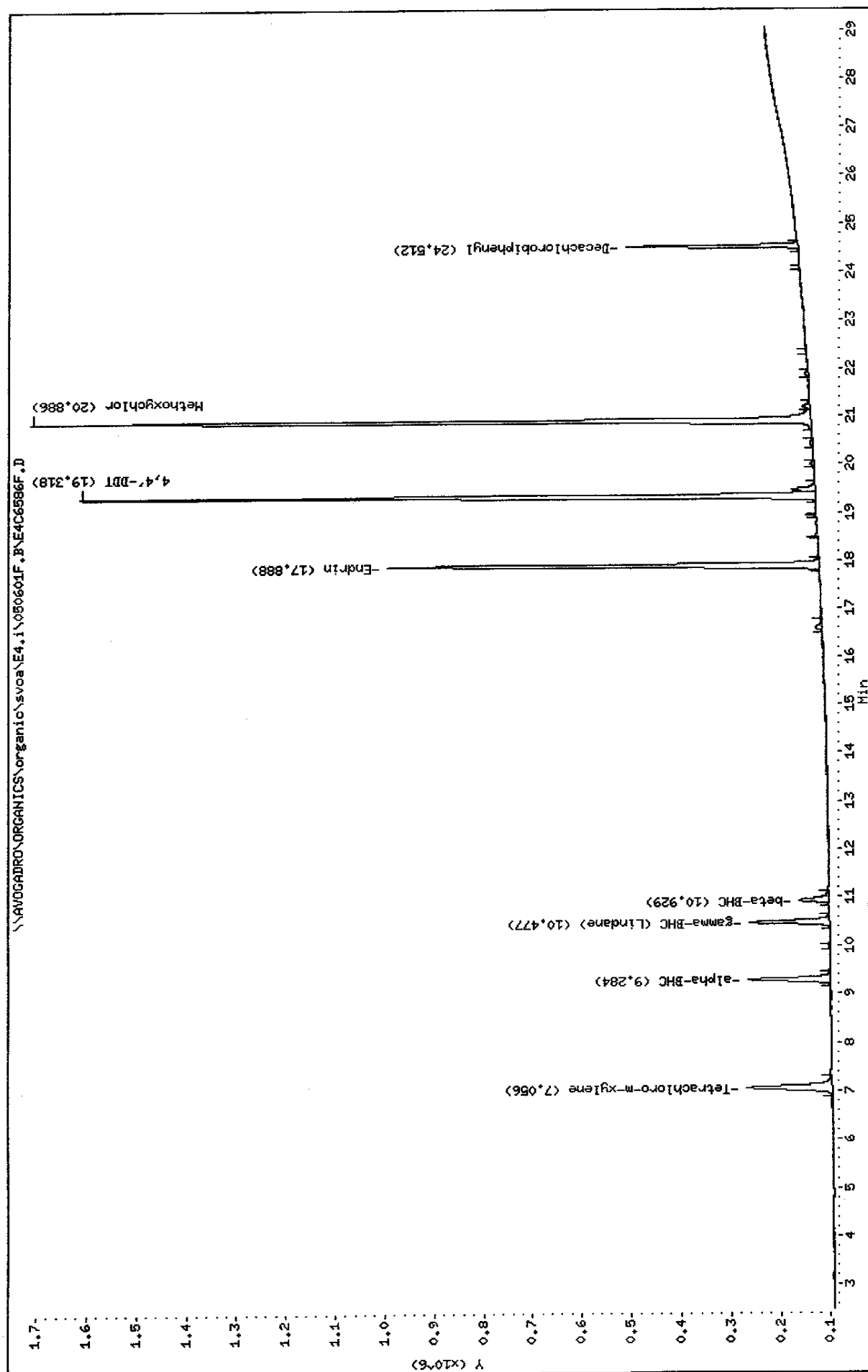
Volume Injected (uL): 1.0

Column phase: CLPPest

Instrument: E4.1

Operator: SRC:

Column diameter: 0.53



Data File: \\AVOCADRO\ORGANICS\organic\svoa\E4.1\050601R.B\E4C6586R.D

Date : 02-JUN-2005 01:06

Client ID: PEMD2

Sample Info: PEMD2,PEMD2,,pem.sub,PEM.SPK,

Volume Injected (uL): 1.0


Column phase: CLPPESTII

Instrument: E4.1

Operator: SRC:

Column diameter: 0.53

\\AVOCADRO\ORGANICS\organic\svoa\E4.1\050601R.B\E4C6586R.D



Data File: E4C6586F.D  
Report Date: 03-Jun-2005 10:39

Mitkem Corporation

NYASP Pesticide Quantitation Report

Data file : \\AVOGADRO\ORGANICS\organic\svoa\E4.i\050601F.B\E4C6586F.D  
Lab Smp Id: PEMD2 Client Smp ID: PEMD2  
Inj Date : 02-JUN-2005 01:06  
Operator : SRC: Inst ID: E4.i  
Smp Info : PEMD2,PEMD2,,pem.sub,PEM.SPK,  
Misc Info : 3,,PEM,1,,1000,,  
Comment :  
Method : \\AVOGADRO\ORGANICS\organic\svoa\E4.i\050601F.B\clp-1262e4f.m  
Meth Date : 03-Jun-2005 09:06 mtl Quant Type: ESTD  
Cal Date : 01-JUN-2005 23:54 Cal File: E4C6584F.D  
Als bottle: 16 QC Sample: PEM  
Dil Factor: 1.00000  
Integrator: Falcon Compound Sublist: pem.sub  
Subtraction File: \\AVOGADRO\ORGANICS  
Target Version: 4.03 Sample Matrix: WATER  
Processing Host: TARGET9

Concentration Formula:  $\text{Amt} * \text{DF} * \text{Uf} * \text{Vt} / (\text{Vo} * \text{Vi})$

Name	Value	Description
DF	1.000	Dilution Factor
Uf	1.000	Correction factor
Vt	1000.000	Volume of final extract (uL)
Vo	1000.000	Volume of sample extracted (mL)
Vi	1.000	Volume injected (uL)

CONCENTRATIONS						
		ON-COL		FINAL		
RT	EXP RT	DLT RT	RESPONSE (	ng)	( ug/L)	TARGET RANGE
==	=====	=====	=====	=====	=====	=====
-----						
\$ 1	Tetrachloro-m-xylene				CAS #: 877-09-8	
7.06	7.06	0.000	1085723	0.02160	0.022	
-----						
3	alpha-BHC				CAS #: 319-84-6	
9.28	9.29	-0.010	857344	0.01011	0.010	
-----						
4	gamma-BHC (Lindane)				CAS #: 58-89-9	
10.5	10.5	0.000	796900	0.01036	0.010	
-----						
7	beta-BHC				CAS #: 319-85-7	
10.9	10.9	0.000	328613	0.01062	0.011	
-----						

Data File: E4C6586F.D  
Report Date: 03-Jun-2005 10:39

CONCENTRATIONS						
			ON-COL	FINAL		
RT	EXP RT	DLT RT	RESPONSE ( ng)	( ug/L)	TARGET RANGE	RATIO
==	=====	=====	=====	=====	=====	=====
15 Endrin			CAS #: 72-20-8			
17.9	17.9	0.000	3608555 0.05793	0.058		
-----						
18 4,4'-DDT			CAS #: 50-29-3			
19.3	19.3	0.000	5735938 0.10878	0.11		
-----						
21 Methoxychlor			CAS #: 72-43-5			
20.9	20.9	0.000	6029575 0.24997	0.25		
-----						
\$ 2 Decachlorobiphenyl			CAS #: 2051-24-3			
24.5	24.5	0.000	1109666 0.02131	0.021		
-----						

SZ 06/03/05

Data File: E4C6586R.D  
Report Date: 03-Jun-2005 10:41

# Mitkem Corporation

## NYASP Pesticide Quantitation Report

Data file : \\AVOGADRO\ORGANICS\organic\svoa\E4.i\050601R.B\E4C6586R.D  
Lab Smp Id: PEMD2 Client Smp ID: PEMD2  
Inj Date : 02-JUN-2005 01:06  
Operator : SRC: Inst ID: E4.i  
Smp Info : PEMD2,PEMD2,,pem.sub,PEM.SPK,  
Misc Info : 3,,PEM,1,,1000,,  
Comment :  
Method : \\AVOGADRO\ORGANICS\organic\svoa\E4.i\050601R.B\clp1262-e4r.m  
Meth Date : 03-Jun-2005 09:01 mt1 Quant Type: ESTD  
Cal Date : 01-JUN-2005 23:54 Cal File: E4C6584R.D  
Als bottle: 16 QC Sample: PEM  
Dil Factor: 1.00000  
Integrator: Falcon Compound Sublist: pem.sub  
Subtraction File: \\AVOGADRO\ORGANICS  
Target Version: 4.03 Sample Matrix: WATER  
Processing Host: TARGET9

Concentration Formula:  $\text{Amt} * \text{DF} * \text{Uf} * \text{Vt} / (\text{Vo} * \text{Vi})$

Name	Value	Description
DF	1.000	Dilution Factor
Uf	1.000	Correction factor
Vt	1000.000	Volume of final extract (uL)
Vo	1000.000	Volume of sample extracted (mL)
Vi	1.000	Volume injected (uL)

CONCENTRATIONS						
		ON-COL	FINAL			
RT	EXP RT	DLT RT	RESPONSE ( ng)	( ug/L)	TARGET RANGE	RATIO
==	=====	=====	=====	=====	=====	=====
\$ 1	Tetrachloro-m-xylene				CAS #: 877-09-8	
9.92	9.92	0.000	211520 0.02157	0.022		
-----						
3	alpha-BHC				CAS #: 319-84-6	
12.5	12.5	0.000	147691 0.01027	0.010		
-----						
4	gamma-BHC (Lindane)				CAS #: 58-89-9	
13.9	13.9	0.000	139372 0.01049	0.010		
-----						
7	beta-BHC				CAS #: 319-85-7	
14.3	14.3	0.000	67818 0.01059	0.011		
-----						



Data File: E4C6586R.D  
Report Date: 03-Jun-2005 10:41

CONCENTRATIONS						
			ON-COL	FINAL		
RT	EXP RT	DLT RT	RESPONSE (	ng)	( ug/L)	TARGET RANGE
==	=====	=====	=====	=====	=====	=====
15 Endrin			CAS #: 72-20-8			
21.5	21.5	0.000	583784	0.06082	0.061	
-----						
18 4,4'-DDT			CAS #: 50-29-3			
22.8	22.8	0.000	951504	0.11400	0.11	
-----						
21 Methoxychlor			CAS #: 72-43-5			
24.6	24.6	0.000	1059571	0.25712	0.26	
-----						
\$ 2 Decachlorobiphenyl			CAS #: 2051-24-3			
27.9	27.9	0.000	177888	0.02178	0.022	
-----						

SC 06/03/05

Data File: \\AVOGADRO\ORGANICS\organic\svoa\E4.i\050601F.B\E4C6608F.D

Date : 02-JUN-2005 17:40

Client ID: PEMDB

Sample Info: PEMDB,PEMDB,,sem.sub,PEH,SPK,

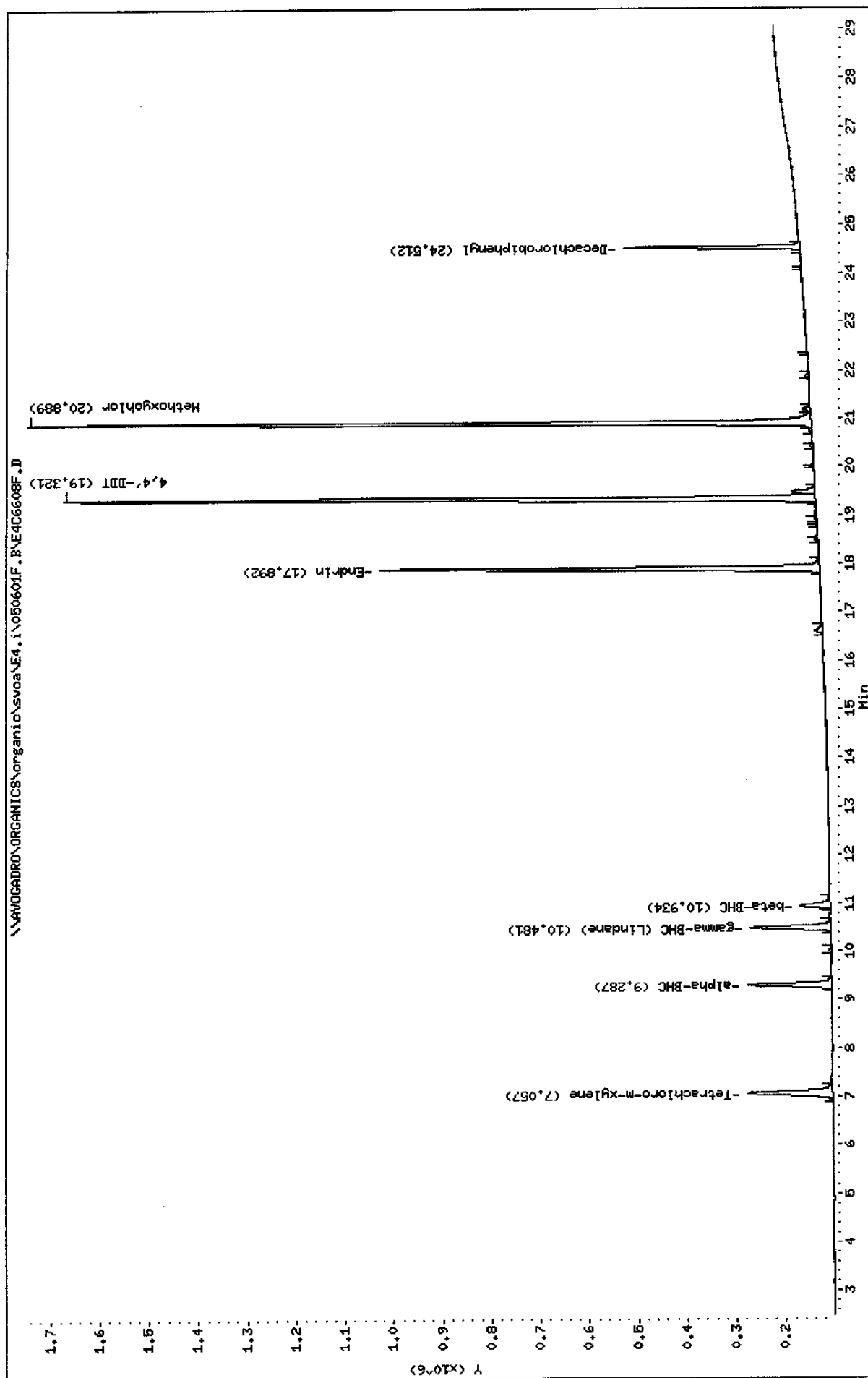
Volume Injected (ul): 1.0

Column phase: CLPPest

Instrument: E4.i

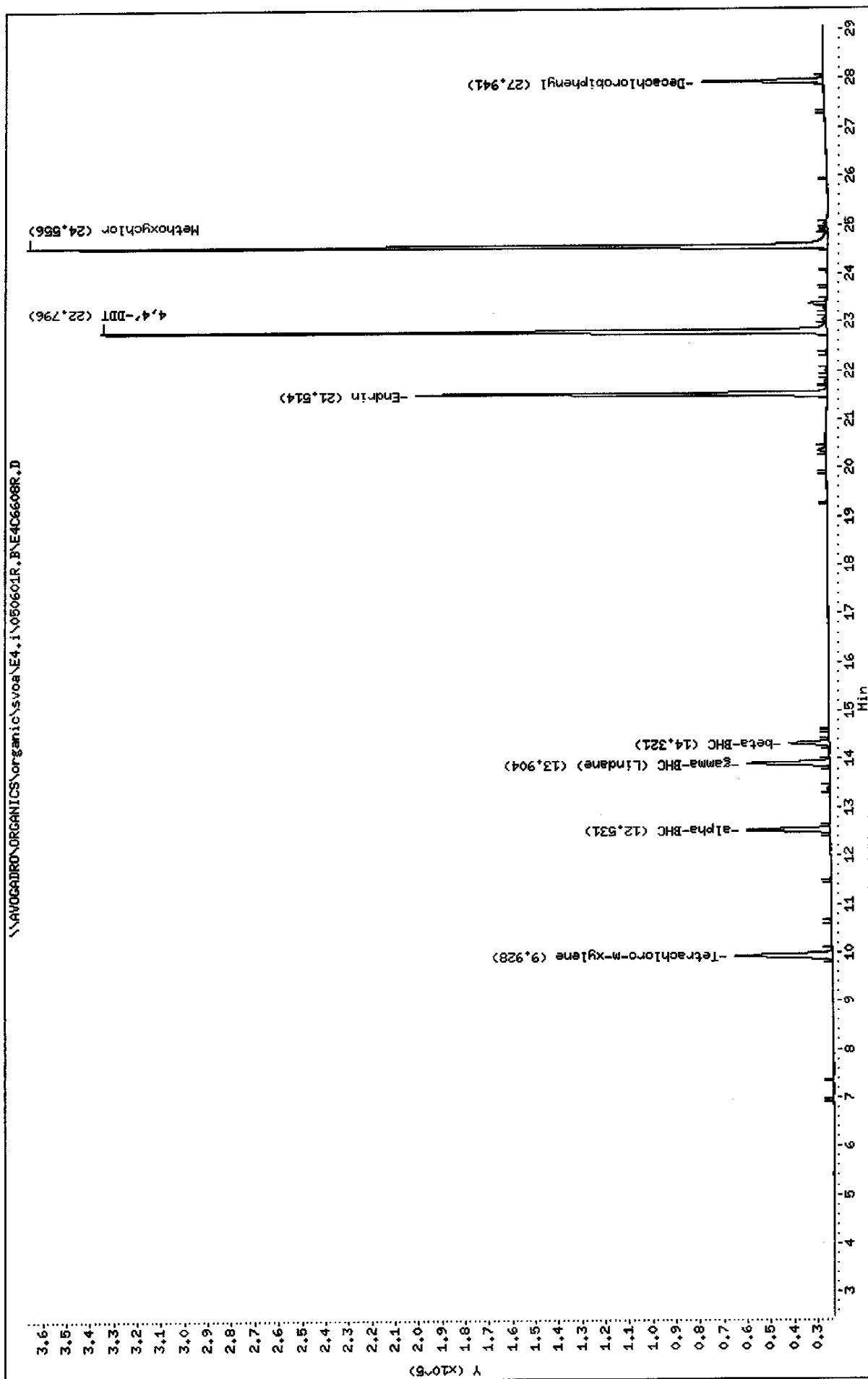
Operator: SRC:

Column diameter: 0.53



Data File: \\AVOCADRO\ORGANICS\organic\svoa\E4.i\050601R.B\E4C6608R.D  
 Date : 02-JUN-2005 17:40  
 Client ID: PEMDB  
 Sample Info: PEMDB,PEMDB,,pem.sub,PEM,SPK,  
 Volume Injected (uL): 1.0  
 Column phase: CLPPESTII

Instrument: E4.i  
 Operator: SRC  
 Column diameter: 0.53



Data File: E4C6608F.D  
Report Date: 09-Jun-2005 09:04

Mitkem Corporation

NYASP Pesticide Quantitation Report

Data file : \\AVOGADRO\ORGANICS\organic\svoa\E4.i\050601F.B\E4C6608F.D  
Lab Smp Id: PEMDB Client Smp ID: PEMDB  
Inj Date : 02-JUN-2005 17:40  
Operator : SRC: Inst ID: E4.i  
Smp Info : PEMDB,PEMDB,,pem.sub,PEM.SPK,  
Misc Info :  
Comment :  
Method : \\AVOGADRO\ORGANICS\organic\svoa\E4.i\050601F.B\clp-1262e4f.m  
Meth Date : 07-Jun-2005 11:30 mtl Quant Type: ESTD  
Cal Date : 01-JUN-2005 23:54 Cal File: E4C6584F.D  
Als bottle: 35 QC Sample: PEM  
Dil Factor: 1.00000  
Integrator: Falcon Compound Sublist: pem.sub  
Subtraction File: \\AVOGADRO\ORGANICS  
Target Version: 4.03 Sample Matrix: WATER

Concentration Formula:  $\text{Amt} * \text{DF} * \text{Uf} * \text{Vt} / (\text{Vo} * \text{Vi})$

Name	Value	Description
DF	1.000	Dilution Factor
Uf	1.000	Correction factor
Vt	1000.000	Volume of final extract (uL)
Vo	1000.000	Volume of sample extracted (mL)
Vi	1.000	Volume injected (uL)

CONCENTRATIONS						
		ON-COL	FINAL			
RT	EXP RT	DLT RT	RESPONSE ( ng)	( ug/L)	TARGET RANGE	RATIO
==	=====	=====	=====	=====	=====	=====
\$ 1 Tetrachloro-m-xylene CAS #: 877-09-8						
7.06	7.06	0.000	1088979	0.02166	0.022	
-----						
3 alpha-BHC CAS #: 319-84-6						
9.29	9.29	0.000	879636	0.01037	0.010	
-----						
4 gamma-BHC (Lindane) CAS #: 58-89-9						
10.5	10.5	0.000	823179	0.01070	0.011	
-----						
7 beta-BHC CAS #: 319-85-7						
10.9	10.9	0.000	335802	0.01085	0.011	
-----						
15 Endrin CAS #: 72-20-8						
17.9	17.9	0.000	3717314	0.05967	0.060	
-----						

sz 06/09/05

Data File: E4C6608F.D  
 Report Date: 09-Jun-2005 09:04

CONCENTRATIONS							
RT	EXP RT	DLT RT	ON-COL	FINAL	TARGET RANGE	RATIO	
==	=====	=====	RESPONSE ( ng)	( ug/L)	=====	=====	=====
18	4,4'-DDT				CAS #: 50-29-3		
19.3	19.3	0.000	5909860	0.11208	0.11		
-----							
21	Methoxychlor				CAS #: 72-43-5		
20.9	20.9	0.000	6053738	0.25097	0.25		
-----							
\$ 2	Decachlorobiphenyl				CAS #: 2051-24-3		
24.5	24.5	0.000	1125962	0.02162	0.022		
-----							

Data File: E4C6608R.D  
Report Date: 09-Jun-2005 09:05

Mitkem Corporation

NYASP Pesticide Quantitation Report

Data file : \\AVOGADRO\ORGANICS\organic\svoa\E4.i\050601R.B\E4C6608R.D  
Lab Smp Id: PEMDB Client Smp ID: PEMDB  
Inj Date : 02-JUN-2005 17:40  
Operator : SRC: Inst ID: E4.i  
Smp Info : PEMDB,PEMDB,,pem.sub,PEM.SPK,  
Misc Info :  
Comment :  
Method : \\AVOGADRO\ORGANICS\organic\svoa\E4.i\050601R.B\clp1262-e4r.m  
Meth Date : 07-Jun-2005 11:28 mtl Quant Type: ESTD  
Cal Date : 01-JUN-2005 23:54 Cal File: E4C6584R.D  
Als bottle: 35 QC Sample: PEM  
Dil Factor: 1.00000  
Integrator: Falcon Compound Sublist: pem.sub  
Subtraction File: \\AVOGADRO\ORGANICS  
Target Version: 4.03 Sample Matrix: WATER  
Processing Host: TARGET9

Concentration Formula:  $\text{Amt} * \text{DF} * \text{Uf} * \text{Vt} / (\text{Vo} * \text{Vi})$

Name	Value	Description
DF	1.000	Dilution Factor
Uf	1.000	Correction factor
Vt	1000.000	Volume of final extract (uL)
Vo	1000.000	Volume of sample extracted (mL)
Vi	1.000	Volume injected (uL)

		CONCENTRATIONS					
		ON-COL	FINAL			TARGET RANGE	RATIO
RT	EXP RT DLT RT	RESPONSE (	ng)	( ug/L)			
==	=====	=====	=====	=====		=====	=====
\$ 1	Tetrachloro-m-xylene				CAS #: 877-09-8		
9.93	9.92 0.010	209511	0.02137	0.021			
-----							
3	alpha-BHC				CAS #: 319-84-6		
12.5	12.5 0.000	145937	0.01015	0.010			
-----							
4	gamma-BHC (Lindane)				CAS #: 58-89-9		
13.9	13.9 0.000	138253	0.01041	0.010			
-----							
7	beta-BHC				CAS #: 319-85-7		
14.3	14.3 0.000	67577	0.01056	0.011			
-----							

2006/09/05

Data File: E4C6608R.D  
Report Date: 09-Jun-2005 09:05

				CONCENTRATIONS				
RT	EXP RT	DLT RT	RESPONSE (	ON-COL	FINAL	TARGET RANGE	RATIO	
==	=====	=====	=====	=====	=====	=====	=====	=====
15 Endrin					CAS #: 72-20-8			
21.5	21.5	0.000	568736	0.05926	0.059			
-----								
18 4,4'-DDT					CAS #: 50-29-3			
22.8	22.8	0.000	932342	0.11171	0.11			
-----								
21 Methoxychlor					CAS #: 72-43-5			
24.6	24.6	0.000	1041058	0.25263	0.25			
-----								
\$ 2 Decachlorobiphenyl					CAS #: 2051-24-3			
27.9	27.9	0.000	173495	0.02124	0.021			
-----								

Data File: \\AVOCADRO\ORGANICS\organic\svoa\E4.i\050601F.B\E4C6579F.D

Date : 01-JUN-2005 20:52

Client ID: INDALD1

Sample Info: INDALD1,INDALD1,,inda.sub,,

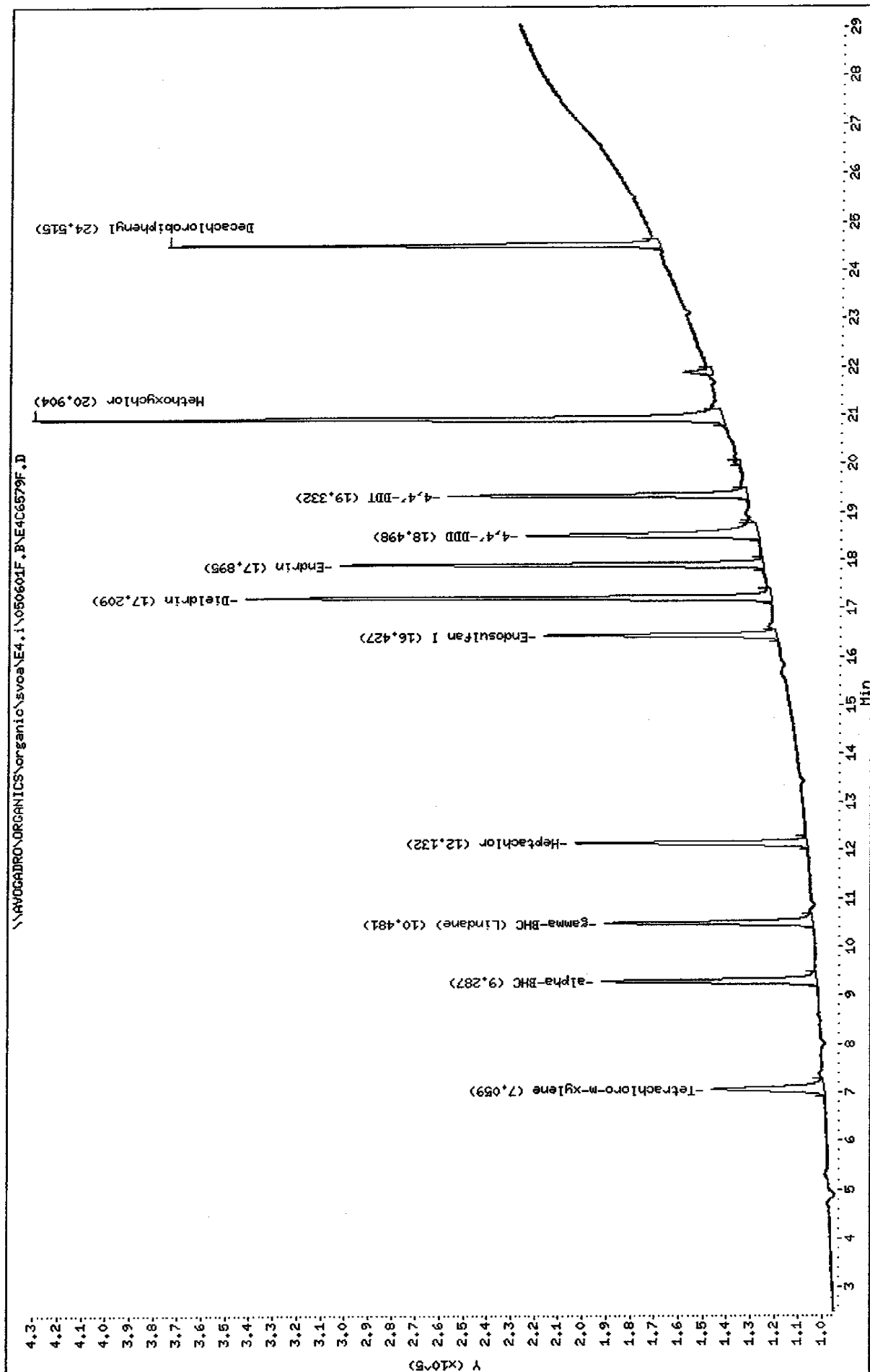
Volume Injected (uL): 1.0

Column phase: CLPest

Instrument: E4.i

Operator: SRC:


Column diameter: 0.53





Data File: \\AVOCADRO\ORGANICS\organic\svoa\E4.i\050601R.B\E4C6579R.D  
 Date : 01-JUN-2005 20:52  
 Client ID: INDALD1  
 Sample Info: INDALD1,INDALD1,,inda.sub,,  
 Volume Injected (ul): 1.0  
 Column phase: CLPPESTII

Instrument: E4.i  
 Operator: SRC:  
 Column diameter: 0.53



Data File: E4C6579F.D  
Report Date: 03-Jun-2005 10:39

Mitkem Corporation

NYASP Pesticide Quantitation Report

Data file : \\AVOGADRO\ORGANICS\organic\svoa\E4.i\050601F.B\E4C6579F.D  
Lab Smp Id: INDALD1 Client Smp ID: INDALD1  
Inj Date : 01-JUN-2005 20:52  
Operator : SRC: Inst ID: E4.i  
Smp Info : INDALD1,INDALD1,,inda.sub,,  
Misc Info : 1,1,,1,,  
Comment :  
Method : \\AVOGADRO\ORGANICS\organic\svoa\E4.i\050601F.B\clp-1262e4f.m  
Meth Date : 03-Jun-2005 09:06 mtl Quant Type: ESTD  
Cal Date : 01-JUN-2005 23:54 Cal File: E4C6584F.D  
Als bottle: 10 Calibration Sample, Level: 1  
Dil Factor: 1.00000  
Integrator: Falcon Compound Sublist: inda.sub  
Subtraction File: \\AVOGADRO\ORGANICS  
Target Version: 4.03 Sample Matrix: WATER  
Processing Host: TARGET9

Concentration Formula:  $\text{Amt} * \text{DF} * \text{Uf} * \text{Vt} / (\text{Vo} * \text{Vi})$

Name	Value	Description
DF	1.000	Dilution Factor
Uf	1.000	Correction factor
Vt	10000.000	Volume of final extract (uL)
Vo	1000.000	Volume of sample extracted (mL)
Vi	1.000	Volume injected (uL)

AMOUNTS						
			CAL-AMT	ON-COL		
RT	EXP RT	DLT RT	RESPONSE ( ng)	( ng)	TARGET RANGE	RATIO
==	=====	=====	=====	=====	=====	=====
\$ 1 Tetrachloro-m-xylene CAS #: 877-09-8						
7.06	7.06	0.000	316080	0.00500	0.0063	(a)
-----						
3 alpha-BHC CAS #: 319-84-6						
9.29	9.29	0.000	481683	0.00500	0.0057	(a)
-----						
4 gamma-BHC (Lindane) CAS #: 58-89-9						
10.5	10.5	0.000	443336	0.00500	0.0058	(a)
-----						
5 Heptachlor CAS #: 76-44-8						
12.1	12.1	0.000	451478	0.00500	0.0060	(a)
-----						

Data File: E4C6579F.D  
Report Date: 03-Jun-2005 10:39

AMOUNTS						
RT	EXP RT	DLT RT	RESPONSE ( ng)	CAL-AMT ( ng)	ON-COL ( ng)	TARGET RANGE RATIO
==	=====	=====	=====	=====	=====	=====
10 Endosulfan I CAS #: 959-98-8						
16.4	16.4	0.000	423425 0.00500	0.0060		(a)
-----						
14 Dieldrin CAS #: 60-57-1						
17.2	17.2	0.000	915508 0.01000	0.012		(a)
-----						
15 Endrin CAS #: 72-20-8						
17.9	17.9	0.000	748505 0.01000	0.012		(a)
-----						
16 4,4'-DDD CAS #: 72-54-8						
18.5	18.5	0.000	621969 0.01000	0.011		(a)
-----						
18 4,4'-DDT CAS #: 50-29-3						
19.3	19.3	0.000	549395 0.01000	0.010		(a)
-----						
21 Methoxychlor CAS #: 72-43-5						
20.9	20.9	0.000	1290884 0.05000	0.054		(a)
-----						
\$ 2 Decachlorobiphenyl CAS #: 2051-24-3						
24.5	24.5	0.000	682896 0.01000	0.013		(a)
-----						

#### QC Flag Legend

a - Target compound detected but, quantitated amount  
Below Limit Of Quantitation(BLOQ).

sz 06/03/05

Data File: E4C6579R.D  
Report Date: 03-Jun-2005 10:40

Mitkem Corporation

NYASP Pesticide Quantitation Report

Data file : \\AVOGADRO\ORGANICS\organic\svoa\E4.i\050601R.B\E4C6579R.D  
Lab Smp Id: INDALD1 Client Smp ID: INDALD1  
Inj Date : 01-JUN-2005 20:52  
Operator : SRC: Inst ID: E4.i  
Smp Info : INDALD1,INDALD1,,inda.sub,,  
Misc Info : 1,1,,1,,  
Comment :  
Method : \\AVOGADRO\ORGANICS\organic\svoa\E4.i\050601R.B\clp1262-e4r.m  
Meth Date : 03-Jun-2005 09:01 mtl Quant Type: ESTD  
Cal Date : 01-JUN-2005 23:54 Cal File: E4C6584R.D  
Als bottle: 10 Calibration Sample, Level: 1  
Dil Factor: 1.00000  
Integrator: Falcon Compound Sublist: inda.sub  
Subtraction File: \\AVOGADRO\ORGANICS  
Target Version: 4.03 Sample Matrix: WATER  
Processing Host: TARGET9

Concentration Formula:  $\text{Amt} * \text{DF} * \text{Uf} * \text{Vt} / (\text{Vo} * \text{Vi})$

Name	Value	Description
DF	1.000	Dilution Factor
Uf	1.000	Correction factor
Vt	10000.000	Volume of final extract (uL)
Vo	1000.000	Volume of sample extracted (mL)
Vi	1.000	Volume injected (uL)

AMOUNTS						
			CAL-AMT	ON-COL		
RT	EXP RT	DLT RT	RESPONSE ( ng)	( ng)	TARGET RANGE	RATIO
==	=====	=====	=====	=====	=====	=====
\$ 1 Tetrachloro-m-xylene CAS #: 877-09-8						
9.92	9.92	0.000	63536	0.00500	0.0065	(a)
-----						
3 alpha-BHC CAS #: 319-84-6						
12.5	12.5	0.000	83651	0.00500	0.0058	(a)
-----						
4 gamma-BHC (Lindane) CAS #: 58-89-9						
13.9	13.9	0.000	78232	0.00500	0.0059	(a)
-----						
5 Heptachlor CAS #: 76-44-8						
15.4	15.4	0.000	84705	0.00500	0.0061	(a)
-----						

Data File: E4C6579R.D  
Report Date: 03-Jun-2005 10:40

AMOUNTS						
RT	EXP RT	DLT RT	RESPONSE ( ng)	CAL-AMT ( ng)	ON-COL ( ng)	TARGET RANGE RATIO
==	=====	=====	=====	=====	=====	=====
10 Endosulfan I CAS #: 959-98-8						
19.8	19.8	0.000	70793 0.00500	0.0061		(a)
-----						
14 Dieldrin CAS #: 60-57-1						
20.7	20.7	0.000	153819 0.01000	0.012		(a)
-----						
15 Endrin CAS #: 72-20-8						
21.5	21.5	0.000	114851 0.01000	0.012		(a)
-----						
16 4,4'-DDD CAS #: 72-54-8						
22.0	22.0	0.000	84688 0.01000	0.011		(a)
-----						
18 4,4'-DDT CAS #: 50-29-3						
22.8	22.8	0.000	91681 0.01000	0.011		(a)
-----						
21 Methoxychlor CAS #: 72-43-5						
24.6	24.6	0.000	225765 0.05000	0.055		(a)
-----						
\$ 2 Decachlorobiphenyl CAS #: 2051-24-3						
27.9	27.9	0.000	109349 0.01000	0.013		(a)
-----						

#### QC Flag Legend

a - Target compound detected but, quantitated amount  
Below Limit Of Quantitation(BLOQ).

sz 06/03/05

Data File: \\AVOCADRO\ORGANICS\organic\svoa\E4.1\050601F.B\E4C6880F.D

Date : 01-JUN-2005 21:28

Client ID: INDBLD1

Sample Info: INDBLD1, INDBLD1, indb.sub,,

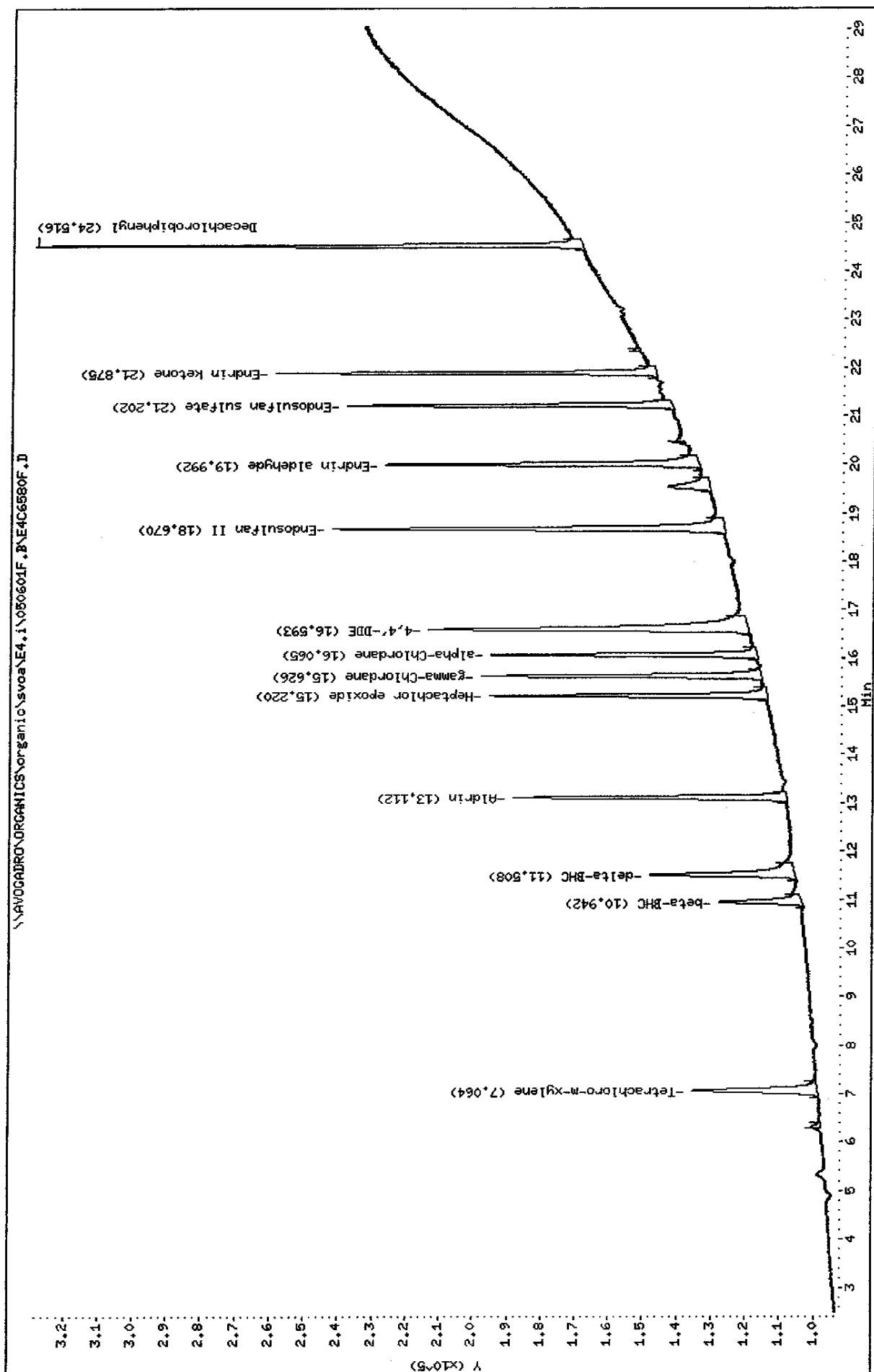
Volume Injected (uL): 1.0

Column phase: CLPest

Instrument: E4.1

Operator: SRC:

Column diameter: 0.53



Data File: \\AVOCADRO\ORGANICS\organic\svoa\E4.i\050601R.B\E4C6580R.D

Date : 01-JUN-2005 21:28

Client ID: INDBLD1

Sample Info: INDBLD1, INDBLD1, indb.sub,,

Volume Injected (ul): 1.0

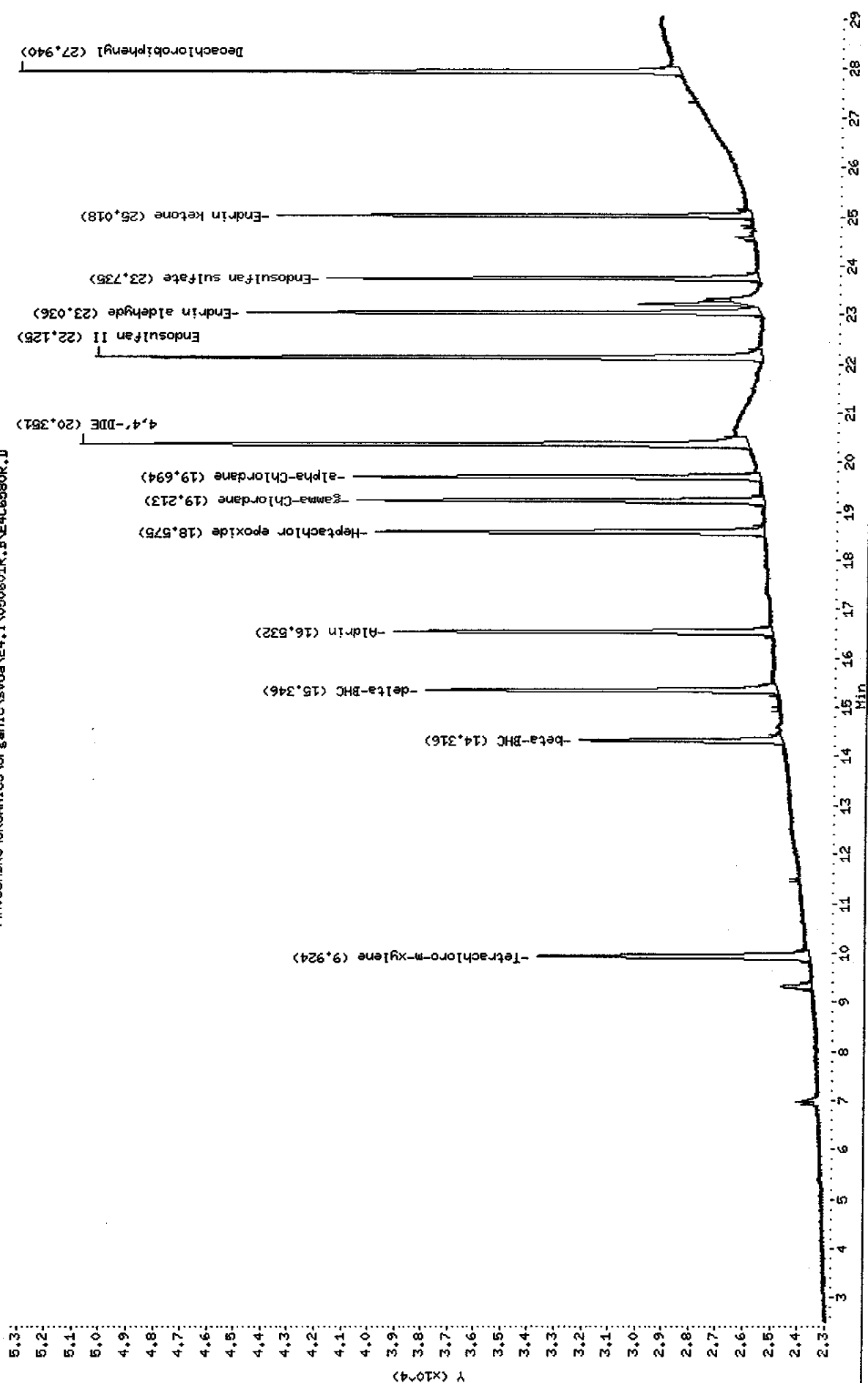
Column phase: CLPPESTIII

Instrument: E4.i

Operator: SRC:

Column diameter: 0.53

\\AVOCADRO\ORGANICS\organic\svoa\E4.i\050601R.B\E4C6580R.D



Data File: E4C6580F.D  
Report Date: 03-Jun-2005 10:39

Mitkem Corporation

NYASP Pesticide Quantitation Report

Data file : \\AVOGADRO\ORGANICS\organic\svoa\E4.i\050601F.B\E4C6580F.D  
Lab Smp Id: INDBLD1 Client Smp ID: INDBLD1  
Inj Date : 01-JUN-2005 21:28  
Operator : SRC: Inst ID: E4.i  
Smp Info : INDBLD1,INDBLD1,,indb.sub,,  
Misc Info : 1,1,,1,,  
Comment :  
Method : \\AVOGADRO\ORGANICS\organic\svoa\E4.i\050601F.B\clp-1262e4f.m  
Meth Date : 03-Jun-2005 09:06 mtl Quant Type: ESTD  
Cal Date : 01-JUN-2005 23:54 Cal File: E4C6584F.D  
Als bottle: 11 Calibration Sample, Level: 1  
Dil Factor: 1.00000  
Integrator: Falcon Compound Sublist: indb.sub  
Subtraction File: \\AVOGADRO\ORGANICS  
Target Version: 4.03 Sample Matrix: WATER  
Processing Host: TARGET9

Concentration Formula: Amt \* DF \* Uf \* Vt/(Vo \* Vi)

Name	Value	Description
DF	1.000	Dilution Factor
Uf	1.000	Correction factor
Vt	10000.000	Volume of final extract (uL)
Vo	1000.000	Volume of sample extracted (mL)
Vi	1.000	Volume injected (uL)

AMOUNTS						
		CAL-AMT	ON-COL			
RT	EXP RT	DLT RT	RESPONSE ( ng)	( ng)	TARGET RANGE	RATIO
==	=====	=====	=====	=====	=====	=====
\$ 1 Tetrachloro-m-xylene CAS #: 877-09-8						
7.06	7.06	0.000	240915	0.00500	0.0048	(a)
-----						
6 Aldrin CAS #: 309-00-2						
13.1	13.1	0.000	360892	0.00500	0.0047	(a)
-----						
7 beta-BHC CAS #: 319-85-7						
10.9	10.9	0.000	145977	0.00500	0.0047	(a)
-----						
8 delta-BHC CAS #: 319-86-8						
11.5	11.5	0.000	289784	0.00500	0.0042	(a)
-----						



Data File: E4C6580F.D  
Report Date: 03-Jun-2005 10:39

AMOUNTS						
RT	EXP RT	DLT RT	RESPONSE (	CAL-AMT	ON-COL	TARGET RANGE
==	=====	=====	ng)	(	ng)	=====
9 Heptachlor epoxide						
					CAS #: 1024-57-3	
15.2	15.2	0.000	358688 0.00500	0.0050		(a)
-----						
11 gamma-Chlordane						
					CAS #: 5103-74-2	
15.6	15.6	0.000	362660 0.00500	0.0048		(a)
-----						
12 alpha-Chlordane						
					CAS #: 5103-71-9	
16.1	16.1	0.000	344200 0.00500	0.0049		(a)
-----						
13 4,4'-DDE						
					CAS #: 72-55-9	
16.6	16.6	0.000	646716 0.01000	0.0093		(a)
-----						
17 Endosulfan II						
					CAS #: 33213-65-9	
18.7	18.7	0.000	609231 0.01000	0.0099		(a)
-----						
19 Endrin aldehyde						
					CAS #: 7421-93-4	
20.0	20.0	0.000	435306 0.01000	0.0097		(a)
-----						
20 Endosulfan sulfate						
					CAS #: 1031-07-8	
21.2	21.2	0.000	367235 0.01000	0.0077		(a)
-----						
22 Endrin ketone						
					CAS #: 53494-70-5	
21.9	21.9	0.000	411391 0.01000	0.0085		(a)
-----						
\$ 2 Decachlorobiphenyl						
					CAS #: 2051-24-3	
24.5	24.5	0.000	543625 0.01000	0.010		(a)
-----						

#### QC Flag Legend

a - Target compound detected but, quantitated amount  
Below Limit Of Quantitation(BLOQ).

*sz 06/03/05*

Data File: E4C6580R.D  
Report Date: 03-Jun-2005 10:40

Mitkem Corporation

NYASP Pesticide Quantitation Report

Data file : \\AVOGADRO\ORGANICS\organic\svoa\E4.i\050601R.B\E4C6580R.D  
Lab Smp Id: INDBLD1 Client Smp ID: INDBLD1  
Inj Date : 01-JUN-2005 21:28  
Operator : SRC: Inst ID: E4.i  
Smp Info : INDBLD1,INDBLD1,,indb.sub,,  
Misc Info : 1,1,,1,,  
Comment :  
Method : \\AVOGADRO\ORGANICS\organic\svoa\E4.i\050601R.B\clp1262-e4r.m  
Meth Date : 03-Jun-2005 09:01 mt1 Quant Type: ESTD  
Cal Date : 01-JUN-2005 23:54 Cal File: E4C6584R.D  
Als bottle: 11 Calibration Sample, Level: 1  
Dil Factor: 1.00000  
Integrator: Falcon Compound Sublist: indb.sub  
Subtraction File: \\AVOGADRO\ORGANICS  
Target Version: 4.03 Sample Matrix: WATER  
Processing Host: TARGET9

Concentration Formula:  $\text{Amt} * \text{DF} * \text{Uf} * \text{Vt} / (\text{Vo} * \text{Vi})$

Name	Value	Description
DF	1.000	Dilution Factor
Uf	1.000	Correction factor
Vt	10000.000	Volume of final extract (uL)
Vo	1000.000	Volume of sample extracted (mL)
Vi	1.000	Volume injected (uL)

AMOUNTS						
RT	EXP RT	DLT RT	CAL-AMT RESPONSE ( ng)	ON-COL ( ng)	TARGET RANGE	RATIO
==	=====	=====	=====	=====	=====	=====
\$ 1	Tetrachloro-m-xylene		CAS #: 877-09-8			
9.92	9.92	0.000	50509 0.00500	0.0052		(a)
-----						
6	Aldrin		CAS #: 309-00-2			
16.5	16.5	0.000	57628 0.00500	0.0048		(a)
-----						
7	beta-BHC		CAS #: 319-85-7			
14.3	14.3	0.000	30556 0.00500	0.0048		(a)
-----						
8	delta-BHC		CAS #: 319-86-8			
15.3	15.3	0.000	53229 0.00500	0.0044		(a)
-----						

Data File: E4C6580R.D  
Report Date: 03-Jun-2005 10:40

AMOUNTS						
RT	EXP RT	DLT RT	RESPONSE ( ng)	CAL-AMT ( ng)	ON-COL ( ng)	TARGET RANGE RATIO
==	=====	=====	=====	=====	=====	=====
9 Heptachlor epoxide						
18.6	18.6	0.000	58929 0.00500	0.0049		(a)
-----						
11 gamma-Chlordane						
19.2	19.2	0.000	59804 0.00500	0.0049		(a)
-----						
12 alpha-Chlordane						
19.7	19.7	0.000	56732 0.00500	0.0049		(a)
-----						
13 4,4'-DDE						
20.4	20.3	0.100	98275 0.01000	0.0088		(a)
-----						
17 Endosulfan II						
22.1	22.1	0.000	89970 0.01000	0.0095		(a)
-----						
19 Endrin aldehyde						
23.0	23.0	0.000	65094 0.01000	0.0093		(a)
-----						
20 Endosulfan sulfate						
23.7	23.7	0.000	52728 0.01000	0.0076		(a)
-----						
22 Endrin ketone						
25.0	25.0	0.000	54893 0.01000	0.0079		(a)
-----						
\$ 2 Decachlorobiphenyl						
27.9	27.9	0.000	84757 0.01000	0.010		(a)
-----						

# QC Flag Legend

a - Target compound detected but, quantitated amount  
Below Limit Of Quantitation(BLOQ).

sz 06/03/05

Data File: \\AVOCADRO\ORGANICS\organic\svoa\E4.i\050601F.B\E4C6581F.D

Date : 01-JUN-2005 22:05

Client ID: INDAMD1

Sample Info: INDAMD1,INDAMD1,,inda,sub,,

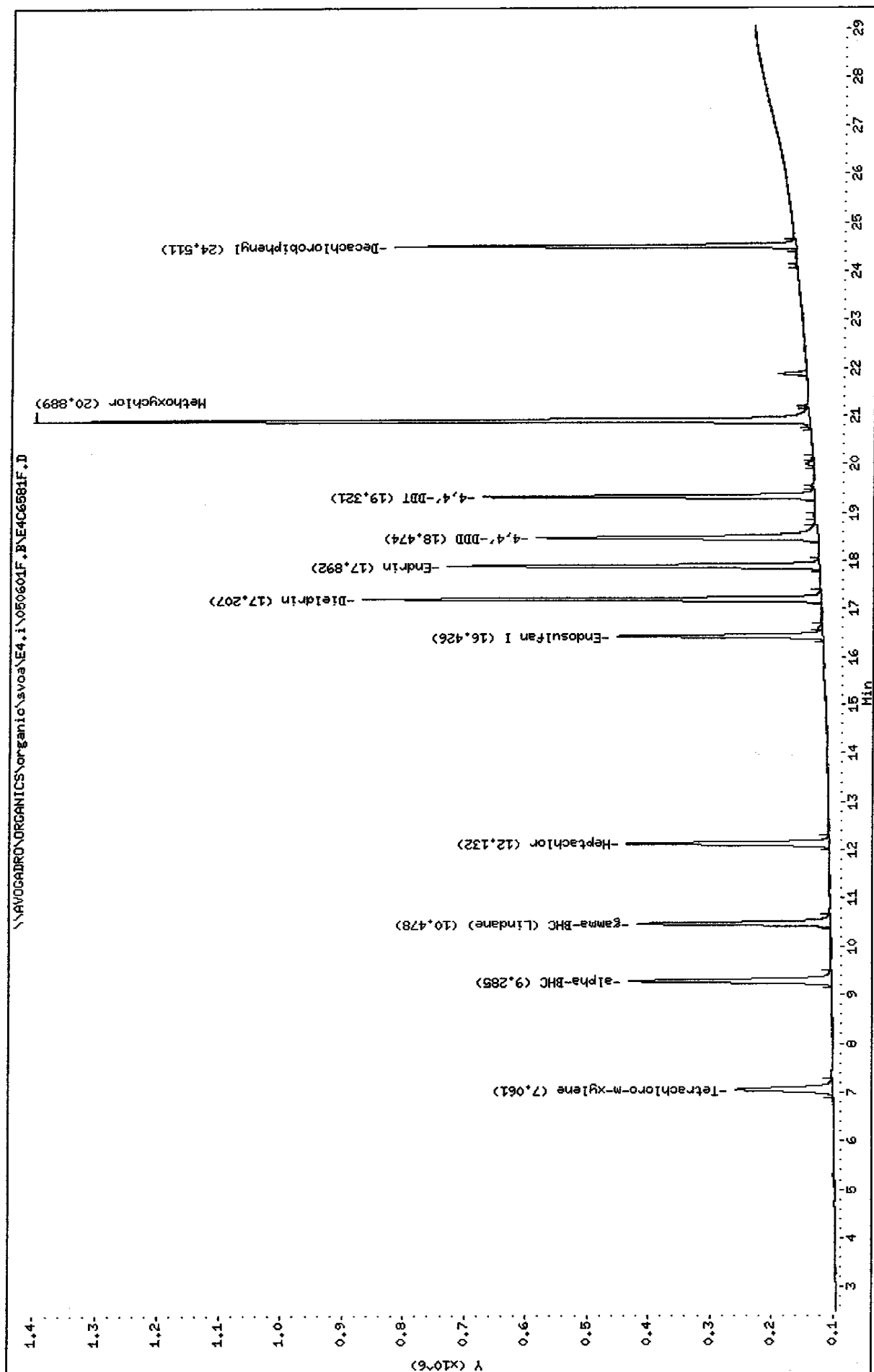
Volume Injected (uL): 1.0

Column phase: CLPest

Instrument: E4.i

Operator: SRC:

Column diameter: 0.53



Data File: \\AVOCADRO\ORGANICS\organic\svoa\E4.i\050601R.B\E4C6881R.D

Date : 01-JUN-2005 22:05

Client ID: INDAMD1

Sample Info: INDAMD1,INDAMD1,,inda.sub,,


Volume Injected (uL): 1.0

Column phase: CLPPESTII

Instrument: E4.i

Operator: SRC:

Column diameter: 0.53



Data File: E4C6581F.D  
Report Date: 03-Jun-2005 10:39

Mitkem Corporation

NYASP Pesticide Quantitation Report

Data file : \\AVOGADRO\ORGANICS\organic\svoa\E4.i\050601F.B\E4C6581F.D  
Lab Smp Id: INDAMD1 Client Smp ID: INDAMD1  
Inj Date : 01-JUN-2005 22:05  
Operator : SRC: Inst ID: E4.i  
Smp Info : INDAMD1,INDAMD1,,inda.sub,,  
Misc Info : 1,2,,1,,  
Comment :  
Method : \\AVOGADRO\ORGANICS\organic\svoa\E4.i\050601F.B\clp-1262e4f.m  
Meth Date : 03-Jun-2005 09:06 mtl Quant Type: ESTD  
Cal Date : 01-JUN-2005 23:54 Cal File: E4C6584F.D  
Als bottle: 12 Calibration Sample, Level: 2  
Dil Factor: 1.00000  
Integrator: Falcon Compound Sublist: inda.sub  
Subtraction File: \\AVOGADRO\ORGANICS  
Target Version: 4.03 Sample Matrix: WATER  
Processing Host: TARGET9

Concentration Formula:  $\text{Amt} * \text{DF} * \text{Uf} * \text{Vt} / (\text{Vo} * \text{Vi})$

Name	Value	Description
DF	1.000	Dilution Factor
Uf	1.000	Correction factor
Vt	10000.000	Volume of final extract (uL)
Vo	1000.000	Volume of sample extracted (mL)
Vi	1.000	Volume injected (uL)

AMOUNTS						
		CAL-AMT		ON-COL		
RT	EXP RT	DLT RT	RESPONSE ( ng)	( ng)	TARGET RANGE	RATIO
==	=====	=====	=====	=====	=====	=====
\$ 1 Tetrachloro-m-xylene CAS #: 877-09-8						
7.06	7.06	0.000	1005515	0.02000	0.020	(a)
-----						
3 alpha-BHC CAS #: 319-84-6						
9.29	9.29	0.000	1696026	0.02000	0.020	(a)
-----						
4 gamma-BHC (Lindane) CAS #: 58-89-9						
10.5	10.5	0.000	1538579	0.02000	0.020	(a)
-----						
5 Heptachlor CAS #: 76-44-8						
12.1	12.1	0.000	1517068	0.02000	0.020	(a)
-----						

Data File: E4C6581F.D  
Report Date: 03-Jun-2005 10:39

AMOUNTS						
RT	EXP RT	DLT RT	RESPONSE ( ng)	CAL-AMT ( ng)	ON-COL ( ng)	TARGET RANGE RATIO
==	=====	=====	=====	=====	=====	=====
10 Endosulfan I CAS #: 959-98-8						
16.4	16.4	0.000	1407588 0.02000	0.020		(a)
-----						
14 Dieldrin CAS #: 60-57-1						
17.2	17.2	0.000	3021215 0.04000	0.040		(a)
-----						
15 Endrin CAS #: 72-20-8						
17.9	17.9	0.000	2491801 0.04000	0.040		(a)
-----						
16 4,4'-DDD CAS #: 72-54-8						
18.5	18.5	0.000	2231720 0.04000	0.040		(a)
-----						
18 4,4'-DDT CAS #: 50-29-3						
19.3	19.3	0.000	2109224 0.04000	0.040		(a)
-----						
21 Methoxychlor CAS #: 72-43-5						
20.9	20.9	0.000	4824334 0.20000	0.20		(a)
-----						
\$ 2 Decachlorobiphenyl CAS #: 2051-24-3						
24.5	24.5	0.000	2082873 0.04000	0.040		(a)
-----						

#### QC Flag Legend

a - Target compound detected but, quantitated amount  
Below Limit Of Quantitation(BLOQ).

32 06/03/05

Data File: E4C6581R.D  
Report Date: 03-Jun-2005 10:40

Mitkem Corporation

NYASP Pesticide Quantitation Report

Data file : \\AVOGADRO\ORGANICS\organic\svoa\E4.i\050601R.B\E4C6581R.D  
Lab Smp Id: INDAMD1 Client Smp ID: INDAMD1  
Inj Date : 01-JUN-2005 22:05  
Operator : SRC: Inst ID: E4.i  
Smp Info : INDAMD1,INDAMD1,,inda.sub,,  
Misc Info : 1,2,,1,,  
Comment :  
Method : \\AVOGADRO\ORGANICS\organic\svoa\E4.i\050601R.B\clp1262-e4r.m  
Meth Date : 03-Jun-2005 09:01 mtl Quant Type: ESTD  
Cal Date : 01-JUN-2005 23:54 Cal File: E4C6584R.D  
Als bottle: 12 Calibration Sample, Level: 2  
Dil Factor: 1.00000  
Integrator: Falcon Compound Sublist: inda.sub  
Subtraction File: \\AVOGADRO\ORGANICS  
Target Version: 4.03 Sample Matrix: WATER  
Processing Host: TARGET9

Concentration Formula: Amt \* DF \* Uf \* Vt/(Vo \* Vi)

Name	Value	Description
DF	1.000	Dilution Factor
Uf	1.000	Correction factor
Vt	10000.000	Volume of final extract (uL)
Vo	1000.000	Volume of sample extracted (mL)
Vi	1.000	Volume injected (uL)

AMOUNTS						
RT	EXP RT	DLT RT	CAL-AMT RESPONSE ( ng)	ON-COL ( ng)	TARGET RANGE	RATIO
==	=====	=====	=====	=====	=====	=====
\$ 1	Tetrachloro-m-xylene		CAS #: 877-09-8			
9.92	9.92	0.000	196101 0.02000	0.020		(a)
-----						
3	alpha-BHC		CAS #: 319-84-6			
12.5	12.5	0.000	287609 0.02000	0.020		(a)
-----						
4	gamma-BHC (Lindane)		CAS #: 58-89-9			
13.9	13.9	0.000	265730 0.02000	0.020		(a)
-----						
5	Heptachlor		CAS #: 76-44-8			
15.4	15.4	0.000	279178 0.02000	0.020		(a)
-----						



Data File: E4C6581R.D  
Report Date: 03-Jun-2005 10:40

AMOUNTS						
RT	EXP RT	DLT RT	RESPONSE (	CAL-AMT (	ON-COL (	TARGET RANGE
==	=====	=====	=====	=====	=====	=====
10 Endosulfan I			CAS #: 959-98-8			
19.8	19.8	0.000	233272 0.02000	0.020		(a)
-----						
14 Dieldrin			CAS #: 60-57-1			
20.7	20.7	0.000	522965 0.04000	0.040		(a)
-----						
15 Endrin			CAS #: 72-20-8			
21.5	21.5	0.000	383913 0.04000	0.040		(a)
-----						
16 4,4'-DDD			CAS #: 72-54-8			
22.0	22.0	0.000	311876 0.04000	0.040		(a)
-----						
18 4,4'-DDT			CAS #: 50-29-3			
22.8	22.8	0.000	333852 0.04000	0.040		(a)
-----						
21 Methoxychlor			CAS #: 72-43-5			
24.6	24.6	0.000	824169 0.20000	0.20		(a)
-----						
\$ 2 Decachlorobiphenyl			CAS #: 2051-24-3			
27.9	27.9	0.000	326705 0.04000	0.040		(a)
-----						

5206/03/05

#### QC Flag Legend

a - Target compound detected but, quantitated amount  
Below Limit Of Quantitation(BLOQ).

Data File: \\AVOCADRO\ORGANICS\organic\svoa\E4.i\050601F,B\E4C6582F.D

Date : 01-JUN-2005 22:41

Client ID: INDBMD1

Sample Info: INDBMD1,INDBMD1,,indb.sub,,


Volume Injected (uL): 1.0

Column phase: CLPest

Instrument: E4.i

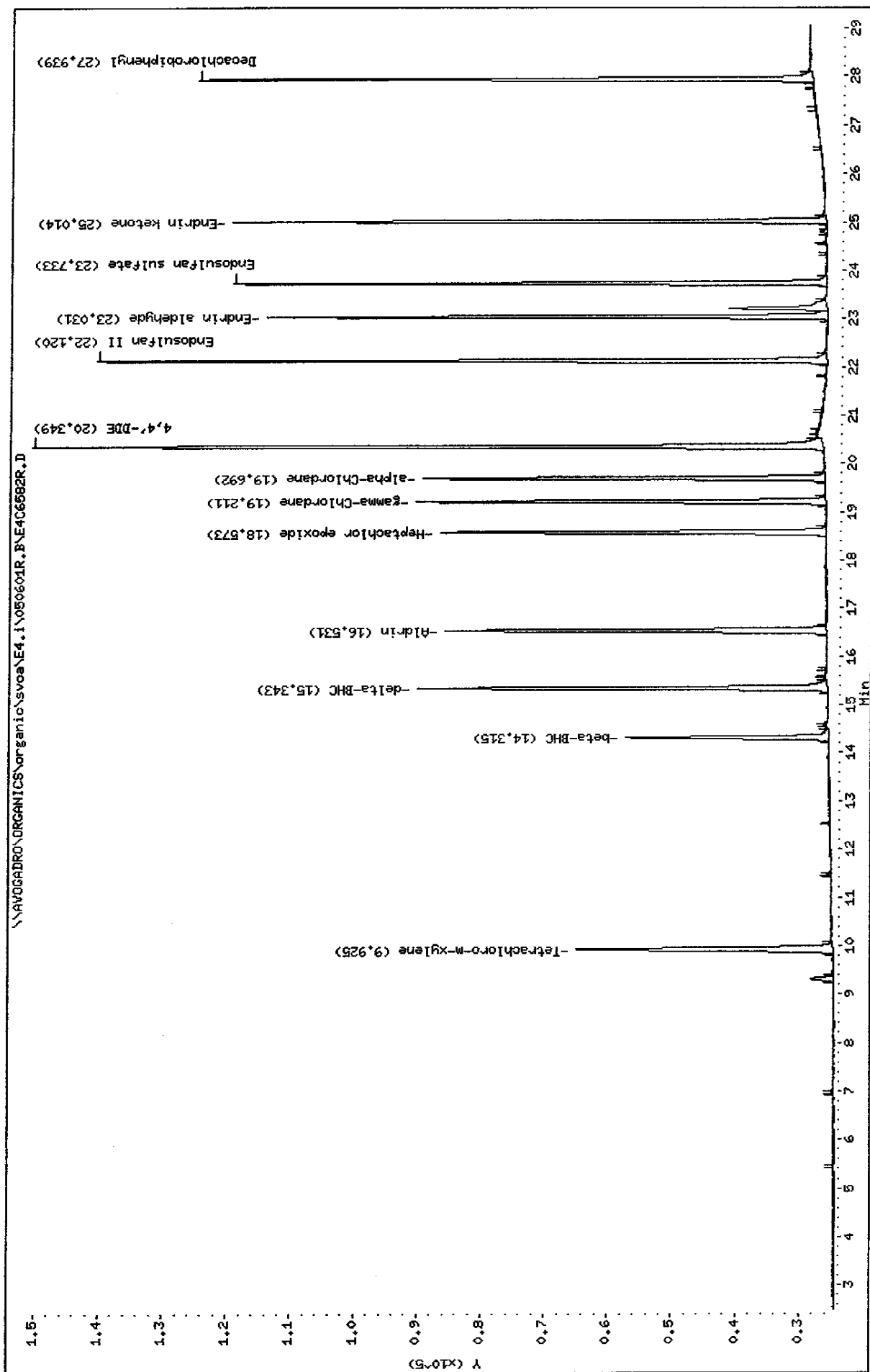
Operator: SRC:

Column diameter: 0.53



Data File: \\AVOCADRO\ORGANICS\organic\svoa\E4.i\050601R.B\E4C6582R.D  
 Date : 01-JUN-2005 22:41  
 Client ID: INDBMD1  
 Sample Info: INDBMD1,INDBMD1,,indb.sub,,  
 Volume Injected (ul): 1.0  
 Column Phase: CLPESTII

Instrument: E4.i  
 Operator: SRC:  
 Column diameter: 0.53



Data File: E4C6582F.D  
Report Date: 03-Jun-2005 10:39

Mitkem Corporation

NYASP Pesticide Quantitation Report

Data file : \\AVOGADRO\ORGANICS\organic\svoa\E4.i\050601F.B\E4C6582F.D  
Lab Smp Id: INDBMD1 Client Smp ID: INDBMD1  
Inj Date : 01-JUN-2005 22:41  
Operator : SRC: Inst ID: E4.i  
Smp Info : INDBMD1,INDBMD1,,indb.sub,,  
Misc Info : 1,2,,1,,  
Comment :  
Method : \\AVOGADRO\ORGANICS\organic\svoa\E4.i\050601F.B\clp-1262e4f.m  
Meth Date : 03-Jun-2005 09:06 mtl Quant Type: ESTD  
Cal Date : 01-JUN-2005 23:54 Cal File: E4C6584F.D  
Als bottle: 13 Calibration Sample, Level: 2  
Dil Factor: 1.00000  
Integrator: Falcon Compound Sublist: indb.sub  
Subtraction File: \\AVOGADRO\ORGANICS  
Target Version: 4.03 Sample Matrix: WATER  
Processing Host: TARGET9

Concentration Formula:  $\text{Amt} * \text{DF} * \text{Uf} * \text{Vt} / (\text{Vo} * \text{Vi})$

Name	Value	Description
DF	1.000	Dilution Factor
Uf	1.000	Correction factor
Vt	10000.000	Volume of final extract (uL)
Vo	1000.000	Volume of sample extracted (mL)
Vi	1.000	Volume injected (uL)

AMOUNTS						
		CAL-AMT		ON-COL		
RT	EXP RT	DLT RT	RESPONSE ( ng)	( ng)	TARGET RANGE	RATIO
==	=====	=====	=====	=====	=====	=====
\$ 1	Tetrachloro-m-xylene		CAS #: 877-09-8			
7.06	7.06	0.000	1020460	0.02000	0.020	(a)
-----						
6	Aldrin		CAS #: 309-00-2			
13.1	13.1	0.000	1527964	0.02000	0.020	(a)
-----						
7	beta-BHC		CAS #: 319-85-7			
10.9	10.9	0.000	618886	0.02000	0.020	(a)
-----						
8	delta-BHC		CAS #: 319-86-8			
11.5	11.5	0.000	1370043	0.02000	0.020	(a)
-----						

Data File: E4C6582F.D

Report Date: 03-Jun-2005 10:39

AMOUNTS						
RT	EXP RT	DLT RT	CAL-AMT RESPONSE ( ng)	ON-COL ( ng)	TARGET RANGE	RATIO
==	=====	=====	=====	=====	=====	=====
9 Heptachlor epoxide			CAS #: 1024-57-3			
15.2	15.2	0.000	1449211 0.02000	0.020		(a)
-----						
11 gamma-Chlordane			CAS #: 5103-74-2			
15.6	15.6	0.000	1508477 0.02000	0.020		(a)
-----						
12 alpha-Chlordane			CAS #: 5103-71-9			
16.1	16.1	0.000	1392693 0.02000	0.020		(a)
-----						
13 4,4'-DDE			CAS #: 72-55-9			
16.6	16.6	0.000	2796006 0.04000	0.040		(a)
-----						
17 Endosulfan II			CAS #: 33213-65-9			
18.7	18.7	0.000	2466652 0.04000	0.040		(a)
-----						
19 Endrin aldehyde			CAS #: 7421-93-4			
20.0	20.0	0.000	1798600 0.04000	0.040		(a)
-----						
20 Endosulfan sulfate			CAS #: 1031-07-8			
21.2	21.2	0.000	1917354 0.04000	0.040		(a)
-----						
22 Endrin ketone			CAS #: 53494-70-5			
21.9	21.9	0.000	1942266 0.04000	0.040		(a)
-----						
\$ 2 Decachlorobiphenyl			CAS #: 2051-24-3			
24.5	24.5	0.000	2040372 0.04000	0.039		(a)
-----						

5206/03/05

#### QC Flag Legend

a - Target compound detected but, quantitated amount  
Below Limit Of Quantitation(BLOQ).

Data File: E4C6582R.D  
Report Date: 03-Jun-2005 10:41

Mitkem Corporation

NYASP Pesticide Quantitation Report

Data file : \\AVOGADRO\ORGANICS\organic\svoa\E4.i\050601R.B\E4C6582R.D  
Lab Smp Id: INDBMD1 Client Smp ID: INDBMD1  
Inj Date : 01-JUN-2005 22:41  
Operator : SRC: Inst ID: E4.i  
Smp Info : INDBMD1,INDBMD1,,indb.sub,,  
Misc Info : 1,2,,1,,  
Comment :  
Method : \\AVOGADRO\ORGANICS\organic\svoa\E4.i\050601R.B\clp1262-e4r.m  
Meth Date : 03-Jun-2005 09:01 mtl Quant Type: ESTD  
Cal Date : 01-JUN-2005 23:54 Cal File: E4C6584R.D  
Als bottle: 13 Calibration Sample, Level: 2  
Dil Factor: 1.00000  
Integrator: Falcon Compound Sublist: indb.sub  
Subtraction File: \\AVOGADRO\ORGANICS  
Target Version: 4.03 Sample Matrix: WATER  
Processing Host: TARGET9

Concentration Formula:  $\text{Amt} * \text{DF} * \text{Uf} * \text{Vt} / (\text{Vo} * \text{Vi})$

Name	Value	Description
DF	1.000	Dilution Factor
Uf	1.000	Correction factor
Vt	10000.000	Volume of final extract (uL)
Vo	1000.000	Volume of sample extracted (mL)
Vi	1.000	Volume injected (uL)

AMOUNTS						
		CAL-AMT		ON-COL		
RT	EXP RT	DLT RT	RESPONSE ( ng)	( ng)	TARGET RANGE	RATIO
==	=====	=====	=====	=====	=====	=====
\$ 1	Tetrachloro-m-xylene		CAS #: 877-09-8			
9.92	9.92	0.000	199935 0.02000	0.020		(a)
-----						
6	Aldrin		CAS #: 309-00-2			
16.5	16.5	0.000	240282 0.02000	0.020		(a)
-----						
7	beta-BHC		CAS #: 319-85-7			
14.3	14.3	0.000	128042 0.02000	0.020		(a)
-----						
8	delta-BHC		CAS #: 319-86-8			
15.3	15.3	0.000	243662 0.02000	0.020		(a)
-----						

Data File: E4C6582R.D  
Report Date: 03-Jun-2005 10:41

AMOUNTS						
RT	EXP RT	DLT RT	CAL-AMT RESPONSE ( ng)	ON-COL ( ng)	TARGET RANGE	RATIO
==	=====	=====	=====	=====	=====	=====
9 Heptachlor epoxide			CAS #: 1024-57-3			
18.6	18.6	0.000	240720 0.02000	0.020		(a)
-----						
11 gamma-Chlordane			CAS #: 5103-74-2			
19.2	19.2	0.000	243236 0.02000	0.020		(a)
-----						
12 alpha-Chlordane			CAS #: 5103-71-9			
19.7	19.7	0.000	232997 0.02000	0.020		(a)
-----						
13 4,4'-DDE			CAS #: 72-55-9			
20.3	20.3	0.000	444372 0.04000	0.040		(a)
-----						
17 Endosulfan II			CAS #: 33213-65-9			
22.1	22.1	0.000	379642 0.04000	0.040		(a)
-----						
19 Endrin aldehyde			CAS #: 7421-93-4			
23.0	23.0	0.000	279200 0.04000	0.040		(a)
-----						
20 Endosulfan sulfate			CAS #: 1031-07-8			
23.7	23.7	0.000	289216 0.04000	0.041		(a)
-----						
22 Endrin ketone			CAS #: 53494-70-5			
25.0	25.0	0.000	276881 0.04000	0.040		(a)
-----						
\$ 2 Decachlorobiphenyl			CAS #: 2051-24-3			
27.9	27.9	0.000	327416 0.04000	0.040		(a)
-----						

#### QC Flag Legend

a - Target compound detected but, quantitated amount  
Below Limit Of Quantitation(BLOQ).

5206/03/05

Data File: \\AVOCADRO\ORGANICS\organic\svoa\E4.i\050601F,B\E4C6583F.D

Date : 01-JUN-2005 23:17

Client ID: INDAHDI

Sample Info: INDAHDI,INDAHD1,,inda.sub,,

Volume Injected (uL): 1.0


Column phase: CLPPest

Instrument: E4.i

Operator: SRC:

Column diameter: 0.53

\\AVOCADRO\ORGANICS\organic\svoa\E4.i\050601F,B\E4C6583F.D





Data File: \\AVOCADRO\ORGANICS\organic\svoa\E4.i\050601R.BAE4C6883R.D

Date : 01-JUN-2005 23:17

Client ID: IND4HD1

Sample Info: IND4HD1,IND4HD1,,inda.sub,,

Volume Injected (uL): 1.0


Column phase: CLPESTII

Instrument: E4.i

Operator: SRC:

Column diameter: 0.53

\\AVOCADRO\ORGANICS\organic\svoa\E4.i\050601R.BAE4C6883R.D



Data File: E4C6583F.D  
Report Date: 03-Jun-2005 10:39

Mitkem Corporation

NYASP Pesticide Quantitation Report

Data file : \\AVOGADRO\ORGANICS\organic\svoa\E4.i\050601F.B\E4C6583F.D  
Lab Smp Id: INDAH1 Client Smp ID: INDAH1  
Inj Date : 01-JUN-2005 23:17  
Operator : SRC: Inst ID: E4.i  
Smp Info : INDAH1, INDAH1, , inda.sub, ,  
Misc Info : 1, 3, , 1, ,  
Comment :  
Method : \\AVOGADRO\ORGANICS\organic\svoa\E4.i\050601F.B\clp-1262e4f.m  
Meth Date : 03-Jun-2005 09:06 mtl Quant Type: ESTD  
Cal Date : 01-JUN-2005 23:54 Cal File: E4C6584F.D  
Als bottle: 14 Calibration Sample, Level: 3  
Dil Factor: 1.00000  
Integrator: Falcon Compound Sublist: inda.sub  
Subtraction File: \\AVOGADRO\ORGANICS  
Target Version: 4.03 Sample Matrix: WATER  
Processing Host: TARGET9

Concentration Formula:  $\text{Amt} * \text{DF} * \text{Uf} * \text{Vt} / (\text{Vo} * \text{Vi})$

Name	Value	Description
DF	1.000	Dilution Factor
Uf	1.000	Correction factor
Vt	10000.000	Volume of final extract (uL)
Vo	1000.000	Volume of sample extracted (mL)
Vi	1.000	Volume injected (uL)

AMOUNTS						
		CAL-AMT		ON-COL		
RT	EXP RT	DLT RT	RESPONSE ( ng)	( ng)	TARGET RANGE	RATIO
=====						
\$ 1 Tetrachloro-m-xylene CAS #: 877-09-8						
7.05	7.06	-0.010	4189503	0.08000	0.083	(A)
-----						
3 alpha-BHC CAS #: 319-84-6						
9.28	9.29	-0.010	7504442	0.08000	0.088	(A)
-----						
4 gamma-BHC (Lindane) CAS #: 58-89-9						
10.5	10.5	0.000	6714461	0.08000	0.087	(A)
-----						
5 Heptachlor CAS #: 76-44-8						
12.1	12.1	0.000	6363732	0.08000	0.084	(A)
-----						

Data File: E4C6583F.D  
Report Date: 03-Jun-2005 10:39

AMOUNTS						
RT	EXP RT	DLT RT	CAL-AMT	ON-COL	TARGET RANGE	RATIO
==	=====	=====	RESPONSE ( ng)	( ng)	=====	=====
10 Endosulfan I CAS #: 959-98-8						
16.4	16.4	0.000	5589721 0.08000	0.079		
-----						
14 Dieldrin CAS #: 60-57-1						
17.2	17.2	0.000	11877374 0.16000	0.16		
-----						
15 Endrin CAS #: 72-20-8						
17.9	17.9	0.000	9736771 0.16000	0.16		
-----						
16 4,4'-DDD CAS #: 72-54-8						
18.5	18.5	0.000	9441280 0.16000	0.17		(A)
-----						
18 4,4'-DDT CAS #: 50-29-3						
19.3	19.3	0.000	9344707 0.16000	0.18		(A)
-----						
21 Methoxychlor CAS #: 72-43-5						
20.9	20.9	0.000	18371865 0.80000	0.76		
-----						
\$ 2 Decachlorobiphenyl CAS #: 2051-24-3						
24.5	24.5	0.000	8217695 0.16000	0.16		(A)
-----						

#### QC Flag Legend

A - Target compound detected but, quantitated amount exceeded maximum amount.

SZ 06/03/05

Data File: E4C6583R.D  
Report Date: 03-Jun-2005 10:41

Mitkem Corporation

NYASP Pesticide Quantitation Report

Data file : \\AVOGADRO\ORGANICS\organic\svoa\E4.i\050601R.B\E4C6583R.D  
Lab Smp Id: INDAH1 Client Smp ID: INDAH1  
Inj Date : 01-JUN-2005 23:17  
Operator : SRC: Inst ID: E4.i  
Smp Info : INDAH1,INDAH1,,inda.sub,,  
Misc Info : 1,3,,1,,  
Comment :  
Method : \\AVOGADRO\ORGANICS\organic\svoa\E4.i\050601R.B\clp1262-e4r.m  
Meth Date : 03-Jun-2005 09:01 mtl Quant Type: ESTD  
Cal Date : 01-JUN-2005 23:54 Cal File: E4C6584R.D  
Als bottle: 14 Calibration Sample, Level: 3  
Dil Factor: 1.00000  
Integrator: Falcon Compound Sublist: inda.sub  
Subtraction File: \\AVOGADRO\ORGANICS  
Target Version: 4.03 Sample Matrix: WATER  
Processing Host: TARGET9

Concentration Formula:  $\text{Amt} * \text{DF} * \text{Uf} * \text{Vt} / (\text{Vo} * \text{Vi})$

Name	Value	Description
DF	1.000	Dilution Factor
Uf	1.000	Correction factor
Vt	10000.000	Volume of final extract (uL)
Vo	1000.000	Volume of sample extracted (mL)
Vi	1.000	Volume injected (uL)

AMOUNTS						
		CAL-AMT		ON-COL		
RT	EXP RT	DLT RT	RESPONSE ( ng)	( ng)	TARGET RANGE	RATIO
**	=====	=====	=====	=====	=====	=====
\$ 1	Tetrachloro-m-xylene		CAS #: 877-09-8			
9.92	9.92	0.000	800922 0.08000	0.082		(A)
-----						
3	alpha-BHC		CAS #: 319-84-6			
12.5	12.5	0.000	1341120 0.08000	0.093		(A)
-----						
4	gamma-BHC (Lindane)		CAS #: 58-89-9			
13.9	13.9	0.000	1215893 0.08000	0.092		(A)
-----						
5	Heptachlor		CAS #: 76-44-8			
15.4	15.4	0.000	1215834 0.08000	0.087		(A)
-----						

Data File: E4C6583R.D  
Report Date: 03-Jun-2005 10:41

AMOUNTS						
RT	EXP RT	DLT RT	CAL-AMT	ON-COL	TARGET RANGE	RATIO
==	=====	=====	RESPONSE ( ng)	( ng)	=====	=====
10 Endosulfan I CAS #: 959-98-8						
19.8	19.8	0.000	1006969 0.08000	0.086		(A)
-----						
14 Dieldrin CAS #: 60-57-1						
20.7	20.7	0.000	2355690 0.16000	0.18		(A)
-----						
15 Endrin CAS #: 72-20-8						
21.5	21.5	0.000	1723640 0.16000	0.18		(A)
-----						
16 4,4'-DDD CAS #: 72-54-8						
22.0	22.0	0.000	1486193 0.16000	0.19		(A)
-----						
18 4,4'-DDT CAS #: 50-29-3						
22.8	22.8	0.000	1567183 0.16000	0.19		(A)
-----						
21 Methoxychlor CAS #: 72-43-5						
24.6	24.6	0.000	3481585 0.80000	0.84		(A)
-----						
\$ 2 Decachlorobiphenyl CAS #: 2051-24-3						
27.9	27.9	0.000	1293141 0.16000	0.16		(A)
-----						


# QC Flag Legend

A - Target compound detected but, quantitated amount exceeded maximum amount.

ST 06/03/05

Data File: \\AVOCADRO\ORGANICS\organic\svoa\E4.1\050601F.B\E4C6884F.D  
 Date : 01-JUN-2005 23:54  
 Client ID: INDBHD1  
 Sample Info: INDBHD1,INDBHD1,,indb.sub,,  
 Volume Injected (ul): 1.0  
 Column phase: CLPPest

Instrument: E4.1  
 Operator: SRC;  
 Column diameter: 0.53



Data File: \\AVOCADRON\ORGANICS\organic\svoa\E4.i\050601R.B\E4C6584R.D

Date : 01-JUN-2005 23:54

Client ID: INDBHD1

Sample Info: INDBHD1,INDBHD1,,indb.sub,,

Volume Injected (uL): 1.0

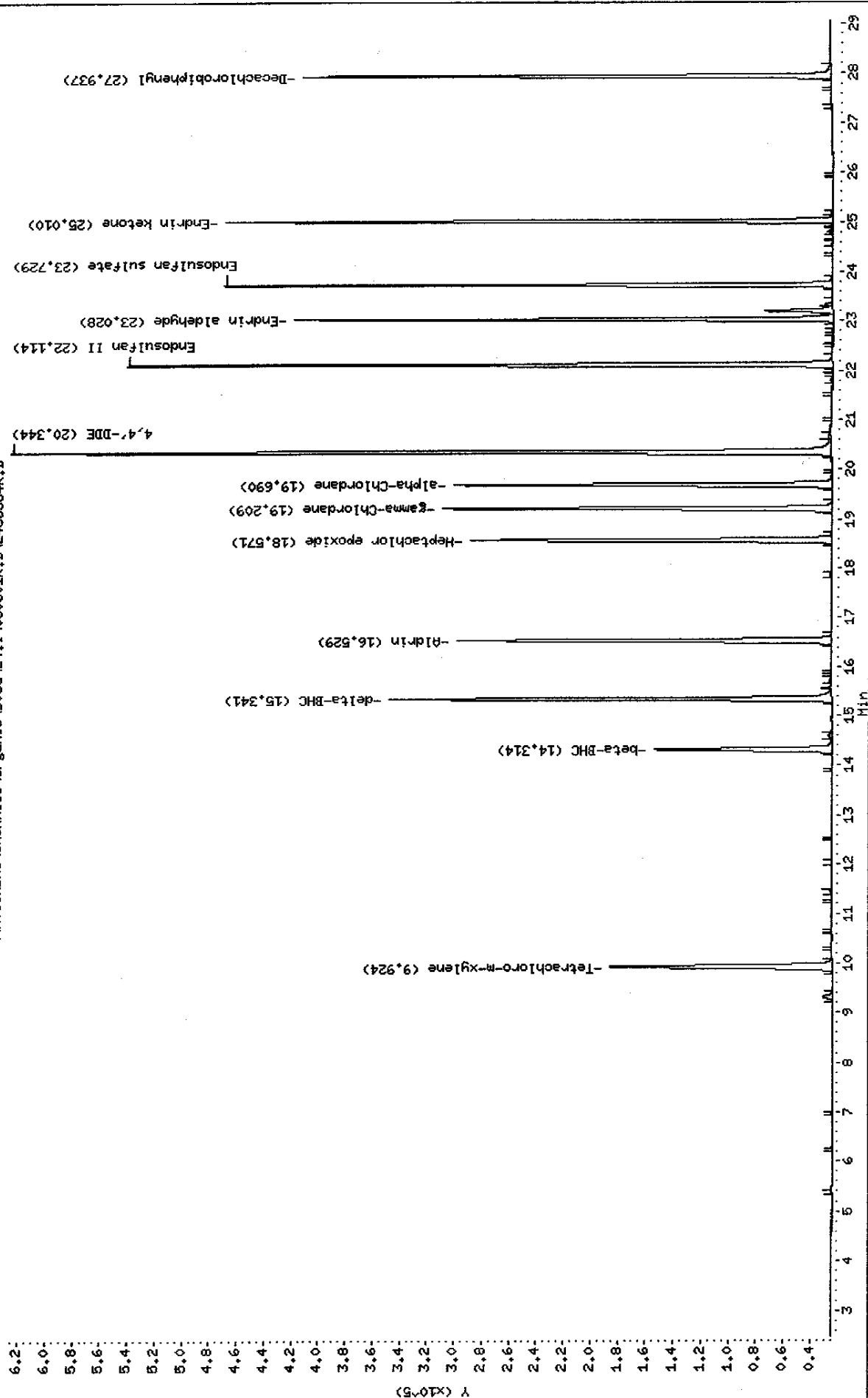
Column phase: CLPPESTII

Instrument: E4.i

Operator: SRC:

Column diameter: 0.53

\\AVOCADRON\ORGANICS\organic\svoa\E4.i\050601R.B\E4C6584R.D



Data File: E4C6584F.D  
Report Date: 03-Jun-2005 10:39

Mitkem Corporation

NYASP Pesticide Quantitation Report

Data file : \\AVOGADRO\ORGANICS\organic\svoa\E4.i\050601F.B\E4C6584F.D  
Lab Smp Id: INDBHD1 Client Smp ID: INDBHD1  
Inj Date : 01-JUN-2005 23:54  
Operator : SRC: Inst ID: E4.i  
Smp Info : INDBHD1,INDBHD1,,indb.sub,,  
Misc Info : 1,3,,1,,  
Comment :  
Method : \\AVOGADRO\ORGANICS\organic\svoa\E4.i\050601F.B\clp-1262e4f.m  
Meth Date : 03-Jun-2005 09:06 mtl Quant Type: ESTD  
Cal Date : 01-JUN-2005 23:54 Cal File: E4C6584F.D  
Als bottle: 15 Calibration Sample, Level: 3  
Dil Factor: 1.00000  
Integrator: Falcon Compound Sublist: indb.sub  
Subtraction File: \\AVOGADRO\ORGANICS  
Target Version: 4.03 Sample Matrix: WATER  
Processing Host: TARGET9

Concentration Formula:  $\text{Amt} * \text{DF} * \text{Uf} * \text{Vt} / (\text{Vo} * \text{Vi})$

Name	Value	Description
DF	1.000	Dilution Factor
Uf	1.000	Correction factor
Vt	10000.000	Volume of final extract (uL)
Vo	1000.000	Volume of sample extracted (mL)
Vi	1.000	Volume injected (uL)

AMOUNTS

RT	EXP RT	DLT RT	CAL-AMT RESPONSE ( ng)	ON-COL ( ng)	TARGET RANGE	RATIO
\$ 1					CAS #: 877-09-8	
7.05	7.06	-0.010	4164836 0.08000	0.083		(A)
6 Aldrin					CAS #: 309-00-2	
13.1	13.1	0.000	6324354 0.08000	0.083		(A)
7 beta-BHC					CAS #: 319-85-7	
10.9	10.9	0.000	2564897 0.08000	0.083		(A)
8 delta-BHC					CAS #: 319-86-8	
11.5	11.5	0.000	6469162 0.08000	0.094		(A)



Data File: E4C6584F.D  
Report Date: 03-Jun-2005 10:39

AMOUNTS						
RT	EXP RT	DLT RT	RESPONSE ( ng)	CAL-AMT ( ng)	ON-COL ( ng)	TARGET RANGE RATIO
==	=====	=====	=====	=====	=====	=====
9 Heptachlor epoxide CAS #: 1024-57-3						
15.2	15.2	0.000	5732097 0.08000	0.079		
-----						
11 gamma-Chlordane CAS #: 5103-74-2						
15.6	15.6	0.000	6286707 0.08000	0.083		(A)
-----						
12 alpha-Chlordane CAS #: 5103-71-9						
16.1	16.1	0.000	5739730 0.08000	0.082		(A)
-----						
13 4,4'-DDE CAS #: 72-55-9						
16.6	16.6	0.000	11633043 0.16000	0.17		(A)
-----						
17 Endosulfan II CAS #: 33213-65-9						
18.6	18.7	-0.100	9724817 0.16000	0.16		
-----						
19 Endrin aldehyde CAS #: 7421-93-4						
20.0	20.0	0.000	7238662 0.16000	0.16		(A)
-----						
20 Endosulfan sulfate CAS #: 1031-07-8						
21.2	21.2	0.000	8047122 0.16000	0.17		(A)
-----						
22 Endrin ketone CAS #: 53494-70-5						
21.9	21.9	0.000	8223317 0.16000	0.17		(A)
-----						
\$ 2 Decachlorobiphenyl CAS #: 2051-24-3						
24.5	24.5	0.000	8072607 0.16000	0.16		(A)
-----						

SE 06/03/05

# QC Flag Legend

A - Target compound detected but, quantitated amount exceeded maximum amount.

Data File: E4C6584R.D  
Report Date: 03-Jun-2005 10:41

Mitkem Corporation

NYASP Pesticide Quantitation Report

Data file : \\AVOGADRO\ORGANICS\organic\svoa\E4.i\050601R.B\E4C6584R.D  
Lab Smp Id: INDBHD1 Client Smp ID: INDBHD1  
Inj Date : 01-JUN-2005 23:54  
Operator : SRC: Inst ID: E4.i  
Smp Info : INDBHD1, INDBHD1, , indb.sub, ,  
Misc Info : 1,3, ,1, ,  
Comment :  
Method : \\AVOGADRO\ORGANICS\organic\svoa\E4.i\050601R.B\clp1262-e4r.m  
Meth Date : 03-Jun-2005 09:01 mt1 Quant Type: ESTD  
Cal Date : 01-JUN-2005 23:54 Cal File: E4C6584R.D  
Als bottle: 15 Calibration Sample, Level: 3  
Dil Factor: 1.00000  
Integrator: Falcon Compound Sublist: indb.sub  
Subtraction File: \\AVOGADRO\ORGANICS  
Target Version: 4.03 Sample Matrix: WATER  
Processing Host: TARGET9

Concentration Formula:  $\text{Amt} * \text{DF} * \text{Uf} * \text{Vt} / (\text{Vo} * \text{Vi})$

Name	Value	Description
DF	1.000	Dilution Factor
Uf	1.000	Correction factor
Vt	10000.000	Volume of final extract (uL)
Vo	1000.000	Volume of sample extracted (mL)
Vi	1.000	Volume injected (uL)

AMOUNTS						
RT	EXP RT	DLT RT	CAL-AMT RESPONSE ( ng)	ON-COL ( ng)	TARGET RANGE	RATIO
\$ 1					CAS #: 877-09-8	
9.92	9.92	0.000	792307 0.08000	0.081		(A)
6 Aldrin					CAS #: 309-00-2	
16.5	16.5	0.000	1066936 0.08000	0.089		(A)
7 beta-BHC					CAS #: 319-85-7	
14.3	14.3	0.000	508392 0.08000	0.079		
8 delta-BHC					CAS #: 319-86-8	
15.3	15.3	0.000	1179489 0.08000	0.097		(A)

Data File: E4C6584R.D  
Report Date: 03-Jun-2005 10:41

AMOUNTS						
RT	EXP RT	DLT RT	CAL-AMT	ON-COL	TARGET RANGE	RATIO
==	=====	=====	=====	=====	=====	=====
9 Heptachlor epoxide			CAS #: 1024-57-3			
18.6	18.6	0.000	1026396 0.08000	0.085		(A)
-----						
11 gamma-Chlordane			CAS #: 5103-74-2			
19.2	19.2	0.000	1055036 0.08000	0.087		(A)
-----						
12 alpha-Chlordane			CAS #: 5103-71-9			
19.7	19.7	0.000	994692 0.08000	0.085		(A)
-----						
13 4,4'-DDE			CAS #: 72-55-9			
20.3	20.3	0.000	2066761 0.16000	0.19		(A)
-----						
17 Endosulfan II			CAS #: 33213-65-9			
22.1	22.1	0.000	1665695 0.16000	0.18		(A)
-----						
19 Endrin aldehyde			CAS #: 7421-93-4			
23.0	23.0	0.000	1219385 0.16000	0.17		(A)
-----						
20 Endosulfan sulfate			CAS #: 1031-07-8			
23.7	23.7	0.000	1350729 0.16000	0.19		(A)
-----						
22 Endrin ketone			CAS #: 53494-70-5			
25.0	25.0	0.000	1305275 0.16000	0.19		(A)
-----						
\$ 2 Decachlorobiphenyl			CAS #: 2051-24-3			
27.9	27.9	0.000	1277634 0.16000	0.16		(A)
-----						

5206/03/05

#### QC Flag Legend

A - Target compound detected but, quantitated amount exceeded maximum amount.

Data File: \\AVOCADRO\ORGANICS\organic\svoa\E4.i\050601F.B\E4C6572F.D

Date : 01-JUN-2005 16:39

Client ID: AR1660D1

Sample Info: AR1660D1,AR1660D1,,ar1660.sub,,

Volume Injected (uL): 1.0

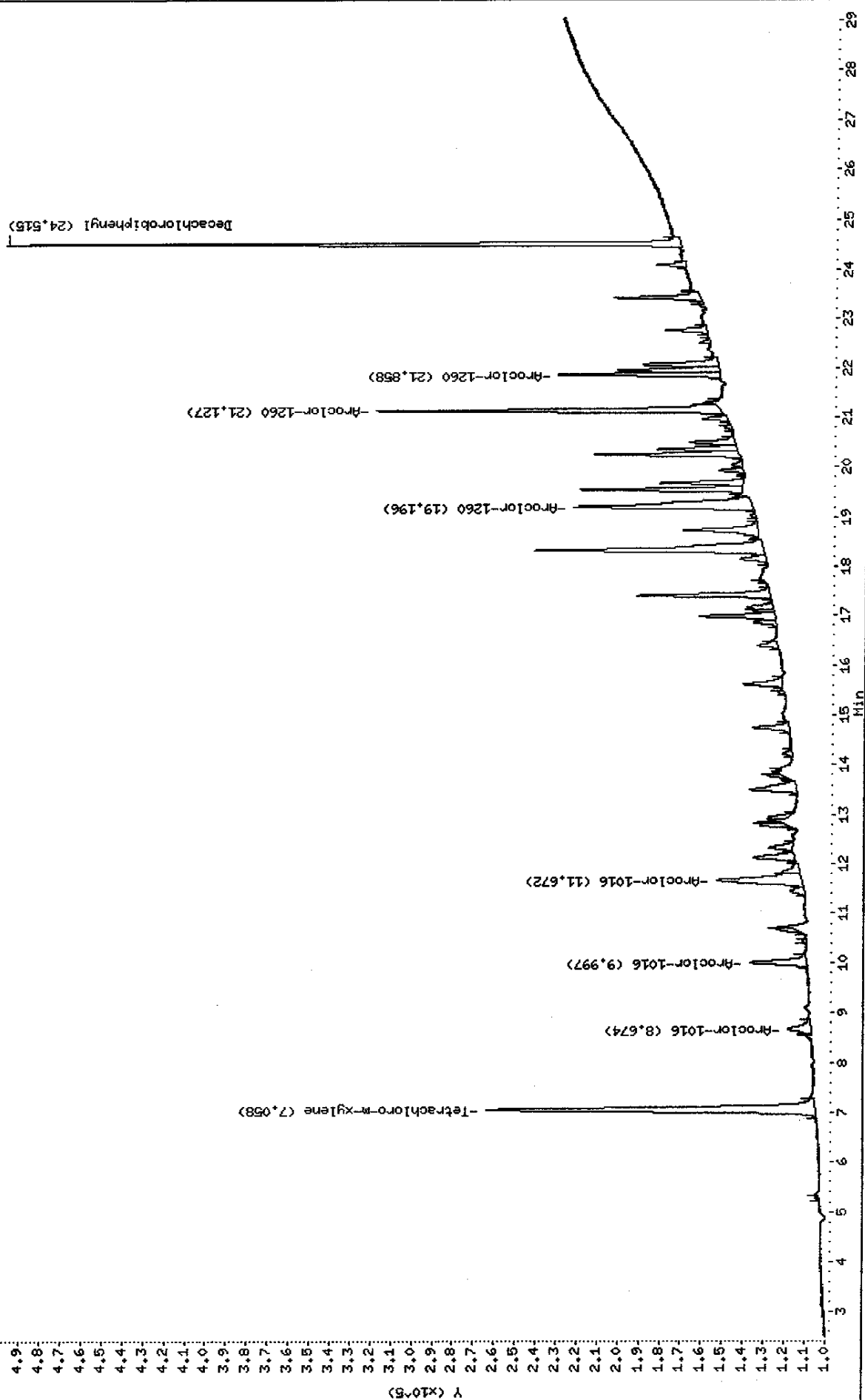
Column phase: CLPest

Instrument: E4.i

Operator: SRC:

Column diameter: 0.53

\\AVOCADRO\ORGANICS\organic\svoa\E4.i\050601F.B\E4C6572F.D



Data File: \\AVOCADRO\ORGANICS\organic\svoa\E4.i\050601R.B\E4C6572R.D

Date : 01-JUN-2005 16:39

Client ID: AR1660D1

Sample Info: AR1660D1,AR1660D1,,ar1660.sub,,

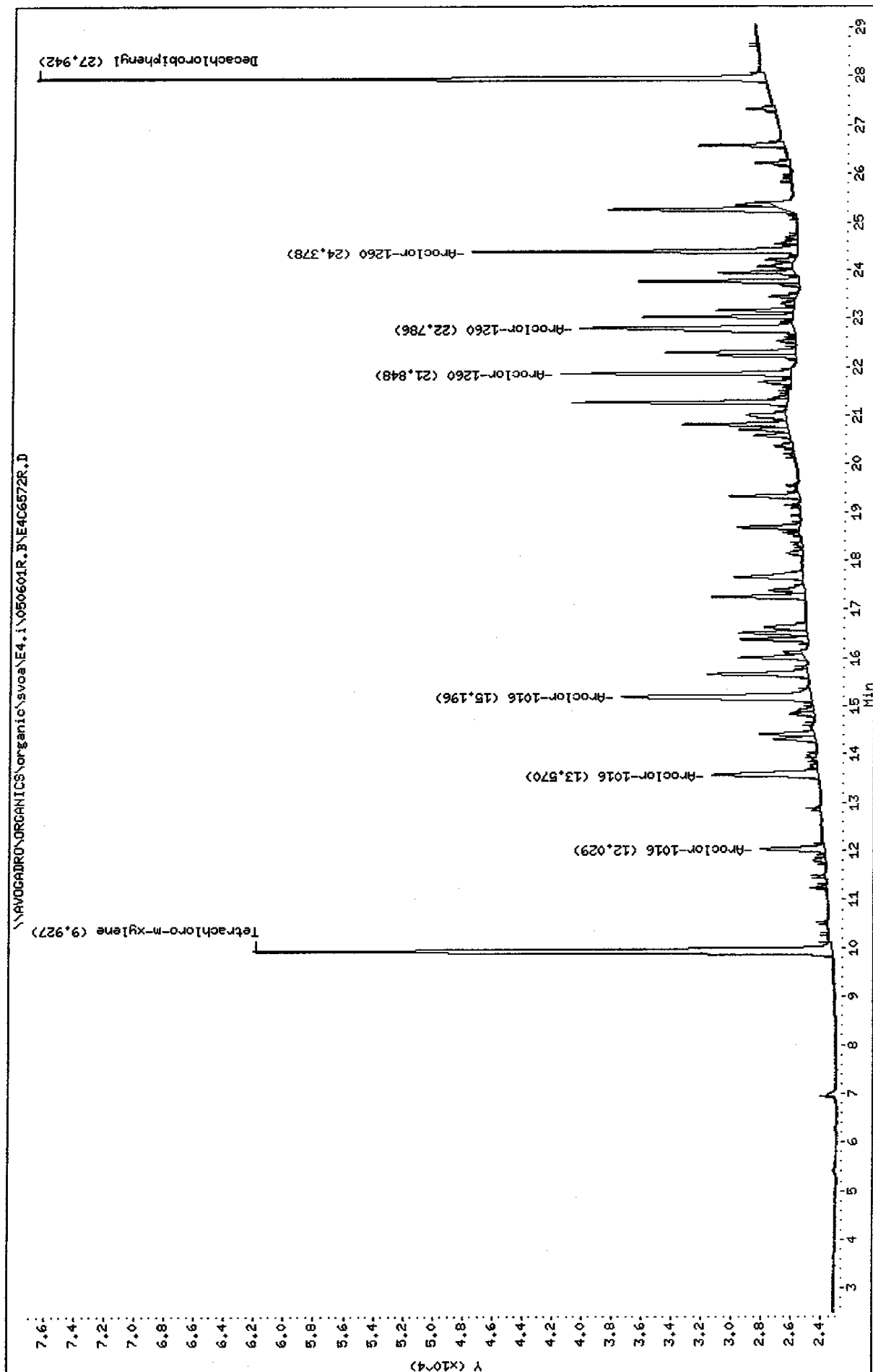
Volume Injected (uL): 1.0

Column phase: CLPPESTII

Instrument: E4.i

Operator: SRC:

Column diameter: 0.53



Data File: E4C6572F.D  
Report Date: 03-Jun-2005 10:38

Mitkem Corporation

NYASP Pesticide Quantitation Report

Data file : \\AVOGADRO\ORGANICS\organic\svoa\E4.i\050601F.B\E4C6572F.D  
Lab Smp Id: AR1660D1 Client Smp ID: AR1660D1  
Inj Date : 01-JUN-2005 16:39  
Operator : SRC: Inst ID: E4.i  
Smp Info : AR1660D1,AR1660D1,,ar1660.sub,,  
Misc Info : 1,1,,1,,  
Comment :  
Method : \\AVOGADRO\ORGANICS\organic\svoa\E4.i\050601F.B\clp-1262e4f.m  
Meth Date : 03-Jun-2005 09:06 mt1 Quant Type: ESTD  
Cal Date : 01-JUN-2005 23:54 Cal File: E4C6584F.D  
Als bottle: 3 Calibration Sample, Level: 1  
Dil Factor: 1.00000  
Integrator: Falcon Compound Sublist: ar1660.sub  
Subtraction File: \\AVOGADRO\ORGANICS  
Target Version: 4.03 Sample Matrix: WATER  
Processing Host: TARGET9

Concentration Formula:  $\text{Amt} * \text{DF} * \text{Uf} * \text{Vt} / (\text{Vo} * \text{Vi})$

Name	Value	Description
DF	1.000	Dilution Factor
Uf	1.000	Correction factor
Vt	10000.000	Volume of final extract (uL)
Vo	1000.000	Volume of sample extracted (mL)
Vi	1.000	Volume injected (uL)

AMOUNTS

RT	EXP RT	DLT RT	CAL-AMT RESPONSE ( ng)	ON-COL ( ng)	TARGET RANGE	RATIO
----	--------	--------	---------------------------	-----------------	--------------	-------

\$ 1	Tetrachloro-m-xylene		CAS #: 877-09-8			
7.06	7.06	0.000	1001753	0.00500	0.020	(a)

23	Aroclor-1016		CAS #: 12674-11-2			
8.67	8.67	0.000	89944	0.10000	0.10 80.00- 120.00	100.00(a)
10.0	10.0	0.000	174236	0.10000	0.10 173.72- 213.72	193.72
11.7	11.7	0.000	361337	0.10000	0.10 381.74- 421.74	401.74
Average of Peak Amounts =			0.1			

\$ 2	Decachlorobiphenyl		CAS #: 2051-24-3			
24.5	24.5	0.000	1054496	0.01000	0.020	(a)

Data File: E4C6572F.D  
Report Date: 03-Jun-2005 10:38

		AMOUNTS						
		CAL-AMT		ON-COL				
RT	EXP RT	DLT RT	RESPONSE (	ng)	(	ng)	TARGET RANGE	RATIO
==	=====	=====	=====	=====	=====	=====	=====	=====
29 Aroclor-1260			CAS #: 11096-82-5					
19.2	19.2	0.000	592397	0.10000	0.10	80.00-	120.00	100.00 (a)
21.1	21.1	0.000	708981	0.10000	0.10	99.68-	139.68	119.68
21.9	21.9	0.000	316672	0.10000	0.10	33.46-	73.46	53.46
Average of Peak Amounts =			0.1					

#### QC Flag Legend

a - Target compound detected but, quantitated amount  
Below Limit Of Quantitation(BLOQ).

sc 06/02/05

Data File: E4C6572R.D  
Report Date: 03-Jun-2005 10:40

Mitkem Corporation

NYASP Pesticide Quantitation Report

Data file : \\AVOGADRO\ORGANICS\organic\svoa\E4.i\050601R.B\E4C6572R.D  
Lab Smp Id: AR1660D1 Client Smp ID: AR1660D1  
Inj Date : 01-JUN-2005 16:39  
Operator : SRC: Inst ID: E4.i  
Smp Info : AR1660D1,AR1660D1,,ar1660.sub,,  
Misc Info : 1,1,,1,,  
Comment :  
Method : \\AVOGADRO\ORGANICS\organic\svoa\E4.i\050601R.B\clp1262-e4r.m  
Meth Date : 03-Jun-2005 09:01 mtl Quant Type: ESTD  
Cal Date : 01-JUN-2005 23:54 Cal File: E4C6584R.D  
Als bottle: 3 Calibration Sample, Level: 1  
Dil Factor: 1.00000  
Integrator: Falcon Compound Sublist: ar1660.sub  
Subtraction File: \\AVOGADRO\ORGANICS  
Target Version: 4.03 Sample Matrix: WATER  
Processing Host: TARGET9

Concentration Formula:  $\text{Amt} * \text{DF} * \text{Uf} * \text{Vt} / (\text{Vo} * \text{Vi})$

Name	Value	Description
DF	1.000	Dilution Factor
Uf	1.000	Correction factor
Vt	10000.000	Volume of final extract (uL)
Vo	1000.000	Volume of sample extracted (mL)
Vi	1.000	Volume injected (uL)

AMOUNTS

RT	EXP RT	DLT RT	CAL-AMT RESPONSE ( ng)	ON-COL ( ng)	TARGET RANGE	RATIO
\$ 1					CAS #: 877-09-8	
9.93	9.92	0.010	195365 0.00500	0.020		(a)
23					CAS #: 12674-11-2	
12.0	12.0	0.000	20139 0.10000	0.10	80.00- 120.00	100.00(a)
13.6	13.6	0.000	40975 0.10000	0.10	183.46- 223.46	203.46
15.2	15.2	0.000	83573 0.10000	0.10	394.98- 434.98	414.98
Average of Peak Amounts =				0.1		
\$ 2					CAS #: 2051-24-3	
27.9	27.9	0.000	166258 0.01000	0.020		(a)



Data File: E4C6572R.D  
Report Date: 03-Jun-2005 10:40

AMOUNTS						
RT	EXP RT	DLT RT	CAL-AMT	ON-COL	TARGET RANGE	RATIO
==	=====	=====	RESPONSE ( ng)	( ng)	=====	=====
29 Aroclor-1260			CAS #: 11096-82-5			
21.8	21.8	0.000	52374 0.10000	0.10	80.00- 120.00	100.00(a)
22.8	22.8	0.000	71956 0.10000	0.10	117.39- 157.39	137.39
24.4	24.4	0.000	74245 0.10000	0.10	121.76- 161.76	141.76
Average of Peak Amounts =			0.1			

-----

#### QC Flag Legend

a - Target compound detected but, quantitated amount  
Below Limit Of Quantitation(BLOQ).

sz 06/03/05

Data File: \\AVOCADRO\ORGANICS\organic\svoa\E4.i\050601F.B\E4C6573F.D

Date : 01-JUN-2005 17:15

Client ID: AR1221D1

Sample Info: AR1221D1,AR1221D1,,ar1221.sub,,

Volume Injected (ul): 1.0

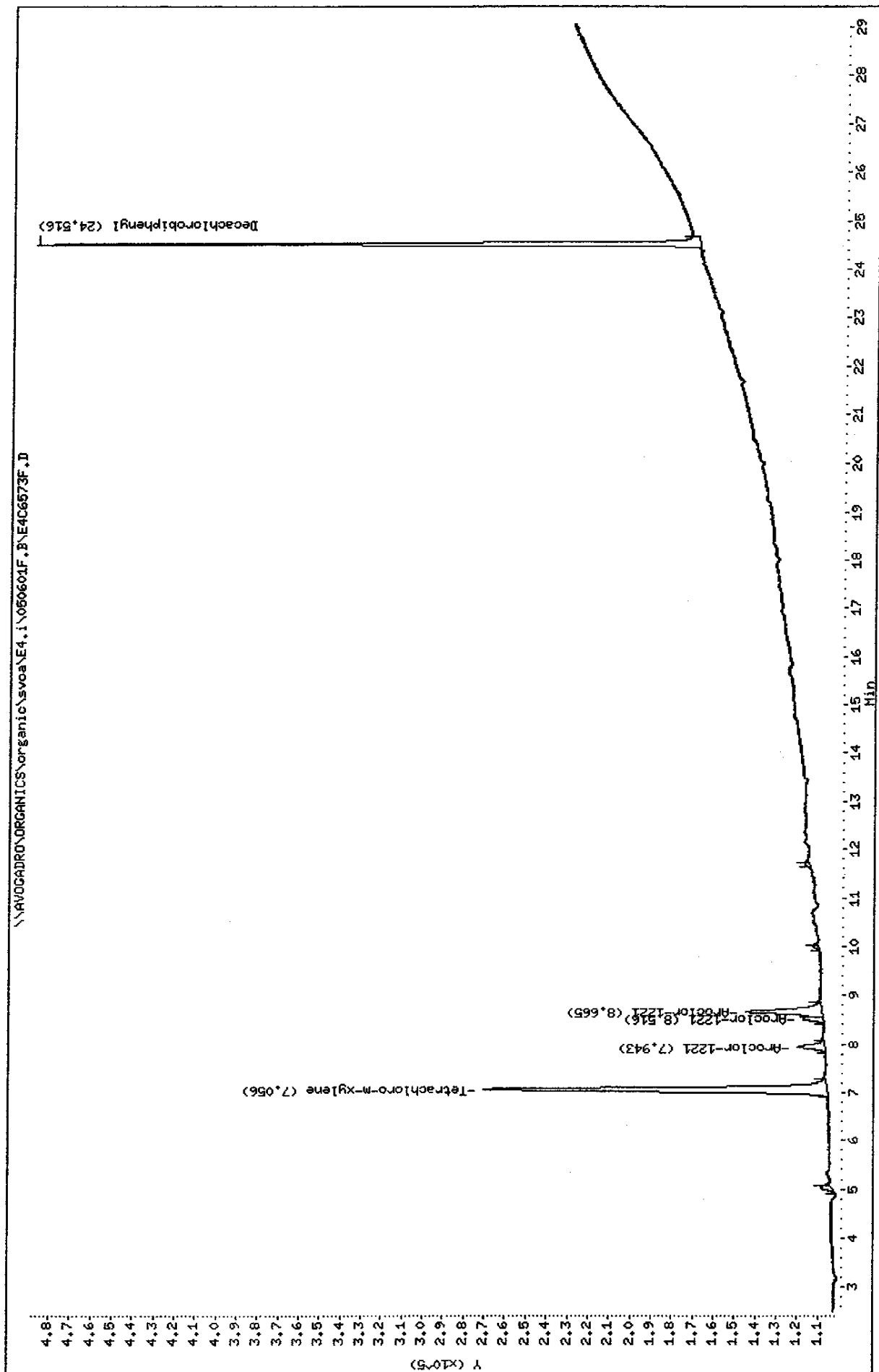
Column phase: CLPPest

Instrument: E4.i

Operator: SRC:

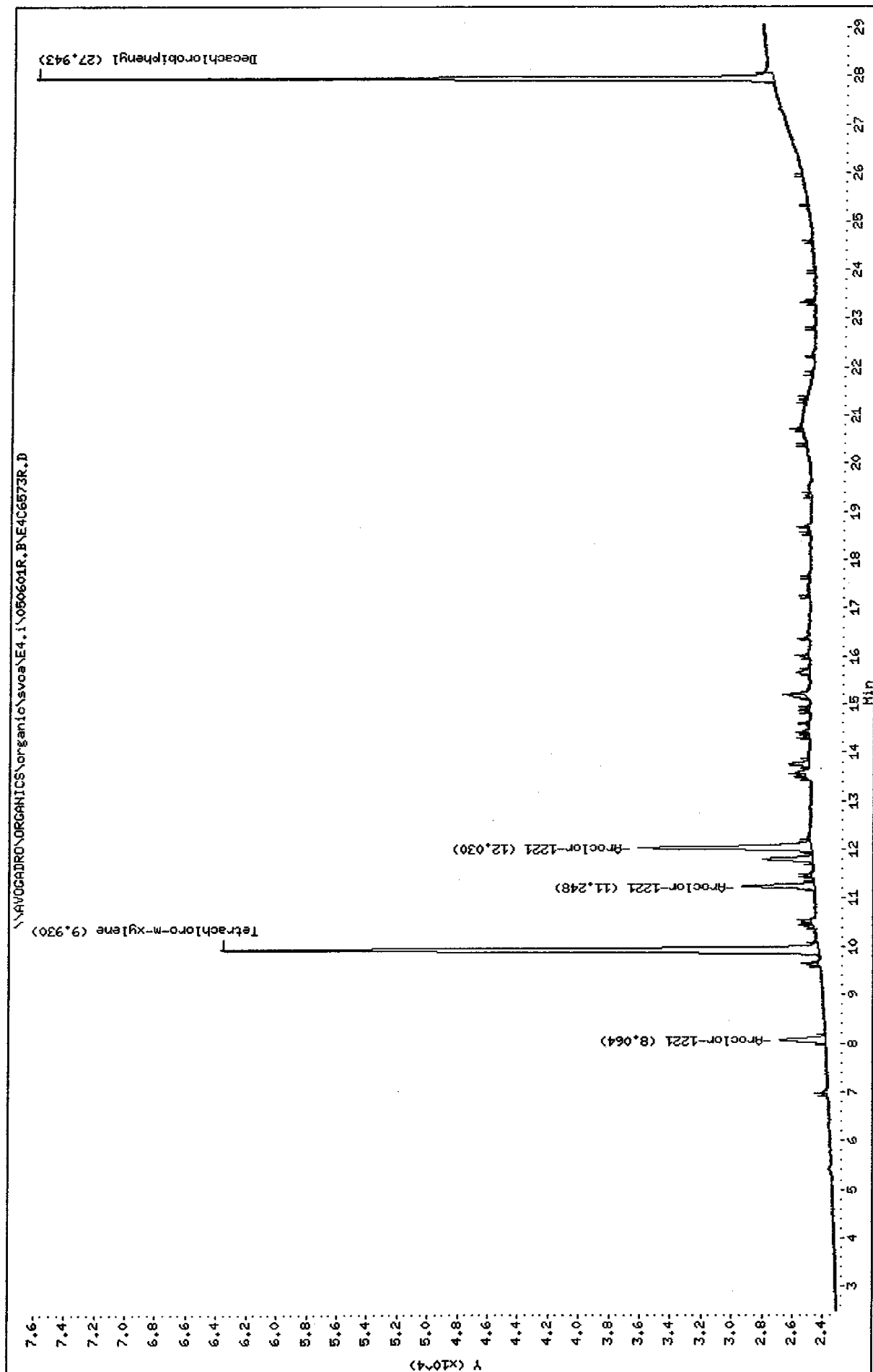
Column diameter: 0.53

\\AVOCADRO\ORGANICS\organic\svoa\E4.i\050601F.B\E4C6573F.D



Data File: \\AVOGADRO\ORGANICS\organic\svoa\E4.i\050601R.B\E4C6573R.D  
 Date : 01-JUN-2005 17:15  
 Client ID: AR1221D1  
 Sample Info: AR1221D1,AR1221D1,,ar1221.sub,,  
 Volume Injected (ul): 1.0  
 Column phase: CLPPESTII

Instrument: E4.i  
 Operator: SRC:  
 Column diameter: 0.53



Data File: E4C6573F.D  
Report Date: 03-Jun-2005 10:38

Mitkem Corporation

NYASP Pesticide Quantitation Report

Data file : \\AVOGADRO\ORGANICS\organic\svoa\E4.i\050601F.B\E4C6573F.D  
Lab Smp Id: AR1221D1 Client Smp ID: AR1221D1  
Inj Date : 01-JUN-2005 17:15  
Operator : SRC: Inst ID: E4.i  
Smp Info : AR1221D1,AR1221D1,,ar1221.sub,,  
Misc Info : 1,1,,1,,  
Comment :  
Method : \\AVOGADRO\ORGANICS\organic\svoa\E4.i\050601F.B\clp-1262e4f.m  
Meth Date : 03-Jun-2005 09:06 mtl Quant Type: ESTD  
Cal Date : 01-JUN-2005 23:54 Cal File: E4C6584F.D  
Als bottle: 4 Calibration Sample, Level: 1  
Dil Factor: 1.00000  
Integrator: Falcon Compound Sublist: ar1221.sub  
Subtraction File: \\AVOGADRO\ORGANICS  
Target Version: 4.03 Sample Matrix: WATER  
Processing Host: TARGET9

Concentration Formula:  $\text{Amt} * \text{DF} * \text{Uf} * \text{Vt} / (\text{Vo} * \text{Vi})$

Name	Value	Description
DF	1.000	Dilution Factor
Uf	1.000	Correction factor
Vt	10000.000	Volume of final extract (uL)
Vo	1000.000	Volume of sample extracted (mL)
Vi	1.000	Volume injected (uL)

AMOUNTS						
		CAL-AMT	ON-COL			
RT	EXP RT	DLT RT	RESPONSE ( ng)	( ng)	TARGET RANGE	RATIO
==	=====	=====	=====	=====	=====	=====
\$ 1 Tetrachloro-m-xylene			CAS #: 877-09-8			
7.06	7.06	0.000	1048257	0.00500	0.021	(a)
-----						
24 Aroclor-1221			CAS #: 11104-28-2			
7.94	7.94	0.000	83132	0.20000	0.20 80.00- 120.00	100.00(a)
8.52	8.52	0.000	53576	0.20000	0.20 44.45- 84.45	64.45
8.67	8.67	0.000	259393	0.20000	0.20 292.03- 332.03	312.03
Average of Peak Amounts =			0.2			
-----						
\$ 2 Decachlorobiphenyl			CAS #: 2051-24-3			
24.5	24.5	0.000	1066389	0.01000	0.020	(a)
-----						

sz 06/06/05

Data File: E4C6573F.D  
Report Date: 03-Jun-2005 10:38

QC Flag Legend

a - Target compound detected but, quantitated amount  
Below Limit Of Quantitation(BLOQ).

Data File: E4C6573R.D  
Report Date: 03-Jun-2005 10:40

Mitkem Corporation

NYASP Pesticide Quantitation Report

Data file : \\AVOGADRO\ORGANICS\organic\svoa\E4.i\050601R.B\E4C6573R.D  
Lab Smp Id: AR1221D1 Client Smp ID: AR1221D1  
Inj Date : 01-JUN-2005 17:15  
Operator : SRC: Inst ID: E4.i  
Smp Info : AR1221D1,AR1221D1,,ar1221.sub,,  
Misc Info : 1,1,,1,,  
Comment :  
Method : \\AVOGADRO\ORGANICS\organic\svoa\E4.i\050601R.B\clp1262-e4r.m  
Meth Date : 03-Jun-2005 09:01 mt1 Quant Type: ESTD  
Cal Date : 01-JUN-2005 23:54 Cal File: E4C6584R.D  
Als bottle: 4 Calibration Sample, Level: 1  
Dil Factor: 1.00000  
Integrator: Falcon Compound Sublist: ar1221.sub  
Subtraction File: \\AVOGADRO\ORGANICS  
Target Version: 4.03 Sample Matrix: WATER  
Processing Host: TARGET9

Concentration Formula:  $\text{Amt} * \text{DF} * \text{Uf} * \text{Vt} / (\text{Vo} * \text{Vi})$

Name	Value	Description
DF	1.000	Dilution Factor
Uf	1.000	Correction factor
Vt	10000.000	Volume of final extract (uL)
Vo	1000.000	Volume of sample extracted (mL)
Vi	1.000	Volume injected (uL)

AMOUNTS

RT	EXP RT	DLT RT	CAL-AMT RESPONSE ( ng)	ON-COL ( ng)	TARGET RANGE	RATIO
\$ 1						
Tetrachloro-m-xylene CAS #: 877-09-8						
9.93	9.92	0.010	197157 0.00500	0.020		(a)
-----						
24 Aroclor-1221 CAS #: 11104-28-2						
8.06	8.06	0.000	16788 0.20000	0.20	80.00- 120.00	100.00(a)
11.2	11.2	0.000	22209 0.20000	0.20	112.29- 152.29	132.29
12.0	12.0	0.000	57381 0.20000	0.20	321.80- 361.80	341.80
Average of Peak Amounts =				0.2		
-----						
\$ 2						
Decachlorobiphenyl CAS #: 2051-24-3						
27.9	27.9	0.000	167138 0.01000	0.020		(a)
-----						

52 06/02/05

Data File: E4C6573R.D  
Report Date: 03-Jun-2005 10:40

QC Flag Legend

a - Target compound detected but, quantitated amount  
Below Limit Of Quantitation(BLOQ).

Data File: \\AVOCADRO\ORGANICS\organic\svoa\E4.1\050601F.B\E4C6574F.D

Date : 01-JUN-2005 17:51

Client ID: AR1232D1

Sample Info: AR1232D1,AR1232D1,,ar1232.sub,,

Volume Injected (uL): 1.0

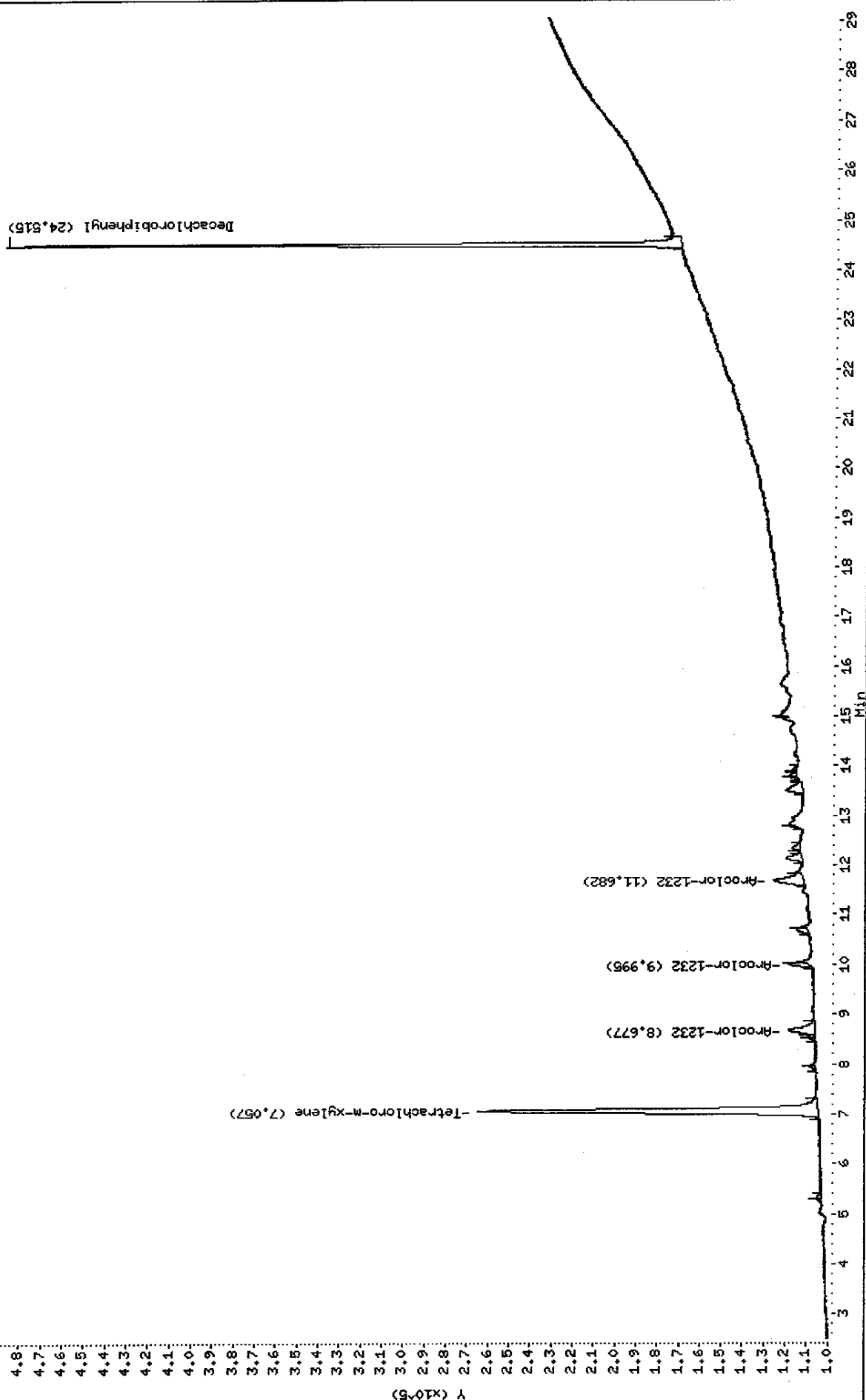
Column phase: CLPest

Instrument: E4.1

Operator: SRC:

Column diameter: 0.53

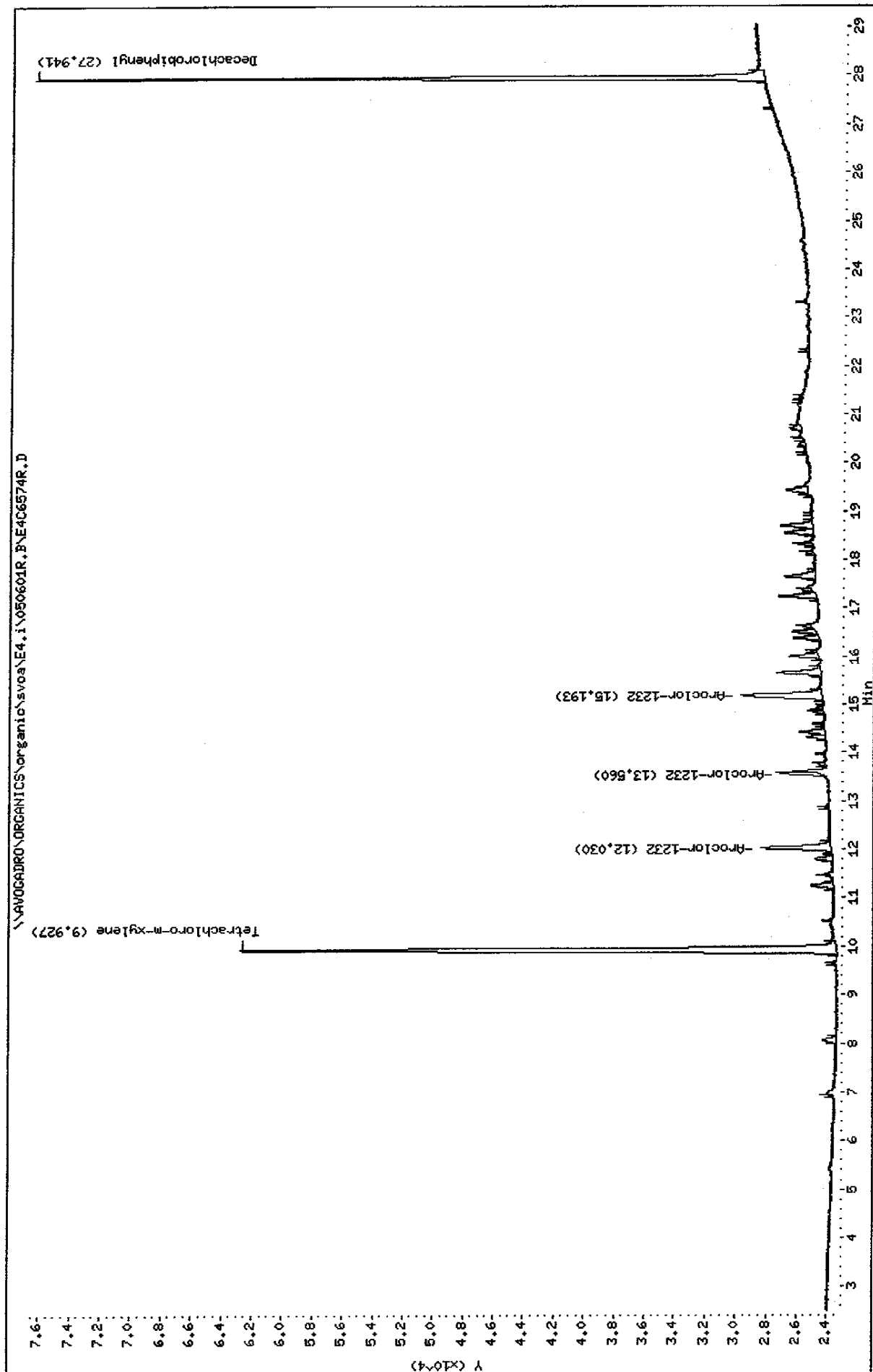
\\AVOCADRO\ORGANICS\organic\svoa\E4.1\050601F.B\E4C6574F.D





Data File: \\AVOCADRO\ORGANICS\organic\svoa\E4.i\050601R.B\E4C6574R.D  
 Date : 01-JUN-2005 17:51  
 Client ID: AR1232D1  
 Sample Info: AR1232D1,AR1232D1,,ar1232.sub,,  
 Volume Injected (uL): 1.0  
 Column phase: CLPPESTII

Instrument: E4.i  
 Operator: SRC:  
 Column diameter: 0.53



Data File: E4C6574F.D  
Report Date: 03-Jun-2005 10:38

Mitkem Corporation

NYASP Pesticide Quantitation Report

Data file : \\AVOGADRO\ORGANICS\organic\svoa\E4.i\050601F.B\E4C6574F.D  
Lab Smp Id: AR1232D1 Client Smp ID: AR1232D1  
Inj Date : 01-JUN-2005 17:51  
Operator : SRC: Inst ID: E4.i  
Smp Info : AR1232D1,AR1232D1,,ar1232.sub,,  
Misc Info : 1,1,,1,,  
Comment :  
Method : \\AVOGADRO\ORGANICS\organic\svoa\E4.i\050601F.B\clp-1262e4f.m  
Meth Date : 03-Jun-2005 09:06 mt1 Quant Type: ESTD  
Cal Date : 01-JUN-2005 23:54 Cal File: E4C6584F.D  
Als bottle: 5 Calibration Sample, Level: 1  
Dil Factor: 1.00000  
Integrator: Falcon Compound Sublist: ar1232.sub  
Subtraction File: \\AVOGADRO\ORGANICS  
Target Version: 4.03 Sample Matrix: WATER  
Processing Host: TARGET9

Concentration Formula:  $\text{Amt} * \text{DF} * \text{Uf} * \text{Vt} / (\text{Vo} * \text{Vi})$

Name	Value	Description
DF	1.000	Dilution Factor
Uf	1.000	Correction factor
Vt	10000.000	Volume of final extract (uL)
Vo	1000.000	Volume of sample extracted (mL)
Vi	1.000	Volume injected (uL)

AMOUNTS

RT	EXP RT	DLT RT	CAL-AMT RESPONSE ( ng)	ON-COL ( ng)	TARGET RANGE	RATIO
==	=====	=====	=====	=====	=====	=====

\$ 1 Tetrachloro-m-xylene CAS #: 877-09-8  
7.06 7.06 0.000 1026021 0.00500 0.020 (a)

25 Aroclor-1232 CAS #: 11141-16-5  
8.68 8.68 0.000 94736 0.10000 0.10 80.00- 120.00 100.00(a)  
10.0 10.0 0.000 38467 0.10000 0.10 20.60- 60.60 40.60  
11.7 11.7 0.000 126027 0.10000 0.10 113.03- 153.03 133.03  
Average of Peak Amounts = 0.1

\$ 2 Decachlorobiphenyl CAS #: 2051-24-3  
24.5 24.5 0.000 1054990 0.01000 0.020 (a)

5206/04/05

Data File: E4C6574F.D  
Report Date: 03-Jun-2005 10:38

QC Flag Legend

a - Target compound detected but, quantitated amount  
Below Limit Of Quantitation(BLOQ).

Data File: E4C6574R.D  
Report Date: 03-Jun-2005 10:40

Mitkem Corporation

NYASP Pesticide Quantitation Report

Data file : \\AVOGADRO\ORGANICS\organic\svoa\E4.i\050601R.B\E4C6574R.D  
Lab Smp Id: AR1232D1 Client Smp ID: AR1232D1  
Inj Date : 01-JUN-2005 17:51  
Operator : SRC: Inst ID: E4.i  
Smp Info : AR1232D1,AR1232D1,,ar1232.sub,,  
Misc Info : 1,1,,1,,  
Comment :  
Method : \\AVOGADRO\ORGANICS\organic\svoa\E4.i\050601R.B\clp1262-e4r.m  
Meth Date : 03-Jun-2005 09:01 mtl Quant Type: ESTD  
Cal Date : 01-JUN-2005 23:54 Cal File: E4C6584R.D  
Als bottle: 5 Calibration Sample, Level: 1  
Dil Factor: 1.00000  
Integrator: Falcon Compound Sublist: ar1232.sub  
Subtraction File: \\AVOGADRO\ORGANICS  
Target Version: 4.03 Sample Matrix: WATER  
Processing Host: TARGET9

Concentration Formula: Amt \* DF \* Uf \* Vt / (Vo \* Vi)

Name	Value	Description
DF	1.000	Dilution Factor
Uf	1.000	Correction factor
Vt	10000.000	Volume of final extract (uL)
Vo	1000.000	Volume of sample extracted (mL)
Vi	1.000	Volume injected (uL)

AMOUNTS						
			CAL-AMT	ON-COL		
RT	EXP RT	DLT RT	RESPONSE ( ng)	( ng)	TARGET RANGE	RATIO
==	=====	=====	=====	=====	=====	=====
\$ 1 Tetrachloro-m-xylene CAS #: 877-09-8						
9.93	9.92	0.010	199179	0.00500	0.020	(a)
-----						
25 Aroclor-1232 CAS #: 11141-16-5						
12.0	12.0	0.000	23115	0.10000	0.10 80.00- 120.00	100.00(a)
13.6	13.6	0.000	8354	0.10000	0.10 16.14- 56.14	36.14
15.2	15.2	0.000	34701	0.10000	0.10 130.12- 170.12	150.12
Average of Peak Amounts =				0.1		
-----						
\$ 2 Decachlorobiphenyl CAS #: 2051-24-3						
27.9	27.9	0.000	167702	0.01000	0.021	(a)
-----						

52 06/07/05

Data File: E4C6574R.D  
Report Date: 03-Jun-2005 10:40

QC Flag Legend

a - Target compound detected but, quantitated amount  
Below Limit Of Quantitation(BLOQ).

Data File: \\AVOCADRO\ORGANICS\organic\svoa\E4.i\050601F.B\E4C6575F.D

Date : 01-JUN-2005 18:27

Client ID: AR1242D1

Sample Info: AR1242D1,AR1242D1,,ar1242.sub,,

Volume Injected (uL): 1.0

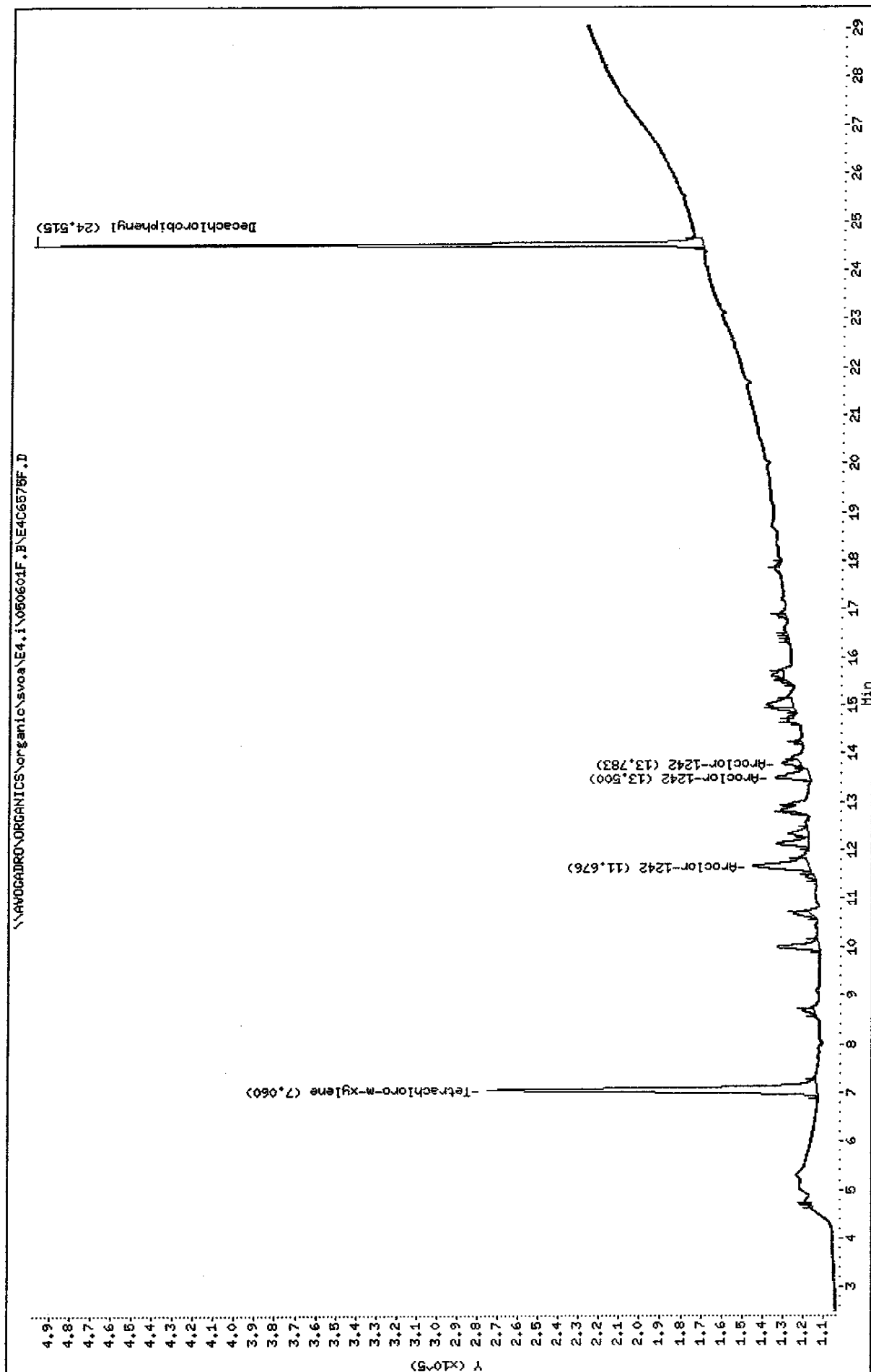
Column phase: CLPest

Instrument: E4.i

Operator: SRC:

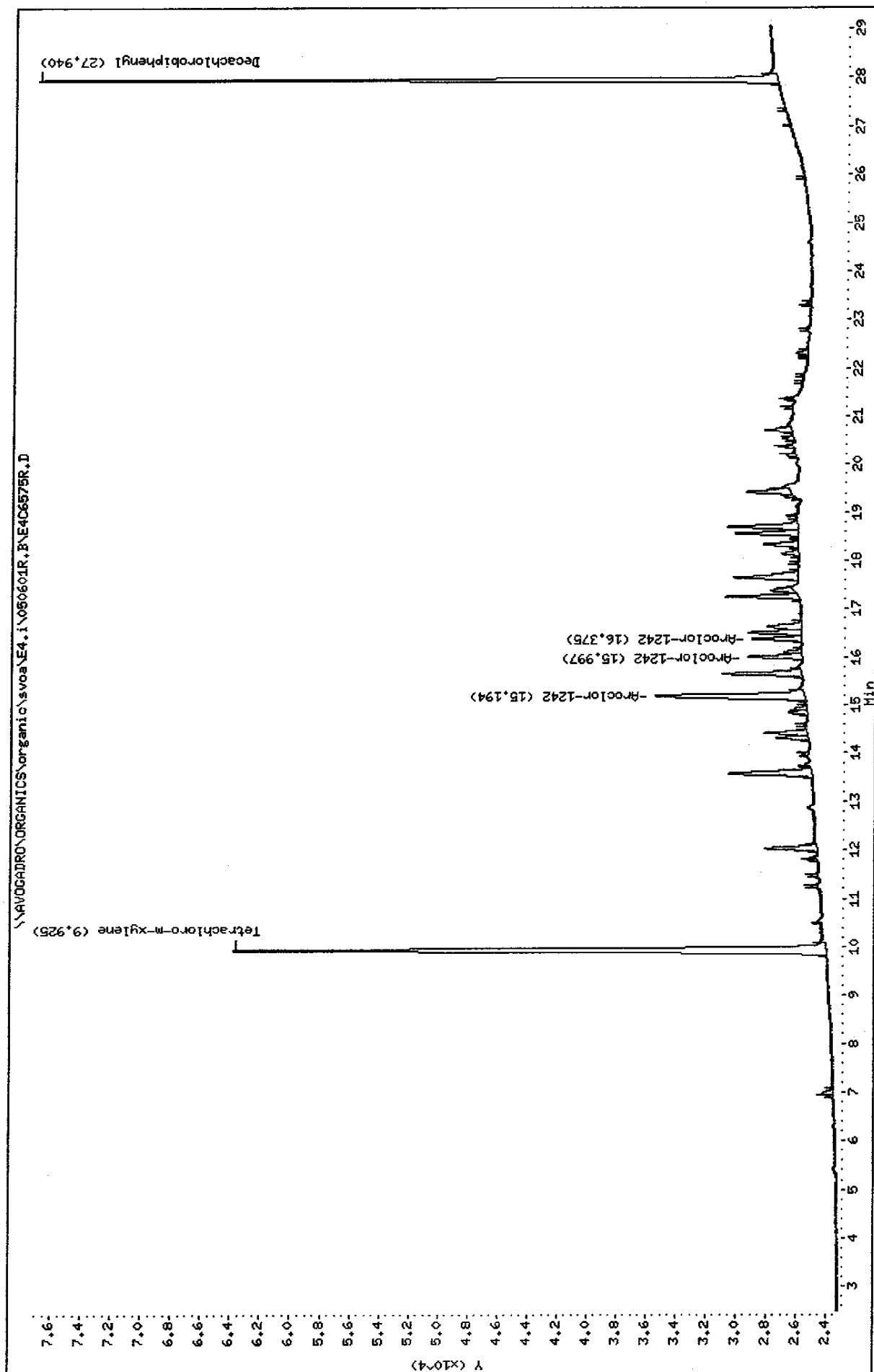
Column diameter: 0.53

\\AVOCADRO\ORGANICS\organic\svoa\E4.i\050601F.B\E4C6575F.D



Data File: \\AVOCADRO\ORGANICS\organic\svoa\E4.i\050601R.B\E406575R.D  
 Date : 01-JUN-2005 18:27  
 Client ID: AR1242D1  
 Sample Info: AR1242D1,AR1242D1,,ar1242.sub,,  
 Volume Injected (uL): 1.0  
 Column phase: CLPPESTII

Instrument: E4.i  
 Operator: SRC:  
 Column diameter: 0.53



Data File: E4C6575F.D  
Report Date: 03-Jun-2005 10:38

Mitkem Corporation

NYASP Pesticide Quantitation Report

Data file : \\AVOGADRO\ORGANICS\organic\svoa\E4.i\050601F.B\E4C6575F.D  
Lab Smp Id: AR1242D1 Client Smp ID: AR1242D1  
Inj Date : 01-JUN-2005 18:27  
Operator : SRC: Inst ID: E4.i  
Smp Info : AR1242D1,AR1242D1,,ar1242.sub,,  
Misc Info : 1,1,,1,,  
Comment :  
Method : \\AVOGADRO\ORGANICS\organic\svoa\E4.i\050601F.B\clp-1262e4f.m  
Meth Date : 03-Jun-2005 09:06 mtl Quant Type: ESTD  
Cal Date : 01-JUN-2005 23:54 Cal File: E4C6584F.D  
Als bottle: 6 Calibration Sample, Level: 1  
Dil Factor: 1.00000  
Integrator: Falcon Compound Sublist: ar1242.sub  
Subtraction File: \\AVOGADRO\ORGANICS  
Target Version: 4.03 Sample Matrix: WATER  
Processing Host: TARGET9

Concentration Formula:  $\text{Amt} * \text{DF} * \text{Uf} * \text{Vt} / (\text{Vo} * \text{Vi})$

Name	Value	Description
DF	1.000	Dilution Factor
Uf	1.000	Correction factor
Vt	10000.000	Volume of final extract (uL)
Vo	1000.000	Volume of sample extracted (mL)
Vi	1.000	Volume injected (uL)

AMOUNTS						
		CAL-AMT	ON-COL			
RT	EXP RT	DLT RT	RESPONSE ( ng)	( ng)	TARGET RANGE	RATIO
==	=====	=====	=====	=====	=====	=====
\$ 1 Tetrachloro-m-xylene			CAS #: 877-09-8			
7.06	7.06	0.000	1025976	0.00500	0.020	(a)
-----						
26 Aroclor-1242			CAS #: 53469-21-9			
11.7	11.7	0.000	242097	0.10000	0.10 80.00- 120.00	100.00(a)
13.5	13.5	0.000	133639	0.10000	0.10 35.20- 75.20	55.20
13.8	13.8	0.000	48440	0.10000	0.10 0.01- 40.01	20.01
Average of Peak Amounts =			0.1			
-----						
\$ 2 Decachlorobiphenyl			CAS #: 2051-24-3			
24.5	24.5	0.000	1077301	0.01000	0.021	(a)
-----						

SC06/03/05



Data File: E4C6575F.D  
Report Date: 03-Jun-2005 10:38

QC Flag Legend

a - Target compound detected but, quantitated amount  
Below Limit Of Quantitation(BLOQ).

Data File: E4C6575R.D  
Report Date: 03-Jun-2005 10:40

Mitkem Corporation

NYASP Pesticide Quantitation Report

Data file : \\AVOGADRO\ORGANICS\organic\svoa\E4.i\050601R.B\E4C6575R.D  
Lab Smp Id: AR1242D1 Client Smp ID: AR1242D1  
Inj Date : 01-JUN-2005 18:27  
Operator : SRC: Inst ID: E4.i  
Smp Info : AR1242D1,AR1242D1,,ar1242.sub,,  
Misc Info : 1,1,,1,,  
Comment :  
Method : \\AVOGADRO\ORGANICS\organic\svoa\E4.i\050601R.B\clp1262-e4r.m  
Meth Date : 03-Jun-2005 09:01 mt1 Quant Type: ESTD  
Cal Date : 01-JUN-2005 23:54 Cal File: E4C6584R.D  
Als bottle: 6 Calibration Sample, Level: 1  
Dil Factor: 1.00000  
Integrator: Falcon Compound Sublist: ar1242.sub  
Subtraction File: \\AVOGADRO\ORGANICS  
Target Version: 4.03 Sample Matrix: WATER  
Processing Host: TARGET9

Concentration Formula:  $\text{Amt} * \text{DF} * \text{Uf} * \text{Vt} / (\text{Vo} * \text{Vi})$

Name	Value	Description
DF	1.000	Dilution Factor
Uf	1.000	Correction factor
Vt	10000.000	Volume of final extract (uL)
Vo	1000.000	Volume of sample extracted (mL)
Vi	1.000	Volume injected (uL)

AMOUNTS

RT	EXP RT	DLT RT	CAL-AMT RESPONSE ( ng)	ON-COL ( ng)	TARGET RANGE	RATIO
\$ 1					CAS #: 877-09-8	
9.93	9.92	0.010	200788 0.00500	0.020		(a)
26					CAS #: 53469-21-9	
15.2	15.2	0.000	63282 0.10000	0.10	80.00- 120.00	100.00(a)
16.0	16.0	0.000	14689 0.10000	0.10	3.21- 43.21	23.21
16.4	16.4	0.000	13156 0.10000	0.10	0.79- 40.79	20.79
Average of Peak Amounts =			0.1			
\$ 2					CAS #: 2051-24-3	
27.9	27.9	0.000	169610 0.01000	0.021		(a)

sz 06/03/05

Data File: E4C6575R.D  
Report Date: 03-Jun-2005 10:40

QC Flag Legend

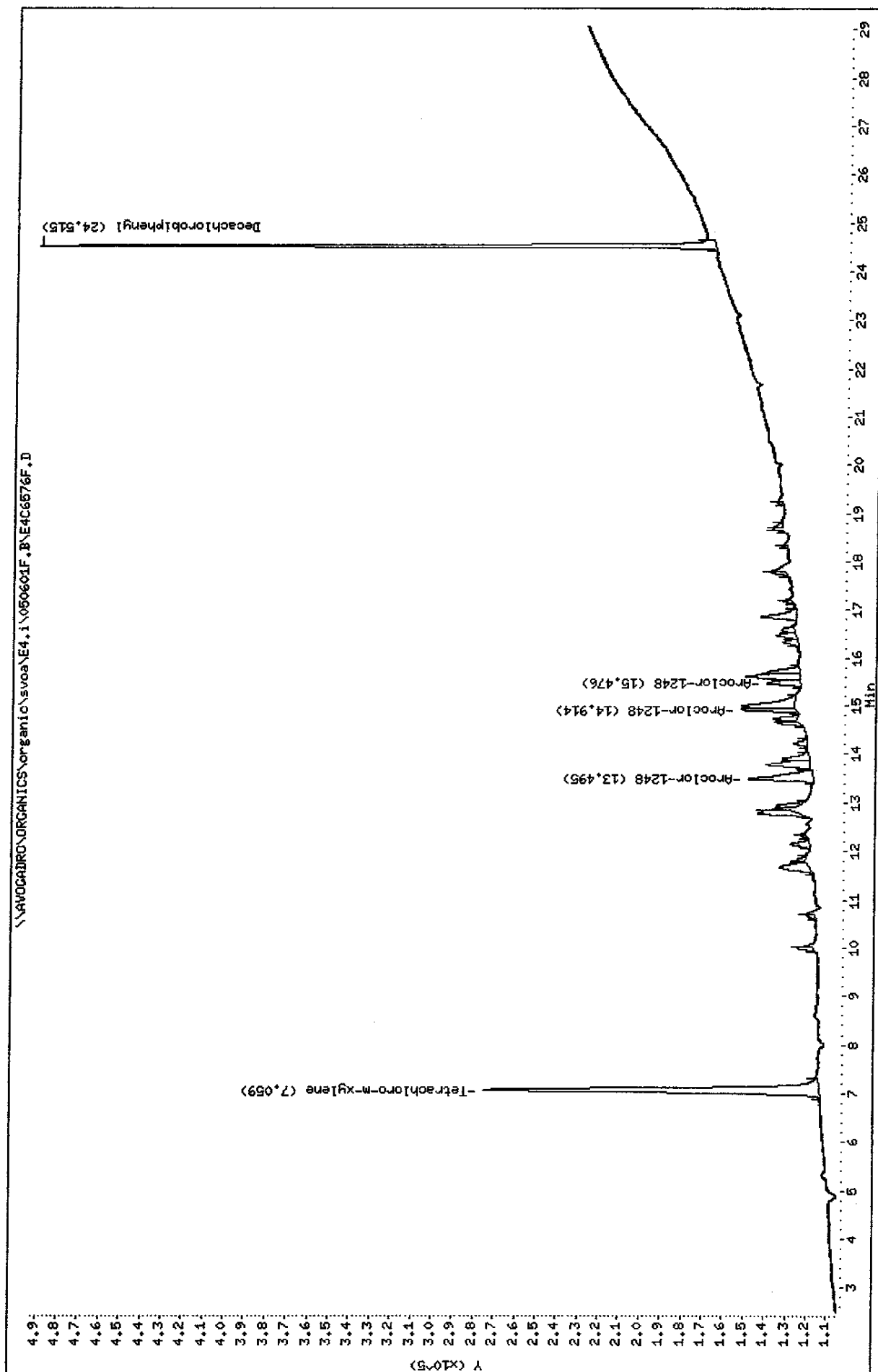
a - Target compound detected but, quantitated amount  
Below Limit Of Quantitation(BLOQ).

Data File: \\AVOCADRO\ORGANICS\organic\svoa\E4.i\050601F.B\E4C6576F.D  
 Date : 01-JUN-2005 19:04  
 Client ID: AR1248D1  
 Sample Info: AR1248D1,AR1248D1,,ar1248,sub,,  
 Volume Injected (uL): 1.0  
 Column phase: CLPest

Instrument: E4.i

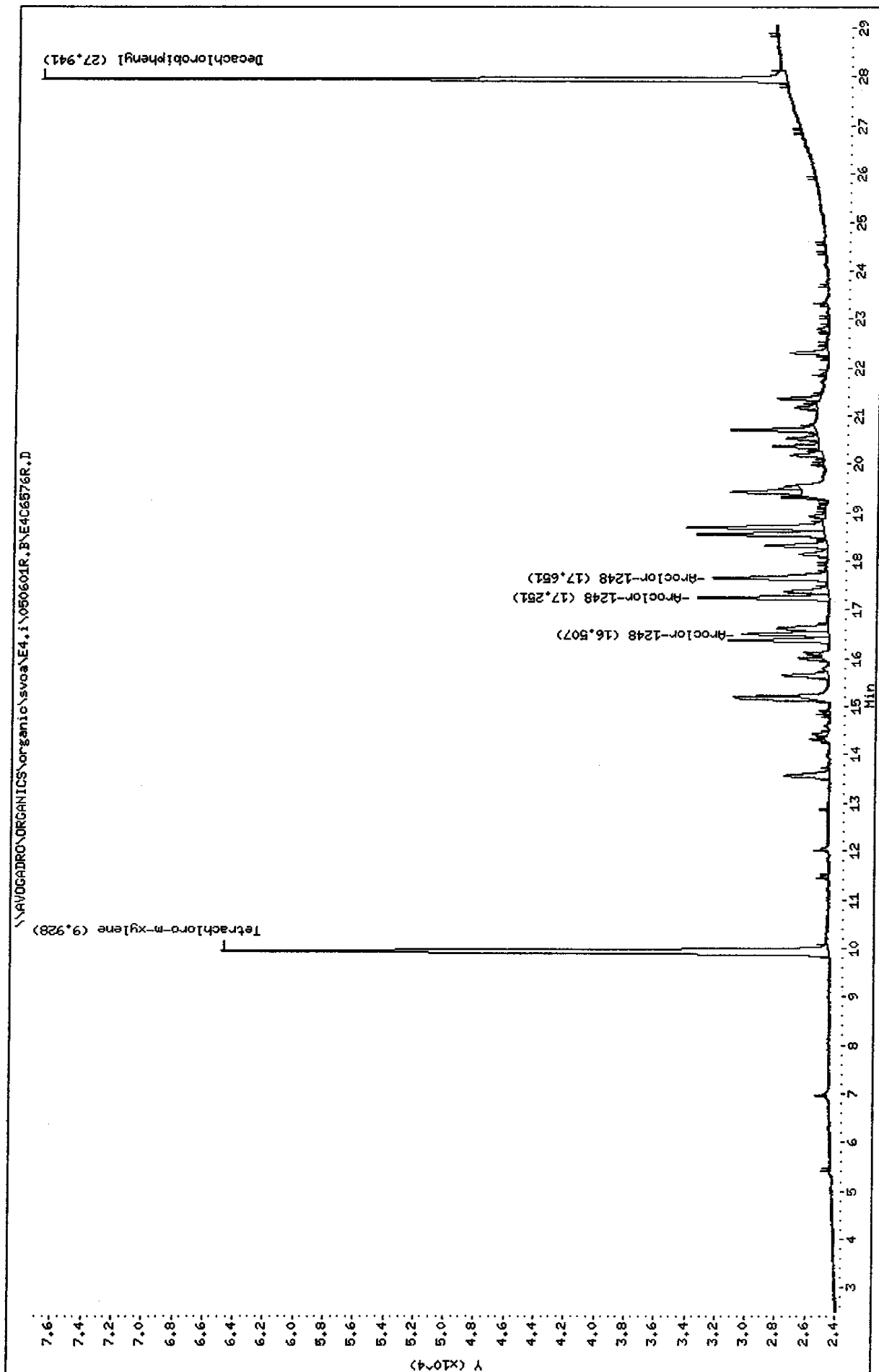
Operator: SRC:

Column diameter: 0.53



Data File: \\AVOGADRO\ORGANICS\organic\svoa\E4.i\050601R.B\E4C6576R.D  
 Date : 01-JUN-2005 19:04  
 Client ID: AR1248D1  
 Sample Info: AR1248D1,AR1248D1,,ar1248.sub,,  
 Volume Injected (uL): 1.0  
 Column phase: CLPPESTII

Instrument: E4.i  
 Operator: SRC:  
 Column diameter: 0.53



Data File: E4C6576F.D  
Report Date: 03-Jun-2005 10:38

Mitkem Corporation

NYASP Pesticide Quantitation Report

Data file : \\AVOGADRO\ORGANICS\organic\svoa\E4.i\050601F.B\E4C6576F.D  
Lab Smp Id: AR1248D1 Client Smp ID: AR1248D1  
Inj Date : 01-JUN-2005 19:04  
Operator : SRC: Inst ID: E4.i  
Smp Info : AR1248D1,AR1248D1,,ar1248.sub,,  
Misc Info : 1,1,,1,,  
Comment :  
Method : \\AVOGADRO\ORGANICS\organic\svoa\E4.i\050601F.B\clp-1262e4f.m  
Meth Date : 03-Jun-2005 09:06 mt1 Quant Type: ESTD  
Cal Date : 01-JUN-2005 23:54 Cal File: E4C6584F.D  
Als bottle: 7 Calibration Sample, Level: 1  
Dil Factor: 1.00000  
Integrator: Falcon Compound Sublist: ar1248.sub  
Subtraction File: \\AVOGADRO\ORGANICS  
Target Version: 4.03 Sample Matrix: WATER  
Processing Host: TARGET9

Concentration Formula:  $\text{Amt} * \text{DF} * \text{Uf} * \text{Vt} / (\text{Vo} * \text{Vi})$

Name	Value	Description
DF	1.000	Dilution Factor
Uf	1.000	Correction factor
Vt	10000.000	Volume of final extract (uL)
Vo	1000.000	Volume of sample extracted (mL)
Vi	1.000	Volume injected (uL)

AMOUNTS

RT	EXP RT	DLT RT	CAL-AMT	ON-COL	TARGET RANGE	RATIO
==	=====	=====	RESPONSE ( ng)	( ng)	=====	=====

\$ 1	Tetrachloro-m-xylene		CAS #: 877-09-8			
7.06	7.06	0.000	1026171 0.00500	0.020		(a)

27	Aroclor-1248		CAS #: 12672-29-6			
13.5	13.5	0.000	235307 0.10000	0.10 80.00- 120.00	100.00 (a)	
14.9	14.9	0.000	115031 0.10000	0.10 28.89- 68.89	48.89	
15.5	15.5	0.000	83381 0.10000	0.10 15.43- 55.43	35.43	
Average of Peak Amounts =			0.1			

\$ 2	Decachlorobiphenyl		CAS #: 2051-24-3			
24.5	24.5	0.000	1068175 0.01000	0.021		(a)

52 06/03/05

Data File: E4C6576F.D  
Report Date: 03-Jun-2005 10:38

QC Flag Legend

a - Target compound detected but, quantitated amount  
Below Limit Of Quantitation(BLOQ).

Data File: E4C6576R.D  
Report Date: 03-Jun-2005 10:40

Mitkem Corporation

NYASP Pesticide Quantitation Report

Data file : \\AVOGADRO\ORGANICS\organic\svoa\E4.i\050601R.B\E4C6576R.D  
Lab Smp Id: AR1248D1 Client Smp ID: AR1248D1  
Inj Date : 01-JUN-2005 19:04  
Operator : SRC: Inst ID: E4.i  
Smp Info : AR1248D1,AR1248D1,,ar1248.sub,,  
Misc Info : 1,1,,1,,  
Comment :  
Method : \\AVOGADRO\ORGANICS\organic\svoa\E4.i\050601R.B\clp1262-e4r.m  
Meth Date : 03-Jun-2005 09:01 mtl Quant Type: ESTD  
Cal Date : 01-JUN-2005 23:54 Cal File: E4C6584R.D  
Als bottle: 7 Calibration Sample, Level: 1  
Dil Factor: 1.00000  
Integrator: Falcon Compound Sublist: ar1248.sub  
Subtraction File: \\AVOGADRO\ORGANICS  
Target Version: 4.03 Sample Matrix: WATER  
Processing Host: TARGET9

Concentration Formula:  $\text{Amt} * \text{DF} * \text{Uf} * \text{Vt} / (\text{Vo} * \text{Vi})$

Name	Value	Description
DF	1.000	Dilution Factor
Uf	1.000	Correction factor
Vt	10000.000	Volume of final extract (uL)
Vo	1000.000	Volume of sample extracted (mL)
Vi	1.000	Volume injected (uL)

AMOUNTS						
			CAL-AMT	ON-COL		
RT	EXP RT	DLT RT	RESPONSE ( ng)	( ng)	TARGET RANGE	RATIO
==	=====		=====	=====	=====	=====
\$ 1 Tetrachloro-m-xylene CAS #: 877-09-8						
9.93	9.92	0.010	200951	0.00500	0.020	(a)
-----						
27 Aroclor-1248 CAS #: 12672-29-6						
16.5	16.5	0.000	24479	0.10000	0.10 80.00- 120.00	100.00(a)
17.3	17.3	0.000	34441	0.10000	0.10 120.70- 160.70	140.70
17.7	17.7	0.000	37519	0.10000	0.10 133.27- 173.27	153.27
Average of Peak Amounts =				0.1		
-----						
\$ 2 Decachlorobiphenyl CAS #: 2051-24-3						
27.9	27.9	0.000	172120	0.01000	0.021	(a)
-----						

52 06/03/05



Data File: E4C6576R.D  
Report Date: 03-Jun-2005 10:40

QC Flag Legend

a - Target compound detected but, quantitated amount  
Below Limit Of Quantitation(BLOQ) .

Data File: \\AVDGDADRO\ORGANICS\organic\svoa\E4.i\050601F.BNE4C6577F.D

Date : 01-JUN-2005 19:40

Client ID: AR1254D1

Sample Info: AR1254D1,AR1254D1,,ar1254.sub,,

Volume Injected (uL): 1.0

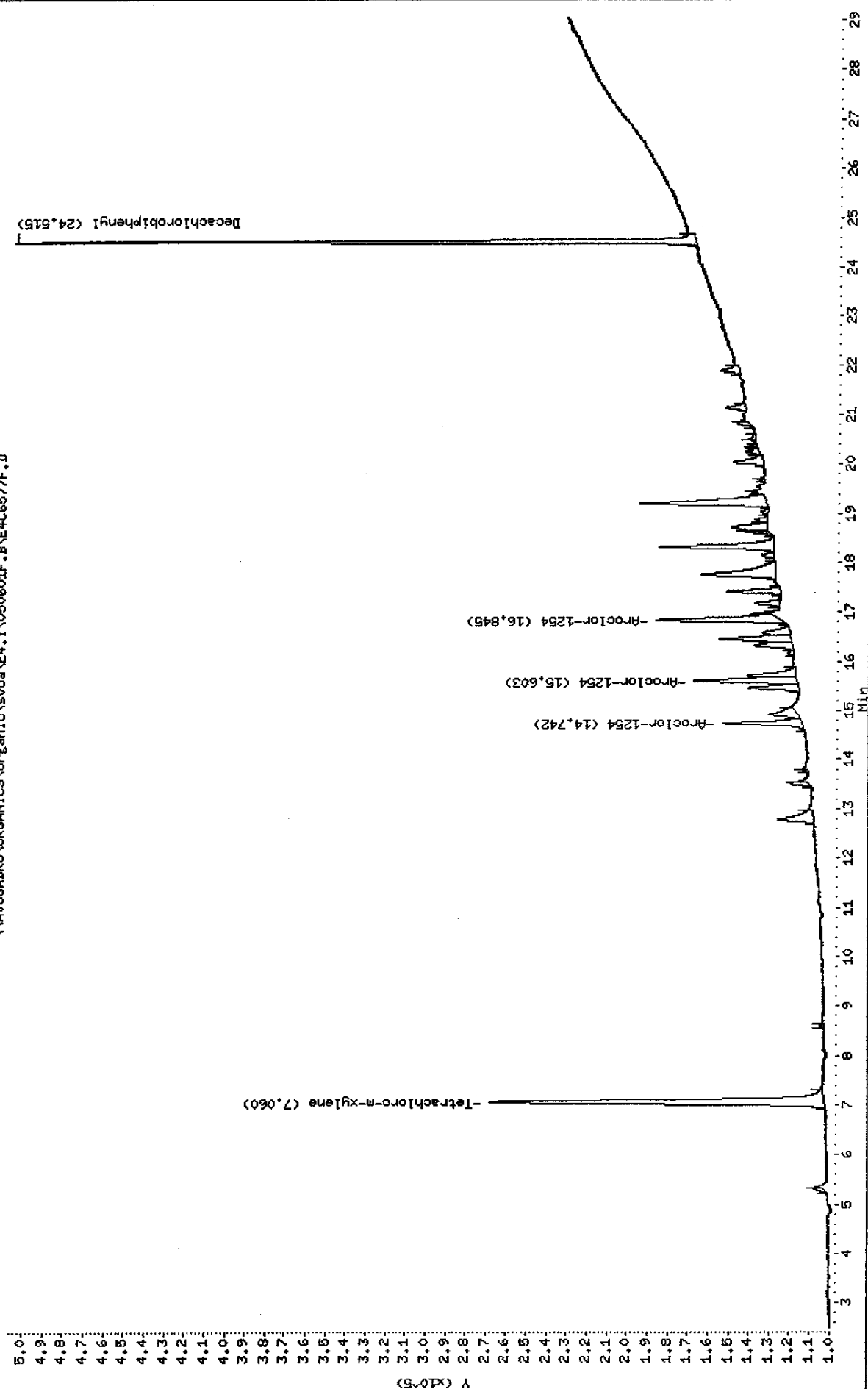
Column phase: CLPFest

Instrument: E4.i

Operator: SRC:

Column diameter: 0.53

\\AVDGDADRO\ORGANICS\organic\svoa\E4.i\050601F.BNE4C6577F.D



Data File: \\AVOCADRO\ORGANICS\organic\svoa\E4.i\050601R.B\E4C6577R.D

Date : 01-JUN-2005 19:40

Client ID: AR1254D1

Sample Info: AR1254D1,AR1254D1,,ar1254.sub,,

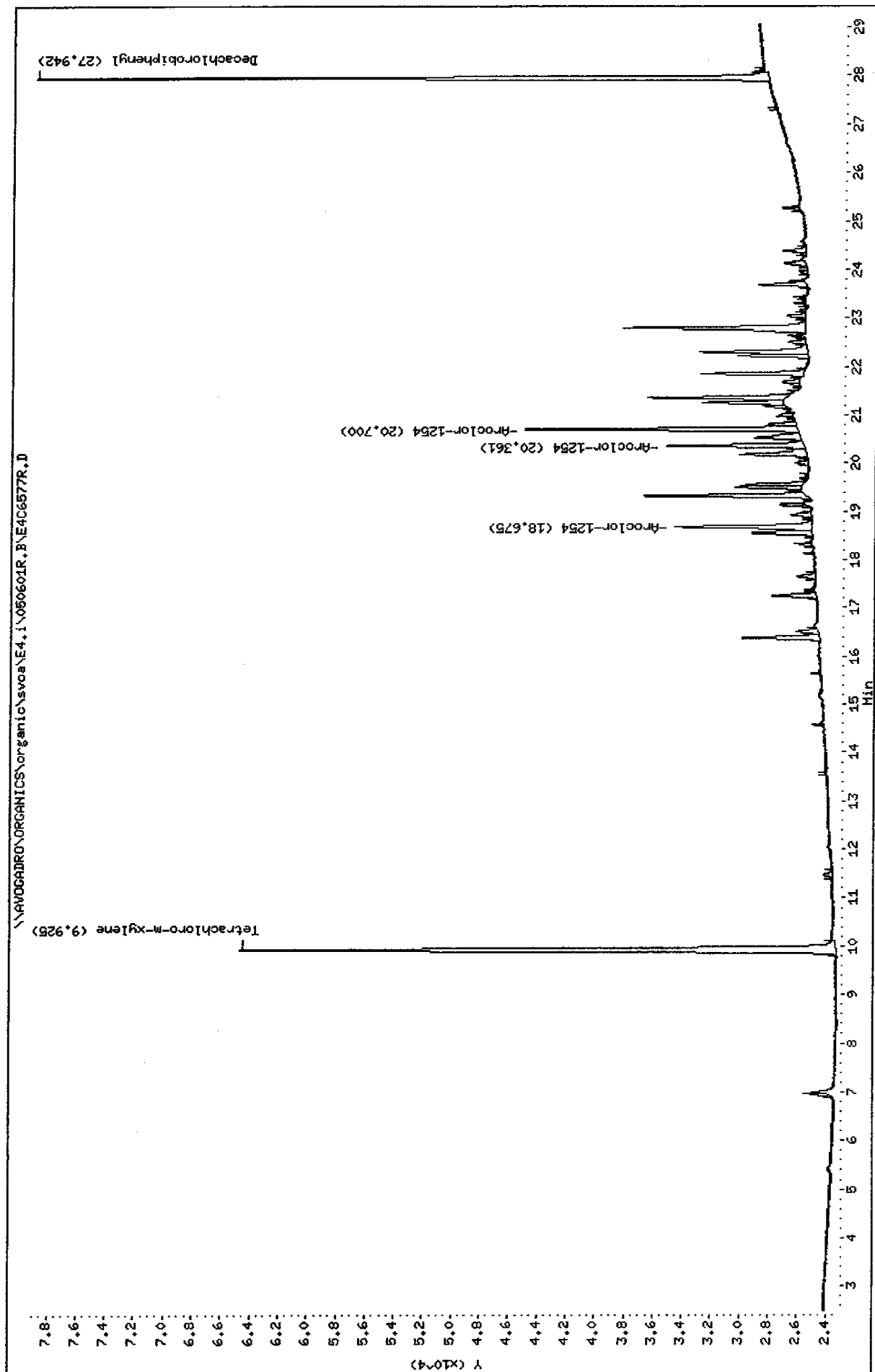
Volume Injected (uL): 1.0

Column phase: CLPPESTII

Instrument: E4.i

Operator: SRC:

Column diameter: 0.53



Data File: E4C6577F.D  
 Report Date: 03-Jun-2005 10:38

Mitkem Corporation

NYASP Pesticide Quantitation Report

Data file : \\AVOGADRO\ORGANICS\organic\svoa\E4.i\050601F.B\E4C6577F.D  
 Lab Smp Id: AR1254D1 Client Smp ID: AR1254D1  
 Inj Date : 01-JUN-2005 19:40  
 Operator : SRC: Inst ID: E4.i  
 Smp Info : AR1254D1,AR1254D1,,ar1254.sub,,  
 Misc Info : 1,1,,1,,  
 Comment :  
 Method : \\AVOGADRO\ORGANICS\organic\svoa\E4.i\050601F.B\clp-1262e4f.m  
 Meth Date : 03-Jun-2005 09:06 mtl Quant Type: ESTD  
 Cal Date : 01-JUN-2005 23:54 Cal File: E4C6584F.D  
 Als bottle: 8 Calibration Sample, Level: 1  
 Dil Factor: 1.00000  
 Integrator: Falcon Compound Sublist: ar1254.sub  
 Subtraction File: \\AVOGADRO\ORGANICS  
 Target Version: 4.03 Sample Matrix: WATER  
 Processing Host: TARGET9

Concentration Formula: Amt \* DF \* Uf \* Vt / (Vo \* Vi)

Name	Value	Description
DF	1.000	Dilution Factor
Uf	1.000	Correction factor
Vt	10000.000	Volume of final extract (uL)
Vo	1000.000	Volume of sample extracted (mL)
Vi	1.000	Volume injected (uL)

AMOUNTS						
RT	EXP RT	DLT RT	CAL-AMT	ON-COL	TARGET RANGE	RATIO
=====	=====	=====	=====	=====	=====	=====
\$ 1 Tetrachloro-m-xylene CAS #: 877-09-8						
7.06	7.06	0.000	1055539 0.00500	0.021		(a)
-----						
\$ 2 Decachlorobiphenyl CAS #: 2051-24-3						
24.5	24.5	0.000	1120358 0.01000	0.022		(a)
-----						
28 Aroclor-1254 CAS #: 11097-69-1						
14.7	14.7	0.000	198815 0.10000	0.10	80.00- 120.00	100.00(a)
15.6	15.6	0.000	265327 0.10000	0.10	113.45- 153.45	133.45
16.8	16.8	0.000	314428 0.10000	0.10	138.15- 178.15	158.15
Average of Peak Amounts =			0.1			

se 06/07/05

Data File: E4C6577F.D  
Report Date: 03-Jun-2005 10:38

QC Flag Legend

a - Target compound detected but, quantitated amount  
Below Limit Of Quantitation(BLOQ).

Data File: E4C6577R.D  
Report Date: 03-Jun-2005 10:40

Mitkem Corporation

NYASP Pesticide Quantitation Report

Data file : \\AVOGADRO\ORGANICS\organic\svoa\E4.i\050601R.B\E4C6577R.D  
Lab Smp Id: AR1254D1 Client Smp ID: AR1254D1  
Inj Date : 01-JUN-2005 19:40  
Operator : SRC: Inst ID: E4.i  
Smp Info : AR1254D1,AR1254D1,,ar1254.sub,,  
Misc Info : 1,1,,1,,  
Comment :  
Method : \\AVOGADRO\ORGANICS\organic\svoa\E4.i\050601R.B\clp1262-e4r.m  
Meth Date : 03-Jun-2005 09:01 mtl Quant Type: ESTD  
Cal Date : 01-JUN-2005 23:54 Cal File: E4C6584R.D  
Als bottle: 8 Calibration Sample, Level: 1  
Dil Factor: 1.00000  
Integrator: Falcon Compound Sublist: ar1254.sub  
Subtraction File: \\AVOGADRO\ORGANICS  
Target Version: 4.03 Sample Matrix: WATER  
Processing Host: TARGET9

Concentration Formula:  $\text{Amt} * \text{DF} * \text{Uf} * \text{Vt} / (\text{Vo} * \text{Vi})$

Name	Value	Description
DF	1.000	Dilution Factor
Uf	1.000	Correction factor
Vt	10000.000	Volume of final extract (uL)
Vo	1000.000	Volume of sample extracted (mL)
Vi	1.000	Volume injected (uL)

AMOUNTS						
		CAL-AMT	ON-COL			
RT	EXP RT	DLT RT	RESPONSE ( ng)	( ng)	TARGET RANGE	RATIO
==	=====	=====	=====	=====	=====	=====
\$ 1 Tetrachloro-m-xylene CAS #: 877-09-8						
9.93	9.92	0.010	208218	0.00500	0.021	(a)
-----						
\$ 2 Decachlorobiphenyl CAS #: 2051-24-3						
27.9	27.9	0.000	175896	0.01000	0.022	(a)
-----						
28 Aroclor-1254 CAS #: 11097-69-1						
18.7	18.7	0.000	41420	0.10000	0.10 80.00- 120.00	100.00(a)
20.4	20.4	0.000	35856	0.10000	0.10 66.57- 106.57	86.57
20.7	20.7	0.000	69239	0.10000	0.10 147.16- 187.16	167.16
Average of Peak Amounts =				0.1		
-----						

5206/09/02

Data File: E4C6577R.D  
Report Date: 03-Jun-2005 10:40

QC Flag Legend

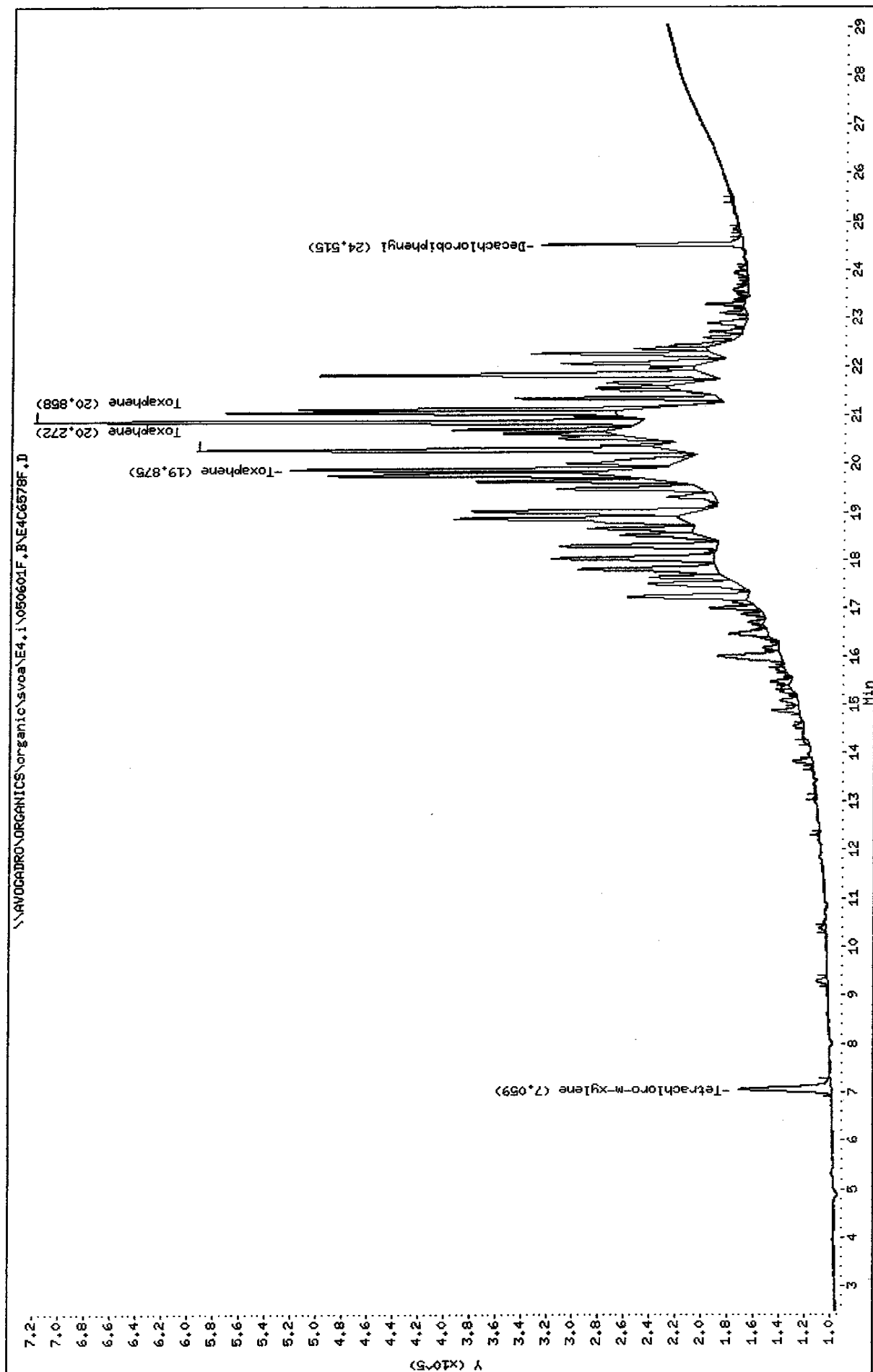
a - Target compound detected but, quantitated amount  
Below Limit Of Quantitation(BLOQ).

Data File: \\AVOCADRO\ORGANICS\organic\svoa\E4.i\050601F.B\E4C6578F.D  
 Date : 01-JUN-2005 20:16  
 Client ID: TOXAPHD1  
 Sample Info: TOXAPHD1,TOXAPHD1,,toxaph.sub,,  
 Volume Injected (ul.): 1.0  
 Column phase: CLPest

Instrument: E4.i

Operator: SRC:

Column diameter: 0.53





Data File: \\AVOCADRO\ORGANICS\organic\svoa\E4.i\050601R.B\4C6578R.D

Date : 01-JUN-2005 20:16

Client ID: TOXAPHD1

Sample Info: TOXAPHD1,TOXAPHD1,,toxaph.sub,,

Volume Injected (uL): 1.0

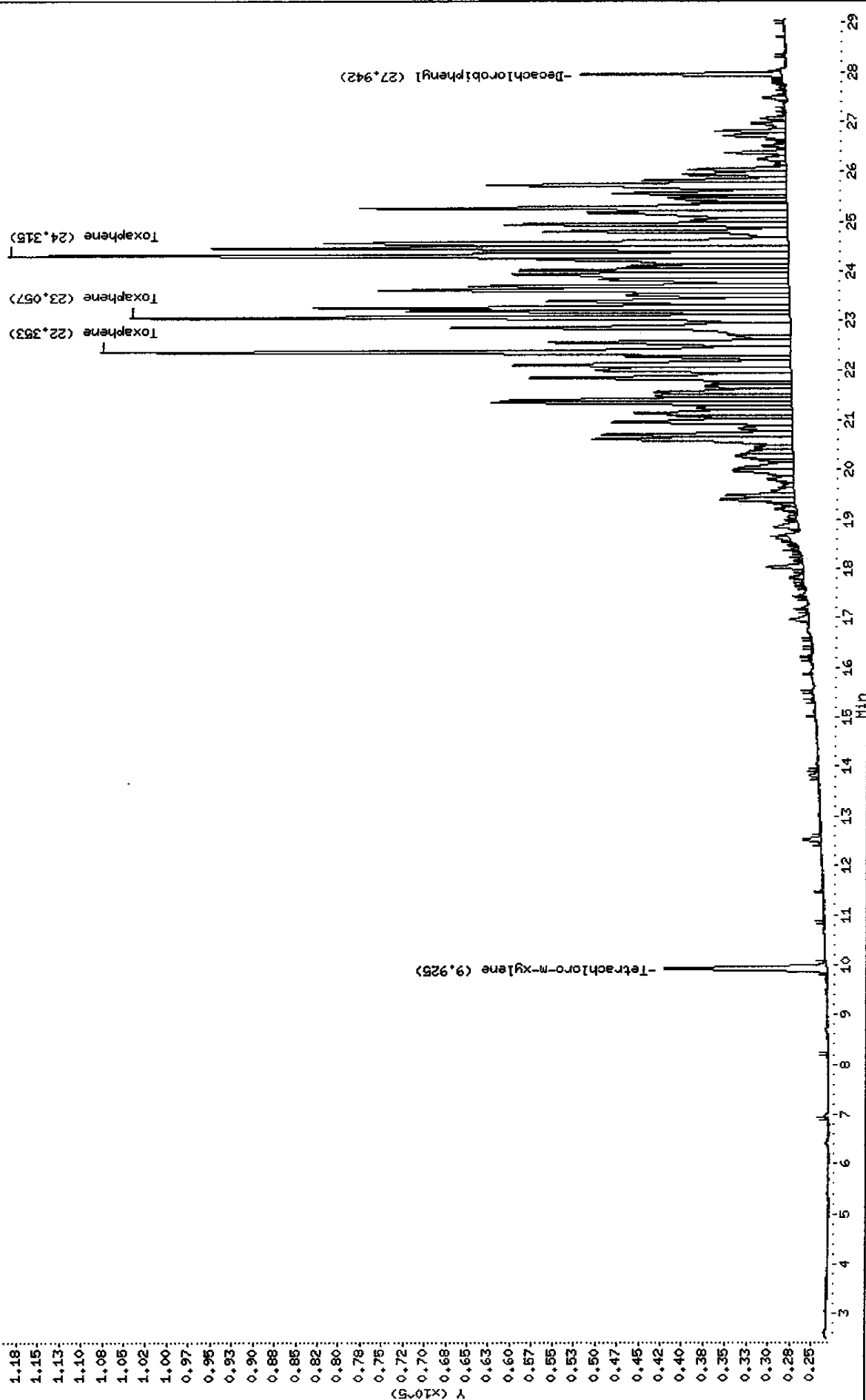
Column phase: CLPPESTII

Instrument: E4.i

Operator: SRC:

Column diameter: 0.53

\\AVOCADRO\ORGANICS\organic\svoa\E4.i\050601R.B\4C6578R.D



Data File: E4C6578F.D  
Report Date: 03-Jun-2005 10:39

Mitkem Corporation

NYASP Pesticide Quantitation Report

Data file : \\AVOGADRO\ORGANICS\organic\svoa\E4.i\050601F.B\E4C6578F.D  
Lab Smp Id: TOXAPHD1 Client Smp ID: TOXAPHD1  
Inj Date : 01-JUN-2005 20:16  
Operator : SRC: Inst ID: E4.i  
Smp Info : TOXAPHD1,TOXAPHD1,,toxaph.sub,,  
Misc Info : 1,1,,1,,  
Comment :  
Method : \\AVOGADRO\ORGANICS\organic\svoa\E4.i\050601F.B\clp-1262e4f.m  
Meth Date : 03-Jun-2005 09:06 mtl Quant Type: ESTD  
Cal Date : 01-JUN-2005 23:54 Cal File: E4C6584F.D  
Als bottle: 9 Calibration Sample, Level: 1  
Dil Factor: 1.00000  
Integrator: Falcon Compound Sublist: toxaph.sub  
Subtraction File: \\AVOGADRO\ORGANICS  
Target Version: 4.03 Sample Matrix: WATER  
Processing Host: TARGET9

Concentration Formula: Amt \* DF \* Uf \* Vt/(Vo \* Vi)

Name	Value	Description
DF	1.000	Dilution Factor
Uf	1.000	Correction factor
Vt	10000.000	Volume of final extract (uL)
Vo	1000.000	Volume of sample extracted (mL)
Vi	1.000	Volume injected (uL)

AMOUNTS						
		CAL-AMT	ON-COL			
RT	EXP RT	DLT RT	RESPONSE ( ng)	( ng)	TARGET RANGE	RATIO
==	=====	=====	=====	=====	=====	=====
\$ 1 Tetrachloro-m-xylene CAS #: 877-09-8						
7.06	7.06	0.000	466913	0.00500	0.0093	(a)
-----						
\$ 2 Decachlorobiphenyl CAS #: 2051-24-3						
24.5	24.5	0.000	533783	0.01000	0.010	(a)
-----						
30 Toxaphene CAS #: 8001-35-2						
19.9	19.9	0.000	968611	0.50000	0.50 80.00- 120.00	100.00(a)
20.3	20.3	0.000	1559710	0.50000	0.50 141.03- 181.03	161.03
20.9	20.9	0.000	1763488	0.50000	0.50 162.06- 202.06	182.06
Average of Peak Amounts =			0.5			

5206/03/05

Data File: E4C6578F.D  
Report Date: 03-Jun-2005 10:39

QC Flag Legend

a - Target compound detected but, quantitated amount  
Below Limit Of Quantitation(BLOQ).

Data File: E4C6578R.D  
Report Date: 03-Jun-2005 10:40

Mitkem Corporation

NYASP Pesticide Quantitation Report

Data file : \\AVOGADRO\ORGANICS\organic\svoa\E4.i\050601R.B\E4C6578R.D  
Lab Smp Id: TOXAPHD1 Client Smp ID: TOXAPHD1  
Inj Date : 01-JUN-2005 20:16  
Operator : SRC: Inst ID: E4.i  
Smp Info : TOXAPHD1,TOXAPHD1,,toxaph.sub,,  
Misc Info : 1,1,,1,,  
Comment :  
Method : \\AVOGADRO\ORGANICS\organic\svoa\E4.i\050601R.B\clp1262-e4r.m  
Meth Date : 03-Jun-2005 09:01 mtl Quant Type: ESTD  
Cal Date : 01-JUN-2005 23:54 Cal File: E4C6584R.D  
Als bottle: 9 Calibration Sample, Level: 1  
Dil Factor: 1.00000  
Integrator: Falcon Compound Sublist: toxaph.sub  
Subtraction File: \\AVOGADRO\ORGANICS  
Target Version: 4.03 Sample Matrix: WATER  
Processing Host: TARGET9

Concentration Formula:  $\text{Amt} * \text{DF} * \text{Uf} * \text{Vt} / (\text{Vo} * \text{Vi})$

Name	Value	Description
DF	1.000	Dilution Factor
Uf	1.000	Correction factor
Vt	10000.000	Volume of final extract (uL)
Vo	1000.000	Volume of sample extracted (mL)
Vi	1.000	Volume injected (uL)

AMOUNTS						
		CAL-AMT		ON-COL		
RT	EXP RT	DLT RT	RESPONSE ( ng)	( ng)	TARGET RANGE	RATIO
==	=====	=====	=====	=====	=====	=====
\$ 1 Tetrachloro-m-xylene CAS #: 877-09-8						
9.92	9.92	0.000	95381	0.00500	0.0097	(a)
-----						
\$ 2 Decachlorobiphenyl CAS #: 2051-24-3						
27.9	27.9	0.000	77416	0.01000	0.0095	(a)
-----						
30 Toxaphene CAS #: 8001-35-2						
22.4	22.4	0.000	377243	0.50000	0.50 80.00- 120.00	100.00(a)
23.1	23.1	0.000	327649	0.50000	0.50 66.85- 106.85	86.85
24.3	24.3	0.000	414413	0.50000	0.50 89.85- 129.85	109.85
Average of Peak Amounts =			0.5			
-----						

5206/04/05

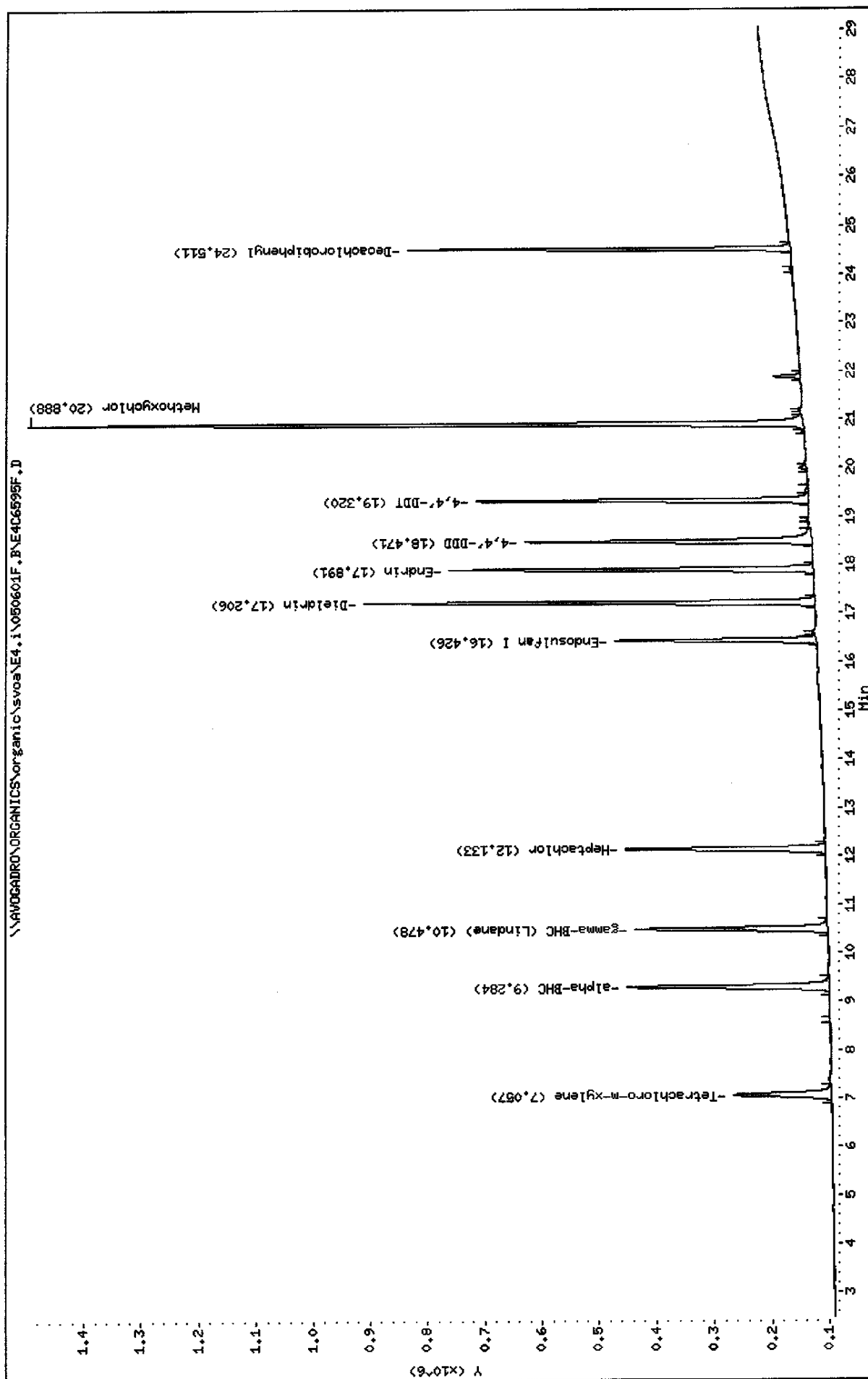
Data File: E4C6578R.D  
Report Date: 03-Jun-2005 10:40

QC Flag Legend

a - Target compound detected but, quantitated amount  
Below Limit Of Quantitation(BLOQ).

Data File: \\AVOCADRO\ORGANICS\organic\svoa\E4.i\050601F.B\E406595F.D  
 Date : 02-JUN-2005 06:32  
 Client ID: INDAHDA  
 Sample Info: INDAHDA,INDAHDA,,inda.sub,,  
 Volume Injected (ul): 1.0  
 Column phase: CLPest

Instrument: E4.i  
 Operator: SRC:  
 Column diameter: 0.53




Data File: \\AVOCADRO\ORGANICS\organic\svoa\E4.i\050601R.B\E4C6595R.D  
 Date : 02-JUN-2005 06:32  
 Client ID: INDAIDA  
 Sample Info: INDAIDA,INDAIDA,,inda.sub,,  
 Volume Injected (ul): 1.0  
 Column phase: CLPPESTII

Instrument: E4.i

Operator: SRC:

Column diameter: 0.53

\\AVOCADRO\ORGANICS\organic\svoa\E4.i\050601R.B\E4C6595R.D



Data File: E4C6595F.D  
Report Date: 09-Jun-2005 09:04

Mitkem Corporation

NYASP Pesticide Quantitation Report

Data file : \\AVOGADRO\ORGANICS\organic\svoa\E4.i\050601F.B\E4C6595F.D  
Lab Smp Id: INDAMDA Client Smp ID: INDAMDA  
Inj Date : 02-JUN-2005 06:32  
Operator : SRC: Inst ID: E4.i  
Smp Info : INDAMDA, INDAMDA, , inda.sub, ,  
Misc Info : 2, , , 1  
Comment :  
Method : \\AVOGADRO\ORGANICS\organic\svoa\E4.i\050601F.B\clp-1262e4f.m  
Meth Date : 07-Jun-2005 11:30 mtl Quant Type: ESTD  
Cal Date : 01-JUN-2005 23:54 Cal File: E4C6584F.D  
Als bottle: 24 Continuing Calibration Sample  
Dil Factor: 1.00000  
Integrator: Falcon Compound Sublist: inda.sub  
Subtraction File: \\AVOGADRO\ORGANICS  
Target Version: 4.03 Sample Matrix: WATER

Concentration Formula:  $\text{Amt} * \text{DF} * \text{Uf} * \text{Vt} / (\text{Vo} * \text{Vi})$

Name	Value	Description
DF	1.000	Dilution Factor
Uf	1.000	Correction factor
Vt	10000.000	Volume of final extract (uL)
Vo	1000.000	Volume of sample extracted (mL)
Vi	1.000	Volume injected (uL)

AMOUNTS						
RT	EXP RT	DLT RT	CAL-AMT RESPONSE ( ng)	ON-COL ( ng)	TARGET RANGE	RATIO
==	=====	=====	=====	=====	=====	=====
\$ 1					CAS #: 877-09-8	
7.06	7.06	0.000	1075849 0.02000	0.021		(a)
-----						
3					CAS #: 319-84-6	
9.28	9.29	-0.010	1797369 0.02000	0.021		(a)
-----						
4					CAS #: 58-89-9	
10.5	10.5	0.000	1643394 0.02000	0.021		(a)
-----						
5					CAS #: 76-44-8	
12.1	12.1	0.000	1614077 0.02000	0.021		(a)
-----						
10					CAS #: 959-98-8	
16.4	16.4	0.000	1441062 0.02000	0.020		(a)

32-06/09/05



Data File: E4C6595F.D  
Report Date: 09-Jun-2005 09:04

AMOUNTS							
RT	EXP RT	DLT RT	RESPONSE (	CAL-AMT ( ng)	ON-COL ( ng)	TARGET RANGE	RATIO
==	=====	=====	=====	=====	=====	=====	=====
14 Dieldrin			CAS #: 60-57-1				
17.2	17.2	0.000	3118044	0.04000	0.041		(a)
-----							
15 Endrin			CAS #: 72-20-8				
17.9	17.9	0.000	2595426	0.04000	0.042		(a)
-----							
16 4,4'-DDD			CAS #: 72-54-8				
18.5	18.5	0.000	2329139	0.04000	0.042		(a)
-----							
18 4,4'-DDT			CAS #: 50-29-3				
19.3	19.3	0.000	2245556	0.04000	0.043		(a)
-----							
21 Methoxychlor			CAS #: 72-43-5				
20.9	20.9	0.000	5054061	0.20000	0.21		(a)
-----							
\$ 2 Decachlorobiphenyl			CAS #: 2051-24-3				
24.5	24.5	0.000	2091931	0.04000	0.040		(a)
-----							

#### QC Flag Legend

a - Target compound detected but, quantitated amount  
Below Limit Of Quantitation(BLOQ).

Data File: E4C6595R.D  
Report Date: 09-Jun-2005 09:05

Mitkem Corporation

NYASP Pesticide Quantitation Report

Data file : \\AVOGADRO\ORGANICS\organic\svoa\E4.i\050601R.B\E4C6595R.D  
Lab Smp Id: INDAMDA Client Smp ID: INDAMDA  
Inj Date : 02-JUN-2005 06:32  
Operator : SRC: Inst ID: E4.i  
Smp Info : INDAMDA, INDAMDA,, inda.sub,,  
Misc Info : 2,,,1  
Comment :  
Method : \\AVOGADRO\ORGANICS\organic\svoa\E4.i\050601R.B\clp1262-e4r.m  
Meth Date : 07-Jun-2005 11:28 mtl Quant Type: ESTD  
Cal Date : 01-JUN-2005 23:54 Cal File: E4C6584R.D  
Als bottle: 24 Continuing Calibration Sample  
Dil Factor: 1.00000  
Integrator: Falcon Compound Sublist: inda.sub  
Subtraction File: \\AVOGADRO\ORGANICS  
Target Version: 4.03 Sample Matrix: WATER  
Processing Host: TARGET9

Concentration Formula:  $\text{Amt} * \text{DF} * \text{Uf} * \text{Vt} / (\text{Vo} * \text{Vi})$

Name	Value	Description
DF	1.000	Dilution Factor
Uf	1.000	Correction factor
Vt	10000.000	Volume of final extract (uL)
Vo	1000.000	Volume of sample extracted (mL)
Vi	1.000	Volume injected (uL)

AMOUNTS						
RT	EXP RT	DLT RT	CAL-AMT RESPONSE ( ng)	ON-COL ( ng)	TARGET RANGE	RATIO
==	=====	=====	=====	=====	=====	=====
\$ 1	Tetrachloro-m-xylene		CAS #: 877-09-8			
9.92	9.92	0.000	202040 0.02000	0.021		(a)
-----						
3	alpha-BHC		CAS #: 319-84-6			
12.5	12.5	0.000	293234 0.02000	0.020		(a)
-----						
4	gamma-BHC (Lindane)		CAS #: 58-89-9			
13.9	13.9	0.000	272355 0.02000	0.020		(a)
-----						
5	Heptachlor		CAS #: 76-44-8			
15.4	15.4	0.000	287404 0.02000	0.021		(a)
-----						

52 06/09/05

Data File: E4C6595R.D  
Report Date: 09-Jun-2005 09:05

AMOUNTS						
RT	EXP RT	DLT RT	RESPONSE ( ng)	CAL-AMT ( ng)	ON-COL ( ng)	TARGET RANGE RATIO
==	=====	=====	=====	=====	=====	=====
10 Endosulfan I CAS #: 959-98-8						
19.8	19.8	0.000	237824 0.02000	0.020		(a)
-----						
14 Dieldrin CAS #: 60-57-1						
20.7	20.7	0.000	533794 0.04000	0.041		(a)
-----						
15 Endrin CAS #: 72-20-8						
21.5	21.5	0.000	391964 0.04000	0.041		(a)
-----						
16 4,4'-DDD CAS #: 72-54-8						
22.0	22.0	0.000	318825 0.04000	0.041		(a)
-----						
18 4,4'-DDT CAS #: 50-29-3						
22.8	22.8	0.000	339111 0.04000	0.041		(a)
-----						
21 Methoxychlor CAS #: 72-43-5						
24.6	24.6	0.000	854720 0.20000	0.21		(a)
-----						
\$ 2 Decachlorobiphenyl CAS #: 2051-24-3						
27.9	27.9	0.000	323003 0.04000	0.040		(a)
-----						

#### QC Flag Legend

a - Target compound detected but, quantitated amount  
Below Limit Of Quantitation(BLOQ).

Data File: \\AVOCADRO\ORGANICS\organic\svoa\E4.i\050601F.B\E406596F.D

Date : 02-JUN-2005 07:09

Client ID: INDBMDA

Sample Info: INDBMDA,INDBMDA,,indb.sub,,


Volume Injected (uL): 1.0

Column phase: CLPPest

Instrument: E4.i

Operator: SRC;

Column diameter: 0.53



Data File: \\AVOCADRO\ORGANICS\organic\svoa\E4.i\050601R.B\E4C6596R.D

Date : 02-JUN-2005 07:09

Client ID: INDBHDA

Sample Info: INDBHDA, INDBHDA, indb.sub,,

Volume Injected (uL): 1.0

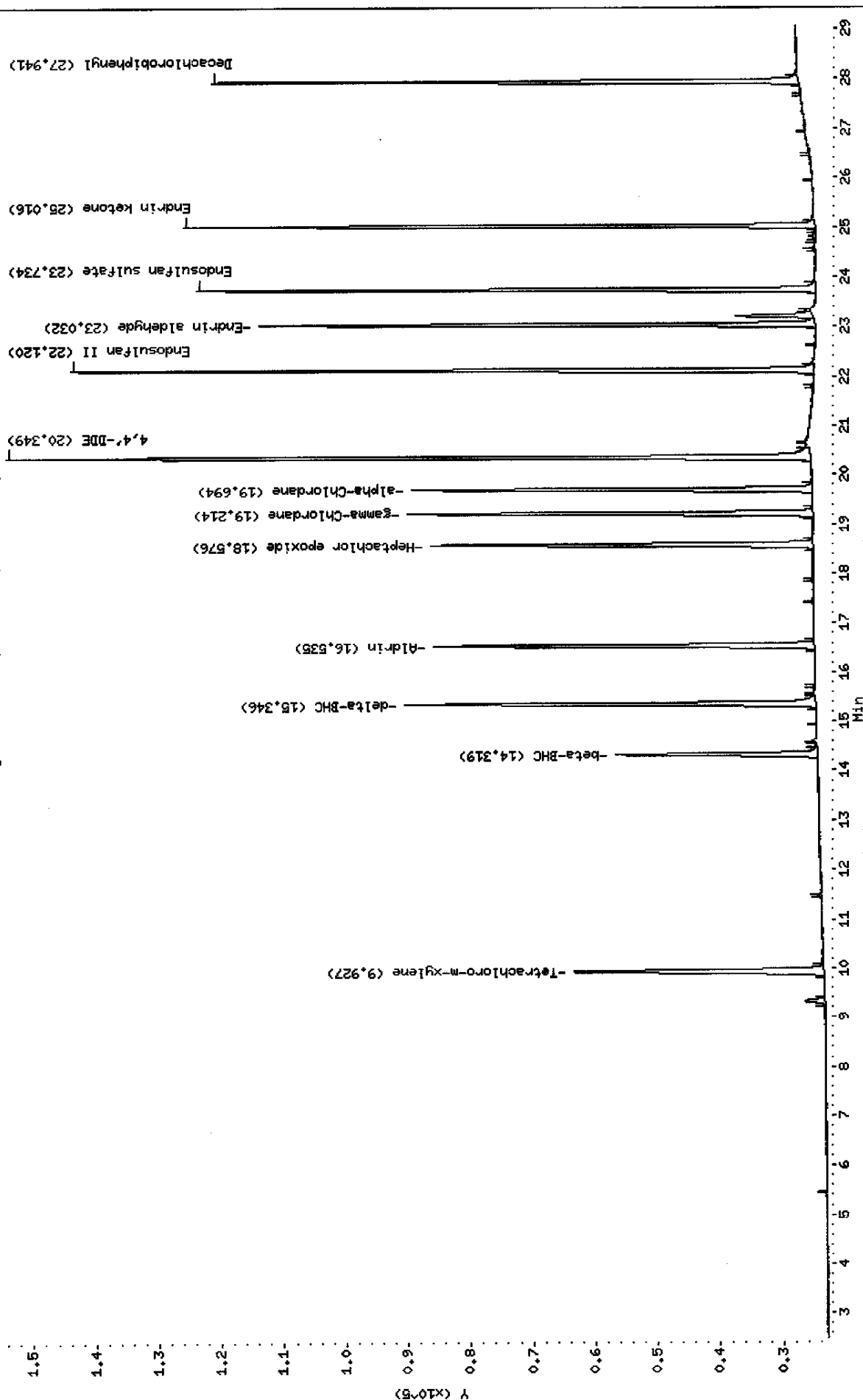
Column phase: CLPPESTII

Instrument: E4.i

Operator: SRC:

Column diameter: 0.53

\\AVOCADRO\ORGANICS\organic\svoa\E4.i\050601R.B\E4C6596R.D



Data File: E4C6596F.D  
Report Date: 09-Jun-2005 09:04

Mitkem Corporation

NYASP Pesticide Quantitation Report

Data file : \\AVOGADRO\ORGANICS\organic\svoa\E4.i\050601F.B\E4C6596F.D  
Lab Smp Id: INDBMDA Client Smp ID: INDBMDA  
Inj Date : 02-JUN-2005 07:09  
Operator : SRC: Inst ID: E4.i  
Smp Info : INDBMDA, INDBMDA, , indb.sub, ,  
Misc Info : 2, , , 1  
Comment :  
Method : \\AVOGADRO\ORGANICS\organic\svoa\E4.i\050601F.B\clp-1262e4f.m  
Meth Date : 07-Jun-2005 11:30 mt1 Quant Type: ESTD  
Cal Date : 01-JUN-2005 23:54 Cal File: E4C6584F.D  
Als bottle: 25 Continuing Calibration Sample  
Dil Factor: 1.00000  
Integrator: Falcon Compound Sublist: indb.sub  
Subtraction File: \\AVOGADRO\ORGANICS  
Target Version: 4.03 Sample Matrix: WATER

Concentration Formula:  $\text{Amt} * \text{DF} * \text{Uf} * \text{Vt} / (\text{Vo} * \text{Vi})$

Name	Value	Description
DF	1.000	Dilution Factor
Uf	1.000	Correction factor
Vt	10000.000	Volume of final extract (uL)
Vo	1000.000	Volume of sample extracted (mL)
Vi	1.000	Volume injected (uL)

AMOUNTS						
RT	EXP RT	DLT RT	CAL-AMT RESPONSE ( ng)	ON-COL ( ng)	TARGET RANGE	RATIO
\$ 1					CAS #: 877-09-8	
7.06	7.06	0.000	1053303 0.02000	0.021		(a)
6 Aldrin					CAS #: 309-00-2	
13.1	13.1	0.000	1578303 0.02000	0.021		(a)
7 beta-BHC					CAS #: 319-85-7	
10.9	10.9	0.000	650438 0.02000	0.021		(a)
8 delta-BHC					CAS #: 319-86-8	
11.5	11.5	0.000	1513852 0.02000	0.022		(a)
9 Heptachlor epoxide					CAS #: 1024-57-3	
15.2	15.2	0.000	1506251 0.02000	0.021		(a)

sz 06/09/05

Data File: E4C6596F.D  
Report Date: 09-Jun-2005 09:04

AMOUNTS							
RT	EXP RT	DLT RT	CAL-AMT		ON-COL		TARGET RANGE
==	=====	=====	RESPONSE (	ng)	(	ng)	RATIO
==	=====	=====	=====	=====	=====	=====	=====
11	gamma-Chlordane					CAS #: 5103-74-2	
15.6	15.6	0.000	1579617	0.02000	0.021		(a)
-----							
12	alpha-Chlordane					CAS #: 5103-71-9	
16.1	16.1	0.000	1450652	0.02000	0.021		(a)
-----							
13	4,4'-DDE					CAS #: 72-55-9	
16.6	16.6	0.000	2927138	0.04000	0.042		(a)
-----							
17	Endosulfan II					CAS #: 33213-65-9	
18.7	18.7	0.000	2578441	0.04000	0.042		(a)
-----							
19	Endrin aldehyde					CAS #: 7421-93-4	
20.0	20.0	0.000	1903439	0.04000	0.042		(a)
-----							
20	Endosulfan sulfate					CAS #: 1031-07-8	
21.2	21.2	0.000	2043304	0.04000	0.043		(a)
-----							
22	Endrin ketone					CAS #: 53494-70-5	
21.9	21.9	0.000	2075289	0.04000	0.043		(a)
-----							
\$ 2	Decachlorobiphenyl					CAS #: 2051-24-3	
24.5	24.5	0.000	2075075	0.04000	0.040		(a)
-----							

#### QC Flag Legend

a - Target compound detected but, quantitated amount  
Below Limit Of Quantitation(BLOQ).

Data File: E4C6596R.D  
Report Date: 09-Jun-2005 09:05

Mitkem Corporation

NYASP Pesticide Quantitation Report

Data file : \\AVOGADRO\ORGANICS\organic\svoa\E4.i\050601R.B\E4C6596R.D  
Lab Smp Id: INDBMDA Client Smp ID: INDBMDA  
Inj Date : 02-JUN-2005 07:09  
Operator : SRC: Inst ID: E4.i  
Smp Info : INDBMDA, INDBMDA, , indb.sub, ,  
Misc Info : 2, , 1  
Comment :  
Method : \\AVOGADRO\ORGANICS\organic\svoa\E4.i\050601R.B\clp1262-e4r.m  
Meth Date : 07-Jun-2005 11:28 mtl Quant Type: ESTD  
Cal Date : 01-JUN-2005 23:54 Cal File: E4C6584R.D  
Als bottle: 25 Continuing Calibration Sample  
Dil Factor: 1.00000  
Integrator: Falcon Compound Sublist: indb.sub  
Subtraction File: \\AVOGADRO\ORGANICS  
Target Version: 4.03 Sample Matrix: WATER  
Processing Host: TARGET9

Concentration Formula:  $\text{Amt} * \text{DF} * \text{Uf} * \text{Vt} / (\text{Vo} * \text{Vi})$

Name	Value	Description
DF	1.000	Dilution Factor
Uf	1.000	Correction factor
Vt	10000.000	Volume of final extract (uL)
Vo	1000.000	Volume of sample extracted (mL)
Vi	1.000	Volume injected (uL)

AMOUNTS						
RT	EXP RT	DLT RT	CAL-AMT RESPONSE ( ng)	ON-COL ( ng)	TARGET RANGE	RATIO
\$ 1					CAS #: 877-09-8	
9.93	9.92	0.010	199375 0.02000	0.020		(a)
-----						
6					CAS #: 309-00-2	
16.5	16.5	0.000	241758 0.02000	0.020		(a)
-----						
7					CAS #: 319-85-7	
14.3	14.3	0.000	128846 0.02000	0.020		(a)
-----						
8					CAS #: 319-86-8	
15.3	15.3	0.000	249228 0.02000	0.020		(a)
-----						

57-06/09/05



Data File: E4C6596R.D  
Report Date: 09-Jun-2005 09:05

AMOUNTS						
RT	EXP RT	DLT RT	CAL-AMT RESPONSE ( ng)	ON-COL ( ng)	TARGET RANGE	RATIO
==	=====	=====	=====	=====	=====	=====
9 Heptachlor epoxide						
18.6	18.6	0.000	242891 0.02000	0.020	CAS #: 1024-57-3	(a)
-----						
11 gamma-Chlordane						
19.2	19.2	0.000	246067 0.02000	0.020	CAS #: 5103-74-2	(a)
-----						
12 alpha-Chlordane						
19.7	19.7	0.000	235637 0.02000	0.020	CAS #: 5103-71-9	(a)
-----						
13 4,4'-DDE						
20.3	20.3	0.000	452002 0.04000	0.041	CAS #: 72-55-9	(a)
-----						
17 Endosulfan II						
22.1	22.1	0.000	386198 0.04000	0.041	CAS #: 33213-65-9	(a)
-----						
19 Endrin aldehyde						
23.0	23.0	0.000	283353 0.04000	0.041	CAS #: 7421-93-4	(a)
-----						
20 Endosulfan sulfate						
23.7	23.7	0.000	304537 0.04000	0.044	CAS #: 1031-07-8	(a)
-----						
22 Endrin ketone						
25.0	25.0	0.000	299991 0.04000	0.043	CAS #: 53494-70-5	(a)
-----						
\$ 2 Decachlorobiphenyl						
27.9	27.9	0.000	318971 0.04000	0.039	CAS #: 2051-24-3	(a)
-----						

#### QC Flag Legend

a - Target compound detected but, quantitated amount  
Below Limit Of Quantitation(BLOQ).

1E  
PESTICIDE ORGANICS ANALYSIS DATA SHEET

EPA SAMPLE NO.

PBLK4B

Lab Name: MITKEM CORPORATION Contract: \_\_\_\_\_

Lab Code: MITKEM Case No.: \_\_\_\_\_ SAS No.: \_\_\_\_\_ SDG No.: MD0618

Matrix: (soil/water) WATER Lab Sample ID: MB-18317

Sample wt/vol: 1000 (g/mL) ML Lab File ID: E4C6599F

% Moisture: \_\_\_\_\_ Decanted: (Y/N) \_\_\_\_\_ Date Received: \_\_\_\_\_

Extraction: (Type) SEPF Date Extracted: 05/31/05

Concentrated Extract Volume: 10000 (uL) Date Analyzed: 06/02/05

Injection Volume: 1.0 (uL) Dilution Factor: 1.0

GPC Cleanup: (Y/N) N pH: \_\_\_\_\_ Sulfur Cleanup: (Y/N) Y

CONCENTRATION UNITS:  
(ug/L or ug/Kg) UG/L Q

CAS NO.	COMPOUND		
319-84-6	alpha-BHC	0.050	U
319-85-7	beta-BHC	0.050	U
319-86-8	delta-BHC	0.050	U
58-89-9	gamma-BHC (Lindane)	0.050	U
76-44-8	Heptachlor	0.050	U
309-00-2	Aldrin	0.050	U
1024-57-3	Heptachlor epoxide	0.050	U
959-98-8	Endosulfan I	0.050	U
60-57-1	Dieldrin	0.10	U
72-55-9	4,4'-DDE	0.10	U
72-20-8	Endrin	0.10	U
33213-65-9	Endosulfan II	0.10	U
72-54-8	4,4'-DDD	0.10	U
1031-07-8	Endosulfan sulfate	0.10	U
50-29-3	4,4'-DDT	0.10	U
72-43-5	Methoxychlor	0.50	U
53494-70-5	Endrin ketone	0.10	U
7421-93-4	Endrin aldehyde	0.10	U
5103-71-9	alpha-Chlordane	0.050	U
5103-74-2	gamma-Chlordane	0.050	U
8001-35-2	Toxaphene	5.0	U
12674-11-2	Aroclor-1016	1.0	U
11104-28-2	Aroclor-1221	2.0	U
11141-16-5	Aroclor-1232	1.0	U
53469-21-9	Aroclor-1242	1.0	U
12672-29-6	Aroclor-1248	1.0	U
11097-69-1	Aroclor-1254	1.0	U
11096-82-5	Aroclor-1260	1.0	U

Data File: \\AVOCADRO\ORGANICS\organic\svoa\E4.i\060601F.B\E4C6599F.D

Date : 02-JUN-2005 12:14

Client ID: PBLK4B

Sample Info: MB-18317,PBLK4B,18317,clp.sub,,

Volume Injected (uL): 1.0

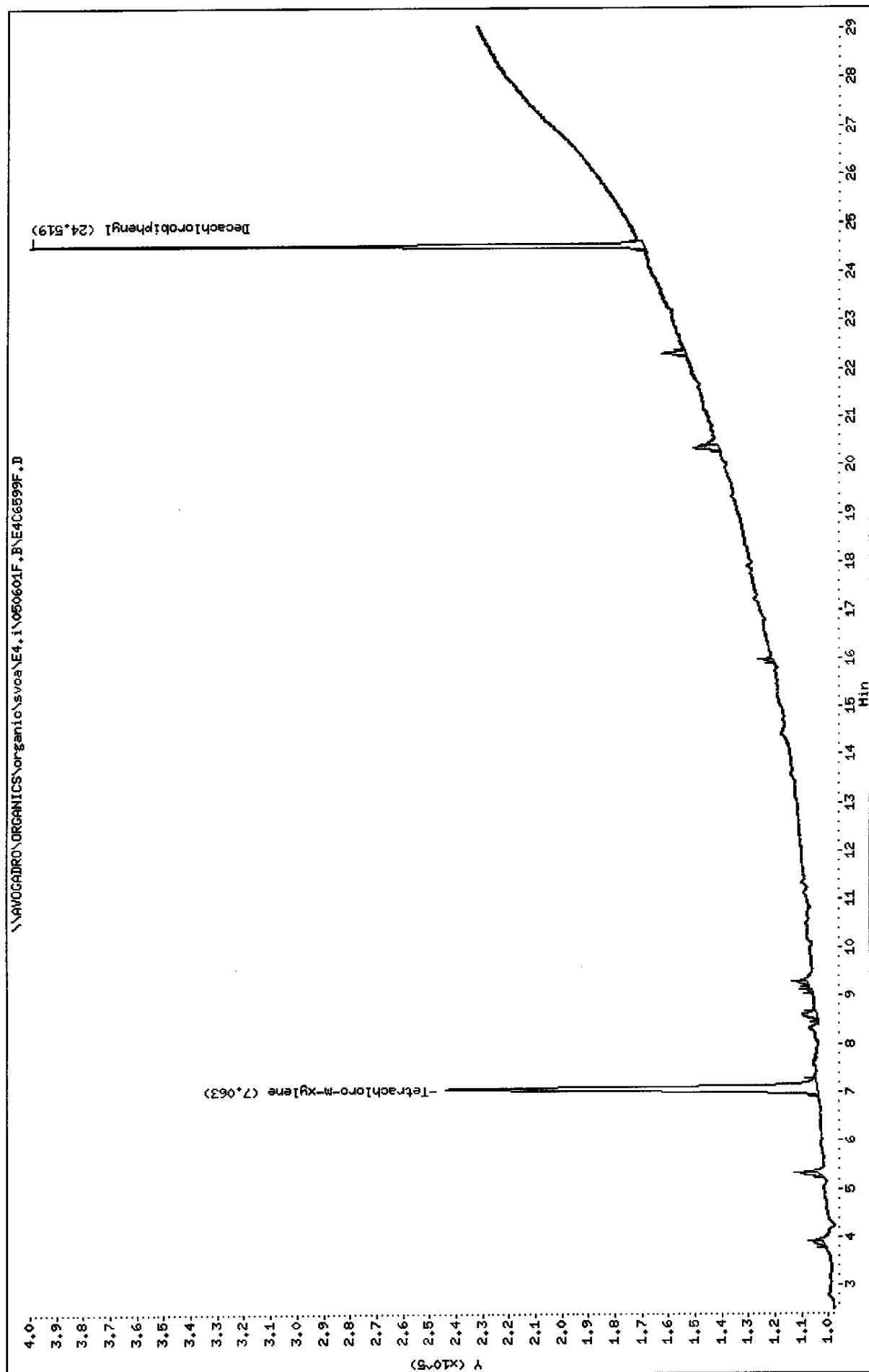
Column phase: CLPPest

Instrument: E4.i

Operator: SRC: LIMS

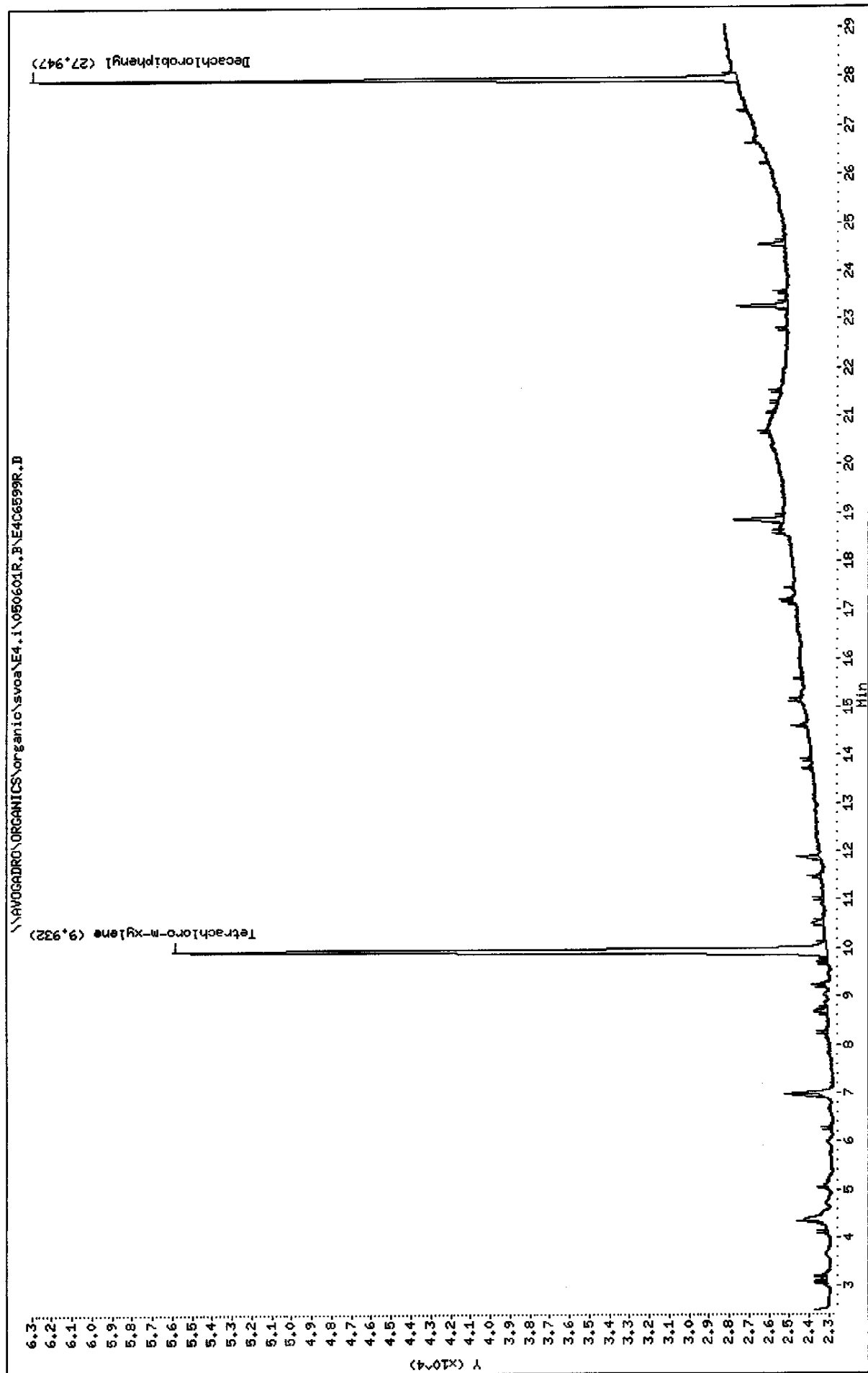
Column diameter: 0.53

\\AVOCADRO\ORGANICS\organic\svoa\E4.i\060601F.B\E4C6599F.D



Data File: \\AVOGADRO\ORGANICS\organic\svoa\E4.i\050601R.B\E406599R.D  
Date : 02-JUN-2005 12:14  
Client ID: PBLK4B  
Sample Info: MB-18317,PBLK4B,18317,olp.sub,,  
Volume Injected (uL): 1.0  
Column phase: CLPPESTII

Instrument: E4.i  
Operator: SRC: LIMS  
Column diameter: 0.53



Data File: E4C6599F.D  
Report Date: 09-Jun-2005 10:58

Mitkem Corporation

NYASP Pesticide Quantitation Report

Data file : \\AVOGADRO\ORGANICS\organic\svoa\E4.i\050601F.B\E4C6599F.D  
Lab Smp Id: MB-18317 Client Smp ID: PBLK4B  
Inj Date : 02-JUN-2005 12:14  
Operator : SRC: LIMS Inst ID: E4.i  
Smp Info : MB-18317,PBLK4B,18317,clp.sub,,  
Misc Info :  
Comment :  
Method : \\AVOGADRO\ORGANICS\organic\svoa\E4.i\050601F.B\clp-1262e4f.m  
Meth Date : 07-Jun-2005 11:30 mtl Quant Type: ESTD  
Cal Date : 01-JUN-2005 23:54 Cal File: E4C6584F.D  
Als bottle: 27 QC Sample: BLANK  
Dil Factor: 1.00000  
Integrator: Falcon Compound Sublist: clp.sub  
Subtraction File: \\AVOGADRO\ORGANICS  
Target Version: 4.03 Sample Matrix: WATER  
Processing Host: TARGET9

Concentration Formula:  $\text{Amt} * \text{DF} * \text{Uf} * \text{Vt} / (\text{Vo} * \text{Vi})$

Name	Value	Description
DF	1.000	Dilution Factor
Uf	1.000	Correction factor
Vt	10000.000	Volume of final extract (uL)
Vo	1000.000	Volume of sample extracted (mL)
Vi	1.000	Volume injected (uL)

CONCENTRATIONS						
			ON-COL	FINAL		
RT	EXP RT	DLT RT	RESPONSE ( ng)	( ug/L)	TARGET RANGE	RATIO
==	=====	=====	=====	=====	=====	=====
\$ 1	Tetrachloro-m-xylene		CAS #: 877-09-8			
7.06	7.06	0.000	860439 0.01711	0.17		
-----						
\$ 2	Decachlorobiphenyl		CAS #: 2051-24-3			
24.5	24.5	0.000	720760 0.01384	0.14		
-----						

52 06/09/05

Data File: E4C6599R.D  
Report Date: 09-Jun-2005 10:59

Mitkem Corporation

NYASP Pesticide Quantitation Report

Data file : \\AVOGADRO\ORGANICS\organic\svoa\E4.i\050601R.B\E4C6599R.D  
Lab Smp Id: MB-18317 Client Smp ID: PBLK4B  
Inj Date : 02-JUN-2005 12:14  
Operator : SRC: LIMS Inst ID: E4.i  
Smp Info : MB-18317,PBLK4B,18317,clp.sub,,  
Misc Info :  
Comment :  
Method : \\AVOGADRO\ORGANICS\organic\svoa\E4.i\050601R.B\clp1262-e4r.m  
Meth Date : 07-Jun-2005 11:28 mtl Quant Type: ESTD  
Cal Date : 01-JUN-2005 23:54 Cal File: E4C6584R.D  
Als bottle: 27 QC Sample: BLANK  
Dil Factor: 1.00000  
Integrator: Falcon Compound Sublist: clp.sub  
Subtraction File: \\AVOGADRO\ORGANICS  
Target Version: 4.03 Sample Matrix: WATER  
Processing Host: TARGET9

Concentration Formula:  $\text{Amt} * \text{DF} * \text{Uf} * \text{Vt} / (\text{Vo} * \text{Vi})$

Name	Value	Description
DF	1.000	Dilution Factor
Uf	1.000	Correction factor
Vt	10000.000	Volume of final extract (uL)
Vo	1000.000	Volume of sample extracted (mL)
Vi	1.000	Volume injected (uL)

CONCENTRATIONS

RT	EXP RT	DLT RT	ON-COL	FINAL	RESPONSE ( ng)	( ug/L)	TARGET RANGE	RATIO
9.93	9.92	0.010	170597	0.01740	0.17			
-----								
27.9	27.9	0.000	119067	0.01458	0.15			

\$ 1 Tetrachloro-m-xylene CAS #: 877-09-8

\$ 2 Decachlorobiphenyl CAS #: 2051-24-3

57 06/09/05

1E  
PESTICIDE ORGANICS ANALYSIS DATA SHEET

EPA SAMPLE NO.

PIBLKD2

Lab Name: MITKEM CORPORATION Contract: \_\_\_\_\_

Lab Code: MITKEM Case No.: \_\_\_\_\_ SAS No.: \_\_\_\_\_ SDG No.: MD0618

Matrix: (soil/water) WATER Lab Sample ID: PIBLKD2

Sample wt/vol: 1000 (g/mL) ML Lab File ID: E4C6585F

% Moisture: \_\_\_\_\_ Decanted: (Y/N) \_\_\_\_\_ Date Received: \_\_\_\_\_

Extraction: (Type) \_\_\_\_\_ Date Extracted: \_\_\_\_\_

Concentrated Extract Volume: 10000 (uL) Date Analyzed: 06/02/05

Injection Volume: 1.0 (uL) Dilution Factor: 1.0

GPC Cleanup: (Y/N) N pH: \_\_\_\_\_ Sulfur Cleanup: (Y/N) N

CONCENTRATION UNITS:  
(ug/L or ug/Kg) UG/L Q

CAS NO.	COMPOUND		
319-84-6	alpha-BHC	0.050	U
319-85-7	beta-BHC	0.050	U
319-86-8	delta-BHC	0.050	U
58-89-9	gamma-BHC (Lindane)	0.050	U
76-44-8	Heptachlor	0.050	U
309-00-2	Aldrin	0.050	U
1024-57-3	Heptachlor epoxide	0.050	U
959-98-8	Endosulfan I	0.050	U
60-57-1	Dieldrin	0.10	U
72-55-9	4,4'-DDE	0.10	U
72-20-8	Endrin	0.10	U
33213-65-9	Endosulfan II	0.10	U
72-54-8	4,4'-DDD	0.10	U
1031-07-8	Endosulfan sulfate	0.10	U
50-29-3	4,4'-DDT	0.10	U
72-43-5	Methoxychlor	0.50	U
53494-70-5	Endrin ketone	0.10	U
7421-93-4	Endrin aldehyde	0.10	U
5103-71-9	alpha-Chlordane	0.050	U
5103-74-2	gamma-Chlordane	0.050	U
8001-35-2	Toxaphene	5.0	U
12674-11-2	Aroclor-1016	1.0	U
11104-28-2	Aroclor-1221	2.0	U
11141-16-5	Aroclor-1232	1.0	U
53469-21-9	Aroclor-1242	1.0	U
12672-29-6	Aroclor-1248	1.0	U
11097-69-1	Aroclor-1254	1.0	U
11096-82-5	Aroclor-1260	1.0	U

1E  
PESTICIDE ORGANICS ANALYSIS DATA SHEET

EPA SAMPLE NO.

PIBLKD2

Lab Name: MITKEM CORPORATION Contract: \_\_\_\_\_

Lab Code: MITKEM Case No.: \_\_\_\_\_ SAS No.: \_\_\_\_\_ SDG No.: MD0618

Matrix: (soil/water) WATER Lab Sample ID: PIBLKD2

Sample wt/vol: 1000 (g/mL) ML Lab File ID: E4C6585R

% Moisture: \_\_\_\_\_ Decanted: (Y/N) \_\_\_\_\_ Date Received: \_\_\_\_\_

Extraction: (Type) \_\_\_\_\_ Date Extracted: \_\_\_\_\_

Concentrated Extract Volume: 10000 (uL) Date Analyzed: 06/02/05

Injection Volume: 1.0 (uL) Dilution Factor: 1.0

GPC Cleanup: (Y/N) N pH: \_\_\_\_\_ Sulfur Cleanup: (Y/N) N

CONCENTRATION UNITS:  
(ug/L or ug/Kg) UG/L Q

CAS NO.	COMPOUND		
319-84-6	alpha-BHC	0.050	U
319-85-7	beta-BHC	0.050	U
319-86-8	delta-BHC	0.050	U
58-89-9	gamma-BHC (Lindane)	0.050	U
76-44-8	Heptachlor	0.050	U
309-00-2	Aldrin	0.050	U
1024-57-3	Heptachlor epoxide	0.050	U
959-98-8	Endosulfan I	0.050	U
60-57-1	Dieldrin	0.10	U
72-55-9	4,4'-DDE	0.10	U
72-20-8	Endrin	0.10	U
33213-65-9	Endosulfan II	0.10	U
72-54-8	4,4'-DDD	0.10	U
1031-07-8	Endosulfan sulfate	0.10	U
50-29-3	4,4'-DDT	0.10	U
72-43-5	Methoxychlor	0.50	U
53494-70-5	Endrin ketone	0.10	U
7421-93-4	Endrin aldehyde	0.10	U
5103-71-9	alpha-Chlordane	0.050	U
5103-74-2	gamma-Chlordane	0.050	U
8001-35-2	Toxaphene	5.0	U
12674-11-2	Aroclor-1016	1.0	U
11104-28-2	Aroclor-1221	2.0	U
11141-16-5	Aroclor-1232	1.0	U
53469-21-9	Aroclor-1242	1.0	U
12672-29-6	Aroclor-1248	1.0	U
11097-69-1	Aroclor-1254	1.0	U
11096-82-5	Aroclor-1260	1.0	U



Data File: \\AVOCADRO\ORGANICS\organic\svoa\E4.i\050601F.B\E4C6885F.D

Date : 02-JUN-2005 00:30

Client ID: PIELKD2

Sample Info: PIELKD2,PIELKD2,,,,

Volume Injected (uL): 1.0

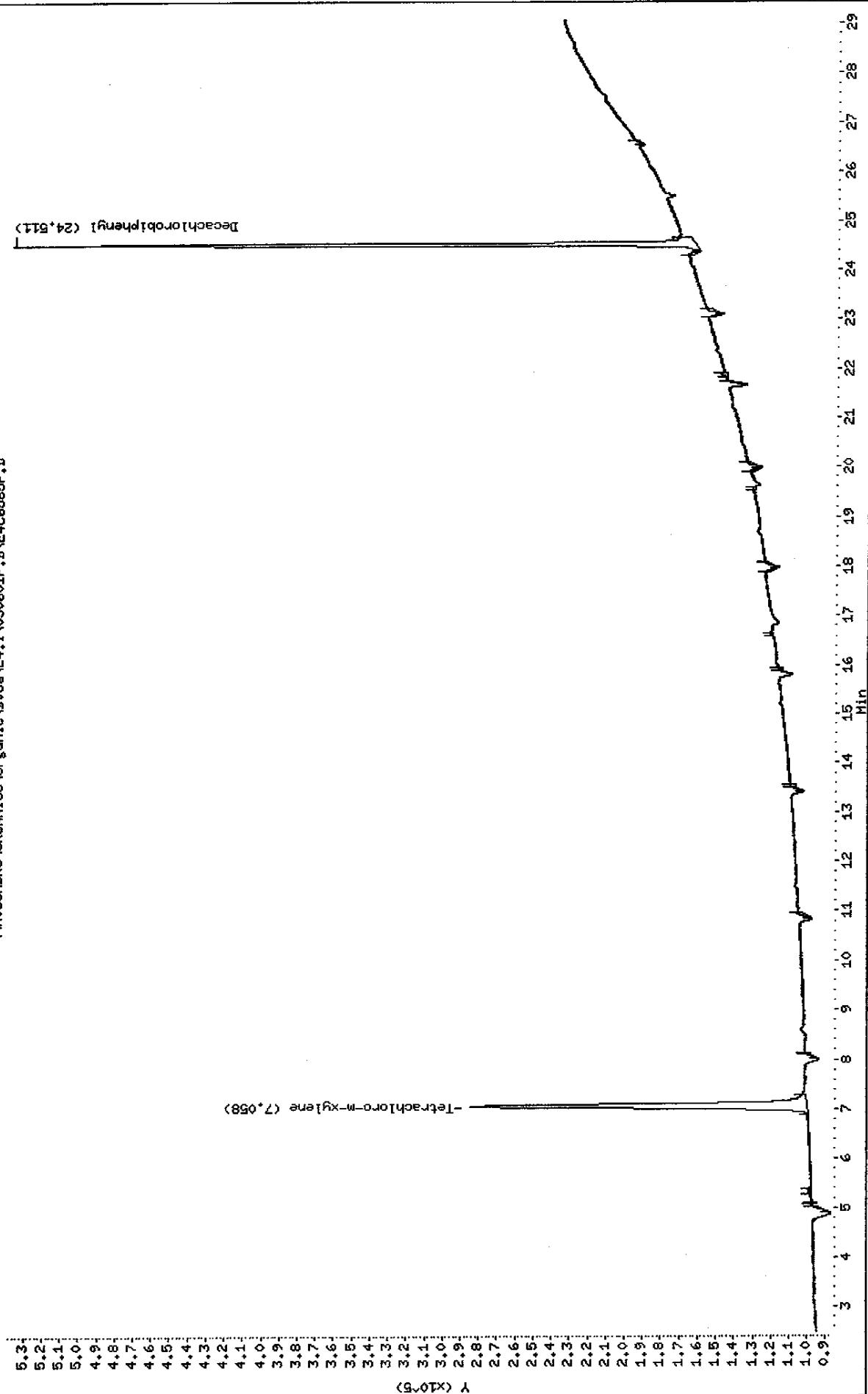
Column phase: CLPest

Instrument: E4.1

Operator: SRC:

Column diameter: 0.53

\\AVOCADRO\ORGANICS\organic\svoa\E4.i\050601F.B\E4C6885F.D



Data File: \\AVOCADRO\ORGANICS\organic\svoa\E4.i\050601R.B\E4C6585R.D

Date : 02-JUN-2005 00:30

Client ID: P1BLKD2

Sample Info: P1BLKD2,P1BLKD2,,,,

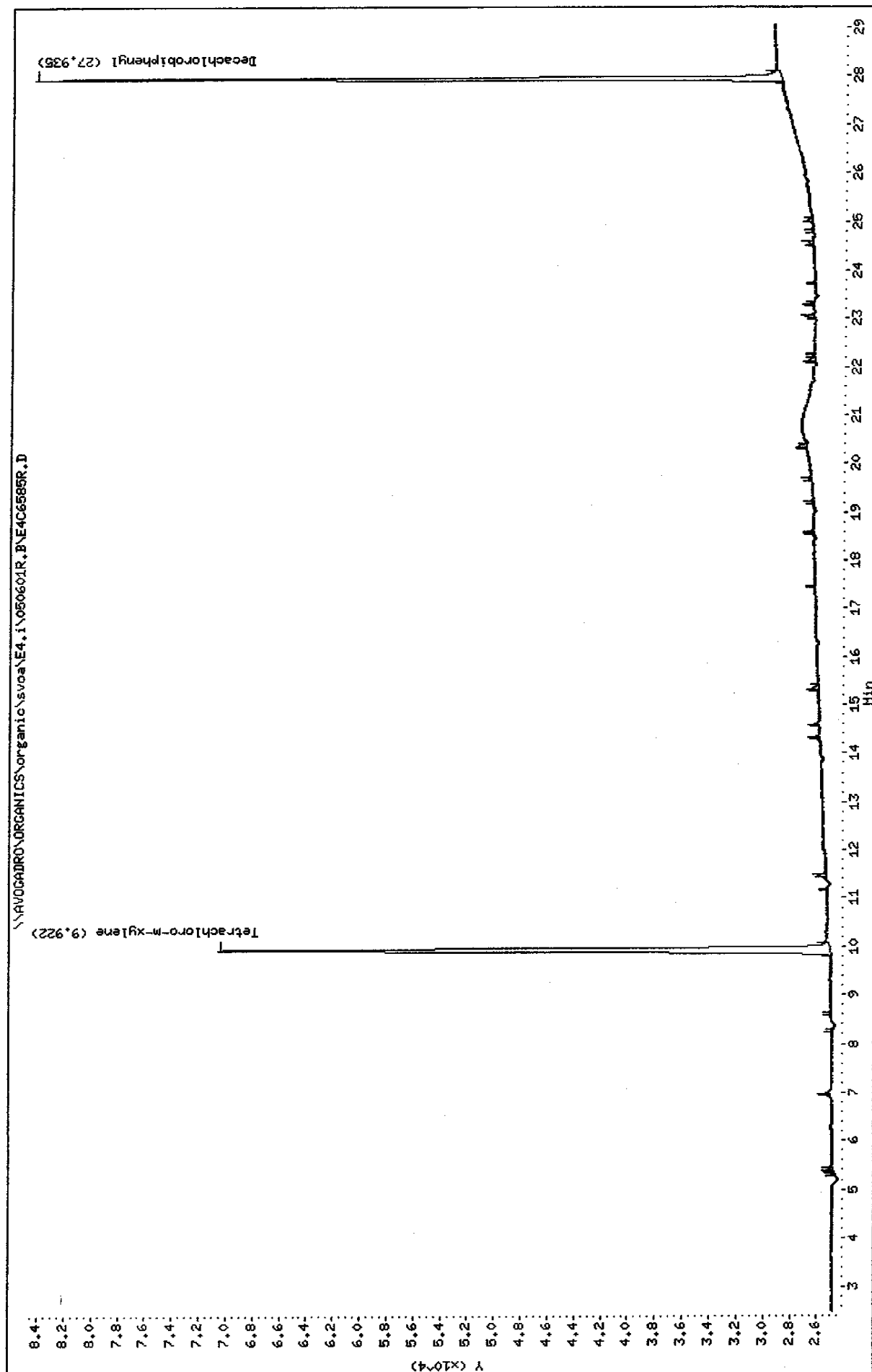
Volume Injected (uL): 1.0

Column phase: CLPPESTII

Instrument: E4.i

Operator: SRC:

Column diameter: 0.53



Data File: E4C6585F.D  
Report Date: 03-Jun-2005 10:39

Mitkem Corporation

NYASP Pesticide Quantitation Report

Data file : \\AVOGADRO\ORGANICS\organic\svoa\E4.i\050601F.B\E4C6585F.D  
Lab Smp Id: PIBLKD2 Client Smp ID: PIBLKD2  
Inj Date : 02-JUN-2005 00:30 Inst ID: E4.i  
Operator : SRC:  
Smp Info : PIBLKD2,PIBLKD2,,,,  
Misc Info : 3,,INSTBLANK,1,,  
Comment :  
Method : \\AVOGADRO\ORGANICS\organic\svoa\E4.i\050601F.B\clp-1262e4f.m  
Meth Date : 03-Jun-2005 09:06 mtl Quant Type: ESTD  
Cal Date : 01-JUN-2005 23:54 Cal File: E4C6584F.D  
Als bottle: 100 QC Sample: INSTBLANK  
Dil Factor: 1.00000  
Integrator: Falcon Compound Sublist: CLP.sub  
Subtraction File: \\AVOGADRO\ORGANICS  
Target Version: 4.03 Sample Matrix: WATER  
Processing Host: TARGET9

Concentration Formula:  $\text{Amt} * \text{DF} * \text{Uf} * \text{Vt} / (\text{Vo} * \text{Vi})$

Name	Value	Description
DF	1.000	Dilution Factor
Uf	1.000	Correction factor
Vt	10000.000	Volume of final extract (uL)
Vo	1000.000	Volume of sample extracted (mL)
Vi	1.000	Volume injected (uL)

CONCENTRATIONS						
			ON-COL	FINAL		
RT	EXP RT	DLT RT	RESPONSE ( ng)	( ug/L)	TARGET RANGE	RATIO
==	=====	=====	=====	=====	=====	=====
\$ 1	Tetrachloro-m-xylene		CAS #: 877-09-8			
7.06	7.06	0.000	1163207 0.02314	0.23		
-----						
\$ 2	Decachlorobiphenyl		CAS #: 2051-24-3			
24.5	24.5	0.000	1264447 0.02428	0.24		
-----						

sz 06/03/05

Data File: E4C6585R.D  
Report Date: 03-Jun-2005 10:41

Mitkem Corporation

NYASP Pesticide Quantitation Report

Data file : \\AVOGADRO\ORGANICS\organic\svoa\E4.i\050601R.B\E4C6585R.D  
Lab Smp Id: PIBLKD2 Client Smp ID: PIBLKD2  
Inj Date : 02-JUN-2005 00:30  
Operator : SRC: Inst ID: E4.i  
Smp Info : PIBLKD2,PIBLKD2,,,,  
Misc Info : 3,,INSTBLANK,1,,  
Comment :  
Method : \\AVOGADRO\ORGANICS\organic\svoa\E4.i\050601R.B\clp1262-e4r.m  
Meth Date : 03-Jun-2005 09:01 mtl Quant Type: ESTD  
Cal Date : 01-JUN-2005 23:54 Cal File: E4C6584R.D  
Als bottle: 100 QC Sample: INSTBLANK  
Dil Factor: 1.00000  
Integrator: Falcon Compound Sublist: CLP.sub  
Subtraction File: \\AVOGADRO\ORGANICS  
Target Version: 4.03 Sample Matrix: WATER  
Processing Host: TARGET9

Concentration Formula:  $\text{Amt} * \text{DF} * \text{Uf} * \text{Vt} / (\text{Vo} * \text{Vi})$

Name	Value	Description
DF	1.000	Dilution Factor
Uf	1.000	Correction factor
Vt	10000.000	Volume of final extract (uL)
Vo	1000.000	Volume of sample extracted (mL)
Vi	1.000	Volume injected (uL)

CONCENTRATIONS						
			ON-COL	FINAL		
RT	EXP RT	DLT RT	RESPONSE ( ng)	( ug/L)	TARGET RANGE	RATIO
==	=====	=====	=====	=====	=====	=====
\$ 1	Tetrachloro-m-xylene		CAS #: 877-09-8			
9.92	9.92	0.000	227533	0.02321	0.23	
-----						
\$ 2	Decachlorobiphenyl		CAS #: 2051-24-3			
27.9	27.9	0.000	193040	0.02363	0.24	
-----						

52 06/03/05

1E  
PESTICIDE ORGANICS ANALYSIS DATA SHEET

EPA SAMPLE NO.

PIBLKDA

Lab Name: MITKEM CORPORATION Contract: \_\_\_\_\_

Lab Code: MITKEM Case No.: \_\_\_\_\_ SAS No.: \_\_\_\_\_ SDG No.: MD0618

Matrix: (soil/water) WATER Lab Sample ID: PIBLKDA

Sample wt/vol: 1000 (g/mL) ML Lab File ID: E4C6594F

% Moisture: \_\_\_\_\_ Decanted: (Y/N) \_\_\_\_\_ Date Received: \_\_\_\_\_

Extraction: (Type) \_\_\_\_\_ Date Extracted: \_\_\_\_\_

Concentrated Extract Volume: 10000 (uL) Date Analyzed: 06/02/05

Injection Volume: 1.0 (uL) Dilution Factor: 1.0

GPC Cleanup: (Y/N) N pH: \_\_\_\_\_ Sulfur Cleanup: (Y/N) N

CONCENTRATION UNITS:  
(ug/L or ug/Kg) UG/L Q

CAS NO.	COMPOUND		
319-84-6	alpha-BHC	0.050	U
319-85-7	beta-BHC	0.050	U
319-86-8	delta-BHC	0.050	U
58-89-9	gamma-BHC (Lindane)	0.050	U
76-44-8	Heptachlor	0.050	U
309-00-2	Aldrin	0.050	U
1024-57-3	Heptachlor epoxide	0.050	U
959-98-8	Endosulfan I	0.050	U
60-57-1	Dieldrin	0.10	U
72-55-9	4,4'-DDE	0.10	U
72-20-8	Endrin	0.10	U
33213-65-9	Endosulfan II	0.10	U
72-54-8	4,4'-DDD	0.10	U
1031-07-8	Endosulfan sulfate	0.10	U
50-29-3	4,4'-DDT	0.10	U
72-43-5	Methoxychlor	0.50	U
53494-70-5	Endrin ketone	0.10	U
7421-93-4	Endrin aldehyde	0.10	U
5103-71-9	alpha-Chlordane	0.050	U
5103-74-2	gamma-Chlordane	0.050	U
8001-35-2	Toxaphene	5.0	U
12674-11-2	Aroclor-1016	1.0	U
11104-28-2	Aroclor-1221	2.0	U
11141-16-5	Aroclor-1232	1.0	U
53469-21-9	Aroclor-1242	1.0	U
12672-29-6	Aroclor-1248	1.0	U
11097-69-1	Aroclor-1254	1.0	U
11096-82-5	Aroclor-1260	1.0	U

1E  
PESTICIDE ORGANICS ANALYSIS DATA SHEET

EPA SAMPLE NO.

PIBLKDA

Lab Name: MITKEM CORPORATION Contract: \_\_\_\_\_

Lab Code: MITKEM Case No.: \_\_\_\_\_ SAS No.: \_\_\_\_\_ SDG No.: MD0618

Matrix: (soil/water) WATER Lab Sample ID: PIBLKDA

Sample wt/vol: 1000 (g/mL) ML Lab File ID: E4C6594R

% Moisture: \_\_\_\_\_ Decanted: (Y/N) \_\_\_\_\_ Date Received: \_\_\_\_\_

Extraction: (Type) \_\_\_\_\_ Date Extracted: \_\_\_\_\_

Concentrated Extract Volume: 10000 (uL) Date Analyzed: 06/02/05

Injection Volume: 1.0 (uL) Dilution Factor: 1.0

GPC Cleanup: (Y/N) N pH: \_\_\_\_\_ Sulfur Cleanup: (Y/N) N

CONCENTRATION UNITS:  
(ug/L or ug/Kg) UG/L Q

CAS NO.	COMPOUND		
319-84-6	alpha-BHC	0.050	U
319-85-7	beta-BHC	0.050	U
319-86-8	delta-BHC	0.050	U
58-89-9	gamma-BHC (Lindane)	0.050	U
76-44-8	Heptachlor	0.050	U
309-00-2	Aldrin	0.050	U
1024-57-3	Heptachlor epoxide	0.050	U
959-98-8	Endosulfan I	0.050	U
60-57-1	Dieldrin	0.10	U
72-55-9	4,4'-DDE	0.10	U
72-20-8	Endrin	0.10	U
33213-65-9	Endosulfan II	0.10	U
72-54-8	4,4'-DDD	0.10	U
1031-07-8	Endosulfan sulfate	0.10	U
50-29-3	4,4'-DDT	0.10	U
72-43-5	Methoxychlor	0.50	U
53494-70-5	Endrin ketone	0.10	U
7421-93-4	Endrin aldehyde	0.10	U
5103-71-9	alpha-Chlordane	0.050	U
5103-74-2	gamma-Chlordane	0.050	U
8001-35-2	Toxaphene	5.0	U
12674-11-2	Aroclor-1016	1.0	U
11104-28-2	Aroclor-1221	2.0	U
11141-16-5	Aroclor-1232	1.0	U
53469-21-9	Aroclor-1242	1.0	U
12672-29-6	Aroclor-1248	1.0	U
11097-69-1	Aroclor-1254	1.0	U
11096-82-5	Aroclor-1260	1.0	U

Data File: \\AVOGADRO\ORGANICS\organic\svoa\NE4.i\050601F.B\NE4C6594F.D

Date : 02-JUN-2005 05:56

Client ID: PIBLKDA

Sample Info: PIBLKDA,PIBLKDA,,clip.sub,,

Volume Injected (uL): 1.0

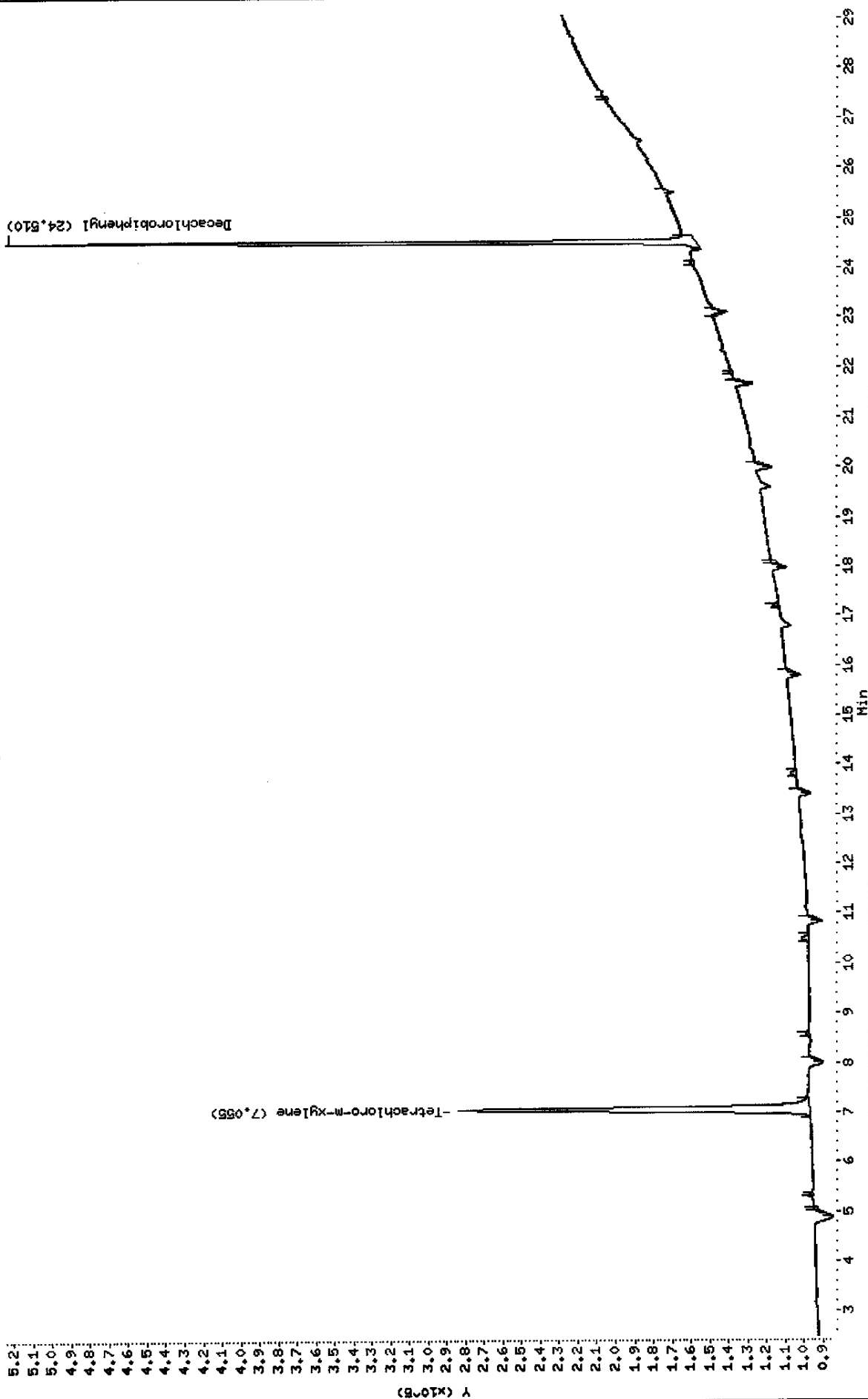
Column phase: CLPFest

Instrument: E4.i

Operator: SRC:

Column diameter: 0.53

\\AVOGADRO\ORGANICS\organic\svoa\NE4.i\050601F.B\NE4C6594F.D



Data File: \\AVOGADRO\ORGANICS\organic\svoa\E4.i\050601R.BNE4C6594R.D

Date : 02-JUN-2005 05:56

Client ID: PIBLKDA

Sample Info: PIBLKDA,PIBLKDA,,olp.sub,,

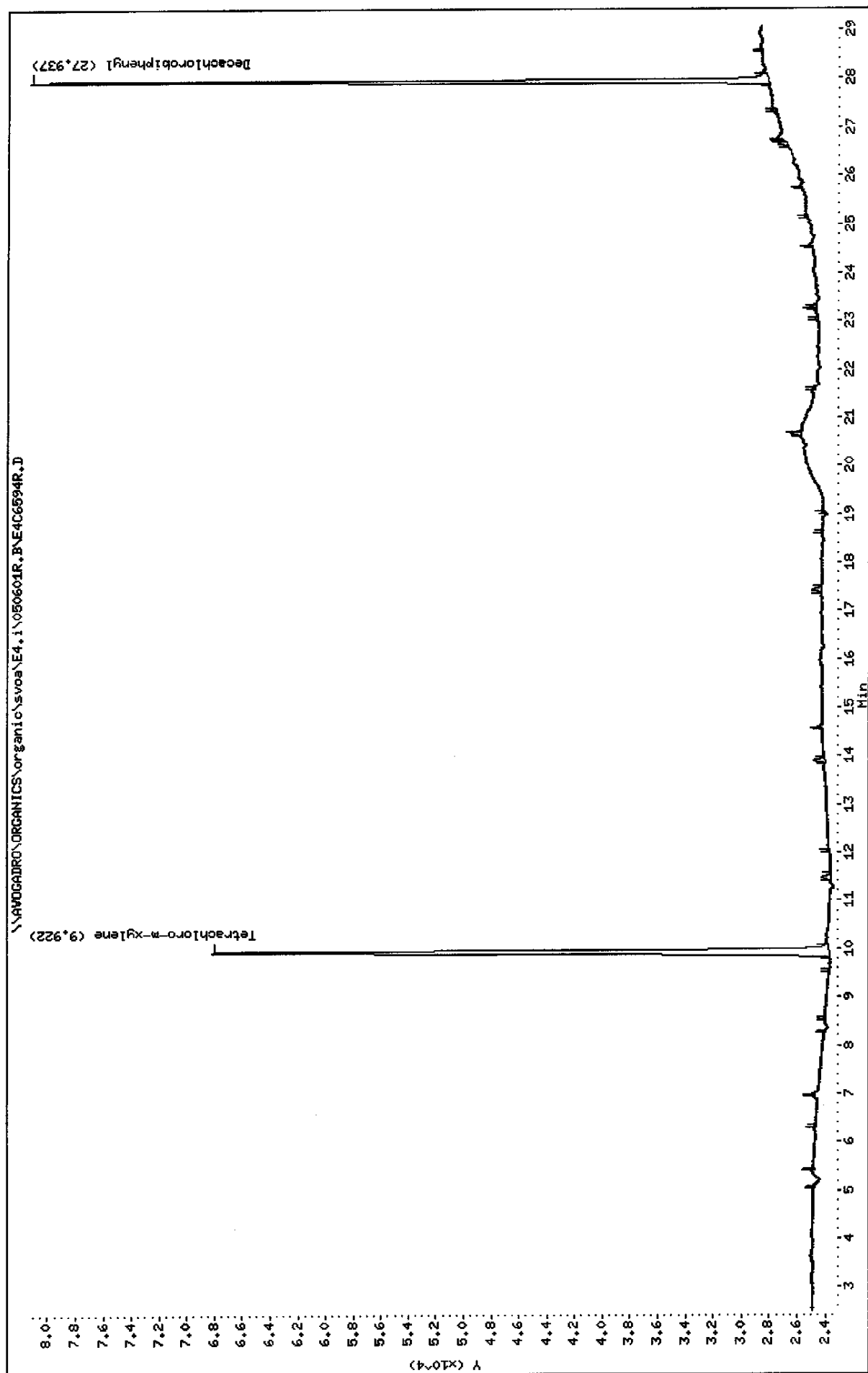
Volume Injected (uL): 1.0

Column phase: CLPPESTII

Instrument: E4.i

Operator: SRC:

Column diameter: 0.53





Data File: E4C6594F.D  
Report Date: 09-Jun-2005 09:04

Mitkem Corporation

NYASP Pesticide Quantitation Report

Data file : \\AVOGADRO\ORGANICS\organic\svoa\E4.i\050601F.B\E4C6594F.D  
Lab Smp Id: PIBLKDA Client Smp ID: PIBLKDA  
Inj Date : 02-JUN-2005 05:56  
Operator : SRC: Inst ID: E4.i  
Smp Info : PIBLKDA,PIBLKDA,,clp.sub,,  
Misc Info : 3,,INSTBLANK,1,,  
Comment :  
Method : \\AVOGADRO\ORGANICS\organic\svoa\E4.i\050601F.B\clp-1262e4f.m  
Meth Date : 07-Jun-2005 11:30 mtl Quant Type: ESTD  
Cal Date : 01-JUN-2005 23:54 Cal File: E4C6584F.D  
Als bottle: 100 QC Sample: INSTBLANK  
Dil Factor: 1.00000  
Integrator: Falcon Compound Sublist: clp.sub  
Subtraction File: \\AVOGADRO\ORGANICS  
Target Version: 4.03 Sample Matrix: WATER

Concentration Formula:  $\text{Amt} * \text{DF} * \text{Uf} * \text{Vt} / (\text{Vo} * \text{Vi})$

Name	Value	Description
DF	1.000	Dilution Factor
Uf	1.000	Correction factor
Vt	10000.000	Volume of final extract (uL)
Vo	1000.000	Volume of sample extracted (mL)
Vi	1.000	Volume injected (uL)

CONCENTRATIONS						
			ON-COL	FINAL		
RT	EXP RT	DLT RT	RESPONSE ( ng)	( ug/L)	TARGET RANGE	RATIO
==	=====	=====	=====	=====	=====	=====
\$ 1	Tetrachloro-m-xylene		CAS #: 877-09-8			
7.06	7.06	0.000	1158256 0.02304	0.23		
-----						
\$ 2	Decachlorobiphenyl		CAS #: 2051-24-3			
24.5	24.5	0.000	1209678 0.02323	0.23		
-----						

sz 06/09/05

Data File: E4C6594R.D  
Report Date: 09-Jun-2005 09:04

Mitkem Corporation

NYASP Pesticide Quantitation Report

Data file : \\AVOGADRO\ORGANICS\organic\svoa\E4.i\050601R.B\E4C6594R.D  
Lab Smp Id: PIBLKDA Client Smp ID: PIBLKDA  
Inj Date : 02-JUN-2005 05:56  
Operator : SRC: Inst ID: E4.i  
Smp Info : PIBLKDA,PIBLKDA,,clp.sub,,  
Misc Info : 3,,INSTBLANK,1,,  
Comment :  
Method : \\AVOGADRO\ORGANICS\organic\svoa\E4.i\050601R.B\clp1262-e4r.m  
Meth Date : 07-Jun-2005 11:28 mtl Quant Type: ESTD  
Cal Date : 01-JUN-2005 23:54 Cal File: E4C6584R.D  
Als bottle: 100 QC Sample: INSTBLANK  
Dil Factor: 1.00000  
Integrator: Falcon Compound Sublist: clp.sub  
Subtraction File: \\AVOGADRO\ORGANICS  
Target Version: 4.03 Sample Matrix: WATER  
Processing Host: TARGET9

Concentration Formula:  $\text{Amt} * \text{DF} * \text{Uf} * \text{Vt} / (\text{Vo} * \text{Vi})$

Name	Value	Description
DF	1.000	Dilution Factor
Uf	1.000	Correction factor
Vt	10000.000	Volume of final extract (uL)
Vo	1000.000	Volume of sample extracted (mL)
Vi	1.000	Volume injected (uL)

CONCENTRATIONS							
		ON-COL	FINAL				
RT	EXP RT	DLT RT	RT	RESPONSE ( ng)	( ug/L)	TARGET RANGE	RATIO
==	=====	=====	=====	=====	=====	=====	=====
\$ 1	Tetrachloro-m-xylene			CAS #: 877-09-8			
9.92	9.92	0.000		222366 0.02268	0.23		
-----							
\$ 2	Decachlorobiphenyl			CAS #: 2051-24-3			
27.9	27.9	0.000		181930 0.02227	0.22		
-----							

SL 06/09/05

1E  
PESTICIDE ORGANICS ANALYSIS DATA SHEET

EPA SAMPLE NO.

PIBLKDB

Lab Name: MITKEM CORPORATION Contract: \_\_\_\_\_

Lab Code: MITKEM Case No.: \_\_\_\_\_ SAS No.: \_\_\_\_\_ SDG No.: MD0618

Matrix: (soil/water) WATER Lab Sample ID: PIBLKDB

Sample wt/vol: 1000 (g/mL) ML Lab File ID: E4C6607F

% Moisture: \_\_\_\_\_ Decanted: (Y/N) \_\_\_\_\_ Date Received: \_\_\_\_\_

Extraction: (Type) \_\_\_\_\_ Date Extracted: \_\_\_\_\_

Concentrated Extract Volume: 10000 (uL) Date Analyzed: 06/02/05

Injection Volume: 1.0 (uL) Dilution Factor: 1.0

GPC Cleanup: (Y/N) N pH: \_\_\_\_\_ Sulfur Cleanup: (Y/N) N

CONCENTRATION UNITS:  
(ug/L or ug/Kg) UG/L Q

CAS NO.	COMPOUND		
319-84-6	alpha-BHC	0.050	U
319-85-7	beta-BHC	0.050	U
319-86-8	delta-BHC	0.050	U
58-89-9	gamma-BHC (Lindane)	0.050	U
76-44-8	Heptachlor	0.050	U
309-00-2	Aldrin	0.050	U
1024-57-3	Heptachlor epoxide	0.050	U
959-98-8	Endosulfan I	0.050	U
60-57-1	Dieldrin	0.10	U
72-55-9	4,4'-DDE	0.10	U
72-20-8	Endrin	0.10	U
33213-65-9	Endosulfan II	0.10	U
72-54-8	4,4'-DDD	0.10	U
1031-07-8	Endosulfan sulfate	0.10	U
50-29-3	4,4'-DDT	0.10	U
72-43-5	Methoxychlor	0.50	U
53494-70-5	Endrin ketone	0.10	U
7421-93-4	Endrin aldehyde	0.10	U
5103-71-9	alpha-Chlordane	0.050	U
5103-74-2	gamma-Chlordane	0.050	U
8001-35-2	Toxaphene	5.0	U
12674-11-2	Aroclor-1016	1.0	U
11104-28-2	Aroclor-1221	2.0	U
11141-16-5	Aroclor-1232	1.0	U
53469-21-9	Aroclor-1242	1.0	U
12672-29-6	Aroclor-1248	1.0	U
11097-69-1	Aroclor-1254	1.0	U
11096-82-5	Aroclor-1260	1.0	U

1E  
PESTICIDE ORGANICS ANALYSIS DATA SHEET

EPA SAMPLE NO.

PIBLKDB

Lab Name: MITKEM CORPORATION Contract: \_\_\_\_\_

Lab Code: MITKEM Case No.: \_\_\_\_\_ SAS No.: \_\_\_\_\_ SDG No.: MD0618

Matrix: (soil/water) WATER Lab Sample ID: PIBLKDB

Sample wt/vol: 1000 (g/mL) ML Lab File ID: E4C6607R

% Moisture: \_\_\_\_\_ Decanted: (Y/N) \_\_\_\_\_ Date Received: \_\_\_\_\_

Extraction: (Type) \_\_\_\_\_ Date Extracted: \_\_\_\_\_

Concentrated Extract Volume: 10000 (uL) Date Analyzed: 06/02/05

Injection Volume: 1.0 (uL) Dilution Factor: 1.0

GPC Cleanup: (Y/N) N pH: \_\_\_\_\_ Sulfur Cleanup: (Y/N) N

CONCENTRATION UNITS:  
(ug/L or ug/Kg) UG/L Q

CAS NO.	COMPOUND		
319-84-6	alpha-BHC	0.050	U
319-85-7	beta-BHC	0.050	U
319-86-8	delta-BHC	0.050	U
58-89-9	gamma-BHC (Lindane)	0.050	U
76-44-8	Heptachlor	0.050	U
309-00-2	Aldrin	0.050	U
1024-57-3	Heptachlor epoxide	0.050	U
959-98-8	Endosulfan I	0.050	U
60-57-1	Dieldrin	0.10	U
72-55-9	4,4'-DDE	0.10	U
72-20-8	Endrin	0.10	U
33213-65-9	Endosulfan II	0.10	U
72-54-8	4,4'-DDD	0.10	U
1031-07-8	Endosulfan sulfate	0.10	U
50-29-3	4,4'-DDT	0.10	U
72-43-5	Me		

Data File: \\AVOCADRO\ORGANICS\svoa\E4.i\050601F.B\E4C6607F.D

Date : 02-JUN-2005 17:04

Client ID: PIBLKDB

Sample Info: PIBLKDB,PIBLKDB,,olp.sub,,

Volume Injected (ul): 1.0

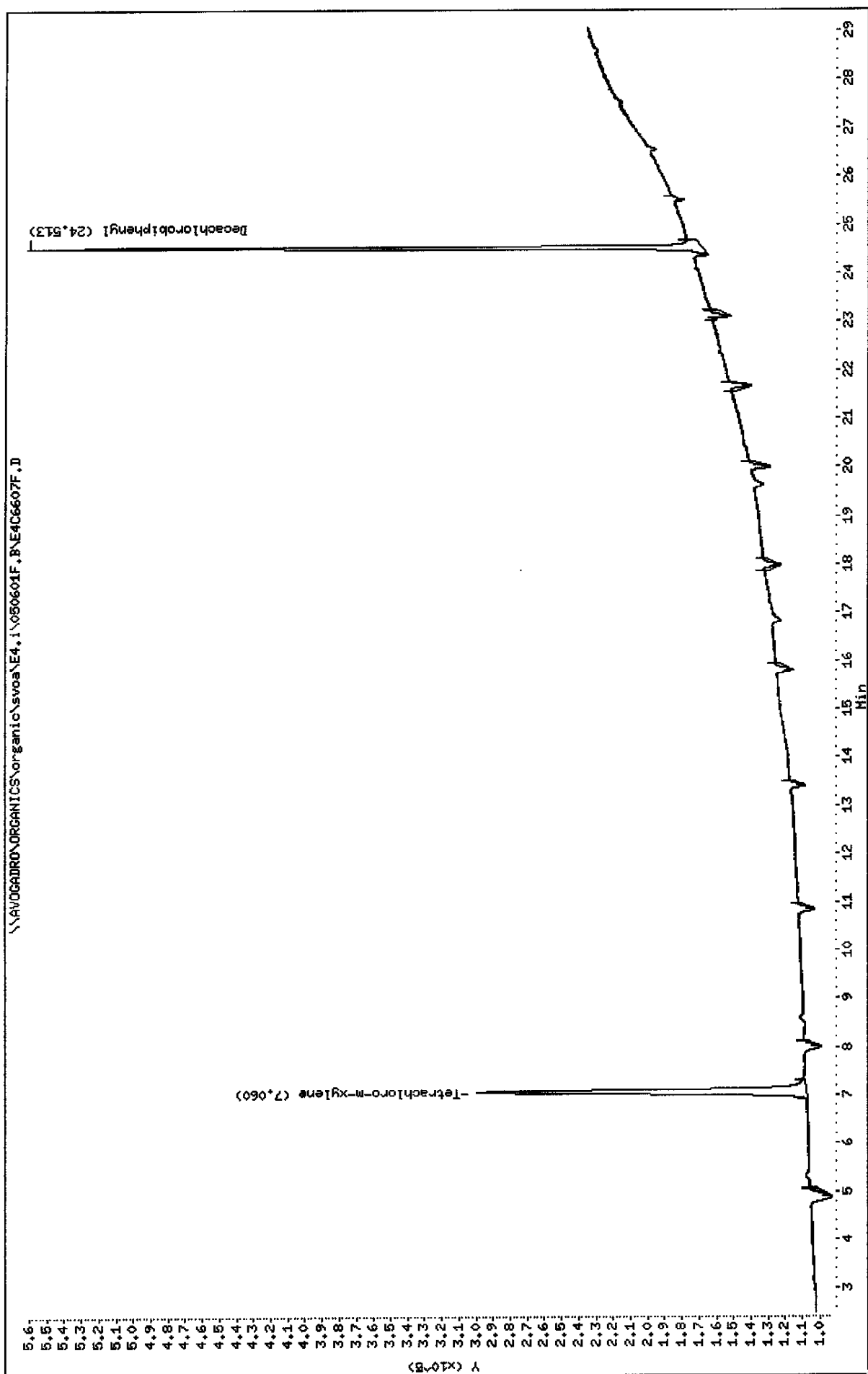
Column phase: CLPPest

Instrument: E4.i

Operator: SRC

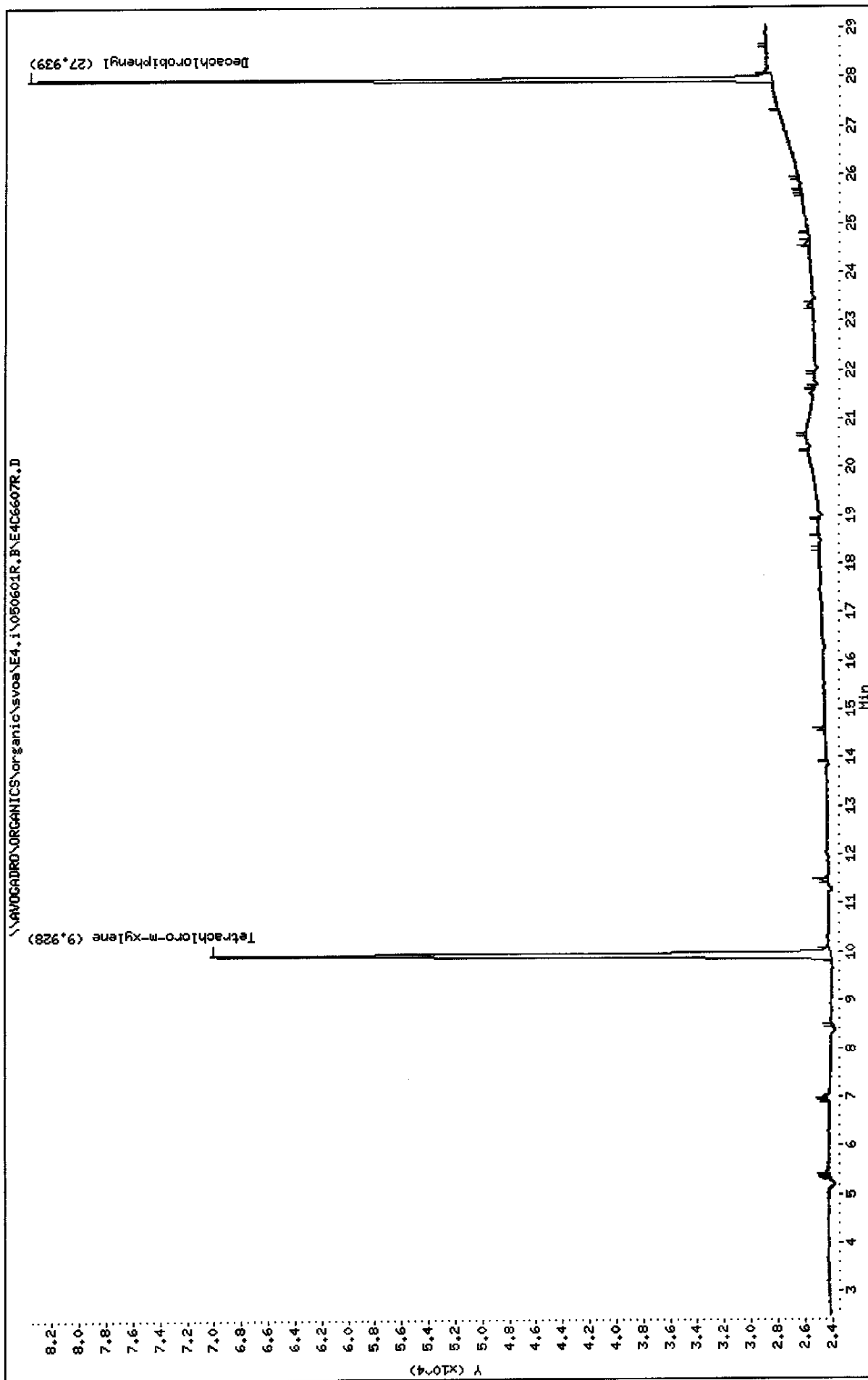
Column diameter: 0.53

\\AVOCADRO\ORGANICS\svoa\E4.i\050601F.B\E4C6607F.D



Data File: \\AVOCARDRO\ORGANICS\organic\svoa\E4.i\050601R.B\E4C6607R.D  
Date : 02-JUN-2005 17:04  
Client ID: PIBLKDB  
Sample Info: PIBLKDB,PIBLKDB,,clp.sub,,  
Volume Injected (uL): 1.0  
Column phase: CLPPESTII

Instrument: E4.i  
Operator: SRC;  
Column diameter: 0.53



Data File: E4C6607F.D  
Report Date: 09-Jun-2005 09:04

Mitkem Corporation

NYASP Pesticide Quantitation Report

Data file : \\AVOGADRO\ORGANICS\organic\svoa\E4.i\050601F.B\E4C6607F.D  
Lab Smp Id: PIBLKDB Client Smp ID: PIBLKDB  
Inj Date : 02-JUN-2005 17:04  
Operator : SRC: Inst ID: E4.i  
Smp Info : PIBLKDB,PIBLKDB,,clp.sub,,  
Misc Info :  
Comment :  
Method : \\AVOGADRO\ORGANICS\organic\svoa\E4.i\050601F.B\clp-1262e4f.m  
Meth Date : 07-Jun-2005 11:30 mtl Quant Type: ESTD  
Cal Date : 01-JUN-2005 23:54 Cal File: E4C6584F.D  
Als bottle: 100 QC Sample: INSTBLANK  
Dil Factor: 1.00000  
Integrator: Falcon Compound Sublist: clp.sub  
Subtraction File: \\AVOGADRO\ORGANICS  
Target Version: 4.03 Sample Matrix: WATER

Concentration Formula:  $\text{Amt} * \text{DF} * \text{Uf} * \text{Vt} / (\text{Vo} * \text{Vi})$

Name	Value	Description
DF	1.000	Dilution Factor
Uf	1.000	Correction factor
Vt	10000.000	Volume of final extract (uL)
Vo	1000.000	Volume of sample extracted (mL)
Vi	1.000	Volume injected (uL)

CONCENTRATIONS

RT	EXP RT	DLT RT	ON-COL	FINAL	RESPONSE ( ng)	( ug/L)	TARGET RANGE	RATIO
\$ 1								
7.06	7.06	0.000			1207925	0.02403		0.24
\$ 2								
24.5	24.5	0.000			1324496	0.02544		0.25

52-06/09/05

Data File: E4C6607R.D  
Report Date: 09-Jun-2005 09:05

Mitkem Corporation

NYASP Pesticide Quantitation Report

Data file : \\AVOGADRO\ORGANICS\organic\svoa\E4.i\050601R.B\E4C6607R.D  
Lab Smp Id: PIBLKDB Client Smp ID: PIBLKDB  
Inj Date : 02-JUN-2005 17:04  
Operator : SRC: Inst ID: E4.i  
Smp Info : PIBLKDB,PIBLKDB,,clp.sub,,  
Misc Info :  
Comment :  
Method : \\AVOGADRO\ORGANICS\organic\svoa\E4.i\050601R.B\clp1262-e4r.m  
Meth Date : 07-Jun-2005 11:28 mtl Quant Type: ESTD  
Cal Date : 01-JUN-2005 23:54 Cal File: E4C6584R.D  
Als bottle: 100 QC Sample: INSTBLANK  
Dil Factor: 1.00000  
Integrator: Falcon Compound Sublist: clp.sub  
Subtraction File: \\AVOGADRO\ORGANICS  
Target Version: 4.03 Sample Matrix: WATER  
Processing Host: TARGET9

Concentration Formula:  $\text{Amt} * \text{DF} * \text{Uf} * \text{Vt} / (\text{Vo} * \text{Vi})$

Name	Value	Description
DF	1.000	Dilution Factor
Uf	1.000	Correction factor
Vt	10000.000	Volume of final extract (uL)
Vo	1000.000	Volume of sample extracted (mL)
Vi	1.000	Volume injected (uL)

CONCENTRATIONS						
			ON-COL	FINAL		
RT	EXP RT	DLT RT	RESPONSE ( ng)	( ug/L)	TARGET RANGE	RATIO
==	=====	=====	=====	=====	=====	=====
\$ 1	Tetrachloro-m-xylene		CAS #: 877-09-8			
9.93	9.92	0.010	229375	0.02339	0.23	
-----						
\$ 2	Decachlorobiphenyl		CAS #: 2051-24-3			
27.9	27.9	0.000	189664	0.02322	0.23	
-----						

5206/09/05



1E  
PESTICIDE ORGANICS ANALYSIS DATA SHEET

EPA SAMPLE NO.

P4BLCS

Lab Name: MITKEM CORPORATION Contract: \_\_\_\_\_

Lab Code: MITKEM Case No.: \_\_\_\_\_ SAS No.: \_\_\_\_\_ SDG No.: MD0618

Matrix: (soil/water) WATER Lab Sample ID: LCS-18317

Sample wt/vol: 1000 (g/mL) ML Lab File ID: E4C6600F

% Moisture: \_\_\_\_\_ Decanted: (Y/N) \_\_\_\_\_ Date Received: \_\_\_\_\_

Extraction: (Type) SEPF Date Extracted: 05/31/05

Concentrated Extract Volume: 10000 (uL) Date Analyzed: 06/02/05

Injection Volume: 1.0 (uL) Dilution Factor: 1.0

GPC Cleanup: (Y/N) N pH: \_\_\_\_\_ Sulfur Cleanup: (Y/N) Y

CONCENTRATION UNITS:  
(ug/L or ug/Kg) UG/L Q

CAS NO.	COMPOUND		
319-84-6	alpha-BHC	0.050	U
319-85-7	beta-BHC	0.050	U
319-86-8	delta-BHC	0.050	U
58-89-9	gamma-BHC (Lindane)	0.41	
76-44-8	Heptachlor	0.47	
309-00-2	Aldrin	0.48	
1024-57-3	Heptachlor epoxide	0.050	U
959-98-8	Endosulfan I	0.050	U
60-57-1	Dieldrin	0.89	
72-55-9	4,4'-DDE	0.10	U
72-20-8	Endrin	0.99	
33213-65-9	Endosulfan II	0.10	U
72-54-8	4,4'-DDD	0.10	U
1031-07-8	Endosulfan sulfate	0.10	U
50-29-3	4,4'-DDT	0.87	
72-43-5	Methoxychlor	0.50	U
53494-70-5	Endrin ketone	0.10	U
7421-93-4	Endrin aldehyde	0.10	U
5103-71-9	alpha-Chlordane	0.050	U
5103-74-2	gamma-Chlordane	0.050	U
8001-35-2	Toxaphene	5.0	U
12674-11-2	Aroclor-1016	1.0	U
11104-28-2	Aroclor-1221	2.0	U
11141-16-5	Aroclor-1232	1.0	U
53469-21-9	Aroclor-1242	1.0	U
12672-29-6	Aroclor-1248	1.0	U
11097-69-1	Aroclor-1254	1.0	U
11096-82-5	Aroclor-1260	1.0	U

Data File: \\AVOCADRO\ORGANICS\organic\svoa\E4.i\050601F.B\E4C6600F.D

Date : 02-JUN-2005 12:50

Client ID: P4BLCS

Sample Info: LCS-18317,P4BLCS,18317.clp.sub,,


Volume Injected (uL): 1.0

Column phase: CLPPest

Instrument: E4.i

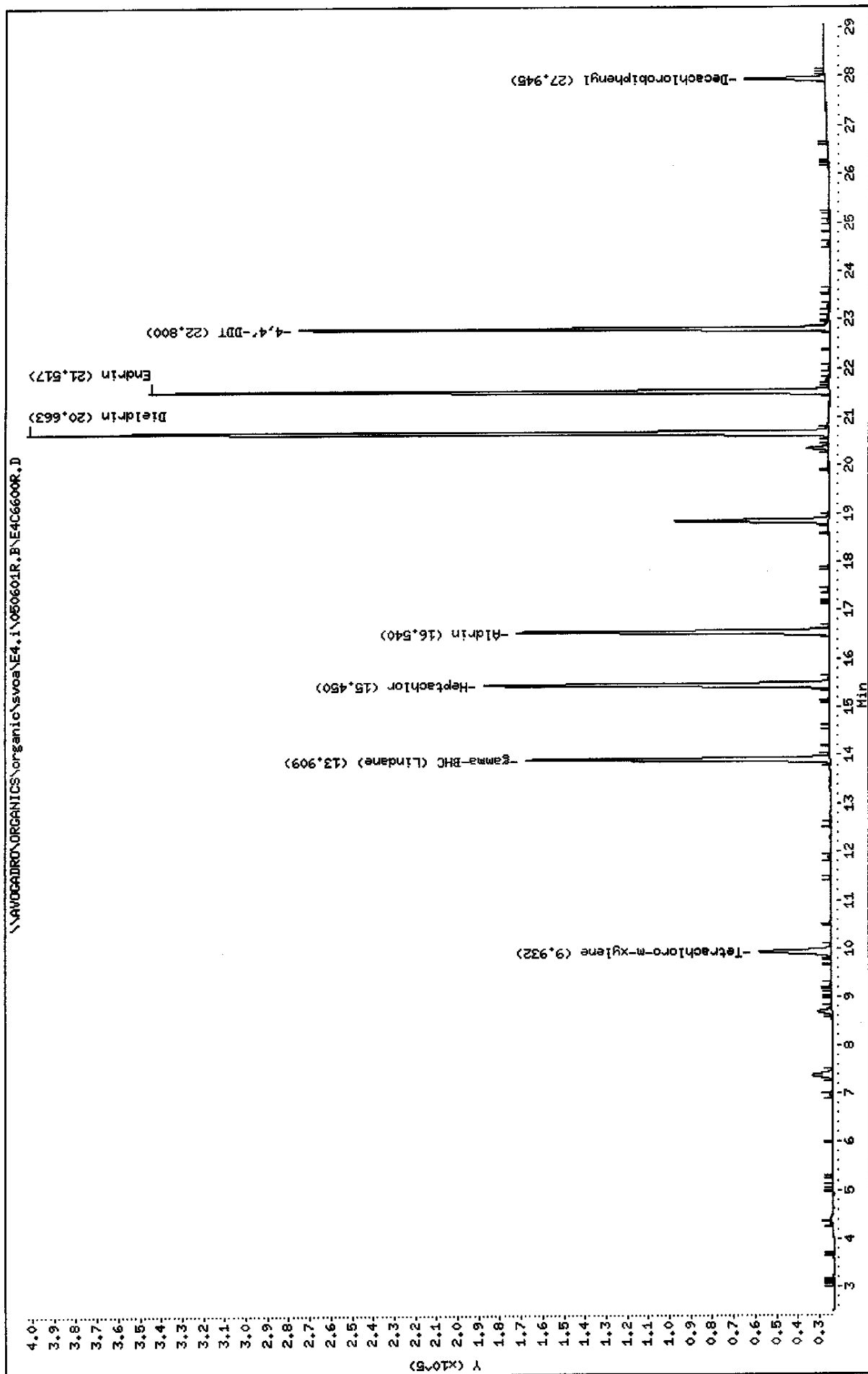
Operator: SRC: LIMS

Column diameter: 0.53



Data File: \\AVOGADRO\ORGANICS\organic\svoa\E4.i\050601R.B\E4C6600R.D  
 Date : 02-JUN-2005 12:50  
 Client ID: P4BLCS  
 Sample Info: LCS-18317,P4BLCS,18317.clp.sub,,  
 Volume Injected (uL): 1.0  
 Column phase: CLPPESTII

Instrument: E4.i  
 Operator: SRC: LIMS  
 Column diameter: 0.53



Data File: E4C6600F.D  
Report Date: 09-Jun-2005 10:58

Mitkem Corporation

NYASP Pesticide Quantitation Report

Data file : \\AVOGADRO\ORGANICS\organic\svoa\E4.i\050601F.B\E4C6600F.D  
Lab Smp Id: LCS-18317 Client Smp ID: P4BLCS  
Inj Date : 02-JUN-2005 12:50  
Operator : SRC: LIMS Inst ID: E4.i  
Smp Info : LCS-18317,P4BLCS,18317,clp.sub,,  
Misc Info :  
Comment :  
Method : \\AVOGADRO\ORGANICS\organic\svoa\E4.i\050601F.B\clp-1262e4f.m  
Meth Date : 07-Jun-2005 11:30 mtl Quant Type: ESTD  
Cal Date : 01-JUN-2005 23:54 Cal File: E4C6584F.D  
Als bottle: 28 QC Sample: LCS  
Dil Factor: 1.00000  
Integrator: Falcon Compound Sublist: clp.sub  
Subtraction File: \\AVOGADRO\ORGANICS  
Target Version: 4.03 Sample Matrix: WATER  
Processing Host: TARGET9

Concentration Formula:  $\text{Amt} * \text{DF} * \text{Uf} * \text{Vt} / (\text{Vo} * \text{Vi})$

Name	Value	Description
DF	1.000	Dilution Factor
Uf	1.000	Correction factor
Vt	10000.000	Volume of final extract (uL)
Vo	1000.000	Volume of sample extracted (mL)
Vi	1.000	Volume injected (uL)

CONCENTRATIONS						
			ON-COL	FINAL		
RT	EXP RT	DLT RT	RESPONSE ( ng)	( ug/L)	TARGET RANGE	RATIO
==	=====	=====	=====	=====	=====	=====
\$ 1	Tetrachloro-m-xylene		CAS #: 877-09-8			
7.06	7.06	0.000	879939 0.01750	0.18		
\$ 2	Decachlorobiphenyl		CAS #: 2051-24-3			
24.5	24.5	0.000	764398 0.01468	0.15		
4	gamma-BHC (Lindane)		CAS #: 58-89-9			
10.5	10.5	0.000	3228867 0.04197	0.42		
5	Heptachlor		CAS #: 76-44-8			
12.1	12.1	0.000	3589009 0.04732	0.47		

52 06/09/05

Data File: E4C6600F.D  
Report Date: 09-Jun-2005 10:58

CONCENTRATIONS							
RT	EXP RT	DLT RT	RESPONSE (	ng)	( ug/L)	TARGET RANGE	RATIO
==	=====	=====	=====	=====	=====	=====	=====
6 Aldrin			CAS #: 309-00-2				
13.1	13.1	0.000	3633730	0.04756	0.48		
-----							
14 Dieldrin			CAS #: 60-57-1				
17.2	17.2	0.000	6740870	0.08925	0.89		
-----							
15 Endrin			CAS #: 72-20-8				
17.9	17.9	0.000	6163555	0.09894	0.99		
-----							
18 4,4'-DDT			CAS #: 50-29-3				
19.3	19.3	0.000	4602301	0.08728	0.87		
-----							

Data File: E4C6600R.D  
Report Date: 09-Jun-2005 10:59

Mitkem Corporation

NYASP Pesticide Quantitation Report

Data file : \\AVOGADRO\ORGANICS\organic\svoa\E4.i\050601R.B\E4C6600R.D  
Lab Smp Id: LCS-18317 Client Smp ID: P4BLCS  
Inj Date : 02-JUN-2005 12:50  
Operator : SRC: LIMS Inst ID: E4.i  
Smp Info : LCS-18317,P4BLCS,18317,clp.sub,,  
Misc Info :  
Comment :  
Method : \\AVOGADRO\ORGANICS\organic\svoa\E4.i\050601R.B\clp1262-e4r.m  
Meth Date : 07-Jun-2005 11:28 mtl Quant Type: ESTD  
Cal Date : 01-JUN-2005 23:54 Cal File: E4C6584R.D  
Als bottle: 28 QC Sample: LCS  
Dil Factor: 1.00000  
Integrator: Falcon Compound Sublist: clp.sub  
Subtraction File: \\AVOGADRO\ORGANICS  
Target Version: 4.03 Sample Matrix: WATER  
Processing Host: TARGET9

Concentration Formula:  $\text{Amt} * \text{DF} * \text{Uf} * \text{Vt} / (\text{Vo} * \text{Vi})$

Name	Value	Description
DF	1.000	Dilution Factor
Uf	1.000	Correction factor
Vt	10000.000	Volume of final extract (uL)
Vo	1000.000	Volume of sample extracted (mL)
Vi	1.000	Volume injected (uL)

CONCENTRATIONS						
			ON-COL	FINAL		
RT	EXP RT	DLT RT	RESPONSE ( ng)	( ug/L)	TARGET RANGE	RATIO
==	=====	=====	=====	=====	=====	=====
\$ 1 Tetrachloro-m-xylene CAS #: 877-09-8						
9.93	9.92	0.010	177019 0.01805	0.18		
-----						
\$ 2 Decachlorobiphenyl CAS #: 2051-24-3						
27.9	27.9	0.000	123520 0.01512	0.15		
-----						
4 gamma-BHC (Lindane) CAS #: 58-89-9						
13.9	13.9	0.000	550593 0.04144	0.41		
-----						
5 Heptachlor CAS #: 76-44-8						
15.5	15.4	0.100	654020 0.04685	0.47		
-----						

sz 06/09/05

Data File: E4C6600R.D  
 Report Date: 09-Jun-2005 10:59

CONCENTRATIONS						
RT	EXP RT	DLT RT	RESPONSE (	ng)	( ug/L)	TARGET RANGE
==	=====	=====	=====	=====	=====	=====
6 Aldrin			CAS #: 309-00-2			
16.5	16.5	0.000	577390	0.04806	0.48	
-----						
14 Dieldrin			CAS #: 60-57-1			
20.7	20.7	0.000	1262329	0.09655	0.97	
-----						
15 Endrin			CAS #: 72-20-8			
21.5	21.5	0.000	1021727	0.10645	1.1	
-----						
18 4,4'-DDT			CAS #: 50-29-3			
22.8	22.8	0.000	755150	0.09048	0.90	
-----						

1E  
PESTICIDE ORGANICS ANALYSIS DATA SHEET

EPA SAMPLE NO.

MW-01MS

Lab Name: MITKEM CORPORATION Contract: \_\_\_\_\_

Lab Code: MITKEM Case No.: \_\_\_\_\_ SAS No.: \_\_\_\_\_ SDG No.: MD0618

Matrix: (soil/water) WATER Lab Sample ID: D0618-01BMS

Sample wt/vol: 1000 (g/mL) ML Lab File ID: E4C6605F

% Moisture: \_\_\_\_\_ Decanted: (Y/N) \_\_\_\_\_ Date Received: 05/27/05

Extraction: (Type) SEPF Date Extracted: 05/31/05

Concentrated Extract Volume: 10000 (uL) Date Analyzed: 06/02/05

Injection Volume: 1.0 (uL) Dilution Factor: 1.0

GPC Cleanup: (Y/N) N pH: \_\_\_\_\_ Sulfur Cleanup: (Y/N) Y


CONCENTRATION UNITS:  
(ug/L or ug/Kg) UG/L Q

CAS NO.	COMPOUND		
319-84-6	alpha-BHC	0.050	U
319-85-7	beta-BHC	0.050	U
319-86-8	delta-BHC	0.050	U
58-89-9	gamma-BHC (Lindane)	0.43	
76-44-8	Heptachlor	0.48	
309-00-2	Aldrin	0.48	
1024-57-3	Heptachlor epoxide	0.050	U
959-98-8	Endosulfan I	0.050	U
60-57-1	Dieldrin	0.93	
72-55-9	4,4'-DDE	0.10	U
72-20-8	Endrin	1.0	
33213-65-9	Endosulfan II	0.10	U
72-54-8	4,4'-DDD	0.10	U
1031-07-8	Endosulfan sulfate	0.10	U
50-29-3	4,4'-DDT	0.91	
72-43-5	Methoxychlor	0.50	U
53494-70-5	Endrin ketone	0.10	U
7421-93-4	Endrin aldehyde	0.10	U
5103-71-9	alpha-Chlordane	0.050	U
5103-74-2	gamma-Chlordane	0.050	U
8001-35-2	Toxaphene	5.0	U
12674-11-2	Aroclor-1016	1.0	U
11104-28-2	Aroclor-1221	2.0	U
11141-16-5	Aroclor-1232	1.0	U
53469-21-9	Aroclor-1242	1.0	U
12672-29-6	Aroclor-1248	1.0	U
11097-69-1	Aroclor-1254	1.0	U
11096-82-5	Aroclor-1260	1.0	U



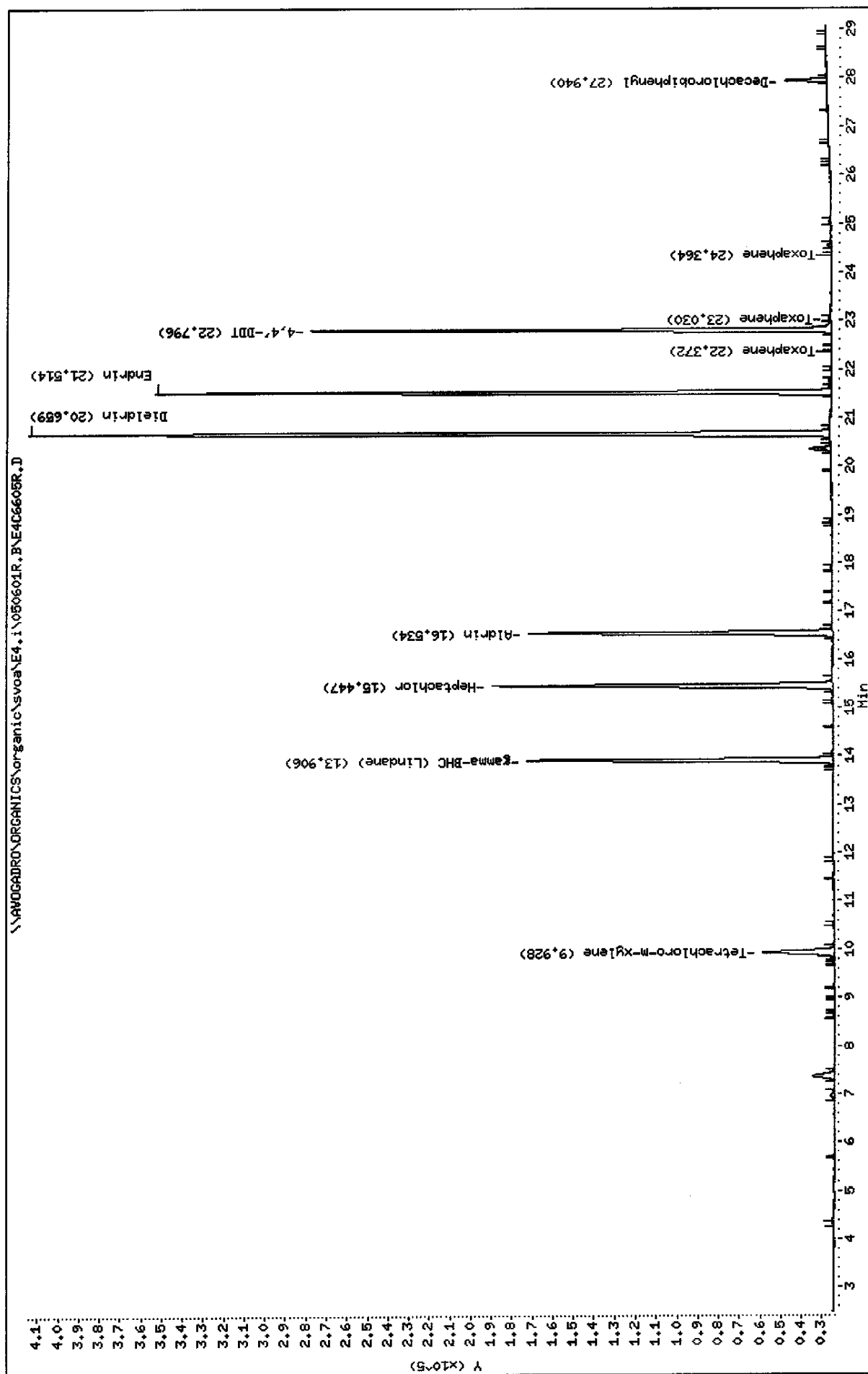
Data File: \\NAVOGRADRON\ORGANICS\organic\svoa\E4.i\050601F.B\E4C6605F.D  
 Date : 02-JUN-2005 15:52  
 Client ID: MW-01MS  
 Sample Info: D0648-01BMS,,18317,olp.sub,,  
 Volume Injected (uL): 1.0  
 Column phase: CLPPest

Instrument: E4.i  
 Operator: SRC: LIMS  
 Column diameter: 0.53



Data File: \\AVOCADRON\ORGANICS\organic\svoa\E4.i\050601R.BVE4C6605R.D  
 Date : 02-JUN-2005 15:52  
 Client ID: MW-01MS  
 Sample Info: D0618-01BMS,,18317.clp.sub,,  
 Volume Injected (uL): 1.0  
 Column Phase: CLPPESTII

Instrument: E4.i  
 Operator: SRC: LIHS  
 Column diameter: 0.53



Data File: E4C6605F.D  
Report Date: 09-Jun-2005 10:59

Mitkem Corporation

NYASP Pesticide Quantitation Report

Data file : \\AVOGADRO\ORGANICS\organic\svoa\E4.i\050601F.B\E4C6605F.D  
Lab Smp Id: D0618-01BMS Client Smp ID: MW-01MS  
Inj Date : 02-JUN-2005 15:52  
Operator : SRC: LIMS Inst ID: E4.i  
Smp Info : D0618-01BMS,,18317,clp.sub,,  
Misc Info :  
Comment :  
Method : \\AVOGADRO\ORGANICS\organic\svoa\E4.i\050601F.B\clp-1262e4f.m  
Meth Date : 07-Jun-2005 11:30 mtl Quant Type: ESTD  
Cal Date : 01-JUN-2005 23:54 Cal File: E4C6584F.D  
Als bottle: 33 QC Sample: MS  
Dil Factor: 1.00000  
Integrator: Falcon Compound Sublist: clp.sub  
Subtraction File: \\AVOGADRO\ORGANICS  
Target Version: 4.03 Sample Matrix: WATER  
Processing Host: TARGET9

Concentration Formula:  $\text{Amt} * \text{DF} * \text{Uf} * \text{Vt} / (\text{Vo} * \text{Vi})$

Name	Value	Description
DF	1.000	Dilution Factor
Uf	1.000	Correction factor
Vt	10000.000	Volume of final extract (uL)
Vo	1000.000	Volume of sample extracted (mL)
Vi	1.000	Volume injected (uL)

CONCENTRATIONS						
RT	EXP RT	DLT RT	ON-COL	FINAL	TARGET RANGE	RATIO
			RESPONSE ( ng)	( ug/L)		
==	=====		=====	=====	=====	=====
\$ 1	Tetrachloro-m-xylene		CAS #: 877-09-8			
7.06	7.06	0.000	900712 0.01792	0.18		
-----						
\$ 2	Decachlorobiphenyl		CAS #: 2051-24-3			
24.5	24.5	0.000	415286 0.00798	0.080		
-----						
4	gamma-BHC (Lindane)		CAS #: 58-89-9			
10.5	10.5	0.000	3370310 0.04381	0.44		
-----						
5	Heptachlor		CAS #: 76-44-8			
12.1	12.1	0.000	3685489 0.04859	0.49		
-----						

SC 06/09/05

Data File: E4C6605F.D  
Report Date: 09-Jun-2005 10:59

CONCENTRATIONS						
			ON-COL	FINAL		
RT	EXP RT	DLT RT	RESPONSE (	ng)	( ug/L)	TARGET RANGE
==	=====	=====	=====	=====	=====	=====
6 Aldrin			CAS #: 309-00-2			
13.1	13.1	0.000	3632147	0.04754	0.48	
-----						
14 Dieldrin			CAS #: 60-57-1			
17.2	17.2	0.000	6989373	0.09254	0.93	
-----						
15 Endrin			CAS #: 72-20-8			
17.9	17.9	0.000	6401135	0.10276	1.0	
-----						
18 4,4'-DDT			CAS #: 50-29-3			
19.3	19.3	0.000	4861273	0.09219	0.92	
-----						

Data File: E4C6605R.D  
Report Date: 09-Jun-2005 11:00

Mitkem Corporation

NYASP Pesticide Quantitation Report

Data file : \\AVOGADRO\ORGANICS\organic\svoa\E4.i\050601R.B\E4C6605R.D  
Lab Smp Id: D0618-01BMS Client Smp ID: MW-01MS  
Inj Date : 02-JUN-2005 15:52  
Operator : SRC: LIMS Inst ID: E4.i  
Smp Info : D0618-01BMS,,18317,clp.sub,,  
Misc Info :  
Comment :  
Method : \\AVOGADRO\ORGANICS\organic\svoa\E4.i\050601R.B\clp1262-e4r.m  
Meth Date : 07-Jun-2005 11:28 mtl Quant Type: ESTD  
Cal Date : 01-JUN-2005 23:54 Cal File: E4C6584R.D  
Als bottle: 33 QC Sample: MS  
Dil Factor: 1.00000  
Integrator: Falcon Compound Sublist: clp.sub  
Subtraction File: \\AVOGADRO\ORGANICS  
Target Version: 4.03 Sample Matrix: WATER  
Processing Host: TARGET9

Concentration Formula:  $\text{Amt} * \text{DF} * \text{Uf} * \text{Vt} / (\text{Vo} * \text{Vi})$

Name	Value	Description
DF	1.000	Dilution Factor
Uf	1.000	Correction factor
Vt	10000.000	Volume of final extract (uL)
Vo	1000.000	Volume of sample extracted (mL)
Vi	1.000	Volume injected (uL)

CONCENTRATIONS						
RT	EXP RT	DLT RT	ON-COL	FINAL	TARGET RANGE	RATIO
			RESPONSE ( ng)	( ug/L)		
			=====	=====	=====	=====
\$ 1	Tetrachloro-m-xylene		CAS #: 877-09-8			
9.93	9.92	0.010	176854 0.01804	0.18		
-----						
\$ 2	Decachlorobiphenyl		CAS #: 2051-24-3			
27.9	27.9	0.000	67158 0.00822	0.082		
-----						
4	gamma-BHC (Lindane)		CAS #: 58-89-9			
13.9	13.9	0.000	570132 0.04291	0.43		
-----						
5	Heptachlor		CAS #: 76-44-8			
15.4	15.4	0.000	666633 0.04776	0.48		
-----						

52 06/09/05

Data File: E4C6605R.D  
Report Date: 09-Jun-2005 11:00

CONCENTRATIONS						
RT	EXP RT	DLT RT	ON-COL	FINAL	TARGET RANGE	RATIO
==	=====	=====	RESPONSE (	ng)	( ug/L)	=====
-----						
6 Aldrin			CAS #: 309-00-2			
16.5	16.5	0.000	574459	0.04782	0.48	
-----						
14 Dieldrin			CAS #: 60-57-1			
20.7	20.7	0.000	1300418	0.09947	0.99	
-----						
15 Endrin			CAS #: 72-20-8			
21.5	21.5	0.000	1054099	0.10983	1.1	
-----						
18 4,4'-DDT			CAS #: 50-29-3			
22.8	22.8	0.000	759112	0.09095	0.91	
-----						

1E  
PESTICIDE ORGANICS ANALYSIS DATA SHEET

EPA SAMPLE NO.

MW-01MSD

Lab Name: MITKEM CORPORATION Contract: \_\_\_\_\_

Lab Code: MITKEM Case No.: \_\_\_\_\_ SAS No.: \_\_\_\_\_ SDG No.: MD0618

Matrix: (soil/water) WATER Lab Sample ID: D0618-01BMSD

Sample wt/vol: 1000 (g/mL) ML Lab File ID: E4C6606F

% Moisture: \_\_\_\_\_ Decanted: (Y/N) \_\_\_\_\_ Date Received: 05/27/05

Extraction: (Type) SEPF Date Extracted: 05/31/05

Concentrated Extract Volume: 10000 (uL) Date Analyzed: 06/02/05

Injection Volume: 1.0 (uL) Dilution Factor: 1.0

GPC Cleanup: (Y/N) N pH: \_\_\_\_\_ Sulfur Cleanup: (Y/N) Y

CONCENTRATION UNITS:  
(ug/L or ug/Kg) UG/L Q

CAS NO.	COMPOUND		
319-84-6	alpha-BHC	0.050	U
319-85-7	beta-BHC	0.050	U
319-86-8	delta-BHC	0.050	U
58-89-9	gamma-BHC (Lindane)	0.43	
76-44-8	Heptachlor	0.49	
309-00-2	Aldrin	0.49	
1024-57-3	Heptachlor epoxide	0.050	U
959-98-8	Endosulfan I	0.050	U
60-57-1	Dieldrin	0.93	
72-55-9	4,4'-DDE	0.10	U
72-20-8	Endrin	1.0	
33213-65-9	Endosulfan II	0.10	U
72-54-8	4,4'-DDD	0.10	U
1031-07-8	Endosulfan sulfate	0.10	U
50-29-3	4,4'-DDT	0.93	
72-43-5	Methoxychlor	0.50	U
53494-70-5	Endrin ketone	0.10	U
7421-93-4	Endrin aldehyde	0.10	U
5103-71-9	alpha-Chlordane	0.050	U
5103-74-2	gamma-Chlordane	0.050	U
8001-35-2	Toxaphene	5.0	U
12674-11-2	Aroclor-1016	1.0	U
11104-28-2	Aroclor-1221	2.0	U
11141-16-5	Aroclor-1232	1.0	U
53469-21-9	Aroclor-1242	1.0	U
12672-29-6	Aroclor-1248	1.0	U
11097-69-1	Aroclor-1254	1.0	U
11096-82-5	Aroclor-1260	1.0	U

Data File: \\AVOCADRO\ORGANICS\organic\svoa\E4.i\050601F.B\E4C6606F.D

Date : 02-JUN-2005 16:28

Client ID: MW-01MSD

Sample Info: D0648-01BMSD,,18317,clp,sub,,


Volume Injected (uL): 1.0

Column phase: CLPPest

Instrument: E4.i

Operator: SRC: LIHS

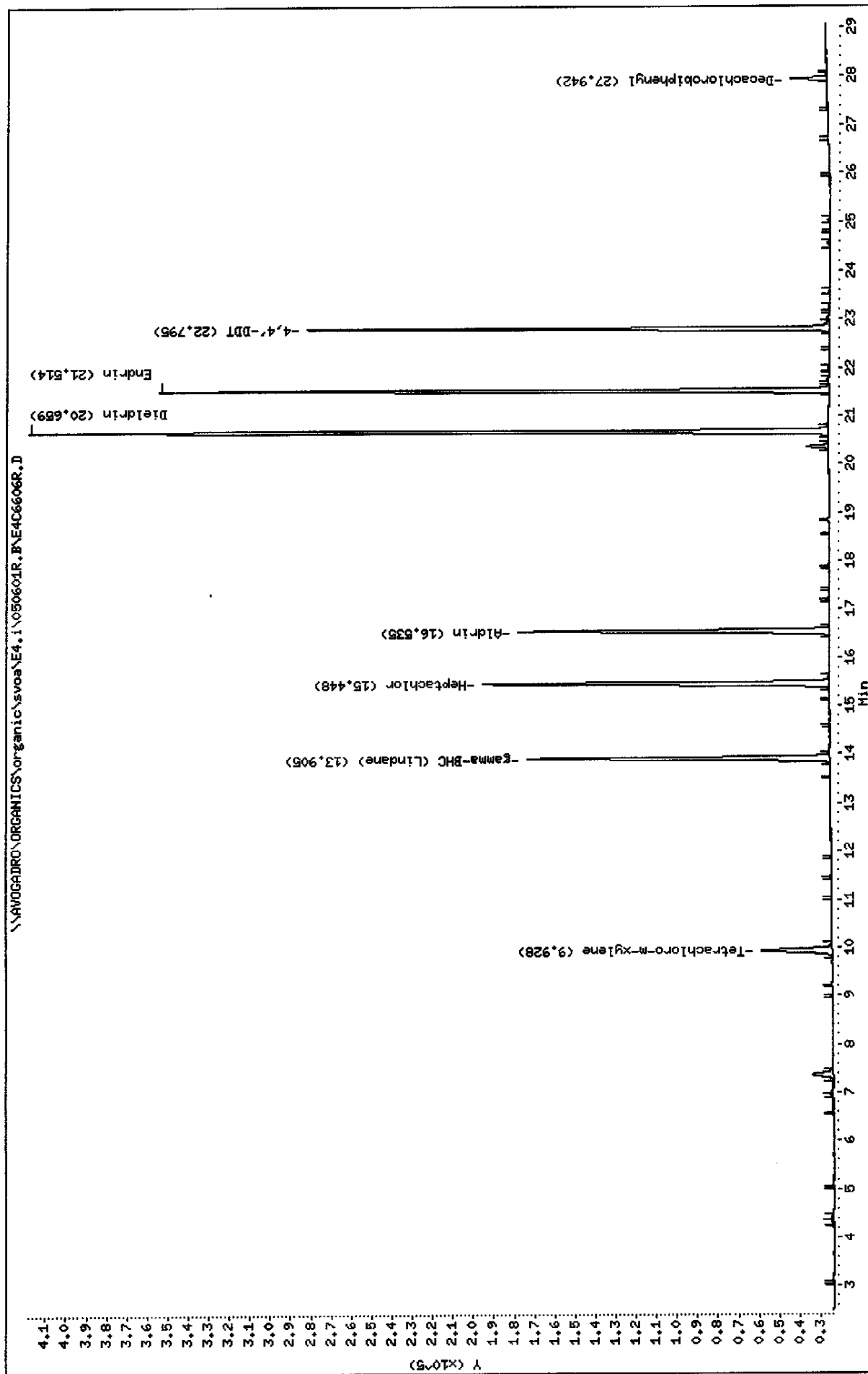
Column diameter: 0.53





Data File: \\AVOCADRO\ORGANICS\organic\svoa\E4.1\080601R.BVE4C6606R.D  
 Date : 02-JUN-2005 16:28  
 Client ID: MW-01MSD  
 Sample Info: D0618-01BMSD,,18317.clp.sub,,  
 Volume Injected (uL): 1.0  
 Column phase: CLPPESTII

Instrument: E4.i  
 Operator: SRC: LIHS  
 Column diameter: 0.53



Data File: E4C6606F.D  
Report Date: 09-Jun-2005 10:59

Mitkem Corporation

NYASP Pesticide Quantitation Report

Data file : \\AVOGADRO\ORGANICS\organic\svoa\E4.i\050601F.B\E4C6606F.D  
Lab Smp Id: D0618-01BMSD Client Smp ID: MW-01MSD  
Inj Date : 02-JUN-2005 16:28  
Operator : SRC: LIMS Inst ID: E4.i  
Smp Info : D0618-01BMSD,,18317,clp.sub,,  
Misc Info :  
Comment :  
Method : \\AVOGADRO\ORGANICS\organic\svoa\E4.i\050601F.B\clp-1262e4f.m  
Meth Date : 07-Jun-2005 11:30 mtl Quant Type: ESTD  
Cal Date : 01-JUN-2005 23:54 Cal File: E4C6584F.D  
Als bottle: 34 QC Sample: MSD  
Dil Factor: 1.00000  
Integrator: Falcon Compound Sublist: clp.sub  
Subtraction File: \\AVOGADRO\ORGANICS  
Target Version: 4.03 Sample Matrix: WATER  
Processing Host: TARGET9

Concentration Formula:  $\text{Amt} * \text{DF} * \text{Uf} * \text{Vt} / (\text{Vo} * \text{Vi})$

Name	Value	Description
DF	1.000	Dilution Factor
Uf	1.000	Correction factor
Vt	10000.000	Volume of final extract (uL)
Vo	1000.000	Volume of sample extracted (mL)
Vi	1.000	Volume injected (uL)

CONCENTRATIONS						
			ON-COL	FINAL		
RT	EXP RT	DLT RT	RESPONSE ( ng)	( ug/L)	TARGET RANGE	RATIO
==	=====	=====	=====	=====	=====	=====
\$ 1	Tetrachloro-m-xylene		CAS #: 877-09-8			
7.06	7.06	0.000	913484 0.01817	0.18		
\$ 2	Decachlorobiphenyl		CAS #: 2051-24-3			
24.5	24.5	0.000	369333 0.00709	0.071		
4	gamma-BHC (Lindane)		CAS #: 58-89-9			
10.5	10.5	0.000	3386961 0.04403	0.44		
5	Heptachlor		CAS #: 76-44-8			
12.1	12.1	0.000	3764195 0.04962	0.50		

sz 06/09/05

Data File: E4C6606F.D  
Report Date: 09-Jun-2005 10:59

CONCENTRATIONS						
RT	EXP RT	DLT RT	ON-COL	FINAL	TARGET RANGE	RATIO
==	=====	=====	RESPONSE ( ng)	( ug/L)	=====	=====
6 Aldrin						
13.1	13.1	0.000	3732296 0.04885	CAS #: 309-00-2 0.49		
-----						
14 Dieldrin						
17.2	17.2	0.000	7016719 0.09290	CAS #: 60-57-1 0.93		
-----						
15 Endrin						
17.9	17.9	0.000	6419394 0.10305	CAS #: 72-20-8 1.0		
-----						
18 4,4'-DDT						
19.3	19.3	0.000	4937332 0.09363	CAS #: 50-29-3 0.94		
-----						

Data File: E4C6606R.D  
Report Date: 09-Jun-2005 11:00

Mitkem Corporation

NYASP Pesticide Quantitation Report

Data file : \\AVOGADRO\ORGANICS\organic\svoa\E4.i\050601R.B\E4C6606R.D  
Lab Smp Id: D0618-01BMSD Client Smp ID: MW-01MSD  
Inj Date : 02-JUN-2005 16:28  
Operator : SRC: LIMS Inst ID: E4.i  
Smp Info : D0618-01BMSD,,18317,clp.sub,,  
Misc Info :  
Comment :  
Method : \\AVOGADRO\ORGANICS\organic\svoa\E4.i\050601R.B\clp1262-e4r.m  
Meth Date : 07-Jun-2005 11:28 mtl Quant Type: ESTD  
Cal Date : 01-JUN-2005 23:54 Cal File: E4C6584R.D  
Als bottle: 34 QC Sample: MSD  
Dil Factor: 1.00000  
Integrator: Falcon Compound Sublist: clp.sub  
Subtraction File: \\AVOGADRO\ORGANICS  
Target Version: 4.03 Sample Matrix: WATER  
Processing Host: TARGET9

Concentration Formula:  $\text{Amt} * \text{DF} * \text{Uf} * \text{Vt} / (\text{Vo} * \text{Vi})$

Name	Value	Description
DF	1.000	Dilution Factor
Uf	1.000	Correction factor
Vt	10000.000	Volume of final extract (uL)
Vo	1000.000	Volume of sample extracted (mL)
Vi	1.000	Volume injected (uL)

		CONCENTRATIONS					
		ON-COL	FINAL				
RT	EXP RT	DLT RT	RT	RESPONSE ( ng)	( ug/L)	TARGET RANGE	RATIO
==	=====	=====		=====	=====	=====	=====
\$	1	Tetrachloro-m-xylene		CAS #: 877-09-8			
9.93	9.92	0.010		180891 0.01845	0.18		
\$	2	Decachlorobiphenyl		CAS #: 2051-24-3			
27.9	27.9	0.000		60986 0.00747	0.075		
	4	gamma-BHC (Lindane)		CAS #: 58-89-9			
13.9	13.9	0.000		572312 0.04307	0.43		
	5	Heptachlor		CAS #: 76-44-8			
15.4	15.4	0.000		681391 0.04881	0.49		

52 06/09/05

Data File: E4C6606R.D  
Report Date: 09-Jun-2005 11:00

CONCENTRATIONS						
RT	EXP RT	DLT RT	ON-COL	FINAL	TARGET RANGE	RATIO
==	=====	=====	RESPONSE ( ng)	( ug/L)	=====	=====
6 Aldrin						
			CAS #: 309-00-2			
16.5	16.5	0.000	593287 0.04938	0.49		
-----						
14 Dieldrin						
			CAS #: 60-57-1			
20.7	20.7	0.000	1305565 0.09986	1.00		
-----						
15 Endrin						
			CAS #: 72-20-8			
21.5	21.5	0.000	1054875 0.10991	1.1		
-----						
18 4,4'-DDT						
			CAS #: 50-29-3			
22.8	22.8	0.000	773068 0.09262	0.93		
-----						

Data File: \\AVOCADRO\ORGANICS\organic\svoc\FLORISIL\AMFLX-4B\E1E8519F.D

Date : 05-JAN-2005 14:37

Client ID: AMFLX-4B

Sample Info: AMFLX-4B, , , , ,

Volume Injected (uL): 1.0

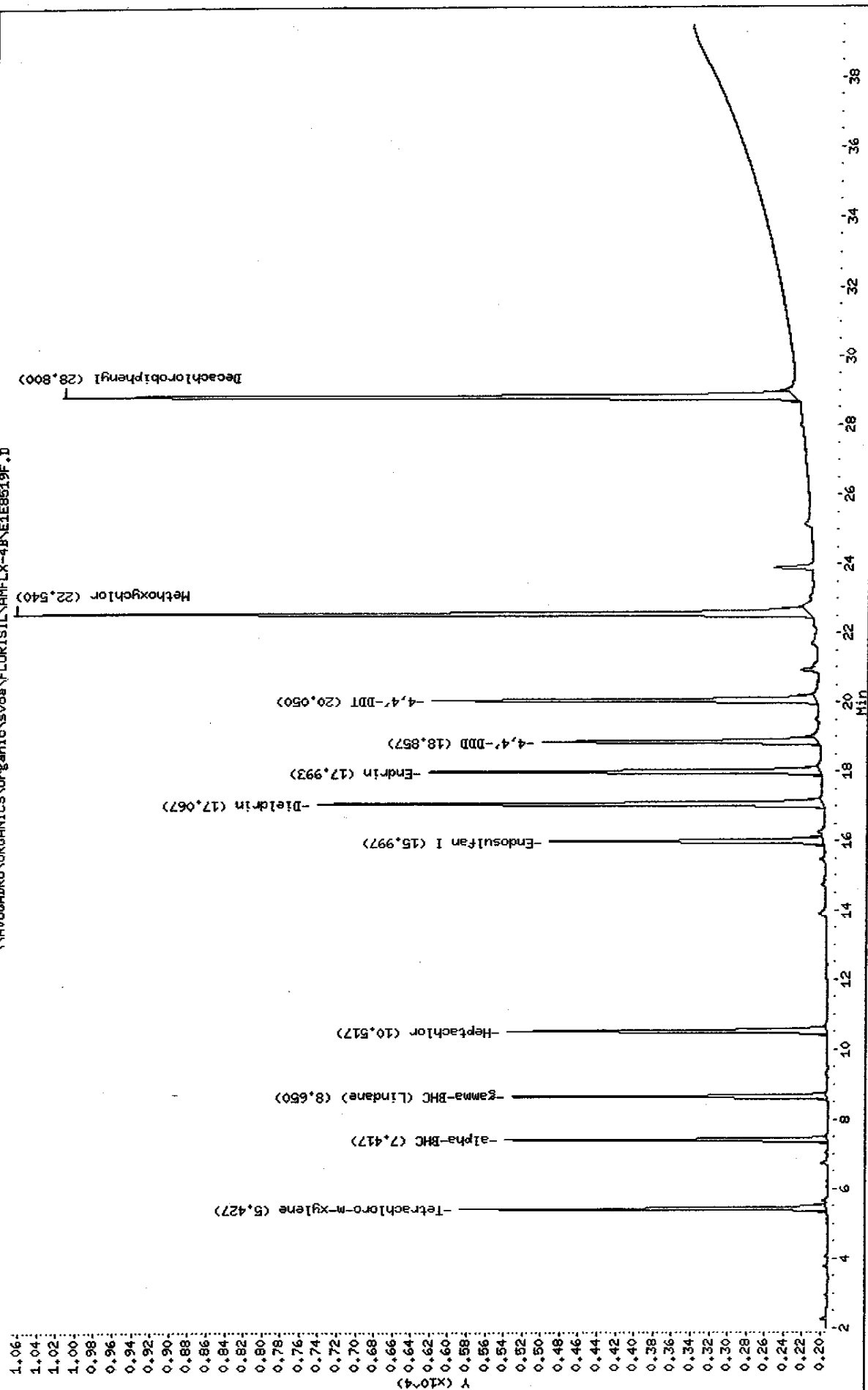
Column phase: CLPestII

Instrument: E4.i

Operator: GHL

Column diameter: 0.53

\\AVOCADRO\ORGANICS\organic\svoc\FLORISIL\AMFLX-4B\E1E8519F.D



Data File: E1E8519F.D  
Report Date: 10-Jan-2005 16:34

Mitkem Corporation

NYASP Pesticide Quantitation Report

Data file : \\AVOGADRO\ORGANICS\organic\svoa\FLORISIL\AMFLX-4B\E1E8519F.D  
Lab Smp Id: AMFLX-4B Client Smp ID: AMFLX-4B  
Inj Date : 05-JAN-2005 14:37  
Operator : GML Inst ID: E4.i  
Smp Info : AMFLX-4B, , , ,  
Misc Info :  
Comment :  
Method : \\AVOGADRO\ORGANICS\organic\svoa\FLORISIL\AMFLX-4B\CLPFLO-F.m  
Meth Date : 05-Jan-2005 18:10 mtl Quant Type: ESTD  
Cal Date : 05-JAN-2005 13:34 Cal File: E1E8518F.D  
Als bottle: 4 QC Sample: FLORISIL  
Dil Factor: 1.00000  
Integrator: Falcon Compound Sublist: florisil.sub  
Subtraction File: \\AVOGADRO\ORGANICS  
Target Version: 4.03 Sample Matrix: WATER  
Processing Host: TARGET9

Concentration Formula:  $\text{Amt} * \text{DF} * \text{Uf} * \text{Vt} / (\text{Vo} * \text{Vi})$

Name	Value	Description
DF	1.000	Dilution Factor
Uf	1.000	Correction factor
Vt	1000.000	Volume of final extract (uL)
Vo	1000.000	Volume of sample extracted (mL)
Vi	1.000	Volume injected (uL)

CONCENTRATIONS						
			ON-COL	FINAL		
RT	EXP RT	DLT RT	RESPONSE ( ng)	( ug/L)	TARGET RANGE	RATIO
==	=====	=====	=====	=====	=====	=====
\$ 1 Tetrachloro-m-xylene CAS #: 877-09-8						
5.43	5.41	0.020	14633 0.00996	0.0100		
-----						
3 alpha-BHC CAS #: 319-84-6						
7.42	7.40	0.020	13414 0.00874	0.0087		
-----						
4 gamma-BHC (Lindane) CAS #: 58-89-9						
8.65	8.63	0.020	13892 0.00897	0.0090		
-----						
5 Heptachlor CAS #: 76-44-8						
10.5	10.5	0.000	16292 0.00963	0.0096		
-----						

Data File: E1E8519F.D  
Report Date: 10-Jan-2005 16:34

CONCENTRATIONS						
			ON-COL	FINAL		
RT	EXP RT	DLT RT	RESPONSE (	ng)	( ug/L)	TARGET RANGE RATIO
==	=====	=====	=====	=====	=====	=====
10 Endosulfan I			CAS #: 959-98-8			
16.0	16.0	0.000	15813	0.00986	0.0099	
-----						
14 Dieldrin			CAS #: 60-57-1			
17.1	17.1	0.000	28471	0.01864	0.019	
-----						
15 Endrin			CAS #: 72-20-8			
18.0	18.0	0.000	22886	0.01945	0.019	
-----						
16 4,4'-DDD			CAS #: 72-54-8			
18.9	18.8	0.100	16716	0.01892	0.019	
-----						
18 4,4'-DDT			CAS #: 50-29-3			
20.1	20.0	0.100	22998	0.01858	0.019	
-----						
21 Methoxychlor			CAS #: 72-43-5			
22.5	22.5	0.000	49775	0.10278	0.10	
-----						
\$ 2 Decachlorobiphenyl			CAS #: 2051-24-3			
28.8	28.8	0.000	48951	0.02165	0.022	
-----						

sz 01/10/05



Data File: \\AVOCADRON\ORGANICS\organic\svoa\FLORISIL\AMFLX-4B\E1E8518F.D

Date: 05-JAN-2005 13:34

Client ID: 4

Sample Info: 2,4,6-TCP, , , , ,

Volume Injected (uL): 1.0

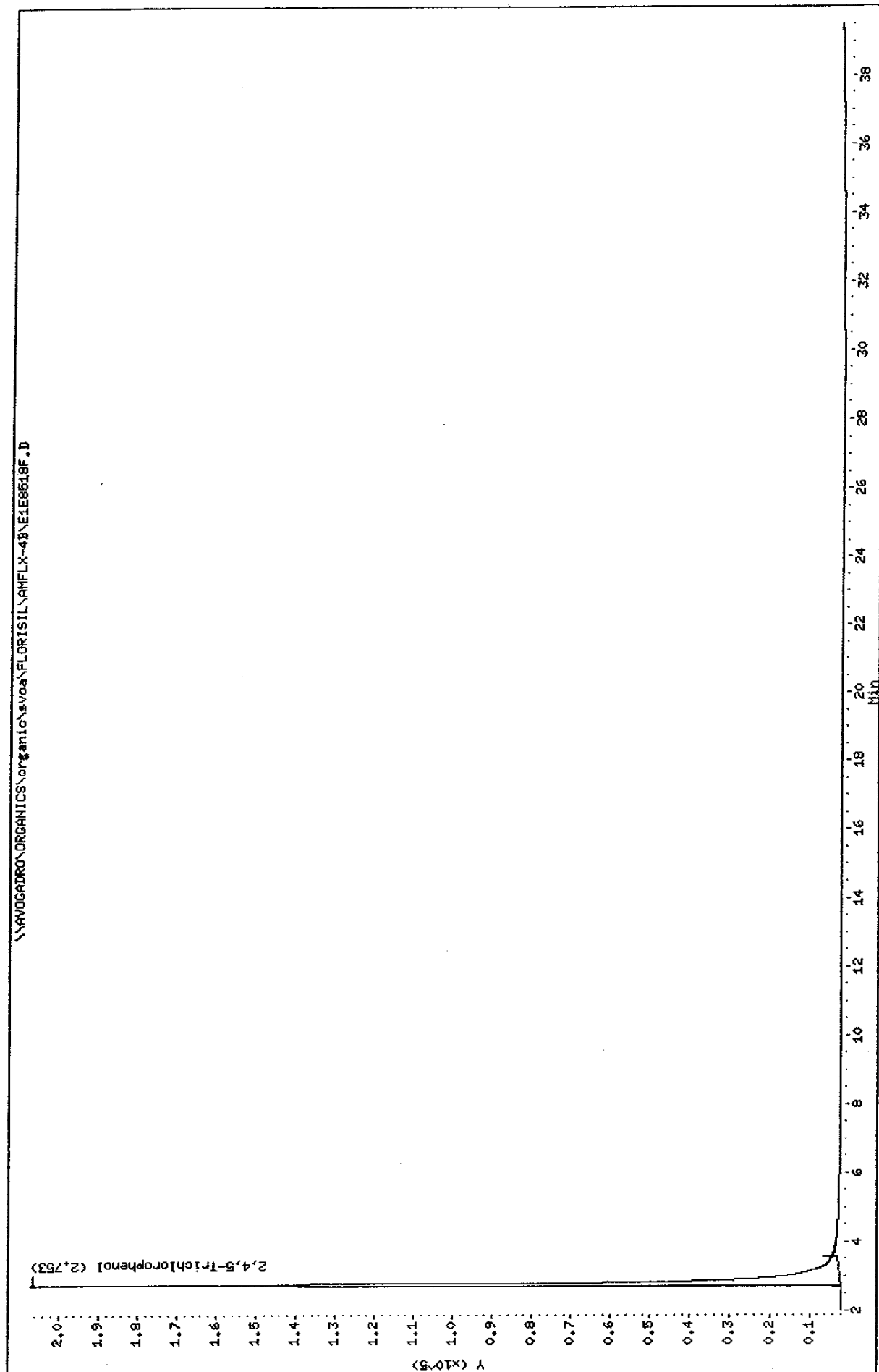
Column phase: CLPestII

Instrument: E4.1

Operator: GHL

Column diameter: 0.53

\\AVOCADRON\ORGANICS\organic\svoa\FLORISIL\AMFLX-4B\E1E8518F.D



Data File: E1E8518F.D  
Report Date: 10-Jan-2005 16:34

Mitkem Corporation

NYASP Pesticide Quantitation Report

Data file : \\AVOGADRO\ORGANICS\organic\svoa\FLORISIL\AMFLX-4B\E1E8518F.D  
Lab Smp Id: 2 Client Smp ID: 4  
Inj Date : 05-JAN-2005 13:34  
Operator : GML Inst ID: E4.i  
Smp Info : 2,4,5-TCP,,,,,  
Misc Info : 2,,,1  
Comment :  
Method : \\AVOGADRO\ORGANICS\organic\svoa\FLORISIL\AMFLX-4B\CLPFLO-F.m  
Meth Date : 05-Jan-2005 18:10 mtl Quant Type: ESTD  
Cal Date : 05-JAN-2005 13:34 Cal File: E1E8518F.D  
Als bottle: 3 Calibration Sample, Level: 1  
Dil Factor: 1.00000  
Integrator: Falcon Compound Sublist: 245TCP.sub  
Target Version: 4.03 Sample Matrix: WATER  
Processing Host: TARGET9

Concentration Formula:  $\text{Amt} * \text{DF} * \text{Uf} * \text{Vt} / (\text{Vo} * \text{Vi})$

Name	Value	Description
DF	1.000	Dilution Factor
Uf	1.000	Correction factor
Vt	10000.000	Volume of final extract (uL)
Vo	1000.000	Volume of sample extracted (mL)
Vi	1.000	Volume injected (uL)

AMOUNTS						
		CAL-AMT		ON-COL		
RT	EXP RT	DLT RT	RESPONSE ( ng)	( ng)	TARGET RANGE	RATIO
==	=====	=====	=====	=====	=====	=====
32 2,4,5-Trichlorophenol CAS #:						
2.75	2.76	-0.010	1202629	0.10000	0.10	

5201/10/05

Data File: \\AVOCADRO\ORGANICS\organic\svoa\FLORISIL\AHFLX-4B\E1E8616F.D

Date : 05-JAN-2005 12:09

Client ID: INDABH

Sample Info: INDABH,INDABH,,inda.sub

Volume Injected (uL): 1.0


Column phase: CLPestII

Instrument: E4.i

Operator: SRC:

Column diameter: 0.53

\\AVOCADRO\ORGANICS\organic\svoa\FLORISIL\AHFLX-4B\E1E8616F.D



Data File: E1E8516F.D  
Report Date: 10-Jan-2005 16:34

Mitkem Corporation

NYASP Pesticide Quantitation Report

Data file : \\AVOGADRO\ORGANICS\organic\svoa\FLORISIL\AMFLX-4B\E1E8516F.D  
Lab Smp Id: INDABH Client Smp ID: INDABH  
Inj Date : 05-JAN-2005 12:09  
Operator : SRC: Inst ID: E4.i  
Smp Info : INDABH,INDABH,,inda.sub  
Misc Info : 2,,,1  
Comment :  
Method : \\AVOGADRO\ORGANICS\organic\svoa\FLORISIL\AMFLX-4B\CLPFLO-F.m  
Meth Date : 05-Jan-2005 18:10 mtl Quant Type: ESTD  
Cal Date : 05-JAN-2005 13:34 Cal File: E1E8518F.D  
Als bottle: 1 Calibration Sample, Level: 2  
Dil Factor: 1.00000  
Integrator: Falcon Compound Sublist: inda.sub  
Target Version: 4.03 Sample Matrix: WATER  
Processing Host: TARGET9

Concentration Formula:  $\text{Amt} * \text{DF} * \text{Uf} * \text{Vt} / (\text{Vo} * \text{Vi})$

Name	Value	Description
DF	1.000	Dilution Factor
Uf	1.000	Correction factor
Vt	10000.000	Volume of final extract (uL)
Vo	1000.000	Volume of sample extracted (mL)
Vi	1.000	Volume injected (uL)

AMOUNTS						
RT	EXP RT	DLT RT	CAL-AMT RESPONSE ( ng)	ON-COL ( ng)	TARGET RANGE	RATIO
==	=====	=====	=====	=====	=====	=====
-----						
\$ 1	Tetrachloro-m-xylene		CAS #: 877-09-8			
5.40	5.41	-0.010	29385 0.02000	0.020		(a)
-----						
3	alpha-BHC		CAS #: 319-84-6			
7.39	7.40	-0.010	30713 0.02000	0.020		(a)
-----						
4	gamma-BHC (Lindane)		CAS #: 58-89-9			
8.62	8.63	-0.010	30981 0.02000	0.020		(a)
-----						
5	Heptachlor		CAS #: 76-44-8			
10.5	10.5	0.000	33832 0.02000	0.020		(a)
-----						
10	Endosulfan I		CAS #: 959-98-8			
16.0	16.0	0.000	32091 0.02000	0.020		(a)
-----						

Data File: E1E8516F.D  
Report Date: 10-Jan-2005 16:34

AMOUNTS						
RT	EXP RT	DLT RT	CAL-AMT	ON-COL	TARGET RANGE	RATIO
==	=====	=====	RESPONSE ( ng)	( ng)	=====	=====
14 Dieldrin						
					CAS #: 60-57-1	
17.0	17.1	-0.100	61091 0.04000	0.040		(a)
-----						
15 Endrin						
					CAS #: 72-20-8	
18.0	18.0	0.000	47077 0.04000	0.040		(a)
-----						
16 4,4'-DDD						
					CAS #: 72-54-8	
18.8	18.8	0.000	35337 0.04000	0.040		(a)
-----						
18 4,4'-DDT						
					CAS #: 50-29-3	
20.0	20.0	0.000	49520 0.04000	0.040		(a)
-----						
21 Methoxychlor						
					CAS #: 72-43-5	
22.5	22.5	0.000	96860 0.20000	0.20		(a)
-----						
\$ 2 Decachlorobiphenyl						
					CAS #: 2051-24-3	
28.8	28.8	0.000	90434 0.04000	0.040		(a)
-----						

#### QC Flag Legend

a - Target compound detected but, quantitated amount  
Below Limit Of Quantitation(BLOQ).

sz 01/10/05

Data File: \\AVOCADRO\ORGANICS\organic\svoa\FLORISIL\AHFLX-4B\E1E8517F.D

Date : 05-JAN-2005 12:52

Client ID: INDBBH

Sample Info: INDBBH, INDBBH, indb.sub


Volume Injected (ul): 1.0

Column phase: QLPestII

Instrument: E4.1

Operator: SRC:

Column diameter: 0.53



Data File: E1E8517F.D  
Report Date: 10-Jan-2005 16:34

Mitkem Corporation

NYASP Pesticide Quantitation Report

Data file : \\AVOGADRO\ORGANICS\organic\svoa\FLORISIL\AMFLX-4B\E1E8517F.D  
Lab Smp Id: INDBBH Client Smp ID: INDBBH  
Inj Date : 05-JAN-2005 12:52  
Operator : SRC: Inst ID: E4.i  
Smp Info : INDBBH, INDBBH, , indb.sub  
Misc Info : 2, , , 1  
Comment :  
Method : \\AVOGADRO\ORGANICS\organic\svoa\FLORISIL\AMFLX-4B\CLPFLO-F.m  
Meth Date : 05-Jan-2005 18:10 mtl Quant Type: ESTD  
Cal Date : 05-JAN-2005 13:34 Cal File: E1E8518F.D  
Als bottle: 2 Calibration Sample, Level: 2  
Dil Factor: 1.00000  
Integrator: Falcon Compound Sublist: indb.sub  
Target Version: 4.03 Sample Matrix: WATER  
Processing Host: TARGET9

Concentration Formula:  $\text{Amt} * \text{DF} * \text{Uf} * \text{Vt} / (\text{Vo} * \text{Vi})$

Name	Value	Description
DF	1.000	Dilution Factor
Uf	1.000	Correction factor
Vt	10000.000	Volume of final extract (uL)
Vo	1000.000	Volume of sample extracted (mL)
Vi	1.000	Volume injected (uL)

AMOUNTS						
RT	EXP RT	DLT RT	CAL-AMT RESPONSE ( ng)	ON-COL ( ng)	TARGET RANGE	RATIO
==	=====	=====	=====	=====	=====	=====
-----						
\$ 1	Tetrachloro-m-xylene		CAS #: 877-09-8			
5.40	5.41	-0.010	29663 0.02000	0.020		(a)
-----						
6	Aldrin		CAS #: 309-00-2			
11.7	11.7	0.000	29653 0.02000	0.020		(a)
-----						
7	beta-BHC		CAS #: 319-85-7			
9.08	9.08	0.000	18994 0.02000	0.020		(a)
-----						
8	delta-BHC		CAS #: 319-86-8			
9.72	9.72	0.000	26091 0.02000	0.020		(a)
-----						
9	Heptachlor epoxide		CAS #: 1024-57-3			
14.4	14.4	0.000	33866 0.02000	0.020		(a)
-----						

Data File: E1E8517F.D  
Report Date: 10-Jan-2005 16:34

AMOUNTS					
RT	EXP RT	DLT RT	CAL-AMT RESPONSE ( ng)	ON-COL ( ng)	TARGET RANGE RATIO
==	=====	=====	=====	=====	=====
11 gamma-Chlordane					
				CAS #: 5103-74-2	
14.9	14.9	0.000	36868 0.02000	0.020	(a)
-----					
12 alpha-Chlordane					
				CAS #: 5103-71-9	
15.5	15.5	0.000	35259 0.02000	0.020	(a)
-----					
13 4,4'-DDE					
				CAS #: 72-55-9	
16.2	16.2	0.000	63244 0.04000	0.040	(a)
-----					
17 Endosulfan II					
				CAS #: 33213-65-9	
19.0	19.0	0.000	60845 0.04000	0.040	(a)
-----					
19 Endrin aldehyde					
				CAS #: 7421-93-4	
20.9	20.9	0.000	47079 0.04000	0.040	(a)
-----					
20 Endosulfan sulfate					
				CAS #: 1031-07-8	
22.8	22.8	0.000	52998 0.04000	0.040	(a)
-----					
22 Endrin ketone					
				CAS #: 53494-70-5	
23.9	23.9	0.000	59703 0.04000	0.040	(a)
-----					
\$ 2 Decachlorobiphenyl					
				CAS #: 2051-24-3	
28.8	28.8	0.000	91681 0.04000	0.041	(a)
-----					

#### QC Flag Legend

a - Target compound detected but, quantitated amount  
Below Limit Of Quantitation(BLOQ).

*sz 01/10/05*



# Sample Receiving Logbook

Workorder No. 20618

Client Name: Day

Date Recv'd <u>5/27/05</u>	Sample #s <u>01-10</u>	Storage Locations: <u>V0A</u>
Date Recv'd <u>5/27/05</u>	Sample #s <u>01, 05, 06, 07, 08, 09</u>	Storage Locations: <u>J1, M3</u>
Date Recv'd _____	Sample #s _____	Storage Locations: _____
Date Recv'd _____	Sample #s _____	Storage Locations: _____
Date Recv'd _____	Sample #s _____	Storage Locations: _____
Date Recv'd _____	Sample #s _____	Storage Locations: _____

OUT		IN	
Relinquished By	Received By	Relinquished By	Received By
Date: <u>05/31/05</u> Init: <u>JS</u>	Date: <u>05/31/05</u> Init: <u>mm</u>	Date: <u>05/31/05</u> Init: <u>JS</u>	Date: _____ Init: _____
Samp. #s <u>01, 05, 06, 07, 08, 09 3</u>		<u>empty empty</u>	
Date: <u>05/31/05</u> Init: <u>JS</u>	Date: <u>05/31/05</u> Init: <u>KG</u>	Date: <u>05/31/05</u> Init: <u>KG</u>	Date: <u>05/31/05</u> Init: <u>JS</u>
Samp. #s <u>01, 05, 06, 09</u>		<u>empty</u>	
Date: <u>6/2/05</u> Init: <u>KB</u>	Date: <u>6/2/05</u> Init: <u>SN</u>	Date: <u>6/2/05</u> Init: <u>SN</u>	Date: <u>6/2/05</u> Init: <u>KB</u>
Samp. #s <u>1, 5, 6, 9</u>		<u>1, 5, 6, 9</u>	
Date: <u>6/6/05</u> Init: <u>KB</u>	Date: <u>6/6/05</u> Init: <u>SN</u>	Date: <u>6/6/05</u> Init: <u>SN</u>	Date: <u>6/6/05</u> Init: <u>KB</u>
Samp. #s <u>1, 5, 6, 9</u>		<u>1, 5, 6, 9</u>	
Date: _____ Init: _____	Date: _____ Init: _____	Date: _____ Init: _____	Date: _____ Init: _____
Samp. #s			
Date: _____ Init: _____	Date: _____ Init: _____	Date: _____ Init: _____	Date: _____ Init: _____
Samp. #s			
Date: _____ Init: _____	Date: _____ Init: _____	Date: _____ Init: _____	Date: _____ Init: _____
Samp. #s			
Date: _____ Init: _____	Date: _____ Init: _____	Date: _____ Init: _____	Date: _____ Init: _____
Samp. #s			

Comments: \_\_\_\_\_

Please record analyst's initials, date, and sample #s removed. Add any comments if necessary (broken bottles, empty jars, etc.)

Logbook ID: 30.0287-04/05

Reviewed: SEL 6/6/05

[illegible]

## Sonicator Tuned?

Yes

Water Bath Temp

Sodium Sulfate Lot #: QWZ 050602 A

Reviewed By: SB 6/10/05

Page #:

0059

Date	Transferred from Prep Lab	Lab ID	Transferred by	Received by	Storage Location	Comments
06/1/05	00001	15A	KG	SZ	R11	
06/1/05	00001	16A	KG			
06/1/05	MB-16770		KG			
	00001	09A				
		10A				
		11A				
		12A				
		13A				
		14A				
		15A				
06/1/05	00001	16A	KG	SZ	R11	
06/02/05	MB-18317		KG			
	LCS-18317					
	00618	01B				
		01B				
		01B				
		05B				
		06B				
06/02/05	00618	09B	KG			
06/02/05	MB-18337		KG			
	LCS-18337					
	LCS-18337					
06/02/05	00623	08B	KG			
06/02/05	MB-18337		KG			
	00001	09A				
		10A				
		11A				
		12A				
		13A				
		14A				
06/02/05	00001	15A	KG	SZ	R11	

# MITKEM CORPORATION - PEST/PCB RUN LOGBOOK: INSTRUMENT E4

Sequence  
E4050601

Method  
SOM 3X

ICAL Date  
6/01/05

Date	Sample ID	Client ID	File Name	Dilution	F	R	Comments	Analyst
6/01/05	Preme		E4C65	67-69			JCM pass	SZ
	Rese DI	Rese DI		70			+ PW050601A	
	PEM DI	PEM DI		71	xV	V	+ PW050525A	
	AR1660	AR1660 DI		72			PW050117A	
	AR1221	AR1221 DI		73			PW050309B	
	AR1232	AR1232 DI		74			PW050309C	
	AR1242	AR1242 DI		75			PW050309E	
	AR1248	AR1248 DI		76			PW050309E	
	AR1254	AR1254 DI		77			PW050221B	
	TOXAPH	TOXAPH DI		78			PW050504A	
	INDAL	INDAL DI		79			PW050510F	
	INDAL	INDAL DI		80			PW050110E	
	INDAM	INDAM DI		81	x	+	PW050510D	
	INDBM	INDBM DI		82	x	+	PW050110C	
	INDAH	INDAH DI		83			PW050510B	
6/01/05	INDAH DI	INDAH DI		84			PW050110A	
6/02/05	PUBLIC D2	PUBLIC D2		85			PW050504E	
	PEM D2	PEM D2		86	xV	V	PW050525A	
	MB-18284	PUBLIC4I		87				
	205-18284	PUBLIC3		88				
	D0583-01B DL	MW-11PT42		89	10X			
		D1B MW-11PT41		90				
		D1BMS -24MB		91				
		D1A8D 24MB		92				
	D0583-03B	MW-11PT48		93				
	PUBLIC DA	PUBLIC DA		94				
	INDAM	INDAM DA		95			5:56	
6/02/05	INDAM DA	INDAM DA	E4C65	96				SZ

Standard ID's

Comments

Reviewed by SOL 6/10/05

## MITKEM CORPORATION - PEST/PCB RUN LOGBOOK: INSTRUMENT E4

Sequence

E4 05 0601

Method

SOM3X

ICAL Date

6/01/05

Date	Sample ID	Client ID	File Name	Dilution	F	R	Comments	Analyst
6/01/05	RES		E4C65	97			2C or 2D.	SZ
	LCB-18384	P4I LCB	L	98		✓		
	MB-1837	PBLK4B	E4C 65	99		✓		
	LCB-18317	P4 BLCB	E4C 66	00		✓		
	DOG18-01B	MW-01		01		✓		
	-05B	-06		02		✓		
	-06B	MW-07		03		✓		
	-09B	RIN-3		04		✓		
	✓ -01B	MW-01MS		05		✓		
	DOG18-01B	MSD MW-01MSD		06		✓		
	P1BLK DB	P1BLK DB		07		✓	17:04	
	DEM DB	DEM DB		08	+✓	✓+	PW050602A new	
	DEM DB			10	✓	✓	PW050525A old	
	MB-18337	PBLK4C		11		✓		
	LCB-18337	P4CLCB		12		✓		
	LCB-18337	P4CLCB		13		✓		
	DOG23-08B	55 FB0526		14		✓		
	P1BLK DE			15				
	P1BLK DE	P1BLK DE		16		✓	21:54	
	✓ JNDAM	DE JNDAM DE	✓	17	✓	✓		✓
6/01/05	JNDAM	DE JNDAM DE	E4C 66	18	✓	✓		SZ

Standard ID's

ANY MW 050510 D

ANY MW 050110 C

Comments

Reviewed by SGL 6/10/05



\* Total Petroleum Hydrocarbons \*



## Analysis Report: Fuel Identification

Client: DAY  
Analysis: 310.13  
Matrix: Soil  
Extraction Date: 05/31/2005

<u>Lab ID</u>	<u>Client ID</u>	<u>Result</u>	<u>Analysis Date:</u>
D0618-06B	MW-07	see below	06/06/2005
D0618-07B	PW-3	see below	06/06/2005
D0618-08B	MW-7	see below	06/06/2005

### Fuel Identification:

Sample D0618-06B contains resolved and unresolved peaks in the retention time range for low boiling-point petroleum product such as kerosene or jet fuel.

Sample D0618-07B contains TPH consisting of primarily a single large peak. This indicates a single chemical component, rather than a petroleum product, which is a complex mixture of a large number of chemical components. This extract could be analyzed by GC/MS to identify this large peak.

Sample D0618-08B does not contain sufficient hydrocarbons to identify a petroleum product.

Mitkem Corporation

Date: 20-Jun-05

Client: Day Environmental, Inc.  
Client Sample ID: MW-07  
Lab ID: D0618-06

Project: Jamestown  
Collection Date: 05/25/05 14:07

Analyses	Result	Qual	RL	Units	DF	Date Analyzed	Batch ID
TOTAL PETROLEUM HYDROCARBONS (TPH) BY GC-FID				TPH_W			
Extractable Total Petroleum Hydrocarbon	0.86		0.35	mg/L	1	06/06/2005 18:09	18319
Surr: para-Terphenyl	79.0		24.4-123	%REC	1	06/06/2005 18:09	18319

Qualifiers: ND - Not Detected at the Reporting Limit  
J - Analyte detected below quantitation limits  
B - Analyte detected in the associated Method Blank  
DF - Dilution Factor  
S - Spike Recovery outside accepted recovery limits  
R - RPD outside accepted recovery limits  
E - Value above quantitation range  
RL - Reporting Limit



## Quantitation Report (QT Reviewed)

Data File : O:\ORGANIC\SVOA\F1.I\0506\050606\F1E1443.D Vial: 13  
Acq On : 6-6-05 18:09:48 PM Operator: TT  
Sample : D0618-06B Inst : F1  
Misc : Multiplr: 1.00  
IntFile : AUTOINT1.E  
Quant Time: Jun 10 14:14 19105 Quant Results File: ET0209F.RES

Quant Method : O:\ORGANIC\SVOA\F1.I\QMETHODS\ET0209F.M (Chemstation Integrator)  
Title : TPH, ETPH, DRO, Fuel ID,  
Last Update : Tue Jun 07 13:09:46 2005  
Response via : Initial Calibration  
DataAcq Meth : ETPH-B.M

Volume Inj. : 1  
Signal Phase : DB-5MS  
Signal Info : 0.25

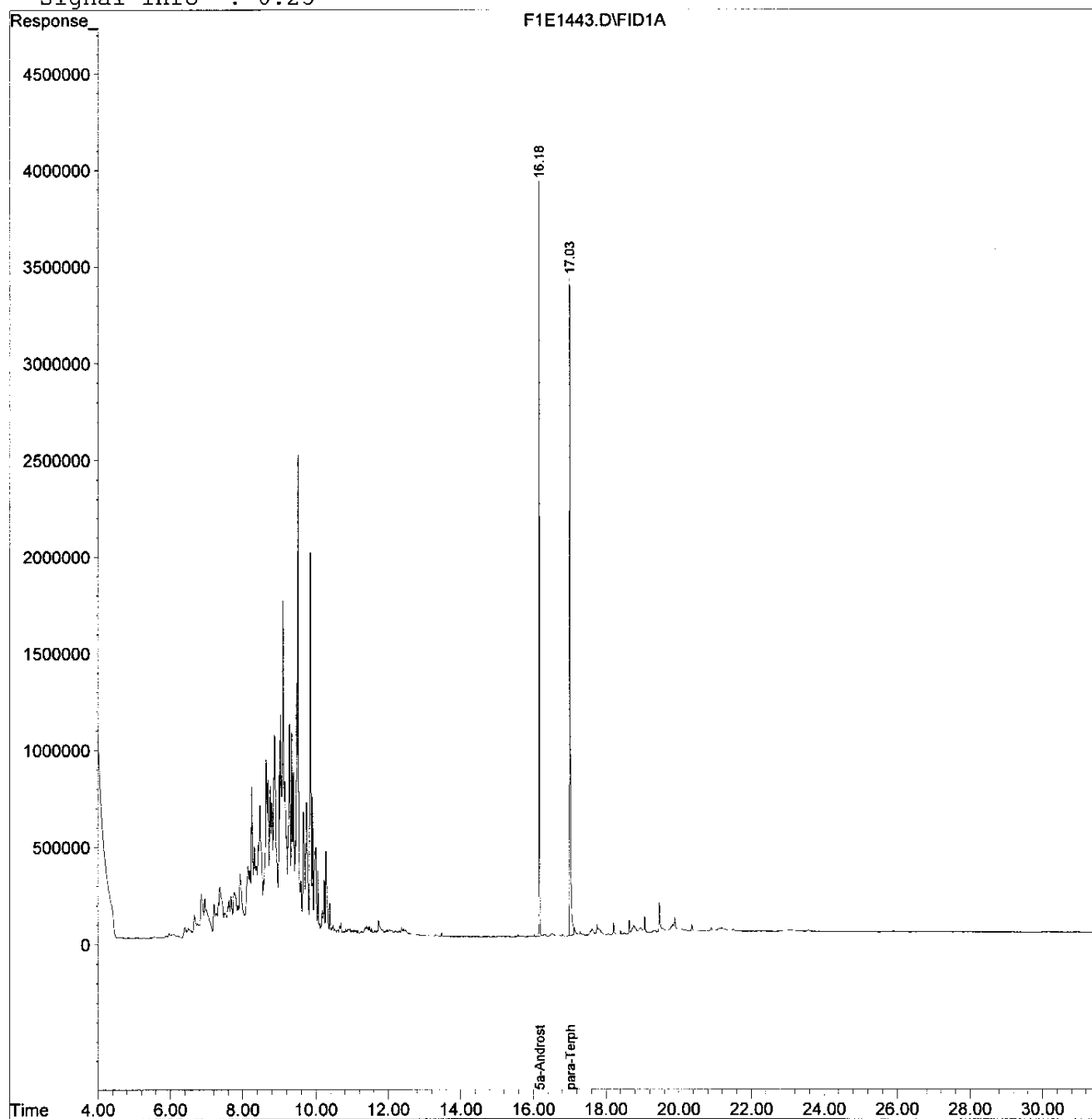
Compound	R.T.	Response	Conc Units
Internal Standards			
1) I 5a-Androstane	16.18	44890771	40.000 ug/ml
System Monitoring Compounds			
2) S para-Terphenyl	17.03	48101893	39.500 ug/ml
Spiked Amount 50.000		Recovery =	79.00%
Target Compounds			
3) NONANE C9	0.00	0	N.D. ug/ml
4) DECANE C10	0.00	0	N.D. ug/ml
5) DODECANE C12	0.00	0	N.D. ug/ml
6) TETRADECANE C14	0.00	0	N.D. ug/ml
7) HEXADECANE C 16	0.00	0	N.D. ug/ml
8) OCTADECANE C18	0.00	0	N.D. ug/ml
9) NONADECANE C19	0.00	0	N.D. ug/ml
10) EICOSANE C20	0.00	0	N.D. ug/ml
11) DOCOSANE C22	0.00	0	N.D. ug/ml
12) TETRACOSANE C24	0.00	0	N.D. ug/ml
13) HEXACOSANE C26	0.00	0	N.D. ug/ml
14) OCTACOSANE C28	0.00	0	N.D. ug/ml
15) TRIACONTANE C30	0.00	0	N.D. ug/ml
16) HEXATRIACONTANE C36	0.00	0	N.D. ug/ml

# Quantitation Report

Data File : O:\ORGANIC\SVOA\F1.I\0506\050606\F1E1443.D Vial: 13  
Acq On : 6-6-05 18:09:48 PM Operator: TT  
Sample : D0618-06B Inst : F1  
Misc : Multiplr: 1.00  
IntFile : AUTOINT1.E  
Quant Time: Jun 10 14:14 19105 Quant Results File: ET0209F.RES

Quant Method : O:\ORGANIC\SVOA\F1.I\QMETHODS\ET0209F.M (Chemstation Integrator)  
Title : TPH, ETPH, DRO, Fuel ID,  
Last Update : Tue Jun 07 13:09:46 2005  
Response via : Multiple Level Calibration  
DataAcq Meth : ETPH-B.M

Volume Inj. : 1  
Signal Phase : DB-5MS  
Signal Info : 0.25



# Area Percent Report

Data File : O:\ORGANIC\SVOA\F1.I\0506\050606\F1E1443.D Vial: 13  
 Acq On : 6-6-05 18:09:48 PM Operator: TT  
 Sample : D0618-06B Inst : F1  
 Misc : Multiplr: 1.00  
 IntFile : AUTOINT1.E

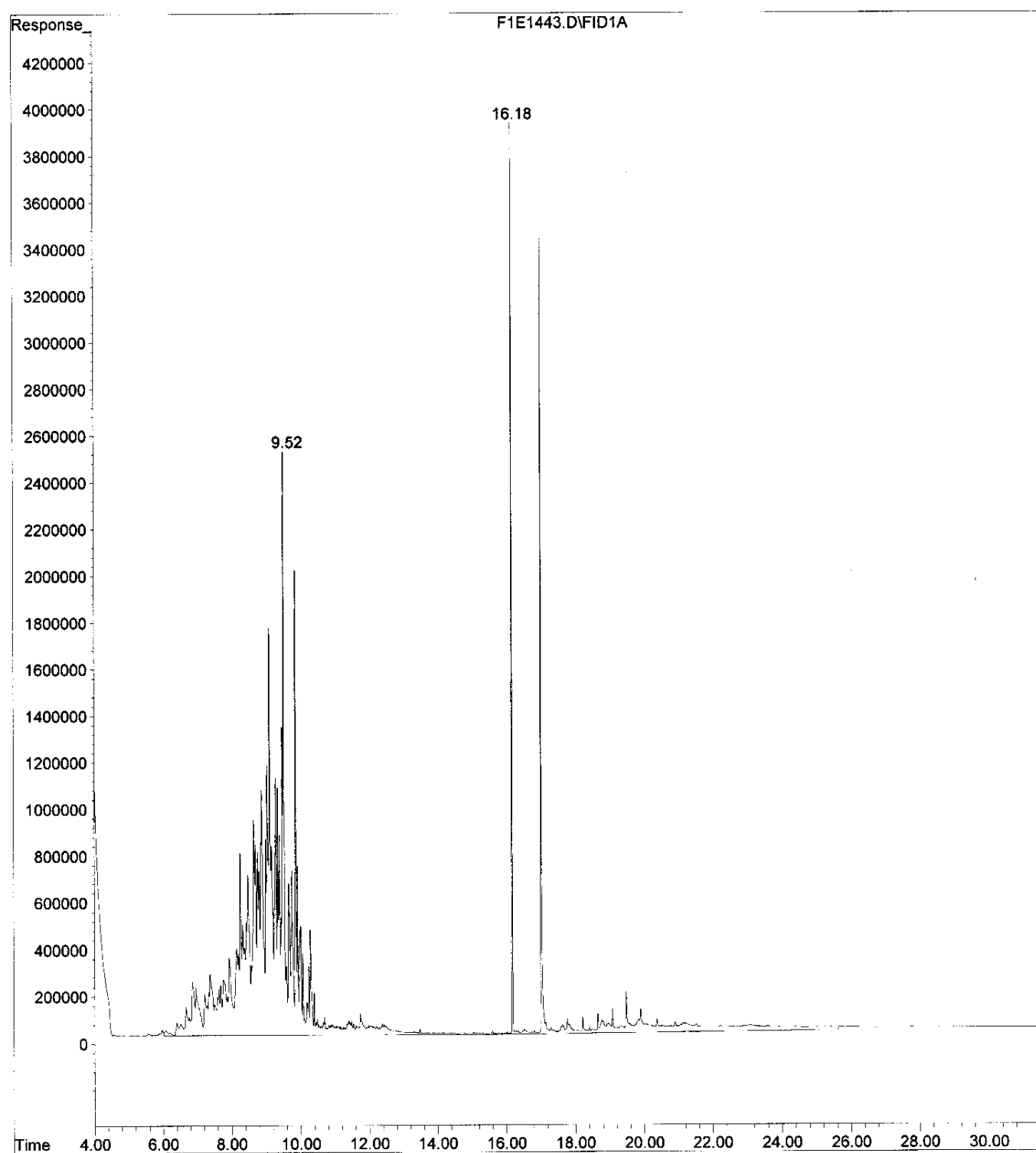
Method : O:\ORGANIC\SVOA\F1.I\QMETHODS\ET0209F.M (Chemstation Integrator)  
 Title : TPH, ETPH, DRO, Fuel ID,

Signal : F1E1443.D\FID1A

peak #	R.T. min	Start min	End min	PK TY	peak height	peak area	peak % max.	% of total
1	9.520	6.020	15.911	M2497487	881726067	100.00%	80.514%	
2	16.180	15.940	25.631	M3903363	213396568	24.20%	19.486%	
Sum of corrected areas:						1095122634		

F1E1443.D ET0209F.M Fri Jun 10 14:15:21 2005 D

File : O:\ORGANIC\SVOA\F1.I\0506\050606\F1E1443.D  
Operator : TT  
Acquired : 6-6-05 18:09:48 PM using AcqMethod ETPH-B.M  
Instrument : F1  
Sample Name: D0618-06B  
Misc Info :  
Vial Number: 13



Mitkem Corporation

Date: 20-Jun-05

Client: Day Environmental, Inc.  
Client Sample ID: PW-3  
Lab ID: D0618-07

Project: Jamestown  
Collection Date: 05/25/05 14:19

Analyses	Result	Qual	RL	Units	DF	Date Analyzed	Batch ID
TOTAL PETROLEUM HYDROCARBONS (TPH) BY GC-FID			TPH_W				
Extractable Total Petroleum Hydrocarbon	1.1		0.35	mg/L	1	06/06/2005 18:48	18319
Surr: para-Terphenyl	70.5		24.4-123	%REC	1	06/06/2005 18:48	18319

Qualifiers: ND - Not Detected at the Reporting Limit  
J - Analyte detected below quantitation limits  
B - Analyte detected in the associated Method Blank  
DF - Dilution Factor

S - Spike Recovery outside accepted recovery limits  
R - RPD outside accepted recovery limits  
E - Value above quantitation range  
RL - Reporting Limit

## Quantitation Report (QT Reviewed)

Data File : O:\ORGANIC\SVOA\F1.I\0506\050606\F1E1445.D Vial: 14  
Acq On : 6-6-05 18:48:12 PM Operator: TT  
Sample : D0618-07B Inst : F1  
Misc : Multiplr: 1.00  
IntFile : AUTOINT1.E  
Quant Time: Jun 10 14:22 19105 Quant Results File: ET0209F.RES

Quant Method : O:\ORGANIC\SVOA\F1.I\QMETHODS\ET0209F.M (Chemstation Integrator)  
Title : TPH, ETPH, DRO, Fuel ID,  
Last Update : Tue Jun 07 13:09:46 2005  
Response via : Initial Calibration  
DataAcq Meth : ETPH-B.M

Volume Inj. : 1  
Signal Phase : DB-5MS  
Signal Info : 0.25

Compound	R.T.	Response	Conc Units
Internal Standards			
1) I 5a-Androstane	16.19	72426151	40.000 ug/mlm 75 6/10/15
System Monitoring Compounds			
2) S para-Terphenyl	17.03	69256981	35.250 ug/ml
Spiked Amount 50.000		Recovery =	70.50%
Target Compounds			
3) NONANE C9	0.00	0	N.D. ug/ml
4) DECANE C10	0.00	0	N.D. ug/ml
5) DODECANE C12	0.00	0	N.D. ug/ml
6) TETRADECANE C14	0.00	0	N.D. ug/ml
7) HEXADECANE C 16	0.00	0	N.D. ug/ml
8) OCTADECANE C18	0.00	0	N.D. ug/ml
9) NONADECANE C19	0.00	0	N.D. ug/ml
10) EICOSANE C20	0.00	0	N.D. ug/ml
11) DOCOSANE C22	0.00	0	N.D. ug/ml
12) TETRACOSANE C24	0.00	0	N.D. ug/ml
13) HEXACOSANE C26	0.00	0	N.D. ug/ml
14) OCTACOSANE C28	0.00	0	N.D. ug/ml
15) TRIACONTANE C30	0.00	0	N.D. ug/ml
16) HEXATRIACONTANE C36	0.00	0	N.D. ug/ml

(f)=RT Delta > 1/2 Window

F1E1445.D ET0209F.M

Fri Jun 10 14:22:21 2005

(m)=manual int.

D

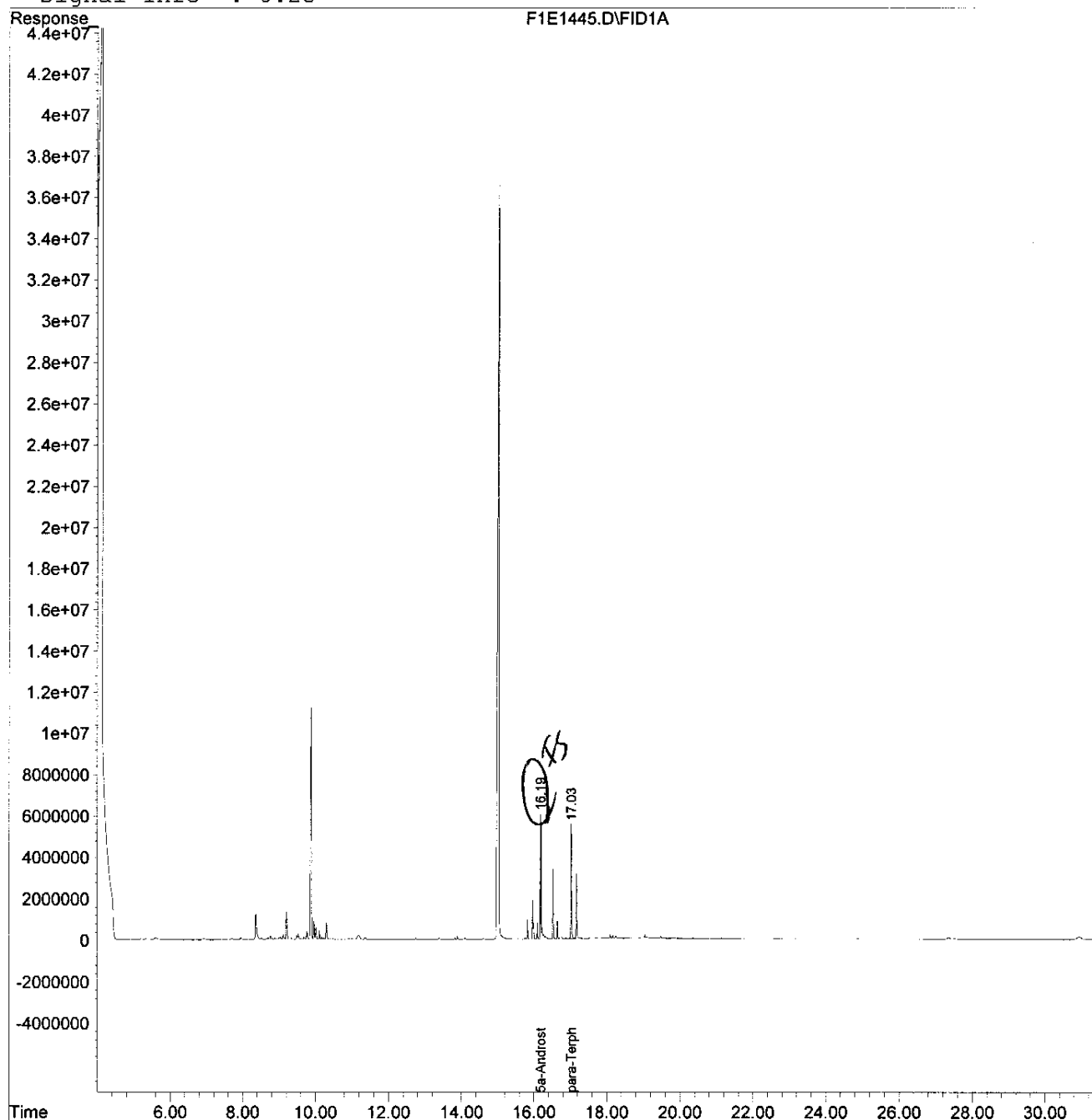
Page 10590

# Quantitation Report

Data File : O:\ORGANIC\SVOA\F1.I\0506\050606\F1E1445.D Vial: 14  
Acq On : 6-6-05 18:48:12 PM Operator: TT  
Sample : D0618-07B Inst : F1  
Misc : Multiplr: 1.00  
IntFile : AUTOINT1.E  
Quant Time: Jun 10 14:22 19105 Quant Results File: ET0209F.RES

Quant Method : O:\ORGANIC\SVOA\F1.I\QMETHODS\ET0209F.M (Chemstation Integrator)  
Title : TPH, ETPH, DRO, Fuel ID,  
Last Update : Tue Jun 07 13:09:46 2005  
Response via : Multiple Level Calibration  
DataAcq Meth : ETPH-B.M

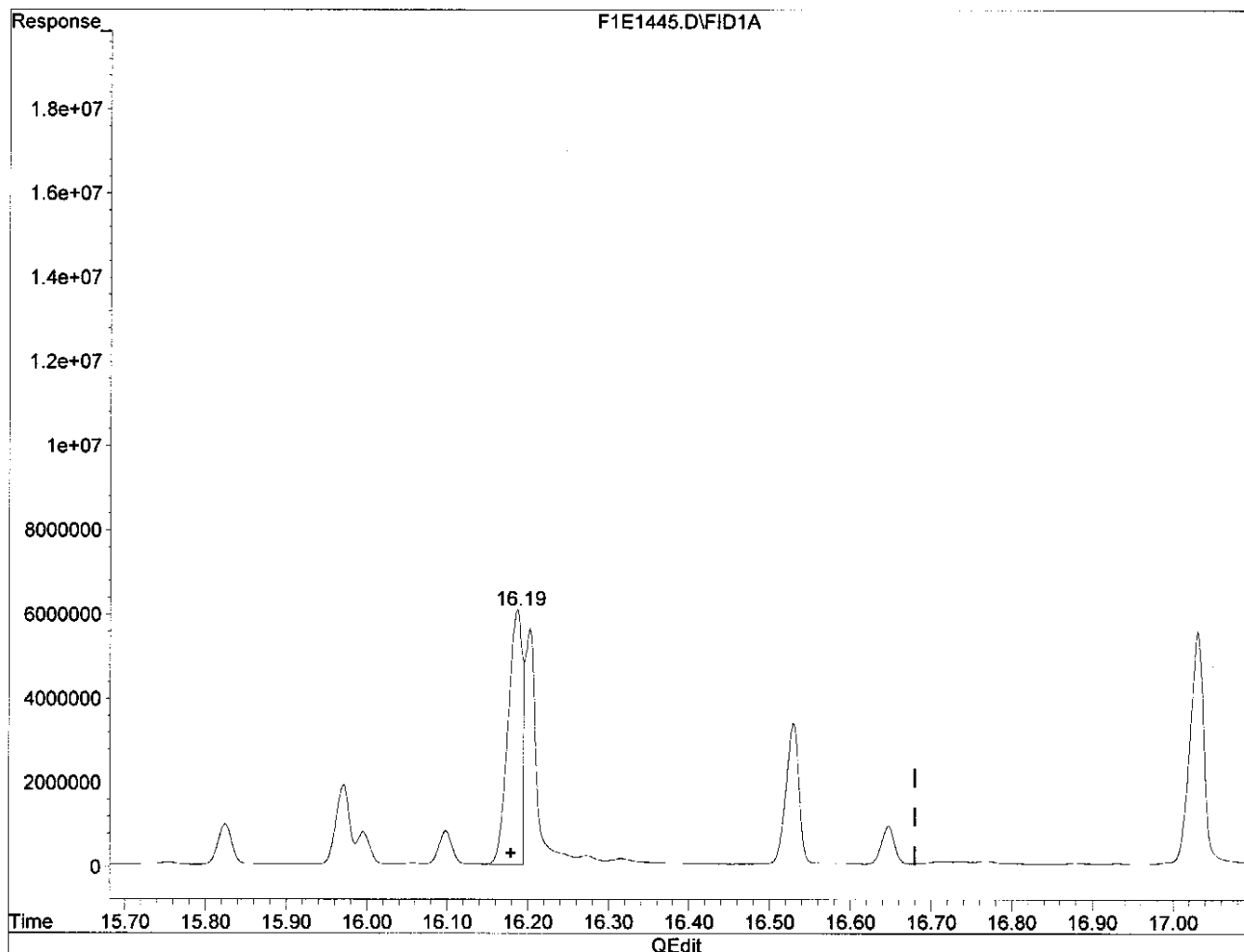
Volume Inj. : 1  
Signal Phase : DB-5MS  
Signal Info : 0.25



# Quantitation Report

Data File : O:\ORGANIC\SVOA\F1.I\0506\050606\F1E1445.D Vial: 14  
Acq On : 6-6-05 18:48:12 PM Operator: TT  
Sample : D0618-07B Inst : F1  
Misc : Multiplr: 1.00  
IntFile : AUTOINT1.E  
Quant Time: Jun 10 14:15 19105 Quant Results File: ET0209F.RES

Method : O:\ORGANIC\SVOA\F1.I\QMETHODS\ET0209F.M (Chemstation Integrator)  
Title : TPH, ETPH, DRO, Fuel ID,  
Last Update : Tue Jun 07 13:09:46 2005  
Response via : Multiple Level Calibration



(1) 5a-Androstane (I)

16.19min 40.000ug/ml m

response 72426151

7.5.6/60/5

(+) = Expected Retention Time

F1E1445.D ET0209F.M

Fri Jun 10 14:21:59 2005

D



# Area Percent Report

Data File : O:\ORGANIC\SVOA\F1.I\0506\050606\F1E1445.D Vial: 14  
 Acq On : 6-6-05 18:48:12 PM Operator: TT  
 Sample : D0618-07B Inst : F1  
 Misc : Multiplr: 1.00  
 IntFile : AUTOINT1.E

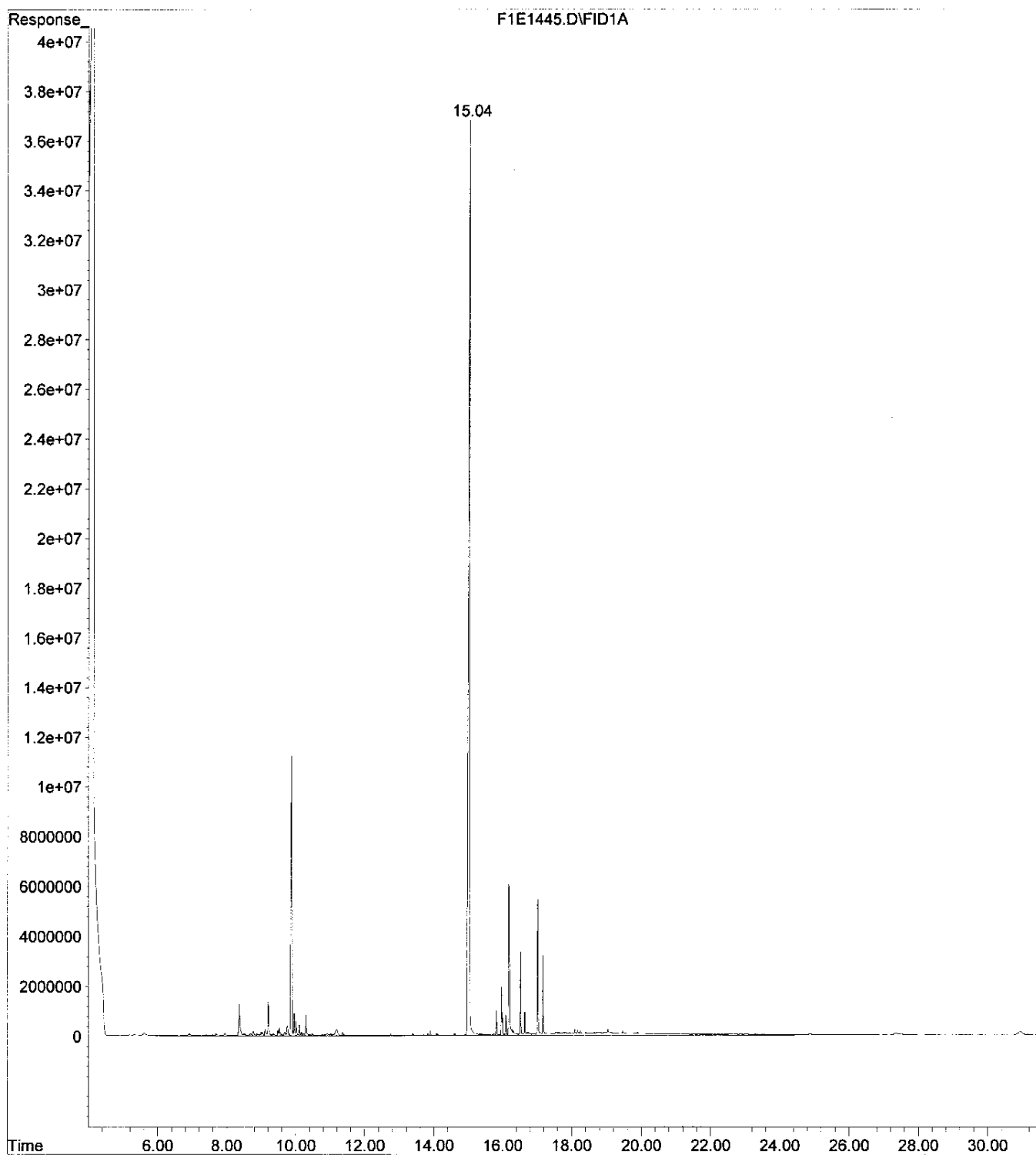
Method : O:\ORGANIC\SVOA\F1.I\QMETHODS\ET0209F.M (Chemstation Integrator)  
 Title : TPH, ETPH, DRO, Fuel ID,

Signal : F1E1445.D\FID1A

peak #	R.T. min	Start min	End min	PK TY	peak height	peak area	peak % max.	% of total
1	15.041	6.047	25.492		M36829098	2176851327	100.00	100.000%
Sum of corrected areas:						2176851327		

F1E1445.D ET0209F.M Fri Jun 10 14:23:15 2005 D

File : O:\ORGANIC\SVOA\F1.I\0506\050606\F1E1445.D  
Operator : TT  
Acquired : 6-6-05 18:48:12 PM using AcqMethod ETPH-B.M  
Instrument : F1  
Sample Name: D0618-07B  
Misc Info :  
Vial Number: 14



Mitkem Corporation

Date: 20-Jun-05

Client: Day Environmental, Inc.  
Client Sample ID: MW-7  
Lab ID: D0618-08

Project: Jamestown  
Collection Date: 05/25/05 14:29

Analyses	Result	Qual	RL	Units	DF	Date Analyzed	Batch ID
TOTAL PETROLEUM HYDROCARBONS (TPH) BY GC-FID			TPH_W				
Extractable Total Petroleum Hydrocarbon	ND		0.35	mg/L	1	06/06/2005 19:26	18319
Surr: para-Terphenyl	91.9		24.4-123	%REC	1	06/06/2005 19:26	18319

Qualifiers: ND - Not Detected at the Reporting Limit  
J - Analyte detected below quantitation limits  
B - Analyte detected in the associated Method Blank  
DF - Dilution Factor

S - Spike Recovery outside accepted recovery limits  
R - RPD outside accepted recovery limits  
E - Value above quantitation range  
RL - Reporting Limit

## Quantitation Report (QT Reviewed)

Data File : O:\ORGANIC\SVOA\F1.I\0506\050606\F1E1447.D Vial: 15  
Acq On : 6-6-05 19:26:18 PM Operator: TT  
Sample : D0618-08B Inst : F1  
Misc : Multiplr: 1.00  
IntFile : AUTOINT1.E  
Quant Time: Jun 10 14:52 19105 Quant Results File: ET0209F.RES

Quant Method : O:\ORGANIC\SVOA\F1.I\QMETHODS\ET0209F.M (Chemstation Integrator)  
Title : TPH, ETPH, DRO, Fuel ID,  
Last Update : Tue Jun 07 13:09:46 2005  
Response via : Initial Calibration  
DataAcq Meth : ETPH-B.M

Volume Inj. : 1  
Signal Phase : DB-5MS  
Signal Info : 0.25

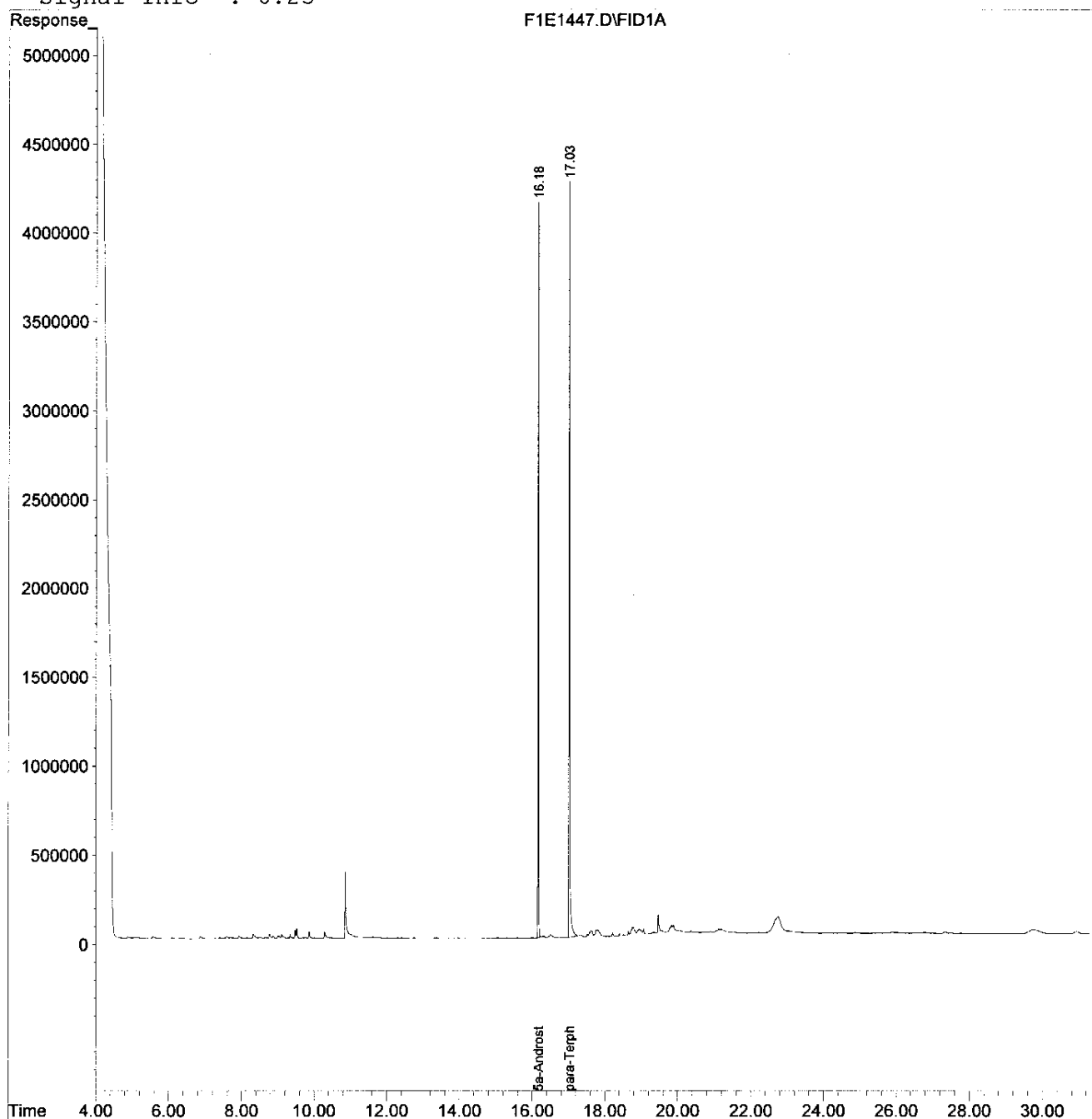
Compound	R.T.	Response	Conc Units
Internal Standards			
1) I 5a-Androstane	16.18	48552434	40.000 ug/ml
System Monitoring Compounds			
2) S para-Terphenyl	17.03	60527074	45.955 ug/ml
Spiked Amount 50.000		Recovery =	91.91%
Target Compounds			
3) NONANE C9	0.00	0	N.D. ug/ml
4) DECANE C10	0.00	0	N.D. ug/ml
5) DODECANE C12	0.00	0	N.D. ug/ml
6) TETRADECANE C14	0.00	0	N.D. ug/ml
7) HEXADECANE C 16	0.00	0	N.D. ug/ml
8) OCTADECANE C18	0.00	0	N.D. ug/ml
9) NONADECANE C19	0.00	0	N.D. ug/ml
10) EICOSANE C20	0.00	0	N.D. ug/ml
11) DOCOSANE C22	0.00	0	N.D. ug/ml
12) TETRACOSANE C24	0.00	0	N.D. ug/ml
13) HEXACOSANE C26	0.00	0	N.D. ug/ml
14) OCTACOSANE C28	0.00	0	N.D. ug/ml
15) TRIACONTANE C30	0.00	0	N.D. ug/ml
16) HEXATRIACONTANE C36	0.00	0	N.D. ug/ml

# Quantitation Report

Data File : O:\ORGANIC\SVOA\F1.I\0506\050606\F1E1447.D Vial: 15  
Acq On : 6-6-05 19:26:18 PM Operator: TT  
Sample : D0618-08B Inst : F1  
Misc : Multiplr: 1.00  
IntFile : AUTOINT1.E  
Quant Time: Jun 10 14:52 19105 Quant Results File: ET0209F.RES

Quant Method : O:\ORGANIC\SVOA\F1.I\QMETHODS\ET0209F.M (Chemstation Integrator)  
Title : TPH, ETPH, DRO, Fuel ID,  
Last Update : Tue Jun 07 13:09:46 2005  
Response via : Multiple Level Calibration  
DataAcq Meth : ETPH-B.M

Volume Inj. : 1  
Signal Phase : DB-5MS  
Signal Info : 0.25



# Area Percent Report

Data File : O:\ORGANIC\SVOA\F1.I\0506\050606\F1E1447.D Vial: 15  
 Acq On : 6-6-05 19:26:18 PM Operator: TT  
 Sample : D0618-08B Inst : F1  
 Misc : Multiplr: 1.00  
 IntFile : AUTOINT1.E

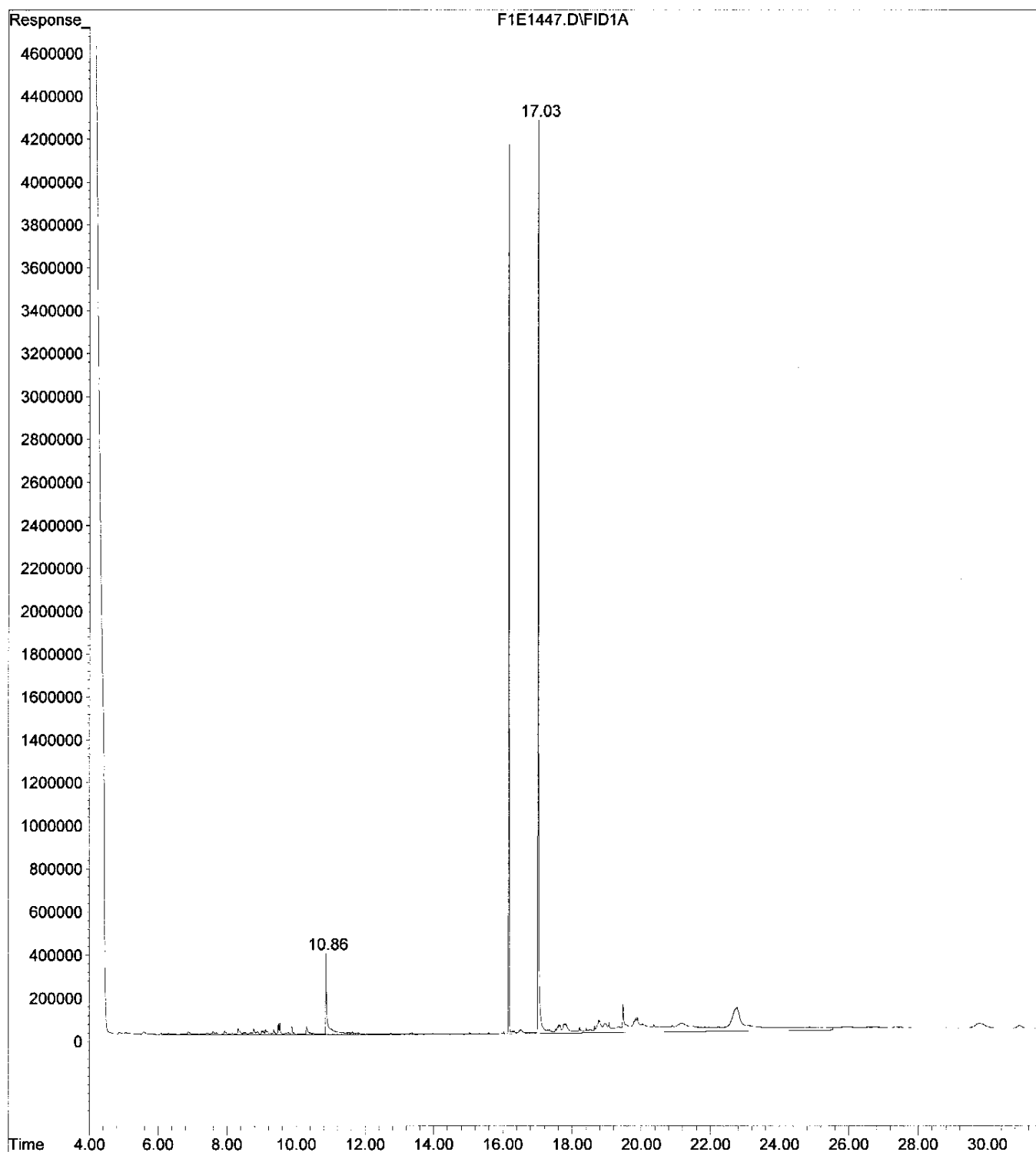
Method : O:\ORGANIC\SVOA\F1.I\QMETHODS\ET0209F.M (Chemstation Integrator)  
 Title : TPH, ETPH, DRO, Fuel ID,

Signal : F1E1447.D\FID1A

peak #	R.T. min	Start min	End min	PK TY	peak height	peak area	peak % max.	% of total
1	10.865	6.102	14.717	M	376937	34331391	14.47%	12.644%
2	17.027	14.745	25.548	M	4253115	237182615	100.00%	87.356%
Sum of corrected areas:						271514005		

F1E1447.D ET0209F.M Fri Jun 10 14:19:16 2005 D

File : O:\ORGANIC\SVOA\F1.I\0506\050606\F1E1447.D  
Operator : TT  
Acquired : 6-6-05 19:26:18 PM using AcqMethod ETPH-B.M  
Instrument : F1  
Sample Name: D0618-08B  
Misc Info :  
Vial Number: 15



FRONT COLUMN      Response Factors ETPH --- 02/09/05

Conc. (ug/ml)	Level 1A 2.5	Level 1 25	Level 2 50	Level 3 100	Level 4 200	Level 5 400
5α -Androstane	41,631,943	41,182,066	40,458,488	39,790,653	40,715,035	40,366,679
para-Terphenyl	2,845,145	26,759,907	52,552,838	114,800,604	224,099,212	437,321,177
Nonane C9	3,210,367	25,365,229	49,005,064	102,712,624	197,929,246	383,764,192
Decane C10	3,141,618	25,250,666	48,816,617	102,530,202	198,133,186	384,777,205
Dodecane C12	2,949,485	24,647,323	48,098,028	101,867,434	198,140,624	386,524,869
Tetradecane C14	2,821,514	24,812,506	48,529,205	102,496,833	199,115,126	387,916,136
Hexadecane C16	2,966,067	25,483,942	49,659,585	104,657,934	203,222,679	395,850,402
Octadecane C18	3,052,323	25,705,733	50,004,574	105,286,022	204,423,195	397,646,118
Nonadecane C19	3,082,330	25,989,628	50,479,415	106,077,351	205,976,756	400,419,680
Eicosane C20	3,156,746	26,261,776	51,003,334	107,155,085	207,989,071	404,477,973
Docosane C22	3,191,238	26,312,587	51,061,126	107,023,008	207,726,711	403,685,034
Tetracosane C24	3,138,493	26,255,421	51,073,413	107,332,243	208,556,870	405,236,280
Hexacosane C26	3,114,817	26,322,792	51,300,482	107,806,932	209,490,672	407,107,131
Octacosane C28	3,076,613	26,126,130	51,013,525	107,374,884	209,017,778	406,604,686
triacontane C30	2,991,603	25,880,534	50,661,998	106,864,784	208,549,850	406,204,364
Hexatriacontane C36	2,817,198	24,275,238	48,429,383	103,610,708	203,708,937	398,305,575

RRF of C9-C36      1.1725  
Mean= 1.0337

0.9954      0.9874  
Std. Dev= 0.0730

1.0575      1.0042      0.9853  
RSD(%)= 7.0608

RRF of C10-C28      1.1771  
Mean= 1.0366

1.0001      0.9905  
Std. Dev= 0.0738

1.0597      1.0056      0.9865  
RSD(%)= 7.1160



# Response Factor Report F1

Method : C:\HPCHEM\1\QMETHODS\ET0209F.M (Chemstation Integrator)  
 Title : TPH, ETPH, DRO, Fuel ID,  
 Last Update : Wed Feb 09 10:38:46 2005

## Calibration Files

L1A =F1D8893.D L1 =F1D8895.D L2 =F1D8897.D  
 L3 =F1D8899.D L4 =F1D8901.D L5 =F1D8903.D

Compound			L1A	L1	L2	L3	L4	L5	Avg			%RSD
-----												
1) I	5a-Androstane		-----ISTD-----									
2) S	para-Terphenyl		1.093	1.040	1.039	1.154	1.101	1.083	1.085	0		3.96
3)	NONANE C9		1.234	0.985	0.969	1.033	0.972	0.951	1.024	0		10.40
4)	DECANE C10		1.207	0.981	0.965	1.031	0.973	0.953	1.018	0		9.46
5)	DODECANE C12		1.134	0.958	0.951	1.024	0.973	0.958	1.000	0		7.09
6)	TETRADECANE C14		1.084	0.964	0.960	1.030	0.978	0.961	0.996	0		5.10
7)	HEXADECANE C 16		1.140	0.990	0.982	1.052	0.998	0.981	1.024	0		6.13
8)	OCTADECANE C18		1.173	0.999	0.989	1.058	1.004	0.985	1.035	0		7.04
9)	NONADECANE C19		1.185	1.010	0.998	1.066	1.012	0.992	1.044	0		7.08
10)	EICOSANE C20		1.213	1.020	1.009	1.077	1.022	1.002	1.057	0		7.66
11)	DOCOSANE C22		1.226	1.022	1.010	1.076	1.020	1.000	1.059	0		8.13
12)	TETRACOSANE C24		1.206	1.020	1.010	1.079	1.024	1.004	1.057	0		7.35
13)	HEXACOSANE C26		1.197	1.023	1.014	1.084	1.029	1.009	1.059	0		6.86
14)	OCTACOSANE C28		1.182	1.015	1.009	1.079	1.027	1.007	1.053	0		6.53
15)	TRIACONTANE C30		1.150	1.006	1.002	1.074	1.024	1.006	1.044	0		5.61
16)	HEXATRIACONTANE C36		1.083	0.943	0.958	1.042	1.001	0.987	1.002	0		5.23

(#) = Out of Range

ET0209F.M

Wed Feb 09 10:40:03 2005

HPDOS9

# Quantitation Report (QT Reviewed)

Data File : C:\HPCHEM\1\DATA\FEB05\050208\F1D8893.D Vial: 1  
 Acq On : 2-8-05 14:37:29 PM Operator: TT  
 Sample : ETPH L1A Inst : F1  
 Misc : Multiplr: 1.00  
 IntFile : AUTOINT1.E  
 Quant Time: Feb 9 10:34 19105 Quant Results File: ET0209F.RES

Quant Method : C:\HPCHEM\1\QMETHODS\ET0209F.M (Chemstation Integrator)  
 Title : TPH, ETPH, DRO, Fuel ID,  
 Last Update : Wed Feb 09 10:32:12 2005  
 Response via : Initial Calibration  
 DataAcq Meth : ETPH-B.M

Volume Inj. : 1  
 Signal Phase : DB-5MS  
 Signal Info : 0.25

Compound	R.T.	Response	Conc Units	
Internal Standards				
1) I 5a-Androstane	16.26	41631943	40.000 ng	
System Monitoring Compounds				
2) S para-Terphenyl	17.09	2845145	2.631 ng	
Spiked Amount 50.000	Recovery	=	5.26%	
Target Compounds				
3) NONANE C9	6.34	3210367	3.183 ng	m2
4) DECANE C10	8.06	3141618	3.127 ng	
5) DODECANE C12	10.31	2949485	2.980 ng	
6) TETRADECANE C14	11.99	2821514	2.825 ng	
7) HEXADECANE C 16	13.42	2966067	2.902 ng	
8) OCTADECANE C18	14.69	3052323	2.966 ng	
9) NONADECANE C19	15.28	3082330	2.967 ng	
10) EICOSANE C20	15.84	3156746	3.007 ng	2/9/54
11) DOCOSANE C22	16.88	3191238	3.037 ng	
12) TETRACOSANE C24	17.85	3138493	2.986 ng	
13) HEXACOSANE C26	18.73	3114817	2.950 ng	
14) OCTACOSANE C28	19.56	3076613	2.930 ng	
15) TRIACONTANE C30	20.49	2991603	2.869 ng	
16) HEXATRIACONTANE C36	25.57	2817198	2.827 ng	m3

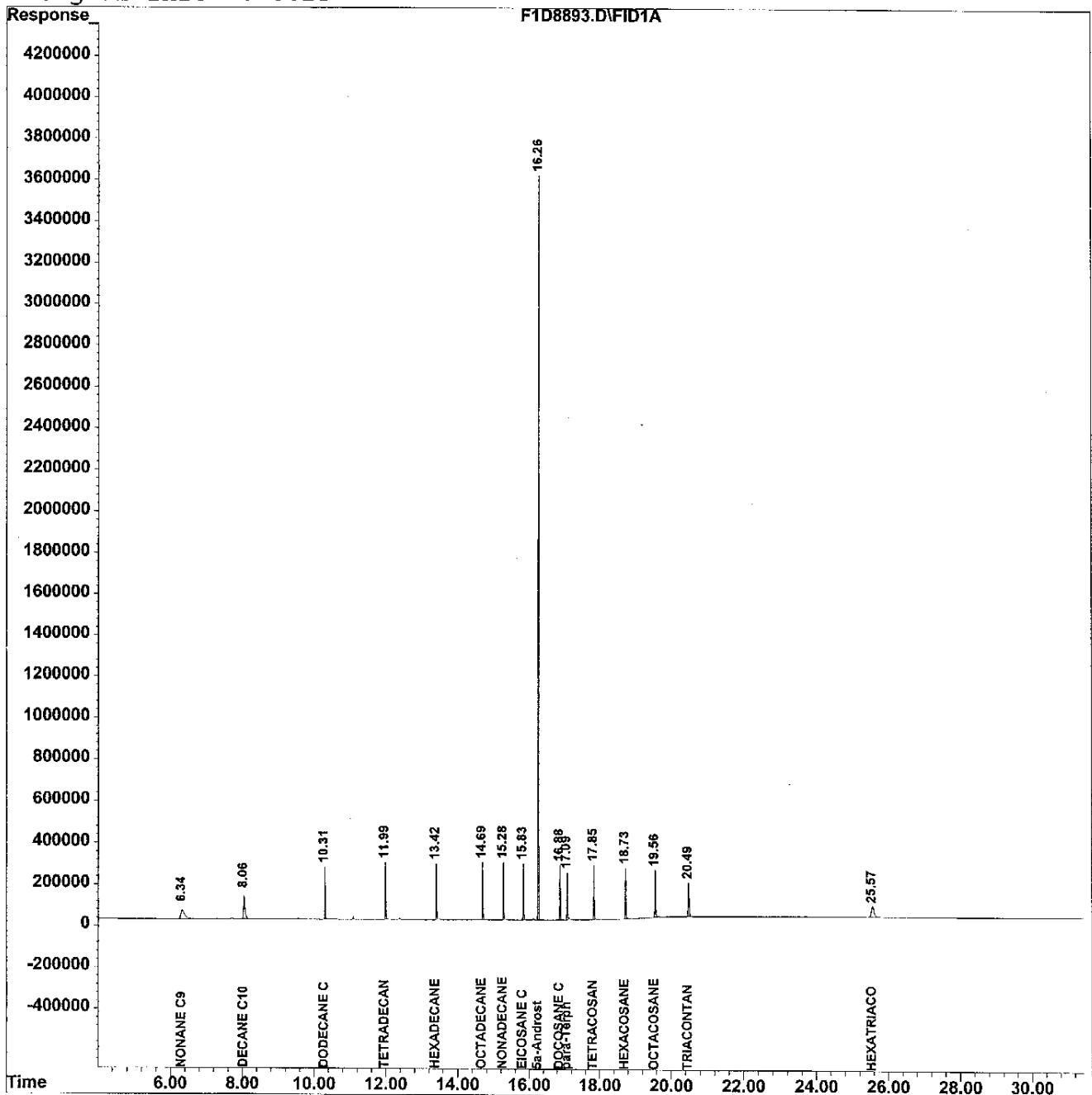
2/9/54

# Quantitation Report

Data File : C:\HPCHEM\1\DATA\FEB05\050208\F1D8893.D Vial: 1  
 Acq On : 2-8-05 14:37:29 PM Operator: TT  
 Sample : ETPH L1A Inst : F1  
 Misc : Multiplr: 1.00  
 IntFile : AUTOINT1.E  
 Quant Time: Feb 9 10:34 19105 Quant Results File: ET0209F.RES

Quant Method : C:\HPCHEM\1\QMETHODS\ET0209F.M (Chemstation Integrator)  
 Title : TPH, ETPH, DRO, Fuel ID,  
 Last Update : Wed Feb 09 10:32:12 2005  
 Response via : Multiple Level Calibration  
 DataAcq Meth : ETPH-B.M

Volume Inj. : 1  
 Signal Phase : DB-5MS  
 Signal Info : 0.25



# Quantitation Report (QT Reviewed)

Data File : C:\HPCHEM\1\DATA\FEB05\050208\F1D8895.D Vial: 2  
 Acq On : 2-8-05 15:15:45 PM Operator: TT  
 Sample : ETPH L1 Inst : F1  
 Misc : Multiplr: 1.00  
 IntFile : AUTOINT1.E  
 Quant Time: Feb 9 10:35 19105 Quant Results File: ET0209F.RES

Quant Method : C:\HPCHEM\1\QMETHODS\ET0209F.M (Chemstation Integrator)  
 Title : TPH, ETPH, DRO, Fuel ID,  
 Last Update : Wed Feb 09 10:32:12 2005  
 Response via : Initial Calibration  
 DataAcq Meth : ETPH-B.M

Volume Inj. : 1  
 Signal Phase : DB-5MS  
 Signal Info : 0.25

Compound	R.T.	Response	Conc Units
Internal Standards			
1) I 5a-Androstane	16.26	41182066	40.000 ng
System Monitoring Compounds			
2) S para-Terphenyl	17.09	26759907	25.013 ng
Spiked Amount 50.000	Recovery	=	50.03%
Target Compounds			
3) NONANE C9	6.33	25365229	25.425 ng
4) DECANE C10	8.06	25250666	25.407 ng
5) DODECANE C12	10.31	24647323	25.172 ng
6) TETRADECANE C14	11.99	24812506	25.115 ng
7) HEXADECANE C 16	13.42	25483942	25.208 ng
8) OCTADECANE C18	14.69	25705733	25.252 ng
9) NONADECANE C19	15.28	25989628	25.290 ng
10) EICOSANE C20	15.84	26261776	25.293 ng
11) DOCOSANE C22	16.88	26312587	25.313 ng
12) TETRACOSANE C24	17.85	26255421	25.252 ng
13) HEXACOSANE C26	18.74	26322792	25.205 ng
14) OCTACOSANE C28	19.56	26126130	25.157 ng
15) TRIACONTANE C30	20.49	25880534	25.094 ng
16) HEXATRIACONTANE C36	25.58	24275238	24.622 ng

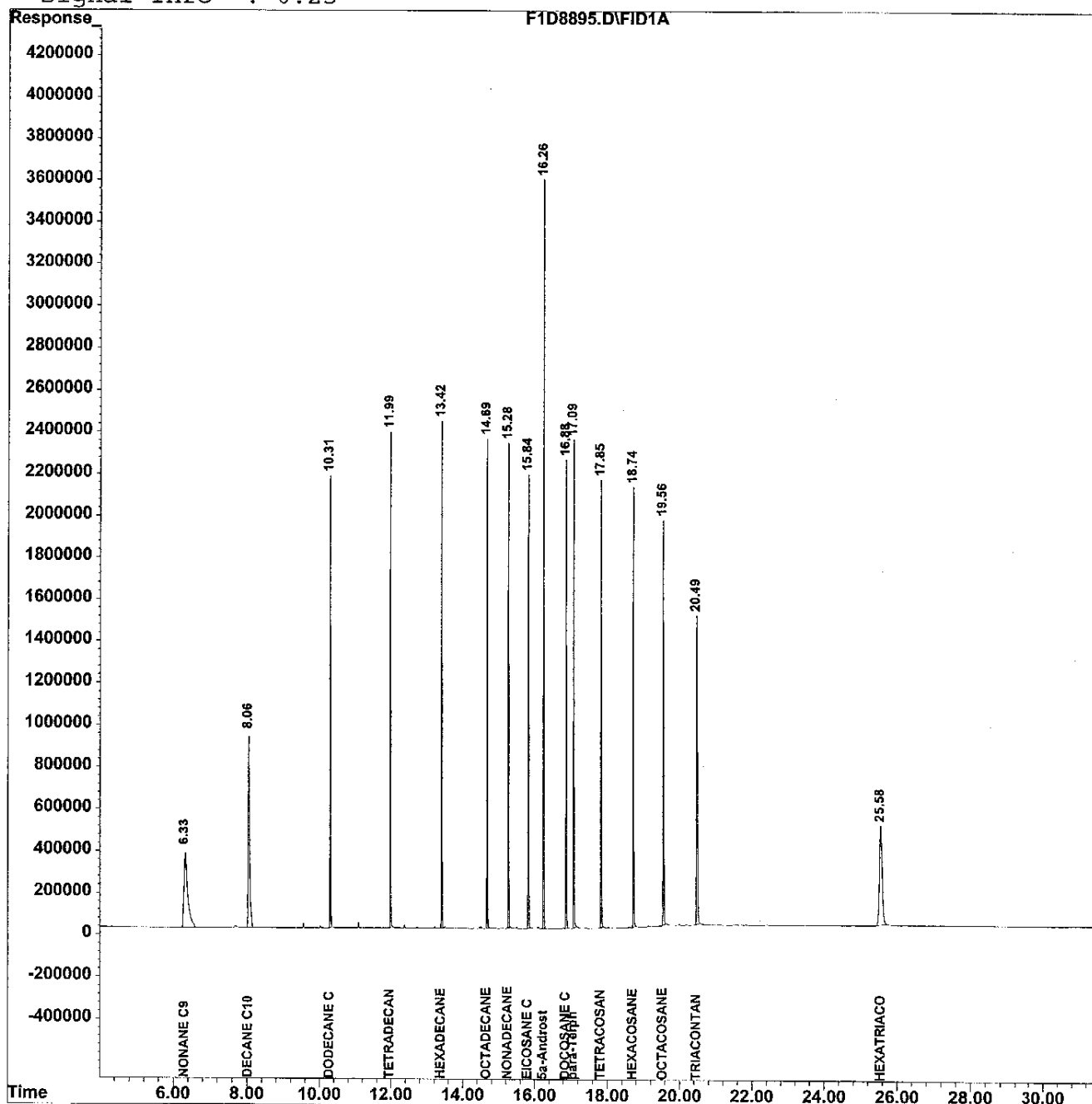
2/9/5 11

# Quantitation Report

Data File : C:\HPCHEM\1\DATA\FEB05\050208\F1D8895.D Vial: 2  
 Acq On : 2-8-05 15:15:45 PM Operator: TT  
 Sample : ETPH L1 Inst : F1  
 Misc : Multiplr: 1.00  
 IntFile : AUTOINT1.E  
 Quant Time: Feb 9 10:35 19105 Quant Results File: ET0209F.RES

Quant Method : C:\HPCHEM\1\QMETHODS\ET0209F.M (Chemstation Integrator)  
 Title : TPH, ETPH, DRO, Fuel ID,  
 Last Update : Wed Feb 09 10:32:12 2005  
 Response via : Multiple Level Calibration  
 DataAcq Meth : ETPH-B.M

Volume Inj. : 1  
 Signal Phase : DB-5MS  
 Signal Info : 0.25



# Quantitation Report (QT Reviewed)

Data File : C:\HPCHEM\1\DATA\FEB05\050208\F1D8897.D Vial: 3  
 Acq On : 2-8-05 15:53:55 PM Operator: TT  
 Sample : ETPH L2 Inst : F1  
 Misc : Multiplr: 1.00  
 IntFile : AUTOINT1.E  
 Quant Time: Feb 9 10:54 19105 Quant Results File: ET0209F.RES

Quant Method : C:\HPCHEM\1\QMETHODS\ET0209F.M (Chemstation Integrator)  
 Title : TPH, ETPH, DRO, Fuel ID,  
 Last Update : Wed Feb 09 10:53:34 2005  
 Response via : Initial Calibration  
 DataAcq Meth : ETPH-B.M

Volume Inj. : 1  
 Signal Phase : DB-5MS  
 Signal Info : 0.25

Compound	R.T.	Response	Conc Units
-----			
Internal Standards			
1) I 5a-Androstane	16.26	40458488	40.000 ng
System Monitoring Compounds			
2) S para-Terphenyl	17.09	52552838	50.000 ng
Spiked Amount 50.000	Recovery	=	100.00%
Target Compounds			
3) NONANE C9	6.33	49005064	50.000 ng
4) DECANE C10	8.06	48818617	50.000 ng
5) DODECANE C12	10.32	48098028	50.000 ng
6) TETRADECANE C14	11.99	48529205	50.000 ng
7) HEXADECANE C 16	13.42	49659585	50.000 ng
8) OCTADECANE C18	14.69	50004574	50.000 ng
9) NONADECANE C19	15.28	50479415	50.000 ng
10) EICOSANE C20	15.84	51003334	50.000 ng
11) DOCOSANE C22	16.89	51061126	50.000 ng
12) TETRACOSANE C24	17.85	51073413	50.000 ng
13) HEXACOSANE C26	18.74	51300482	50.000 ng
14) OCTACOSANE C28	19.57	51013525	50.000 ng
15) TRIACONTANE C30	20.49	50661998	50.000 ng
16) HEXATRIACONTANE C36	25.58	48429383	50.000 ng

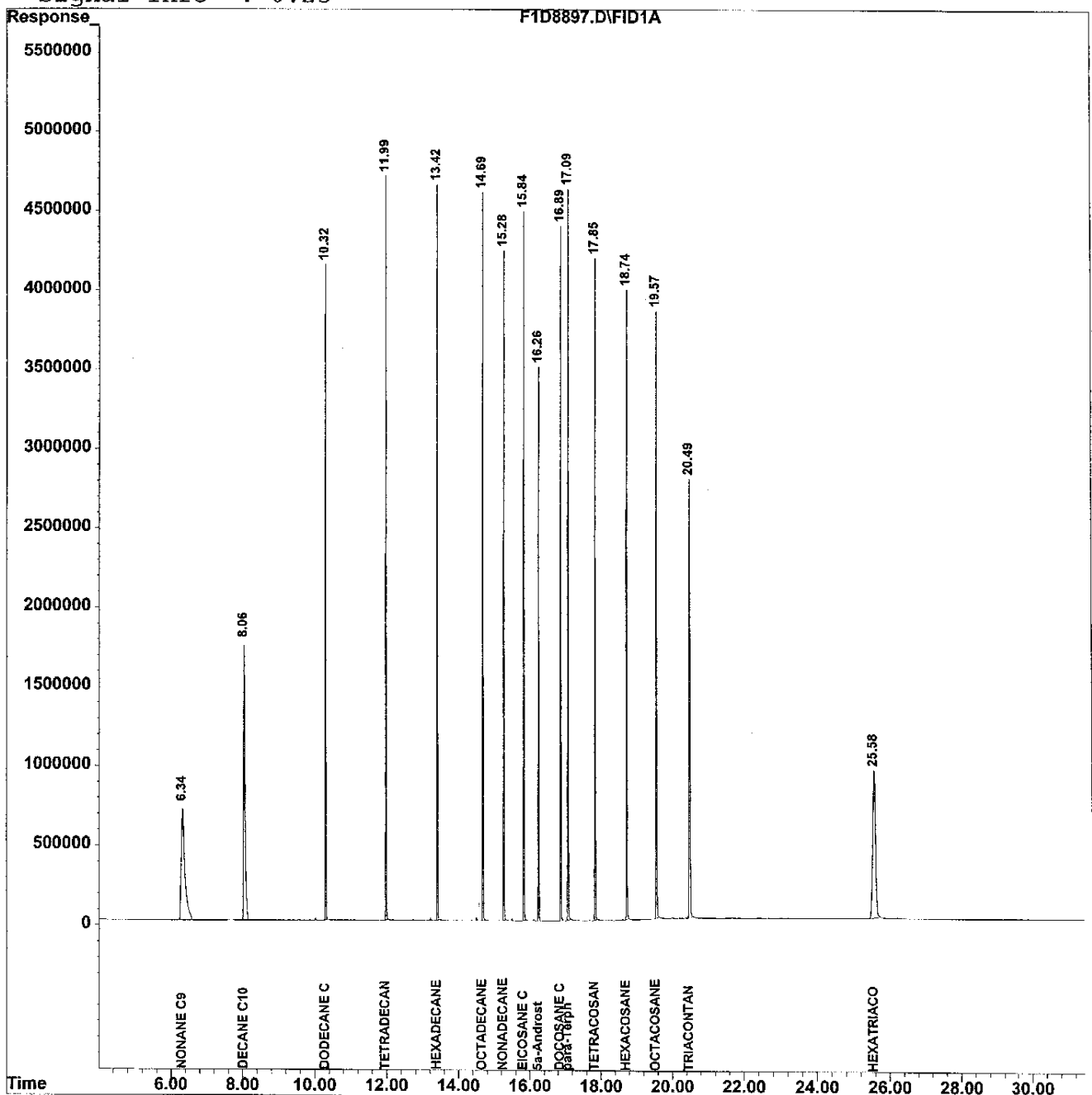
2/9/05

# Quantitation Report

Data File : C:\HPCHEM\1\DATA\FEB05\050208\F1D8897.D Vial: 3  
 Acq On : 2-8-05 15:53:55 PM Operator: TT  
 Sample : ETPH L2 Inst : F1  
 Misc : Multiplr: 1.00  
 IntFile : AUTOINT1.E  
 Quant Time: Feb 9 10:54 19105 Quant Results File: ET0209F.RES

Quant Method : C:\HPCHEM\1\QMETHODS\ET0209F.M (Chemstation Integrator)  
 Title : TPH, ETPH, DRO, Fuel ID,  
 Last Update : Wed Feb 09 10:53:34 2005  
 Response via : Multiple Level Calibration  
 DataAcq Meth : ETPH-B.M

Volume Inj. : 1  
 Signal Phase : DB-5MS  
 Signal Info : 0.25



# Quantitation Report (QT Reviewed)

Data File : C:\HPCHEM\1\DATA\FEB05\050208\F1D8899.D Vial: 4  
 Acq On : 2-8-05 16:32:12 PM Operator: TT  
 Sample : ETPH L3 Inst : F1  
 Misc : Multiplr: 1.00  
 IntFile : AUTOINT1.E  
 Quant Time: Feb 9 10:36 19105 Quant Results File: ET0209F.RES

Quant Method : C:\HPCHEM\1\QMETHODS\ET0209F.M (Chemstation Integrator)  
 Title : TPH, ETPH, DRO, Fuel ID,  
 Last Update : Wed Feb 09 10:32:12 2005  
 Response via : Initial Calibration  
 DataAcq Meth : ETPH-B.M

Volume Inj. : 1  
 Signal Phase : DB-5MS  
 Signal Info : 0.25

Compound	R.T.	Response	Conc Units
Internal Standards			
1) I 5a-Androstane	16.26	39790653	40.000 ng
System Monitoring Compounds			
2) S para-Terphenyl	17.10	114800604	111.057 ng
Spiked Amount 50.000	Recovery	=	222.11%
Target Compounds			
3) NONANE C9	6.34	102712624	106.557 ng
4) DECANE C10	8.06	102530202	106.774 ng
5) DODECANE C12	10.32	101867434	107.673 ng
6) TETRADECANE C14	12.00	102496833	107.376 ng
7) HEXADECANE C 16	13.43	104657934	107.144 ng
8) OCTADECANE C18	14.70	105286022	107.043 ng
9) NONADECANE C19	15.29	106077351	106.833 ng
10) EICOSANE C20	15.85	107155085	106.810 ng
11) DOCOSANE C22	16.90	107023008	106.558 ng
12) TETRACOSANE C24	17.86	107332243	106.840 ng
13) HEXACOSANE C26	18.75	107806932	106.838 ng
14) OCTACOSANE C28	19.57	107374884	107.008 ng
15) TRIACONTANE C30	20.50	106864784	107.239 ng
16) HEXATRIACONTANE C36	25.62	103610708	108.766 ng

2/9/5 "



# Quantitation Report

Data File : C:\HPCHEM\1\DATA\FEB05\050208\F1D8899.D

Vial: 4

Acq On : 2-8-05 16:32:12 PM

Operator: TT

Sample : ETPH L3

Inst : F1

Misc :

Multiplr: 1.00

IntFile : AUTOINT1.E

Quant Time: Feb 9 10:36 19105 Quant Results File: ET0209F.RES

Quant Method : C:\HPCHEM\1\QMETHODS\ET0209F.M (Chemstation Integrator)

Title : TPH, ETPH, DRO, Fuel ID,

Last Update : Wed Feb 09 10:32:12 2005

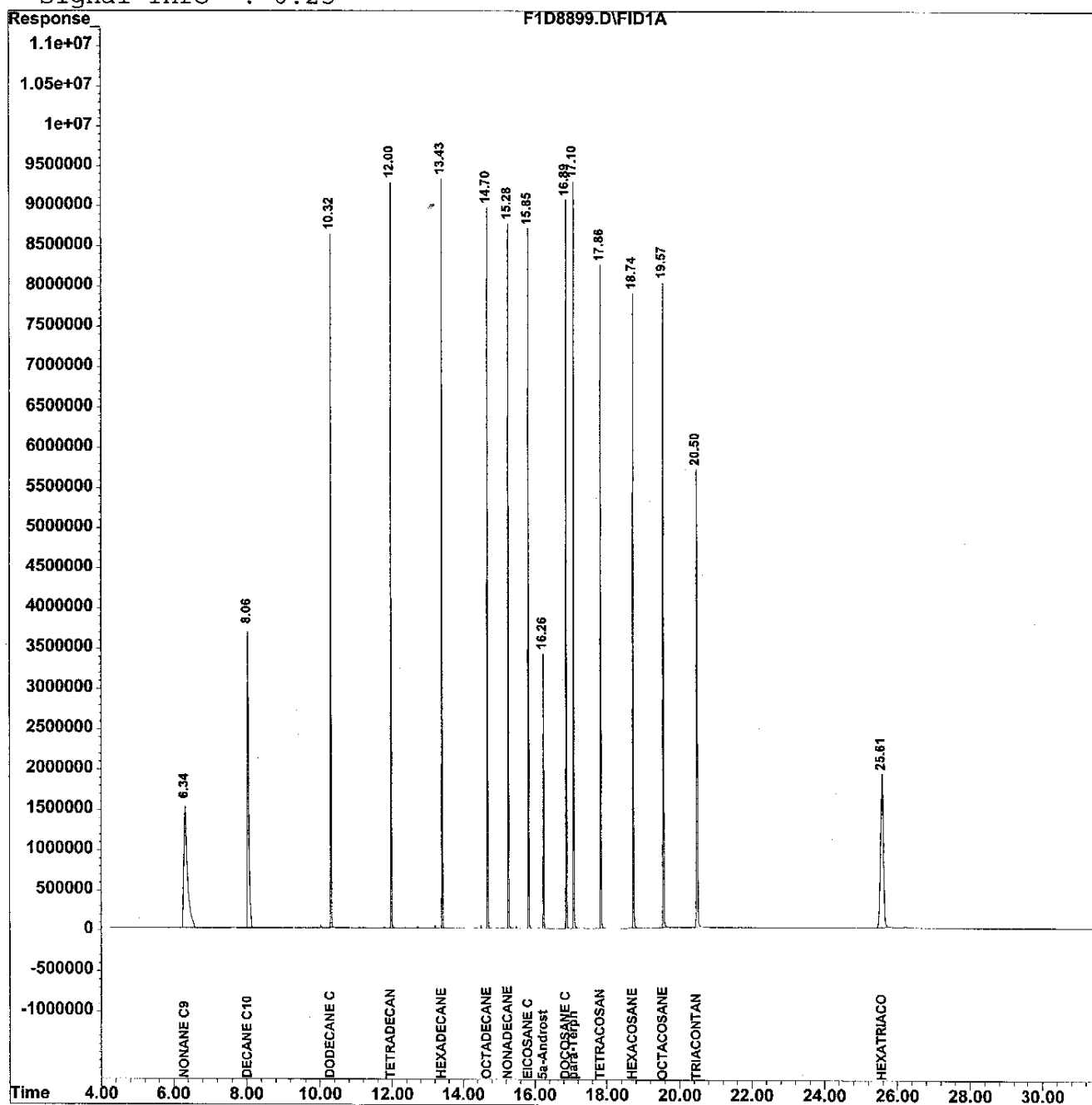
Response via : Multiple Level Calibration

DataAcq Meth : ETPH-B.M

Volume Inj. : 1

Signal Phase : DB-5MS

Signal Info : 0.25



Quantitation Report (QT Reviewed)

Data File : C:\HPCHEM\1\DATA\FEB05\050208\F1D8901.D Vial: 5  
 Acq On : 2-8-05 17:10:27 PM Operator: TT  
 Sample : ETPH L4 Inst : F1  
 Misc : Multiplr: 1.00  
 IntFile : AUTOINT1.E  
 Quant Time: Feb 9 10:37 19105 Quant Results File: ET0209F.RES

Quant Method : C:\HPCHEM\1\QMETHODS\ET0209F.M (Chemstation Integrator)  
 Title : TPH, ETPH, DRO, Fuel ID,  
 Last Update : Wed Feb 09 10:32:12 2005  
 Response via : Initial Calibration  
 DataAcq Meth : ETPH-B.M

Volume Inj. : 1  
 Signal Phase : DB-5MS  
 Signal Info : 0.25

Compound	R.T.	Response	Conc Units
-----			
Internal Standards			
1) I 5a-Androstane	16.26	40715035	40.000 ng
System Monitoring Compounds			
2) S para-Terphenyl	17.12	224099212	211.870 ng
Spiked Amount 50.000	Recovery	=	423.74%
Target Compounds			
3) NONANE C9	6.33	197929246	200.675 ng
4) DECANE C10	8.06	198133186	201.649 ng
5) DODECANE C12	10.33	198140624	204.678 ng
6) TETRADECANE C14	12.01	199115126	203.857 ng
7) HEXADECANE C 16	13.44	203222679	203.326 ng
8) OCTADECANE C18	14.71	204423195	203.117 ng
9) NONADECANE C19	15.29	205976756	202.735 ng
10) EICOSANE C20	15.85	207989071	202.613 ng
11) DOCOSANE C22	16.91	207726711	202.128 ng
12) TETRACOSANE C24	17.86	208556870	202.887 ng
13) HEXACOSANE C26	18.75	209490672	202.893 ng
14) OCTACOSANE C28	19.58	209017778	203.574 ng
15) TRIACONTANE C30	20.52	208549850	204.528 ng
16) HEXATRIACONTANE C36	25.66	203708937	208.990 ng

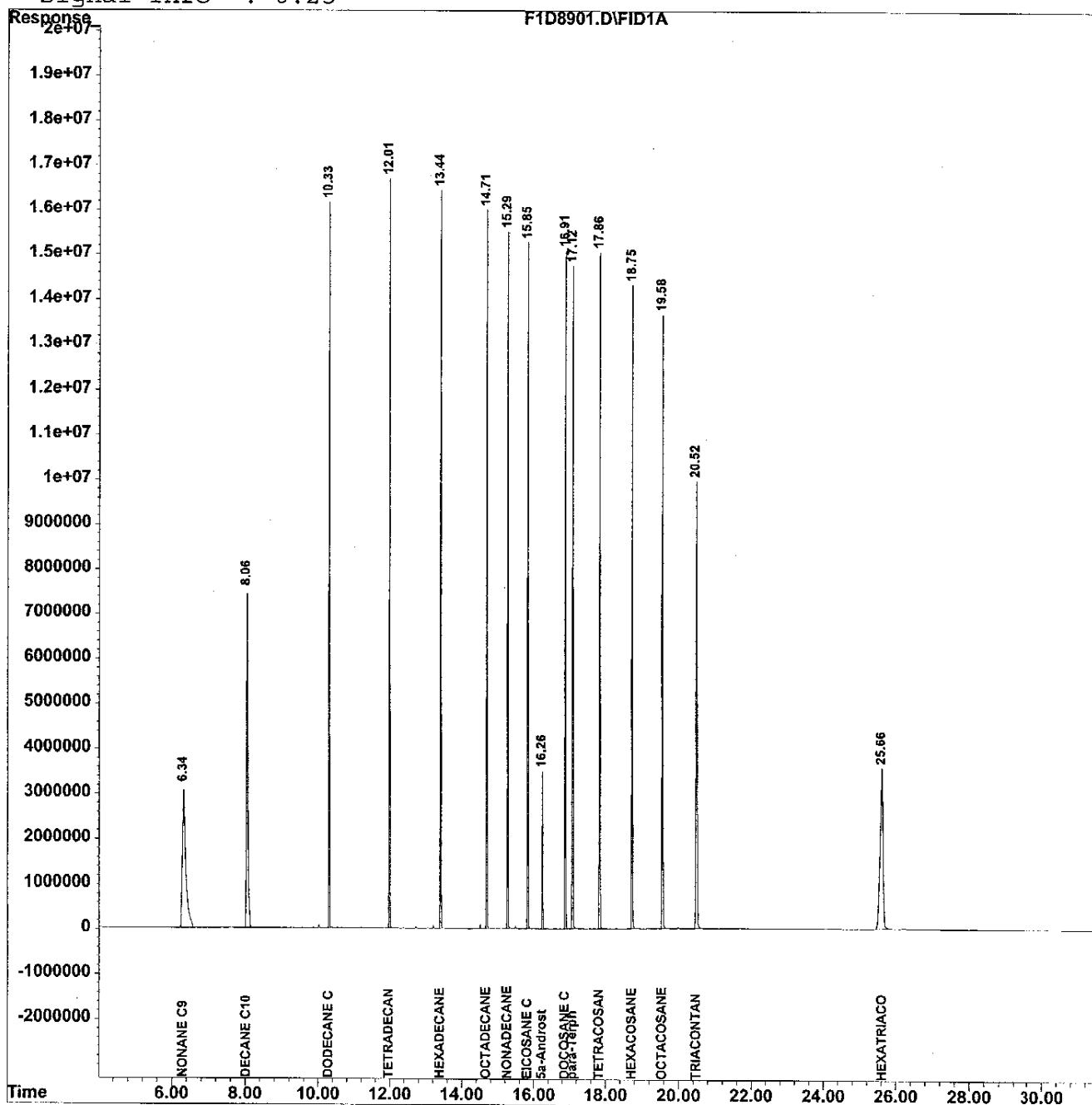
2/9/5"

# Quantitation Report

Data File : C:\HPCHEM\1\DATA\FEB05\050208\F1D8901.D Vial: 5  
 Acq On : 2-8-05 17:10:27 PM Operator: TT  
 Sample : ETPH L4 Inst : F1  
 Misc : Multiplr: 1.00  
 IntFile : AUTOINT1.E  
 Quant Time: Feb 9 10:37 19105 Quant Results File: ET0209F.RES

Quant Method : C:\HPCHEM\1\QMETHODS\ET0209F.M (Chemstation Integrator)  
 Title : TPH, ETPH, DRO, Fuel ID,  
 Last Update : Wed Feb 09 10:32:12 2005  
 Response via : Multiple Level Calibration  
 DataAcq Meth : ETPH-B.M

Volume Inj. : 1  
 Signal Phase : DB-5MS  
 Signal Info : 0.25



Quantitation Report (QT Reviewed)

Data File : C:\HPCHEM\1\DATA\FEB05\050208\F1D8903.D Vial: 6  
 Acq On : 2-8-05 17:48:36 PM Operator: TT  
 Sample : ETPH L5 Inst : F1  
 Misc : Multiplr: 1.00  
 IntFile : AUTOINT1.E  
 Quant Time: Feb 9 10:38 19105 Quant Results File: ET0209F.RES

Quant Method : C:\HPCHEM\1\QMETHODS\ET0209F.M (Chemstation Integrator)  
 Title : TPH, ETPH, DRO, Fuel ID,  
 Last Update : Wed Feb 09 10:32:12 2005  
 Response via : Initial Calibration  
 DataAcq Meth : ETPH-B.M

Volume Inj. : 1  
 Signal Phase : DB-5MS  
 Signal Info : 0.25

Compound	R.T.	Response	Conc Units
-----			
Internal Standards			
1) I 5a-Androstane	16.26	40366679	40.000 ng
System Monitoring Compounds			
2) S para-Terphenyl	17.13	437321177	417.024 ng
Spiked Amount 50.000	Recovery	=	834.05%
Target Compounds			
3) NONANE C9	6.34	383764192	392.446 ng
4) DECANE C10	8.07	384777205	394.985 ng
5) DODECANE C12	10.34	386524869	402.723 ng
6) TETRADECANE C14	12.02	387916136	400.582 ng
7) HEXADECANE C 16	13.45	395850402	399.470 ng
8) OCTADECANE C18	14.72	397646118	398.514 ng
9) NONADECANE C19	15.31	400419680	397.519 ng
10) EICOSANE C20	15.87	404477973	397.423 ng
11) DOCOSANE C22	16.92	403685034	396.195 ng
12) TETRACOSANE C24	17.88	405236280	397.622 ng
13) HEXACOSANE C26	18.77	407107131	397.689 ng
14) OCTACOSANE C28	19.60	406604686	399.433 ng
15) TRIACONTANE C30	20.54	406204364	401.808 ng
16) HEXATRIACONTANE C36	25.72	398305575	412.158 ng

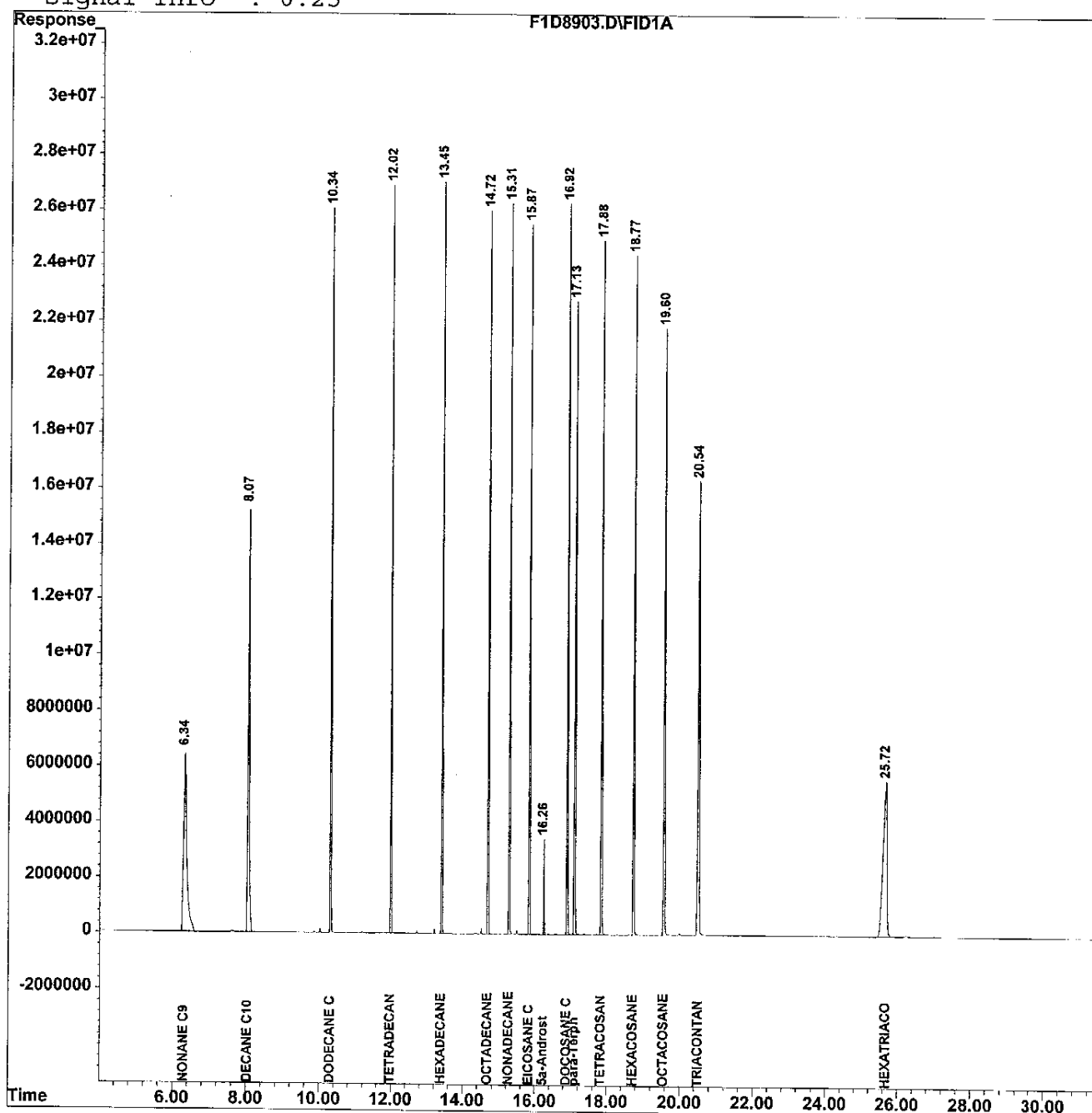
2/5/11

# Quantitation Report

Data File : C:\HPCHEM\1\DATA\FEB05\050208\F1D8903.D Vial: 6  
 Acq On : 2-8-05 17:48:36 PM Operator: TT  
 Sample : ETPH L5 Inst : F1  
 Misc : Multiplr: 1.00  
 IntFile : AUTOINT1.E  
 Quant Time: Feb 9 10:38 19105 Quant Results File: ET0209F.RES

Quant Method : C:\HPCHEM\1\QMETHODS\ET0209F.M (Chemstation Integrator)  
 Title : TPH, ETPH, DRO, Fuel ID,  
 Last Update : Wed Feb 09 10:32:12 2005  
 Response via : Multiple Level Calibration  
 DataAcq Meth : ETPH-B.M

Volume Inj. : 1  
 Signal Phase : DB-5MS  
 Signal Info : 0.25



## Continuing Calibration Report F1

Method : O:\ORGANIC\SVOA\F1.I\QMETHODS\ET0209F.M (Chemstation Integrator)  
Title : TPH, ETPH, DRO, Fuel ID,  
Last Update : Tue Jun 07 13:09:46 2005  
Response via : Initial Calibration

Continuing Calibration File: F1E1433.D

Min. RRF : 0.000 Min. Rel. Area : 50%  
Max. RRF Dev : 25% Max. Rel. Area : 150%

	Compound	AvgRF	CCRF	%Dev	Area%
1 I	5a-Androstane	1.000	1.000	0.0	106
2 S	para-Terphenyl	1.085	1.136	-4.7	116
3	NONANE C9	1.024	1.073	-4.8	117
4	DECANE C10	1.018	1.018	0.0	112
5	DODECANE C12	1.000	1.012	-1.3	113
6	TETRADECANE C14	0.996	1.033	-3.7	114
7	HEXADECANE C 16	1.024	1.067	-4.2	115
8	OCTADECANE C18	1.035	1.053	-1.7	113
9	NONADECANE C19	1.044	1.094	-4.8	116
10	EICOSANE C20	1.057	1.082	-2.3	114
11	DOCOSANE C22	1.059	1.076	-1.6	113
12	TETRACOSANE C24	1.057	1.083	-2.5	113
13	HEXACOSANE C26	1.059	1.078	-1.8	112
14	OCTACOSANE C28	1.053	1.070	-1.5	112
15	TRIACONTANE C30	1.044	1.049	-0.5	111
16	HEXATRIACONTANE C36	1.002	0.964	3.8	107

(#) = Out of Range SPCC's out = 0 CCC's out = 0  
F1E1433.D ET0209F.M Fri Jun 10 14:06:12 2005 D

## Continuing Calibration Report F1

Method : O:\ORGANIC\SVOA\F1.I\QMETHODS\ET0209F.M (Chemstation Integrator)  
Title : TPH, ETPH, DRO, Fuel ID,  
Last Update : Tue Jun 07 13:09:46 2005  
Response via : Initial Calibration

Continuing Calibration File: F1E1455.D

Min. RRF : 0.000 Min. Rel. Area : 50%  
Max. RRF Dev : 25% Max. Rel. Area : 150%

	Compound	AvgRF	CCRF	%Dev	Area%
1 I	5a-Androstane	1.000	1.000	0.0	108
2 S	para-Terphenyl	1.085	1.140	-5.1	119
3	NONANE C9	1.024	1.075	-5.0	120
4	DECANE C10	1.018	1.031	-1.2	116
5	DODECANE C12	1.000	0.995	0.4	113
6	TETRADECANE C14	0.996	1.036	-4.0	117
7	HEXADECANE C 16	1.024	1.070	-4.5	118
8	OCTADECANE C18	1.035	1.080	-4.4	118
9	NONADECANE C19	1.044	1.094	-4.8	119
10	EICOSANE C20	1.057	1.087	-2.8	117
11	DOCOSANE C22	1.059	1.100	-3.8	118
12	TETRACOSANE C24	1.057	1.092	-3.3	117
13	HEXACOSANE C26	1.059	1.089	-2.8	116
14	OCTACOSANE C28	1.053	1.085	-3.0	116
15	TRIACONTANE C30	1.044	1.070	-2.5	116
16	HEXATRIACONTANE C36	1.002	1.032	-3.0	117

(#) = Out of Range SPCC's out = 0 CCC's out = 0  
F1E1455.D ET0209F.M Fri Jun 10 14:29:06 2005 D

## Quantitation Report (QT Reviewed)

Data File : O:\ORGANIC\SVOA\F1.I\0506\050606\F1E1433.D Vial: 92  
Acq On : 6-6-05 14:59:15 PM Operator: TT  
Sample : ETPH CCV Inst : F1  
Misc : Multiplr: 1.00  
IntFile : AUTOINT1.E  
Quant Time: Jun 10 14:05 19105 Quant Results File: ET0209F.RES

Quant Method : O:\ORGANIC\SVOA\F1.I\QMETHODS\ET0209F.M (Chemstation Integrator)  
Title : TPH, ETPH, DRO, Fuel ID,  
Last Update : Tue Jun 07 13:09:46 2005  
Response via : Initial Calibration  
DataAcq Meth : ETPH-B.M

Volume Inj. : 1  
Signal Phase : DB-5MS  
Signal Info : 0.25

Compound	R.T.	Response	Conc Units
Internal Standards			
1) I 5a-Androstane	16.18	42803388	40.000 ug/ml
System Monitoring Compounds			
2) S para-Terphenyl	17.03	60791902	52.356 ug/ml
Spiked Amount 50.000		Recovery =	104.71%
Target Compounds			
3) NONANE C9	6.16	57400391	52.386 ug/ml
4) DECANE C10	7.95	54485785	49.993 ug/ml
5) DODECANE C12	10.24	54164988	50.642 ug/ml
6) TETRADECANE C14	11.92	55296473	51.870 ug/ml
7) HEXADECANE C 16	13.35	57097763	52.117 ug/ml
8) OCTADECANE C18	14.62	56325566	50.871 ug/ml
9) NONADECANE C19	15.21	58541068	52.413 ug/ml
10) EICOSANE C20	15.77	57890907	51.175 ug/ml
11) DOCOSANE C22	16.81	57571024	50.797 ug/ml
12) TETRACOSANE C24	17.77	57959842	51.231 ug/ml
13) HEXACOSANE C26	18.66	57681625	50.889 ug/ml
14) OCTACOSANE C28	19.48	57223542	50.772 ug/ml
15) TRIACONTANE C30	20.38	56125753	50.255 ug/ml
16) HEXATRIACONTANE C36	25.26	51581683	48.104 ug/ml

$$C_{28}/C_{20} = 99\%$$

75 6/6/05

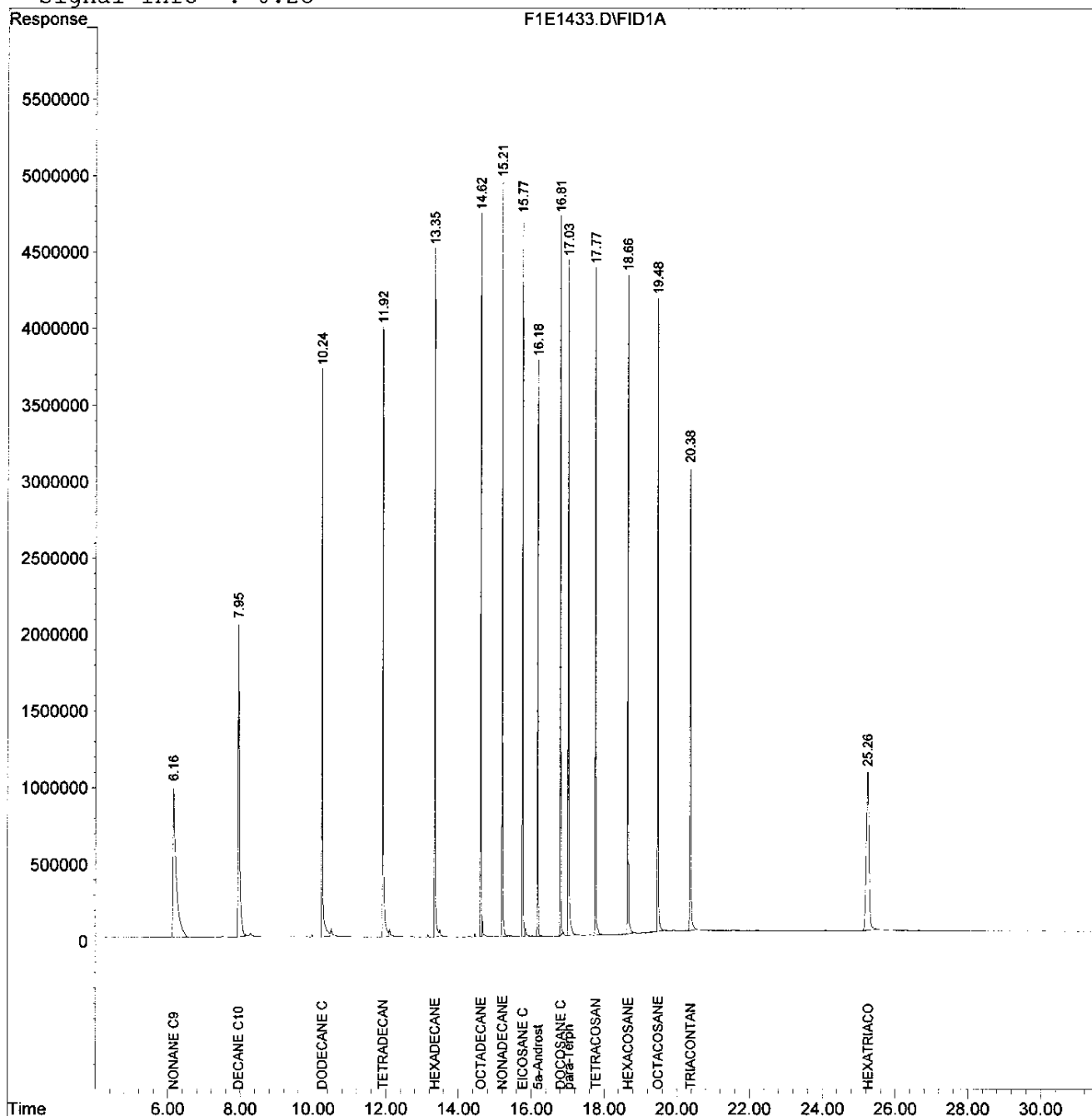


# Quantitation Report

Data File : O:\ORGANIC\SVOA\F1.I\0506\050606\F1E1433.D Vial: 92  
 Acq On : 6-6-05 14:59:15 PM Operator: TT  
 Sample : ETPH CCV Inst : F1  
 Misc : Multiplr: 1.00  
 IntFile : AUTOINT1.E  
 Quant Time: Jun 10 14:05 19105 Quant Results File: ET0209F.RES

Quant Method : O:\ORGANIC\SVOA\F1.I\QMETHODS\ET0209F.M (Chemstation Integrator)  
 Title : TPH, ETPH, DRO, Fuel ID,  
 Last Update : Tue Jun 07 13:09:46 2005  
 Response via : Multiple Level Calibration  
 DataAcq Meth : ETPH-B.M

Volume Inj. : 1  
 Signal Phase : DB-5MS  
 Signal Info : 0.25



Quantitation Report (QT Reviewed)

Data File : O:\ORGANIC\SVOA\F1.I\0506\050606\F1E1455.D Vial: 92  
 Acq On : 6-6-05 21:59:20 PM Operator: TT  
 Sample : ETPH CCV Inst : F1  
 Misc : Multiplr: 1.00  
 IntFile : AUTOINT1.E  
 Quant Time: Jun 10 14:28 19105 Quant Results File: ET0209F.RES

Quant Method : O:\ORGANIC\SVOA\F1.I\QMETHODS\ET0209F.M (Chemstation Integrator)  
 Title : TPH, ETPH, DRO, Fuel ID,  
 Last Update : Tue Jun 07 13:09:46 2005  
 Response via : Initial Calibration  
 DataAcq Meth : ETPH-B.M

Volume Inj. : 1  
 Signal Phase : DB-5MS  
 Signal Info : 0.25

Compound	R.T.	Response	Conc Units
Internal Standards			
1) I 5a-Androstane	16.18	43789786	40.000 ug/ml
System Monitoring Compounds			
2) S para-Terphenyl	17.03	62399722	52.530 ug/ml
Spiked Amount 50.000		Recovery =	105.06%
Target Compounds			
3) NONANE C9	6.16	58851968	52.501 ug/ml
4) DECANE C10	7.95	56422851	50.604 ug/ml
5) DODECANE C12	10.24	54480382	49.790 ug/ml
6) TETRADECANE C14	11.92	56716717	52.004 ug/ml
7) HEXADECANE C 16	13.35	58541735	52.231 ug/ml
8) OCTADECANE C18	14.62	59118789	52.191 ug/ml
9) NONADECANE C19	15.20	59859171	52.386 ug/ml
10) EICOSANE C20	15.76	59486414	51.401 ug/ml
11) DOCOSANE C22	16.81	60194766	51.916 ug/ml
12) TETRACOSANE C24	17.77	59760272	51.633 ug/ml
13) HEXACOSANE C26	18.66	59609215	51.405 ug/ml
14) OCTACOSANE C28	19.48	59366218	51.486 ug/ml
15) TRIACONTANE C30	20.37	58580869	51.272 ug/ml
16) HEXATRIACONTANE C36	25.25	56505170	51.509 ug/ml

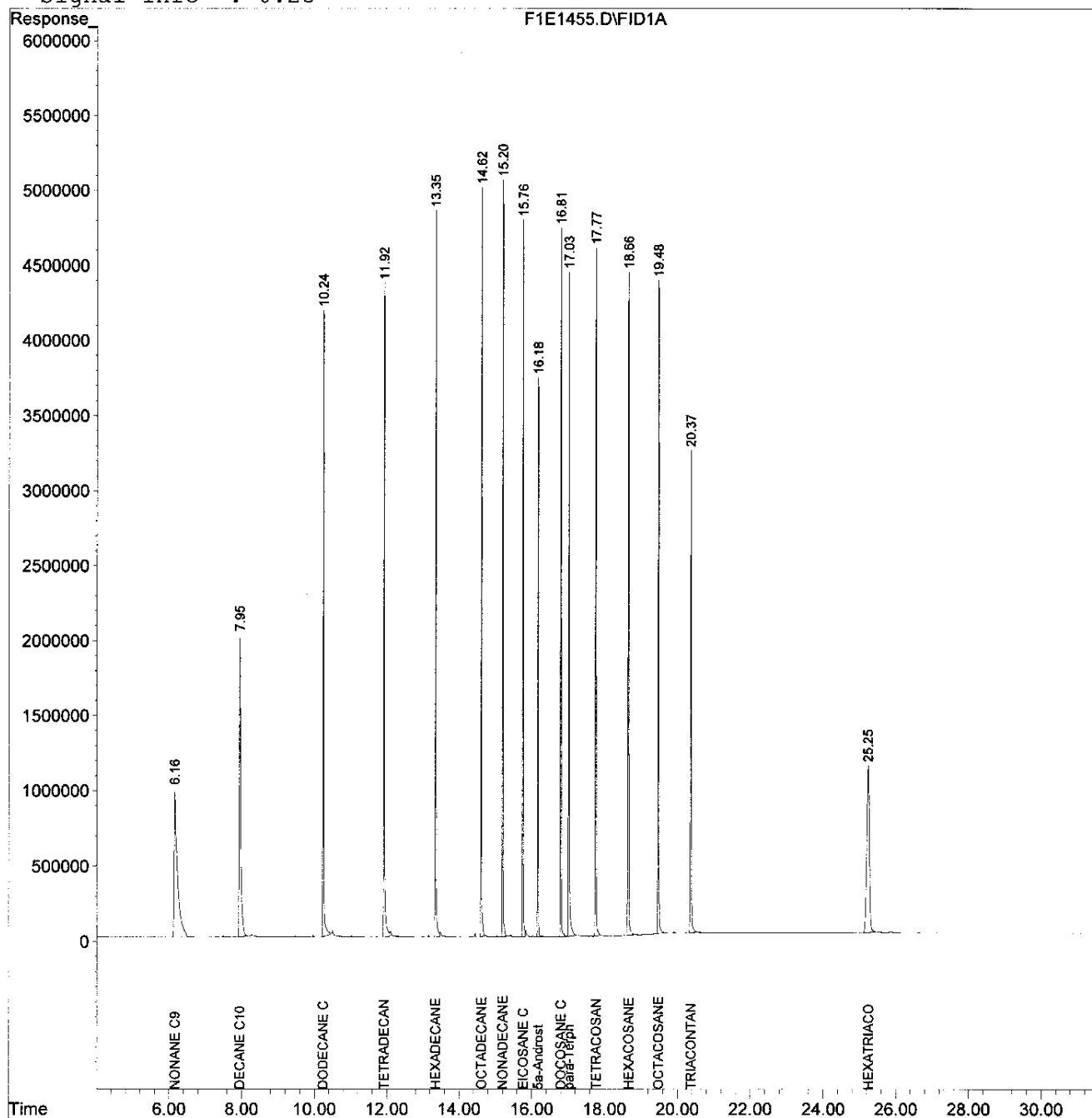
*C28/C20 = 100%*

# Quantitation Report

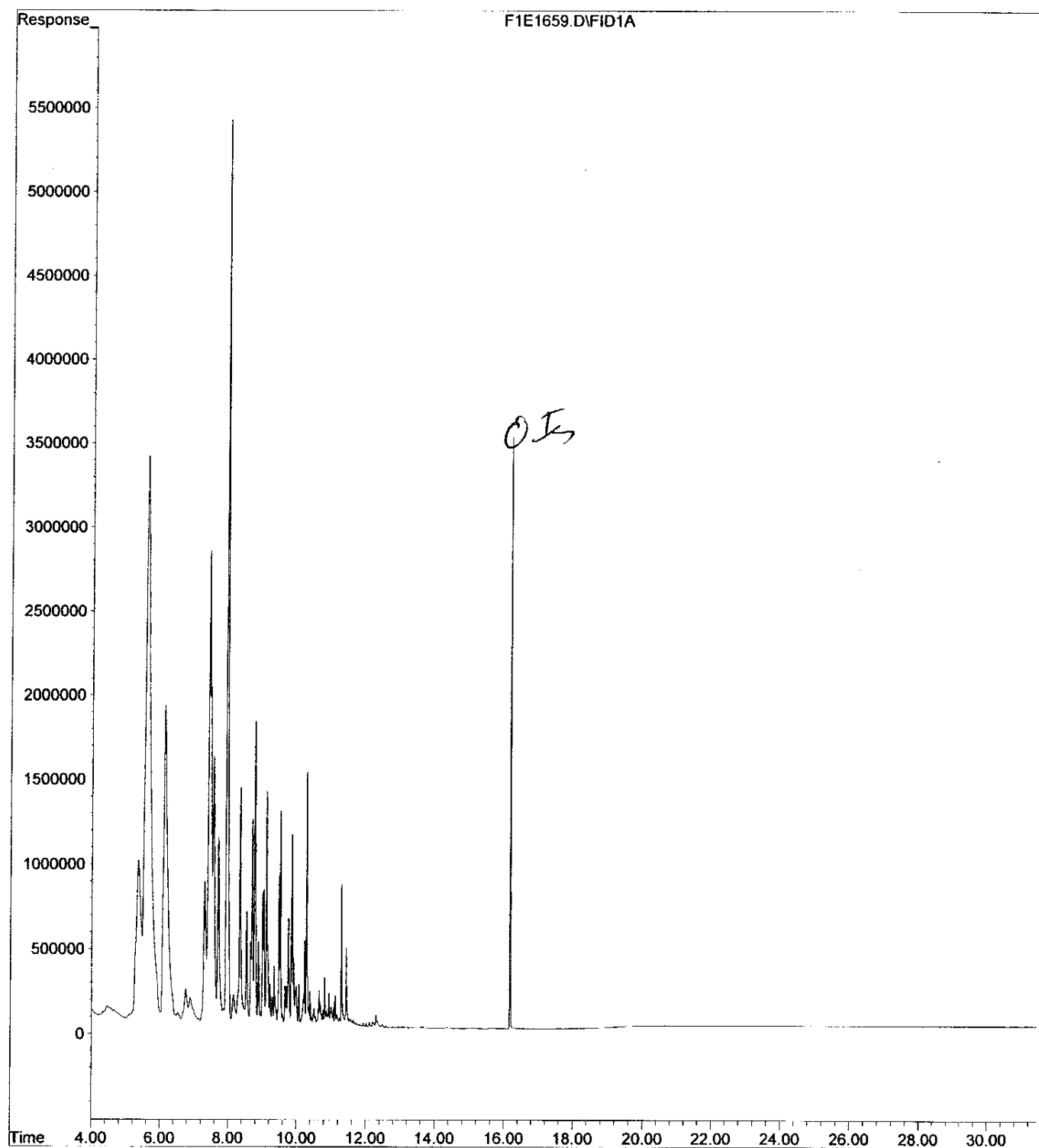
Data File : O:\ORGANIC\SVOA\F1.I\0506\050606\F1E1455.D Vial: 92  
 Acq On : 6-6-05 21:59:20 PM Operator: TT  
 Sample : ETPH CCV Inst : F1  
 Misc : Multiplr: 1.00  
 IntFile : AUTOINT1.E  
 Quant Time: Jun 10 14:28 19105 Quant Results File: ET0209F.RES

Quant Method : O:\ORGANIC\SVOA\F1.I\QMETHODS\ET0209F.M (Chemstation Integrator)  
 Title : TPH, ETPH, DRO, Fuel ID,  
 Last Update : Tue Jun 07 13:09:46 2005  
 Response via : Multiple Level Calibration  
 DataAcq Meth : ETPH-B.M

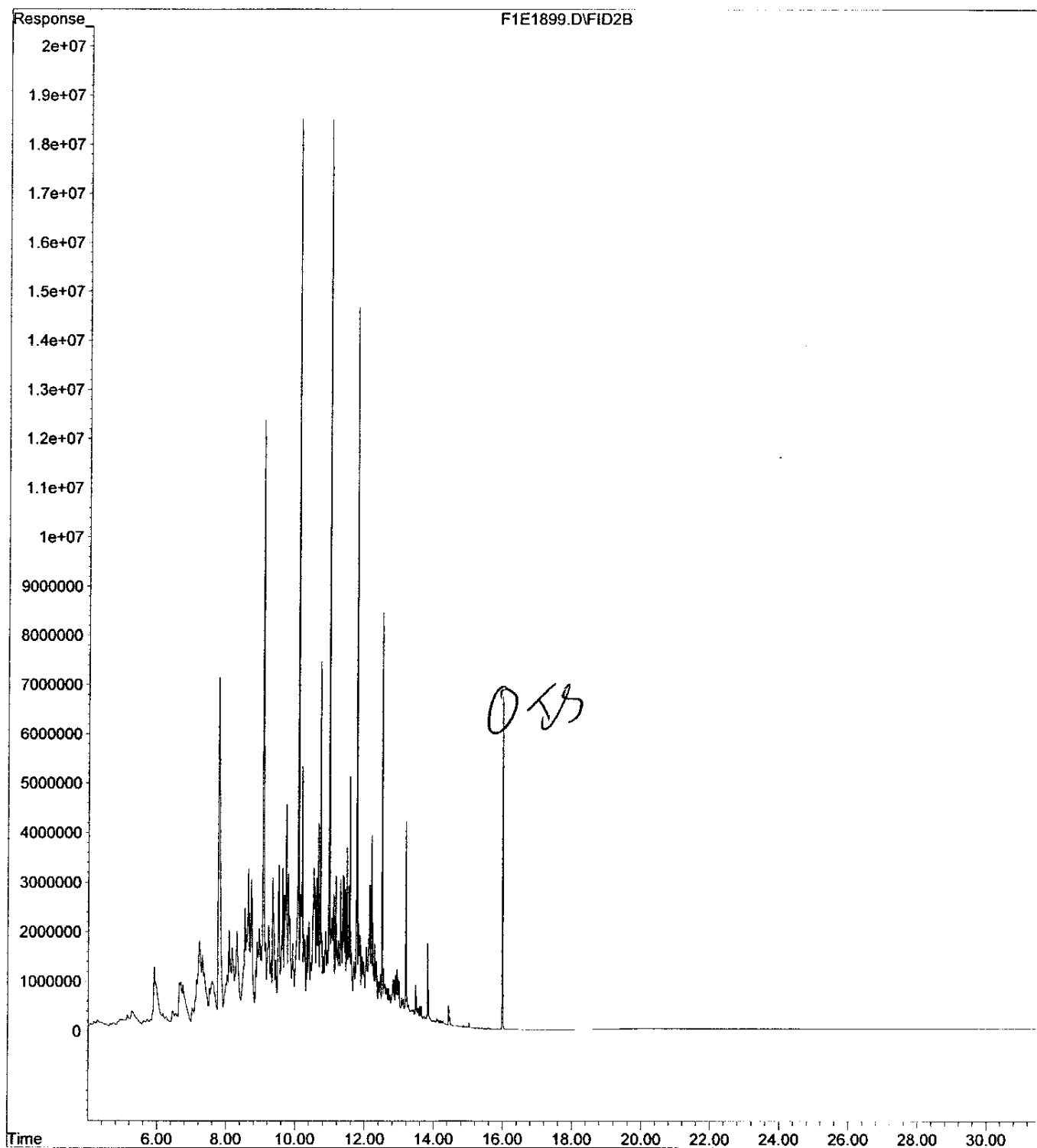
Volume Inj. : 1  
 Signal Phase : DB-5MS  
 Signal Info : 0.25



File : O:\ORGANIC\SVOA\F1.I\0506\050615\F1E1659.D  
Operator : TT  
Acquired : 6-15-05 10:33:36 PM using AcqMethod ETPH-B.M  
Instrument : F1  
Sample Name: GASOLINE  
Misc Info :  
Vial Number: 18



File : O:\ORGANIC\SVOA\F1.I\0506\050622.SEC\F1E1899.D  
Operator : TT  
Acquired : 6-22-05 17:17:11 PM using AcqMethod ETPH-B.M  
Instrument : F1  
Sample Name: JET FUEL  
Misc Info :                       
Vial Number: 5



# Mitek Corporation

Date: 20-Jun-05

CLIENT: Day Environmental, Inc.

Work Order: D0618

Project: Jamestown

## ANALYTICAL QC SUMMARY REPORT

TestCode: TPH\_W

Sample ID	MB-18319	SampType: MBLK	TestCode: TPH_W	Prep Date: 05/31/2005	Run ID: F1_050606C
Client ID:	MB-18319	Batch ID: 18319	Units: mg/L	Analysis Date: 06/06/2005	SeqNo: 357122
Analyte	Result	PQL	SPK value	SPK Ref Val	%REC LowLimit HighLimit RPD Ref Val %RPD RPDLimit Qual
Extractable Total Petroleum Hydrocarbon	ND	0.35			
Surr: para-Terphenyl	0.04605	0.025	0.05	0	92.1 24.4 123 0 0

Sample ID	LCS-18319	SampType: LCS	TestCode: TPH_W	Prep Date: 05/31/2005	Run ID: F1_050606C
Client ID:	LCS-18319	Batch ID: 18319	Units: mg/L	Analysis Date: 06/06/2005	SeqNo: 357123
Analyte	Result	PQL	SPK value	SPK Ref Val	%REC LowLimit HighLimit RPD Ref Val %RPD RPDLimit Qual
Extractable Total Petroleum Hydrocarbon	4.213	0.35	5	0.1041	82.2 64.1 111 0 0
Surr: para-Terphenyl	0.0422	0.025	0.05	0	84.4 24.4 123 0 0

Sample ID	LCSD-18319	SampType: LCSD	TestCode: TPH_W	Prep Date: 05/31/2005	Run ID: F1_050606C
Client ID:	LCSD-18319	Batch ID: 18319	Units: mg/L	Analysis Date: 06/06/2005	SeqNo: 357124
Analyte	Result	PQL	SPK value	SPK Ref Val	%REC LowLimit HighLimit RPD Ref Val %RPD RPDLimit Qual
Extractable Total Petroleum Hydrocarbon	3.226	0.35	5	0.1041	62.4 64.1 111 0 0
Surr: para-Terphenyl	0.03379	0.025	0.05	0	67.6 24.4 123 0 0

Qualifiers: NID - Not Detected at the Reporting Limit  
J - Analyte detected below quantitation limits

S - Spike Recovery outside accepted recovery limits  
R - RPD outside accepted recovery limits

B - Analyte detected in the associated Method Blank

## Quantitation Report (QT Reviewed)

Data File : O:\ORGANIC\SVOA\F1.I\0506\050606\F1E1437.D Vial: 10  
Acq On : 6-6-05 16:15:27 PM Operator: TT  
Sample : MB 18319 Inst : F1  
Misc : Multiplr: 1.00  
IntFile : AUTOINT1.E  
Quant Time: Jun 10 14:07 19105 Quant Results File: ET0209F.RES

Quant Method : O:\ORGANIC\SVOA\F1.I\QMETHODS\ET0209F.M (Chemstation Integrator)  
Title : TPH, ETPH, DRO, Fuel ID,  
Last Update : Tue Jun 07 13:09:46 2005  
Response via : Initial Calibration  
DataAcq Meth : ETPH-B.M

Volume Inj. : 1  
Signal Phase : DB-5MS  
Signal Info : 0.25

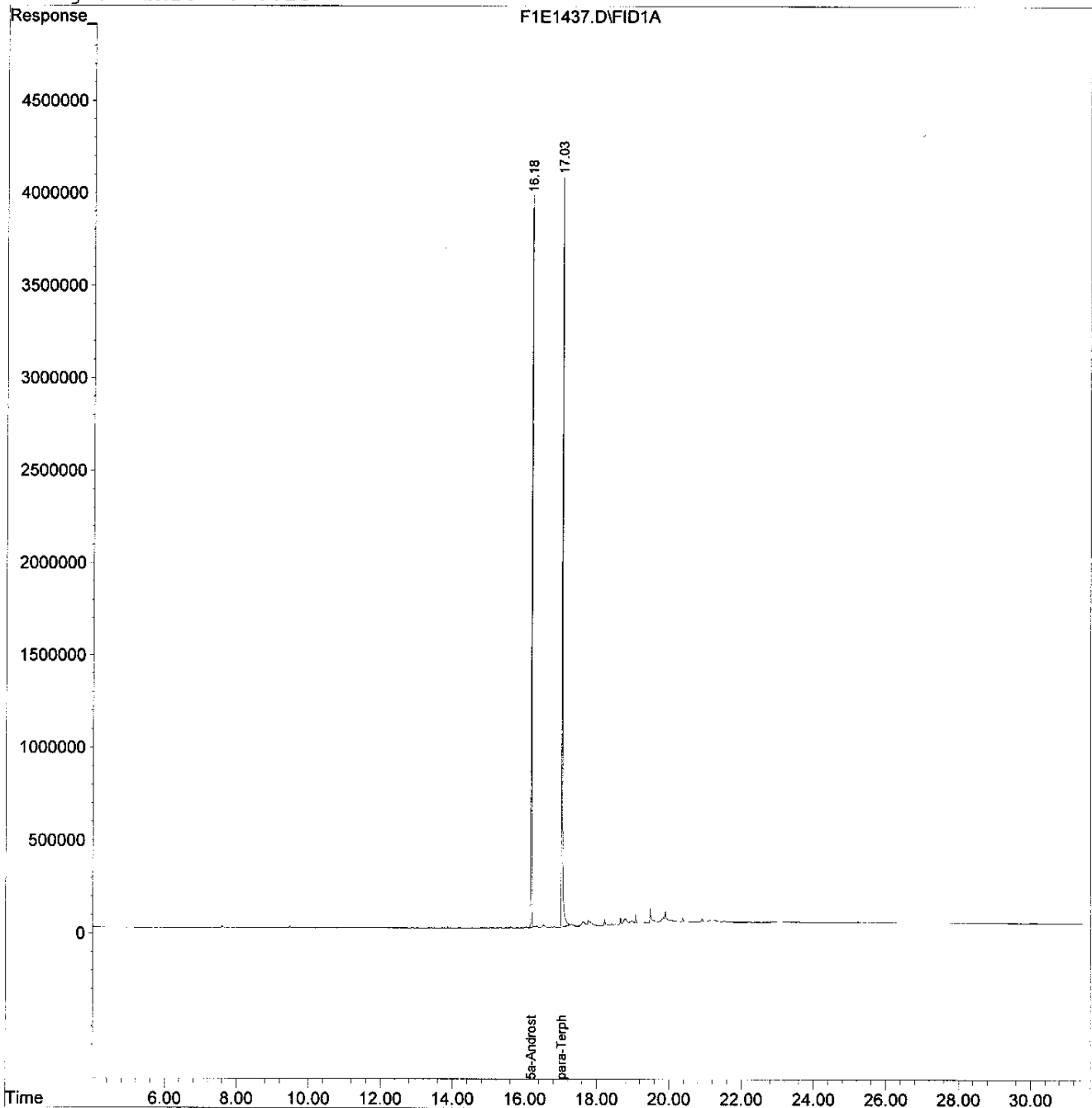
Compound	R.T.	Response	Conc Units
Internal Standards			
1) I 5a-Androstane	16.18	46085654	40.000 ug/ml
System Monitoring Compounds			
2) S para-Terphenyl	17.03	57566457	46.047 ug/ml
Spiked Amount 50.000		Recovery =	92.09%
Target Compounds			
3) NONANE C9	0.00	0	N.D. ug/ml
4) DECANE C10	0.00	0	N.D. ug/ml
5) DODECANE C12	0.00	0	N.D. ug/ml
6) TETRADECANE C14	0.00	0	N.D. ug/ml
7) HEXADECANE C 16	0.00	0	N.D. ug/ml
8) OCTADECANE C18	0.00	0	N.D. ug/ml
9) NONADECANE C19	0.00	0	N.D. ug/ml
10) EICOSANE C20	0.00	0	N.D. ug/ml
11) DOCOSANE C22	0.00	0	N.D. ug/ml
12) TETRACOSANE C24	0.00	0	N.D. ug/ml
13) HEXACOSANE C26	0.00	0	N.D. ug/ml
14) OCTACOSANE C28	0.00	0	N.D. ug/ml
15) TRIACONTANE C30	0.00	0	N.D. ug/ml
16) HEXATRIACONTANE C36	0.00	0	N.D. ug/ml

# Quantitation Report

Data File : O:\ORGANIC\SVOA\F1.I\0506\050606\F1E1437.D Vial: 10  
Acq On : 6-6-05 16:15:27 PM Operator: TT  
Sample : MB 18319 Inst : F1  
Misc : Multiplr: 1.00  
IntFile : AUTOINT1.E  
Quant Time: Jun 10 14:07 19105 Quant Results File: ET0209F.RES

Quant Method : O:\ORGANIC\SVOA\F1.I\QMETHODS\ET0209F.M (Chemstation Integrator)  
Title : TPH, ETPH, DRO, Fuel ID,  
Last Update : Tue Jun 07 13:09:46 2005  
Response via : Multiple Level Calibration  
DataAcq Meth : ETPH-B.M

Volume Inj. : 1  
Signal Phase : DB-5MS  
Signal Info : 0.25





# Area Percent Report

Data File : O:\ORGANIC\SVOA\F1.I\0506\050606\F1E1437.D Vial: 10  
 Acq On : 6-6-05 16:15:27 PM Operator: TT  
 Sample : MB 18319 Inst : F1  
 Misc : Multiplr: 1.00  
 IntFile : AUTOINT1.E

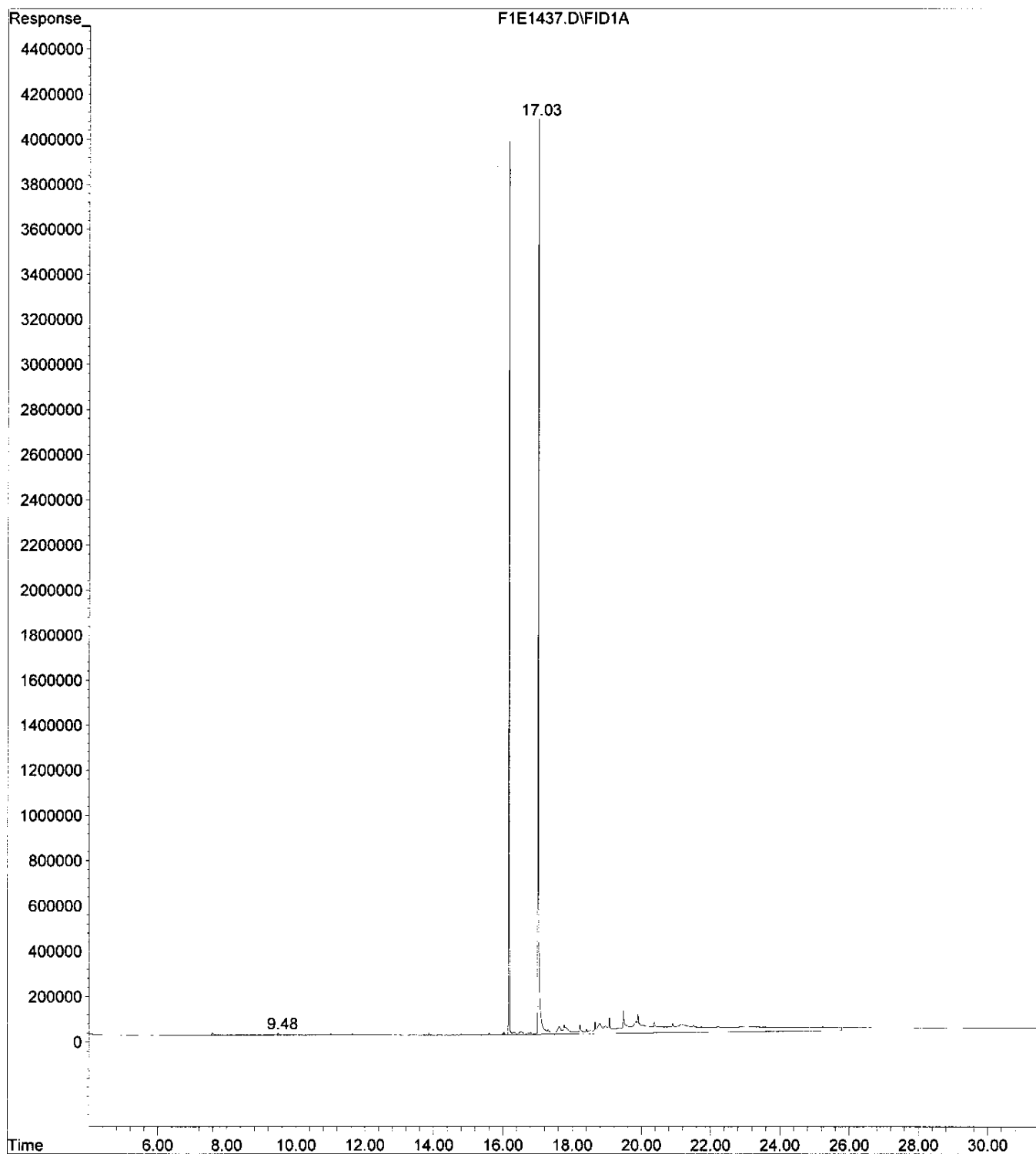
Method : O:\ORGANIC\SVOA\F1.I\QMETHODS\ET0209F.M (Chemstation Integrator)  
 Title : TPH, ETPH, DRO, Fuel ID,

Signal : F1E1437.D\FID1A

peak #	R.T. min	Start min	End min	PK TY	peak height	peak area	peak % max.	% of total
1	9.481	6.055	14.974	M	10643	7923051	3.61%	3.481%
2	17.029	15.003	25.787	M	4056674	219690529	100.00%	96.519%
Sum of corrected areas:						227613580		

F1E1437.D ET0209F.M Fri Jun 10 14:08:25 2005 D

File : O:\ORGANIC\VOA\F1.I\0506\050606\F1E1437.D  
Operator : TT  
Acquired : 6-6-05 16:15:27 PM using AcqMethod ETPH-B.M  
Instrument : F1  
Sample Name: MB 18319  
Misc Info :  
Vial Number: 10



## Quantitation Report (QT Reviewed)

Data File : O:\ORGANIC\SVOA\F1.I\0506\050606\F1E1439.D Vial: 11  
 Acq On : 6-6-05 16:53:30 PM Operator: TT  
 Sample : LCS 18319 Inst : F1  
 Misc : Multiplr: 1.00  
 IntFile : AUTOINT1.E  
 Quant Time: Jun 10 14:09 19105 Quant Results File: ET0209F.RES

Quant Method : O:\ORGANIC\SVOA\F1.I\QMETHODS\ET0209F.M (Chemstation Integrator)  
 Title : TPH, ETPH, DRO, Fuel ID,  
 Last Update : Tue Jun 07 13:09:46 2005  
 Response via : Initial Calibration  
 DataAcq Meth : ETPH-B.M

Volume Inj. : 1  
 Signal Phase : DB-5MS  
 Signal Info : 0.25

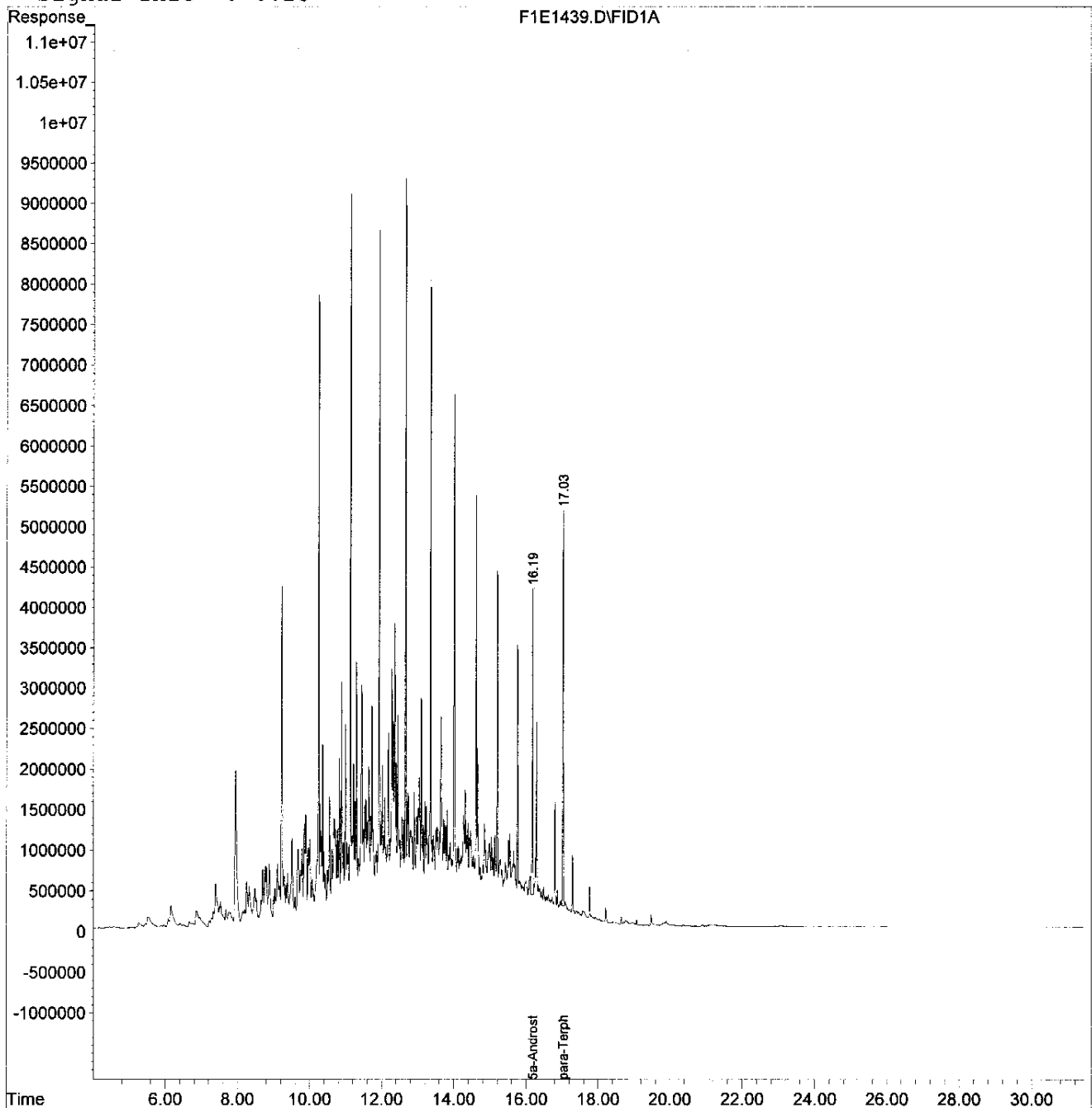
Compound	R.T.	Response	Conc Units
Internal Standards			
1) I 5a-Androstane	16.19	51544199	40.000 ug/mlm <sup>3</sup>
System Monitoring Compounds			
2) S para-Terphenyl	17.03	58999031	42.195 ug/mlm <sup>3</sup>
Spiked Amount 50.000		Recovery =	84.39%
Target Compounds			
3) NONANE C9	0.00	0	N.D. ug/ml
4) DECANE C10	0.00	0	N.D. ug/ml
5) DODECANE C12	0.00	0	N.D. ug/ml
6) TETRADECANE C14	0.00	0	N.D. ug/ml
7) HEXADECANE C 16	0.00	0	N.D. ug/ml
8) OCTADECANE C18	0.00	0	N.D. ug/ml
9) NONADECANE C19	0.00	0	N.D. ug/ml
10) EICOSANE C20	0.00	0	N.D. ug/ml
11) DOCOSANE C22	0.00	0	N.D. ug/ml
12) TETRACOSANE C24	0.00	0	N.D. ug/ml
13) HEXACOSANE C26	0.00	0	N.D. ug/ml
14) OCTACOSANE C28	0.00	0	N.D. ug/ml
15) TRIACONTANE C30	0.00	0	N.D. ug/ml
16) HEXATRIACONTANE C36	0.00	0	N.D. ug/ml

# Quantitation Report

Data File : O:\ORGANIC\SVOA\F1.I\0506\050606\F1E1439.D Vial: 11  
Acq On : 6-6-05 16:53:30 PM Operator: TT  
Sample : LCS 18319 Inst : F1  
Misc : Multiplr: 1.00  
IntFile : AUTOINT1.E  
Quant Time: Jun 10 14:09 19105 Quant Results File: ET0209F.RES

Quant Method : O:\ORGANIC\SVOA\F1.I\QMETHODS\ET0209F.M (Chemstation Integrator)  
Title : TPH, ETPH, DRO, Fuel ID,  
Last Update : Tue Jun 07 13:09:46 2005  
Response via : Multiple Level Calibration  
DataAcq Meth : ETPH-B.M

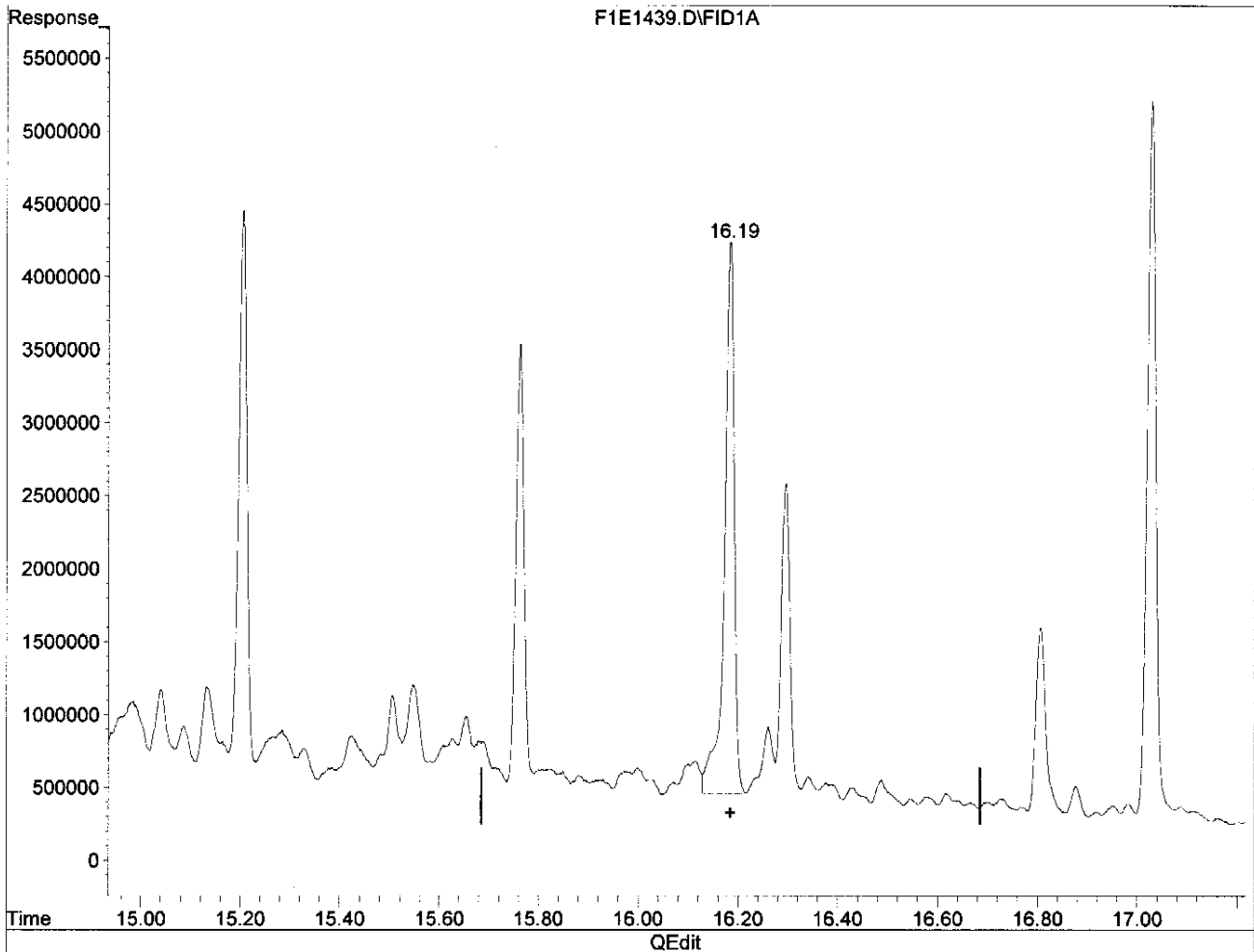
Volume Inj. : 1  
Signal Phase : DB-5MS  
Signal Info : 0.25



# Quantitation Report

Data File : O:\ORGANIC\SVOA\F1.I\0506\050606\F1E1439.D Vial: 11  
Acq On : 6-6-05 16:53:30 PM Operator: TT  
Sample : LCS 18319 Inst : F1  
Misc : Multiplr: 1.00  
IntFile : AUTOINT1.E  
Quant Time: Jun 10 14:08 19105 Quant Results File: ET0209F.RES

Method : O:\ORGANIC\SVOA\F1.I\QMETHODS\ET0209F.M (Chemstation Integrator)  
Title : TPH, ETPH, DRO, Fuel ID,  
Last Update : Tue Jun 07 13:09:46 2005  
Response via : Multiple Level Calibration



(1) 5a-Androstane (I)

16.19min 40.000ug/ml m

response 51544199

(+) = Expected Retention Time

F1E1439.D ET0209F.M

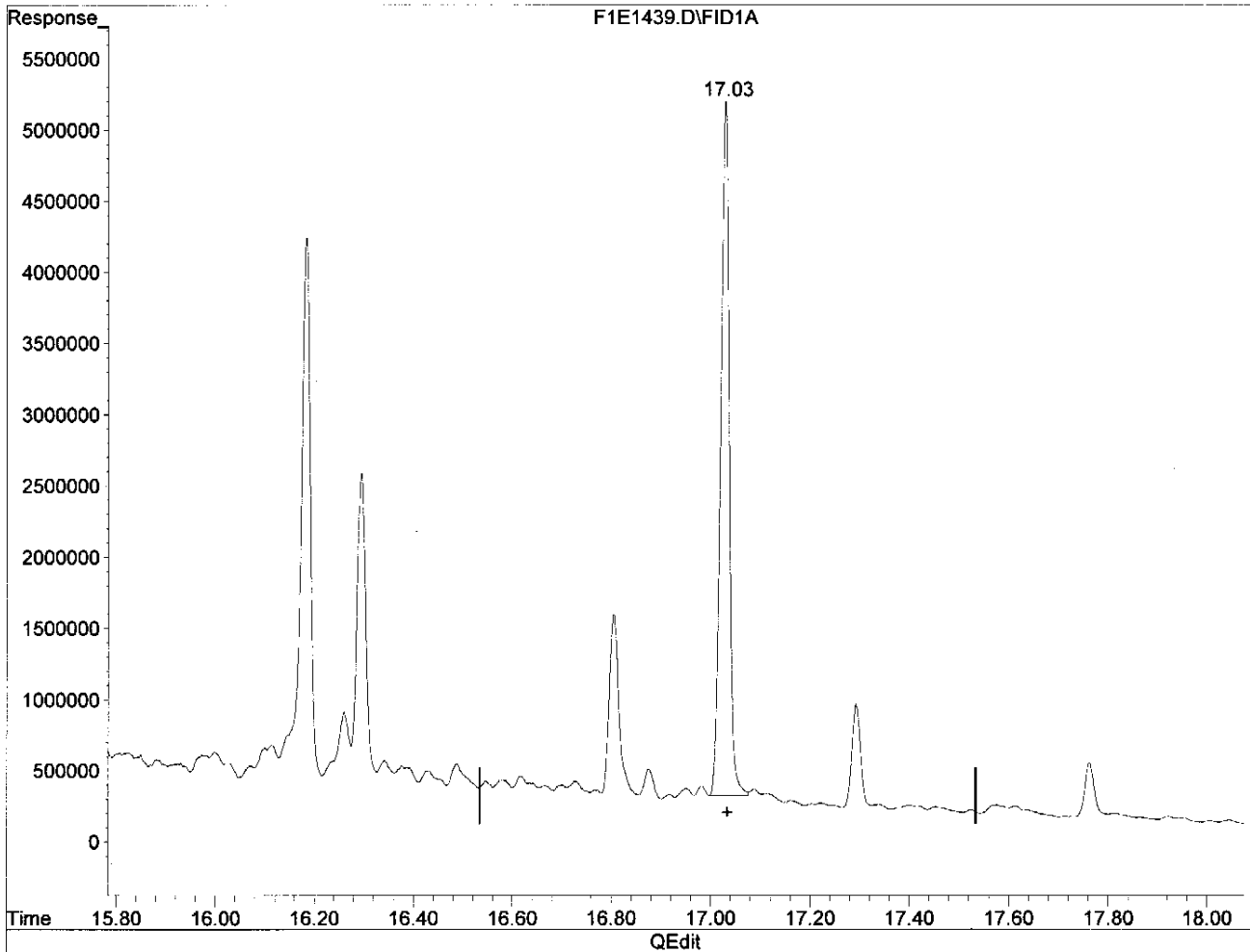
Fri Jun 10 14:09:15 2005

D

# Quantitation Report

Data File : O:\ORGANIC\SVOA\F1.I\0506\050606\F1E1439.D Vial: 11  
Acq On : 6-6-05 16:53:30 PM Operator: TT  
Sample : LCS 18319 Inst : F1  
Misc : Multiplr: 1.00  
IntFile : AUTOINT1.E  
Quant Time: Jun 10 14:08 19105 Quant Results File: ET0209F.RES

Method : O:\ORGANIC\SVOA\F1.I\QMETHODS\ET0209F.M (Chemstation Integrator)  
Title : TPH, ETPH, DRO, Fuel ID,  
Last Update : Tue Jun 07 13:09:46 2005  
Response via : Multiple Level Calibration



(2) para-Terphenyl (S)

17.03min 42.195ug/ml m

response 58999031

73 6/10/05

(+) = Expected Retention Time  
F1E1439.D ET0209F.M Fri Jun 10 14:09:28 2005

D

# Area Percent Report

Data File : O:\ORGANIC\SVOA\F1.I\0506\050606\F1E1439.D Vial: 11  
 Acq On : 6-6-05 16:53:30 PM Operator: TT  
 Sample : LCS 18319 Inst : F1  
 Misc : Multiplr: 1.00  
 IntFile : AUTOINT1.E

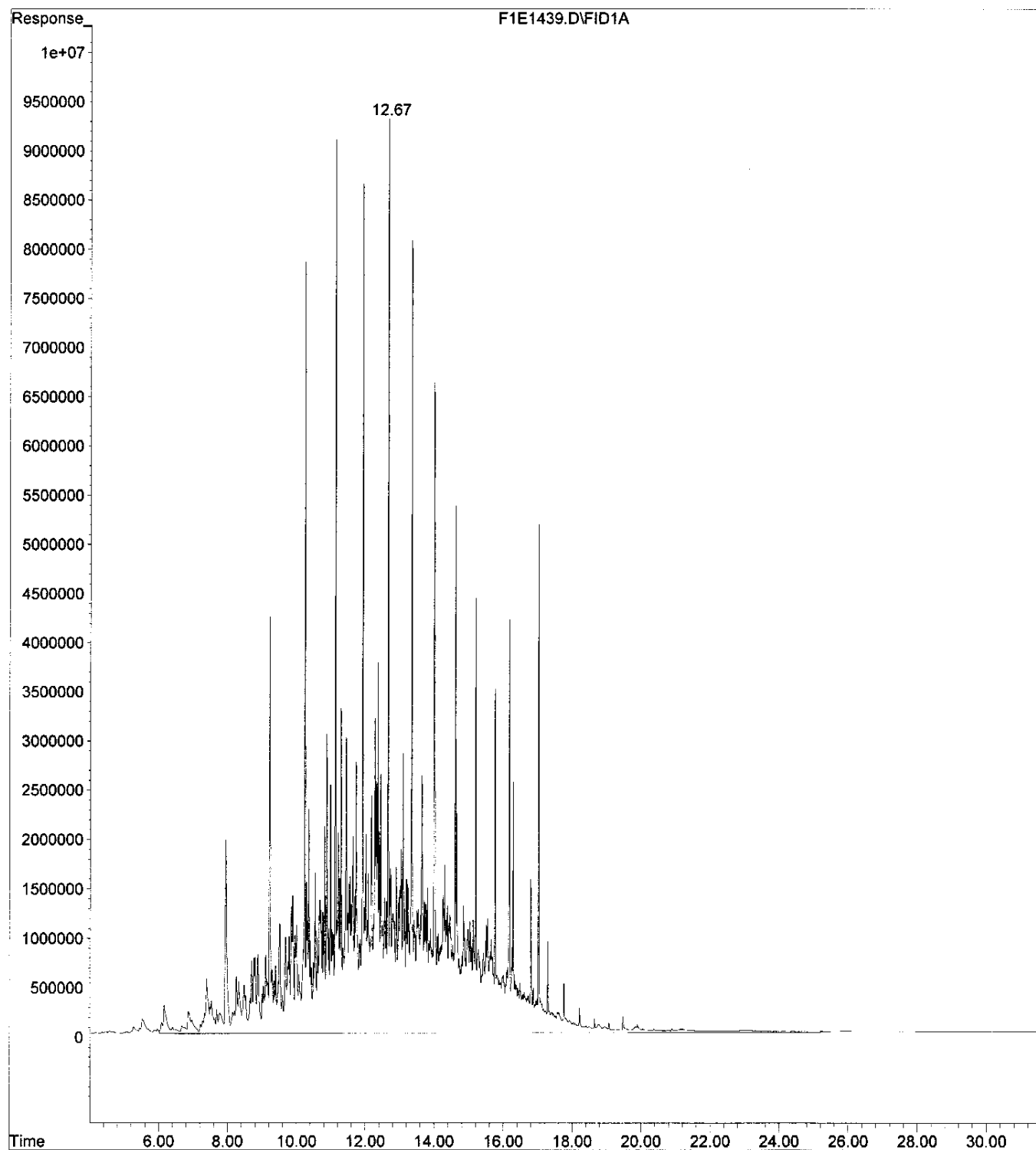
Method : O:\ORGANIC\SVOA\F1.I\QMETHODS\ET0209F.M (Chemstation Integrator)  
 Title : TPH, ETPH, DRO, Fuel ID,

Signal : F1E1439.D\FID1A

peak #	R.T. min	Start min	End min	PK TY	peak height	peak area	peak % max.	% of total
1	12.666	6.023	25.496	M9284925	5722708250	100.00%	100.00%	
Sum of corrected areas:						5722708250		

F1E1439.D ET0209F.M Fri Jun 10 14:11:15 2005 D

File : O:\ORGANIC\SVOA\F1.I\0506\050606\F1E1439.D  
Operator : TT  
Acquired : 6-6-05 16:53:30 PM using AcqMethod ETPH-B.M  
Instrument : F1  
Sample Name: LCS 18319  
Misc Info :  
Vial Number: 11





Quantitation Report (QT Reviewed)

Data File : O:\ORGANIC\SVOA\F1.I\0506\050606\F1E1441.D Vial: 12  
 Acq On : 6-6-05 17:31:36 PM Operator: TT  
 Sample : LCSD 18319 Inst : F1  
 Misc : Multiplr: 1.00  
 IntFile : AUTOINT1.E  
 Quant Time: Jun 10 14:12 19105 Quant Results File: ET0209F.RES

Quant Method : O:\ORGANIC\SVOA\F1.I\QMETHODS\ET0209F.M (Chemstation Integrator)  
 Title : TPH, ETPH, DRO, Fuel ID,  
 Last Update : Tue Jun 07 13:09:46 2005  
 Response via : Initial Calibration  
 DataAcq Meth : ETPH-B.M

Volume Inj. : 1  
 Signal Phase : DB-5MS  
 Signal Info : 0.25

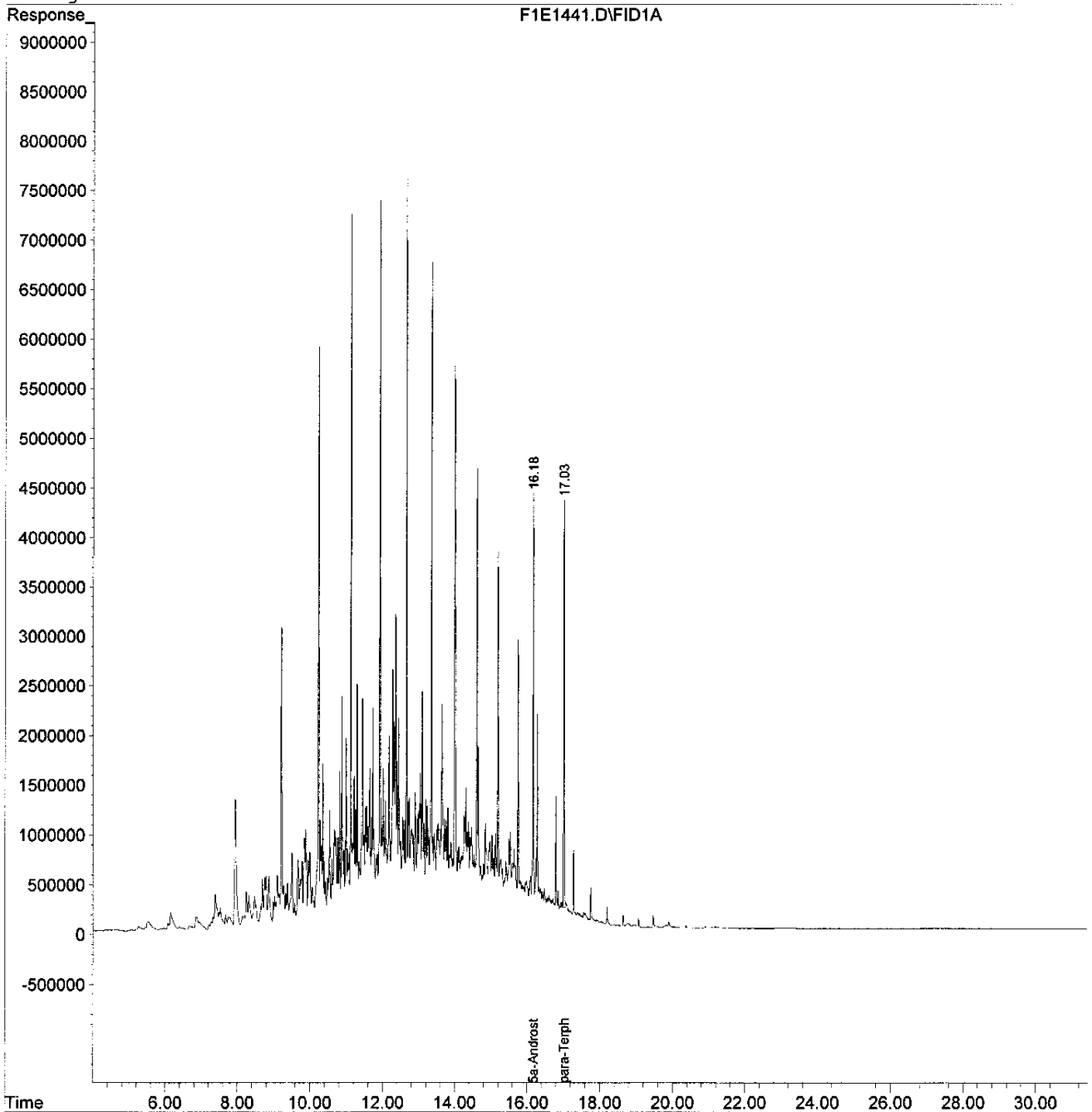
Compound	R.T.	Response	Conc Units
-----			
Internal Standards			
1) I 5a-Androstane	16.18	54443219	40.000 ug/mlm
System Monitoring Compounds			
2) S para-Terphenyl	17.03	49900681	33.788 ug/mlm
Spiked Amount 50.000		Recovery =	67.58%
Target Compounds			
3) NONANE C9	0.00	0	N.D. ug/ml
4) DECANE C10	0.00	0	N.D. ug/ml
5) DODECANE C12	0.00	0	N.D. ug/ml
6) TETRADECANE C14	0.00	0	N.D. ug/ml
7) HEXADECANE C 16	0.00	0	N.D. ug/ml
8) OCTADECANE C18	0.00	0	N.D. ug/ml
9) NONADECANE C19	0.00	0	N.D. ug/ml
10) EICOSANE C20	0.00	0	N.D. ug/ml
11) DOCOSANE C22	0.00	0	N.D. ug/ml
12) TETRACOSANE C24	0.00	0	N.D. ug/ml
13) HEXACOSANE C26	0.00	0	N.D. ug/ml
14) OCTACOSANE C28	0.00	0	N.D. ug/ml
15) TRIACONTANE C30	0.00	0	N.D. ug/ml
16) HEXATRIACONTANE C36	0.00	0	N.D. ug/ml

# Quantitation Report

Data File : O:\ORGANIC\SVOA\F1.I\0506\050606\F1E1441.D Vial: 12  
Acq On : 6-6-05 17:31:36 PM Operator: TT  
Sample : LCSD 18319 Inst : F1  
Misc : Multiplr: 1.00  
IntFile : AUTOINT1.E  
Quant Time: Jun 10 14:12 19105 Quant Results File: ET0209F.RES

Quant Method : O:\ORGANIC\SVOA\F1.I\QMETHODS\ET0209F.M (Chemstation Integrator)  
Title : TPH, ETPH, DRO, Fuel ID,  
Last Update : Tue Jun 07 13:09:46 2005  
Response via : Multiple Level Calibration  
DataAcq Meth : ETPH-B.M

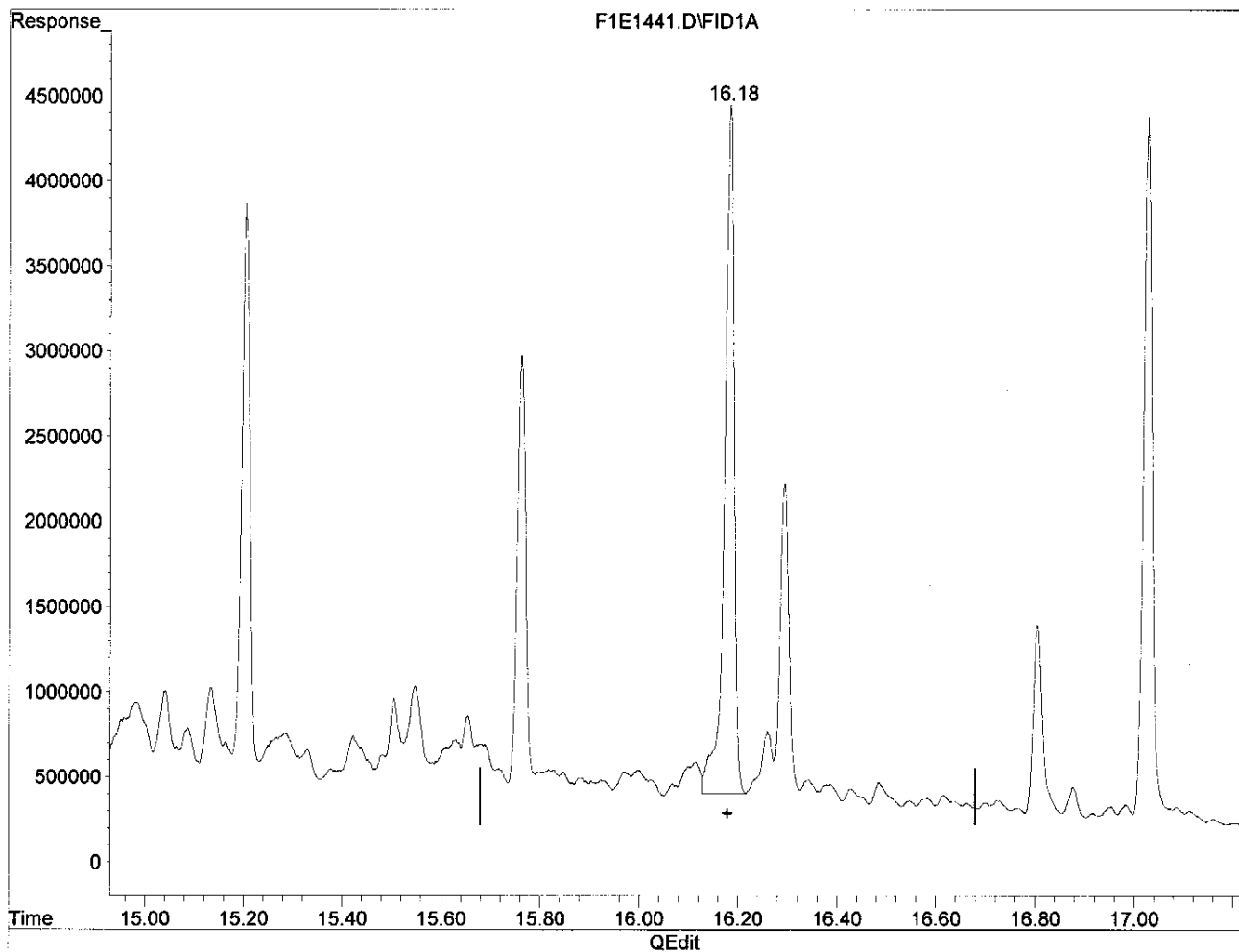
Volume Inj. : 1  
Signal Phase : DB-5MS  
Signal Info : 0.25



# Quantitation Report

Data File : O:\ORGANIC\SVOA\F1.I\0506\050606\F1E1441.D Vial: 12  
 Acq On : 6-6-05 17:31:36 PM Operator: TT  
 Sample : LCSD 18319 Inst : F1  
 Misc : Multiplr: 1.00  
 IntFile : AUTOINT1.E  
 Quant Time: Jun 10 14:11 19105 Quant Results File: ET0209F.RES

Method : O:\ORGANIC\SVOA\F1.I\QMETHODS\ET0209F.M (Chemstation Integrator)  
 Title : TPH, ETPH, DRO, Fuel ID,  
 Last Update : Tue Jun 07 13:09:46 2005  
 Response via : Multiple Level Calibration



(1) 5a-Androstane (I)

16.18min 40.000ug/ml m

response 54443219

*75 6/10/05*

(+) = Expected Retention Time

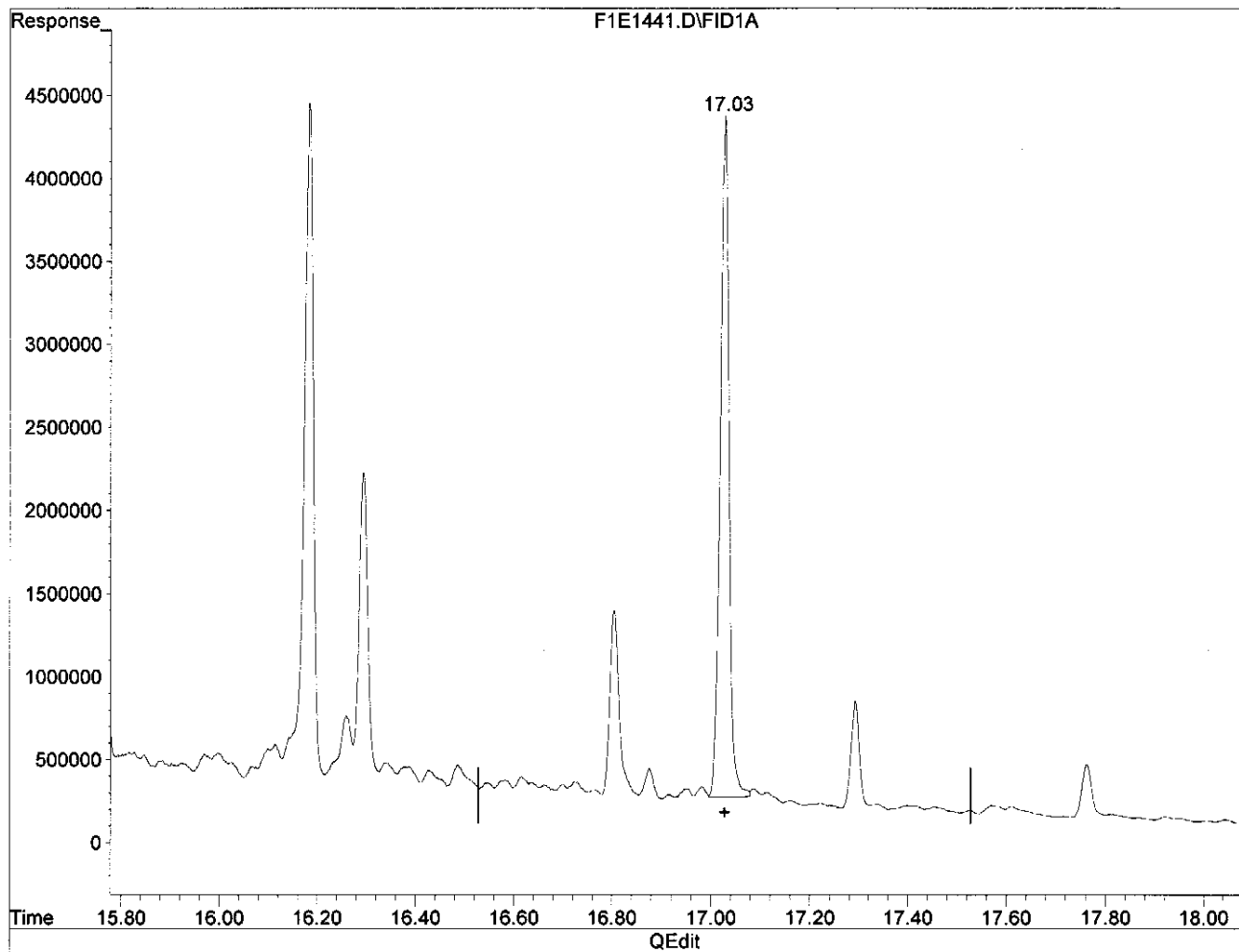
F1E1441.D ET0209F.M Fri Jun 10 14:12:23 2005

D

# Quantitation Report

Data File : O:\ORGANIC\SVOA\F1.I\0506\050606\F1E1441.D Vial: 12  
Acq On : 6-6-05 17:31:36 PM Operator: TT  
Sample : LCSD 18319 Inst : F1  
Misc : Multiplr: 1.00  
IntFile : AUTOINT1.E  
Quant Time: Jun 10 14:11 19105 Quant Results File: ET0209F.RES

Method : O:\ORGANIC\SVOA\F1.I\QMETHODS\ET0209F.M (Chemstation Integrator)  
Title : TPH, ETPH, DRO, Fuel ID,  
Last Update : Tue Jun 07 13:09:46 2005  
Response via : Multiple Level Calibration



(2) para-Terphenyl (S)

17.03min 33.788ug/ml m

response 49900681

75.6/10/05

(+) = Expected Retention Time

F1E1441.D ET0209F.M Fri Jun 10 14:12:38 2005

D

# Area Percent Report

Data File : O:\ORGANIC\SVOA\F1.I\0506\050606\F1E1441.D Vial: 12  
 Acq On : 6-6-05 17:31:36 PM Operator: TT  
 Sample : LCSD 18319 Inst : F1  
 Misc : Multiplr: 1.00  
 IntFile : AUTOINT1.E

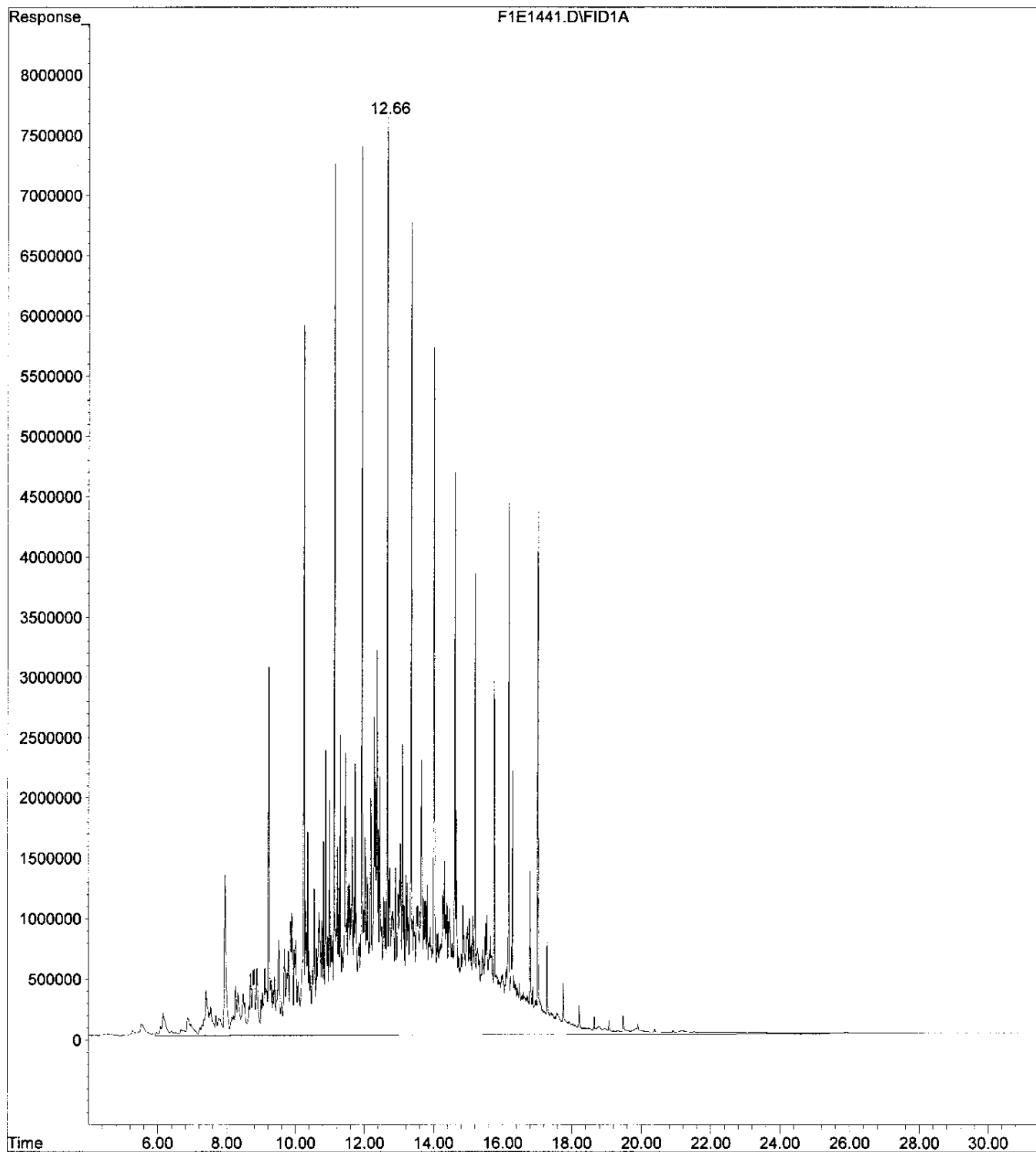
Method : O:\ORGANIC\SVOA\F1.I\QMETHODS\ET0209F.M (Chemstation Integrator)  
 Title : TPH, ETPH, DRO, Fuel ID,

Signal : F1E1441.D\FID1A

peak #	R.T. min	Start min	End min	PK TY	peak height	peak area	peak % max.	% of total
1	12.664	5.931	25.450		M7608771	4643451361	100.00%	100.000%
Sum of corrected areas:						4643451361		

F1E1441.D ET0209F.M Fri Jun 10 14:13:31 2005 D

File : O:\ORGANIC\SVOA\F1.I\0506\050606\F1E1441.D  
Operator : TT  
Acquired : 6-6-05 17:31:36 PM using AcqMethod ETPH-B.M  
Instrument : F1  
Sample Name: LCSD 18319  
Misc Info :  
Vial Number: 12



## TPH-AQ

Sample	D0618, D0622	TPH	AQUEOUS	Total Area	Inter. area	Surr. area	Mean RRF	Int C.(ug/ml)	Sam (L)	FV (ml)	Dilu.	TPH (mg/L)	REP. L (mg/L)	Surr.(%)	MS (%)	OMEGA	
																TPH	SURR
MB-18319	✓	✓	✓	227,613,580	✓ 46,085,654	✓ 57,566,457	✓ 1.0337	40.00	1	1.0	1	0.10	0.35	92		104.0846	46.047
LCS-18319	✓	✓	✓	5,722,708,250	✓ 51,544,199	✓ 58,999,031	✓ 1.0337	40.00	1	1.0	1	4.21	0.35	84	84	4213.2392	42.195
LCSD-18319	✓	✓	✓	4,643,451,361	✓ 54,443,219	✓ 49,900,681	✓ 1.0337	40.00	1	1.0	1	3.23	0.35	68	65	3226.2064	33.788
D0618-06B	✓	✓	✓	1,095,122,634	✓ 44,890,771	✓ 48,101,893	✓ 1.0337	40.00	1	1.0	1	0.86	0.35	79		863.8383	39.501
D0618-07B	✓	✓	✓	2,176,851,327	✓ 72,426,151	✓ 69,256,981	✓ 1.0337	40.00	1	1.0	1	1.09	0.35	71		1087.3525	35.251
D0618-08B	✓	✓	✓	271,514,005	✓ 48,552,434	✓ 60,527,074	✓ 1.0337	40.00	1	1.0	1	0.13	0.35	92		129.4591	45.955
D0622-01C	✓	✓	✓	251,412,101	✓ 44,868,432	✓ 58,935,430	✓ 1.0337	40.00	1	1.0	1	0.13	0.35	97		127.3020	48.421
D0622-02C	✓	✓	✓	192,877,293	✓ 48,438,518	✓ 48,818,098	✓ 1.0337	40.00	1	1.0	1	0.08	0.35	74		76.3882	37.153
D0622-03C	✓	✓	✓	232,318,620	✓ 45,324,364	✓ 59,509,715	✓ 1.0337	40.00	1	1.0	1	0.11	0.35	97		108.8407	48.401

TPH (mg/L) =  $\frac{\text{Total Area} - \text{Inter. Area} - \text{Surr. Area}}{(\text{Inter. Area} * \text{RRF} * \text{Sam. (L)} * 1000)}$  Int C. (ug/ml) \* FV (ml) \* Dilu.

# MITKEM CORPORATION ORGANIC PREP - SAMPLE PREPARATION: SEMIVOLATILES

Date: 05/31/05		Analysis: TP4		Method #		Aq: 3510C (SepD)		3520C (Liq/Liq)		Other:		Matrix: Aqueous		Soil		Wipe Oil		Batch ID: DO618, DO622	
Blank ID	LCS ID	Sample ID	Sample Wt (g) / Vol (ml)	Initial pH	Surrogate Spike Added	Matrix Spike Added	H2SO4 pH<2	NaOH pH>11	Emulsion	KD Prior to Fractionation Date / Analyst	Fractionation Date / Analyst	Final Concentration Date / Analyst	Final Conc. Volume (ml)	Date Extract Trans.					
MB 18319	18319		1000 ml		DS405025B 1ml														
LC3D 18319					DS405025B 1ml														
DO618	06 B				DS405025B 1ml														
DO618	07 B				DS405025B 1ml														
DO622	01 C				DS405025B 1ml														
DO622	02 C				DS405025B 1ml														
DO622	03 C		1000ml		DS405025B 1ml														

Comments

Sonicator Tuned: Yes ☒ No

Water Bath Temperature: \_\_\_\_\_

Logbook ID: 50.0147-05/05

Reviewed By: \_\_\_\_\_

32

74



# MITKEM CORPORATION EXTRACT TRANSFER LOGBOOK: SEMIVOLATILE ANALYSIS

Date Transferred from Prep Lab	Lab ID	Transferred By	Received By	Storage Location	Comments
5/31/05	MB 18314	m/m	TS	RH	
↓	LCS 18314	↓	↓	↓	
↓	DO620	01A	↓	↓	
↓	↓	01A HS	↓	↓	
5/31/05	DO620	01A HIB	m/m	TS	RH
5/31/05	MB 18316	m/m	TS	R7	
↓	LCS 18316	↓	↓	↓	
↓	DO620	01A	↓	↓	
↓	↓	01A HS	↓	↓	
5/31/05	DO620	01A HIB	m/m	TS	R7
6/01/05	DO581	01E	UG	TS	R7
↓	↓	02E	↓	↓	
↓	↓	03E	↓	↓	
↓	↓	04E	↓	↓	
6/01/05	DO581	05E	UG	TS	R7
6/02/05	MB-18319	-	UG	TS	RH
↓	LCS-18319	-	↓	↓	
↓	LCS-18319	-	↓	↓	
↓	DO618	06B	↓	↓	
↓	↓	07B	↓	↓	
↓	DO618	08B	↓	↓	
↓	DO622	01C	↓	↓	
↓	↓	02C	↓	↓	
06/02/05	DO622	03C	UG	TS	RH
06/02/05	MB-18338	-	UG	↓	
↓	LCS-18338	-	↓	↓	
↓	LCS-18338	-	↓	↓	
06/02/05	DO623	08B	UG	↓	Refr
06/03/05	DO515	16A RE	UG	↓	↓
↓	↓	17A RE	↓	↓	↓
↓	↓	18A RE	↓	↓	↓
06/03/05	DO515	20A RE	UG	↓	Refr

Reviewed By: \_\_\_\_\_

Logbook ID 70.0141-04/05

**MITKEM CORPORATION:** **TPH/EPH Run Logbook**

[illegible]

**MITKEM CORPORATION:**

Date	Lab ID	Client	Method	Filename	Dilution	yes/no	Comments	Analyst
6/6/5	1BLU		ETPM-B	FILE	31	✓		JS
	ETPM CCV				33	✓		
	<del>MB 18319</del> (JS)	1BLU			35	✓		
	<del>MB 18319</del>	MB 18319			37	✓		
	<del>LC 18319</del>	LC 18319			39	✓		
	<del>LC 18319</del>	LC 18319			40	✓		
	<del>DO 618</del>	DO 618 - 0618			43	✓		
	DO 618	DO 618			45	✓		
	DO 618	DO 618			47	✓		
	DO 622	DO 622			49	✓		
	↓	DO 622			51	✓		
	DO 622	DO 622			53	✓		
	ETPM CCV				55	✓		
	1BLU				57	✓		
	MB 18361				59	✓		
	LC 1861				61	✓		
7/6/5	DO 609	01A			63	✓		
	↓	MS 01A			65	✓		
	↓	MSD 01A			67	✓		
	↓	02A			69	✓		
7/6/5	DO 609	03A	ETPM-B	FILE	71	✓		JS

Logbook ID: 60.0177-04/05

57

Reviewed by



\* Metals/Cyanide \*

U.S. EPA - CLP

COVER PAGE - INORGANIC ANALYSES DATA PACKAGE

Lab Name: Mitkem Corporation Contract: 3563S-04  
Lab Code: MITKEM Case No. SAS No.: SDG No.: MD0618  
SOW No.: ILM04.1

EPA Sample No.	Lab Sample ID.
<u>MW-01</u>	<u>D0618-01</u>
<u>MW-01D</u>	<u>D0618-01DUP</u>
<u>MW-01S</u>	<u>D0618-01MS</u>
<u>MW-06</u>	<u>D0618-05</u>
<u>MW-07</u>	<u>D0618-06</u>
<u>RIN-3</u>	<u>D0618-09</u>

Were ICP interelement corrections applied? Yes/No YES  
Were ICP background corrections applied? Yes/No YES  
If yes-were raw data generated before application of background corrections? Yes/No NO

Comments:

I certify that this data package is in compliance with the terms and conditions of the contract, both technically and for completeness, for other than the conditions detailed above. Release of the data contained in this hardcopy data package and in the computer-readable data submitted on diskette has been authorized by the Laboratory Manager or the Manager's designee, as verified by the following signature

Signature:

Name: Evan P. H.

Date: 6/16/88

Title: \_\_\_\_\_

COVER PAGE - IN

ILM04.1

## U.S. EPA - CLP

1  
INORGANIC ANALYSIS DATA SHEET

EPA SAMPLE NO

MW-01

Lab Name: Mitkem CorporationContract: 3563S-04Lab Code: MITKEM

Case No.

SAS No.:

SDG No.: MD0618Matrix (soil/water): WATERLab Sample ID: D0618-01Level (low/med): MEDDate Received: 05/27/05% Solids: 0.0Concentration Units (ug/L or mg/kg dry weight): UG/L

CAS No.	Analyte	Concentration	C	Q	M
7429-90-5	Aluminum	69100			P
7440-36-0	Antimony	4.9	B	N	P
7440-38-2	Arsenic	96.4			P
7440-39-3	Barium	3690		E	P
7440-41-7	Beryllium	4.1	B		P
7440-43-9	Cadmium	2.5	B		P
7440-70-2	Calcium	335000			P
7440-47-3	Chromium	95.7			P
7440-48-4	Cobalt	89.1		E	P
7440-50-8	Copper	196			P
7439-89-6	Iron	134000		E	P
7439-92-1	Lead	144		E	P
7439-95-4	Magnesium	87000		E	P
7439-96-5	Manganese	10300		E	P
7440-02-0	Nickel	151		E	P
7440-09-7	Potassium	11500			P
7782-49-2	Selenium	3.0	U	N	P
7440-22-4	Silver	0.70	U	N	P
7440-23-5	Sodium	130000			P
7440-28-0	Thallium	4.0	B		P
7440-62-2	Vanadium	82.5		E	P
7440-66-6	Zinc	413		E	P
7439-97-6	Mercury	0.13	U		CV
	Cyanide	2.0	U		CA

Color Before: BROWN Clarity Before: CLOUDY

Texture: \_\_\_\_\_

Color After: YELLOW Clarity After: CLOUDY

Artifacts: \_\_\_\_\_

Comments:

## U.S. EPA - CLP

1  
INORGANIC ANALYSIS DATA SHEET

EPA SAMPLE NO

MW-06

Lab Name: Mitkem CorporationContract: 3563S-04Lab Code: MITKEM Case No.

SAS No.:

SDG No.: MD0618Matrix (soil/water): WATERLab Sample ID: D0618-05Level (low/med): MEDDate Received: 05/27/05% Solids: 0.0Concentration Units (ug/L or mg/kg dry weight): UG/L

CAS No.	Analyte	Concentration	C	Q	M
7429-90-5	Aluminum	828			P
7440-36-0	Antimony	2.0 U	N		P
7440-38-2	Arsenic	2.0 U			P
7440-39-3	Barium	381	E		P
7440-41-7	Beryllium	0.20 U			P
7440-43-9	Cadmium	0.20 U			P
7440-70-2	Calcium	133000			P
7440-47-3	Chromium	1.0 B			P
7440-48-4	Cobalt	1.3 B	E		P
7440-50-8	Copper	1.7 B			P
7439-89-6	Iron	1170	E		P
7439-92-1	Lead	0.90 U	E		P
7439-95-4	Magnesium	29200	E		P
7439-96-5	Manganese	98.8	E		P
7440-02-0	Nickel	2.5 B	E		P
7440-09-7	Potassium	1830 B			P
7782-49-2	Selenium	3.0 U	N		P
7440-22-4	Silver	0.70 U	N		P
7440-23-5	Sodium	52000			P
7440-28-0	Thallium	2.0 U			P
7440-62-2	Vanadium	0.94 B	E		P
7440-66-6	Zinc	10.2 B	E		P
7439-97-6	Mercury	0.13 U			CV
	Cyanide	2.0 U			CA

Color Before: COLORLES Clarity Before: CLOUDY

Texture: \_\_\_\_\_

Color After: COLORLES Clarity After: CLEAR

Artifacts: \_\_\_\_\_

Comments:

## U.S. EPA - CLP

1  
INORGANIC ANALYSIS DATA SHEET

EPA SAMPLE NO

MW-07

Lab Name: Mitkem CorporationContract: 3563S-04Lab Code: MITKEM

Case No.

SAS No.:

SDG No.: MD0618Matrix (soil/water): WATERLab Sample ID: D0618-06Level (low/med): MEDDate Received: 05/27/05% Solids: 0.0Concentration Units (ug/L or mg/kg dry weight): UG/L

CAS No.	Analyte	Concentration	C	Q	M
7429-90-5	Aluminum	17700			P
7440-36-0	Antimony	4.1	B	N	P
7440-38-2	Arsenic	32.4			P
7440-39-3	Barium	942		E	P
7440-41-7	Beryllium	0.92	B		P
7440-43-9	Cadmium	0.63	B		P
7440-70-2	Calcium	191000			P
7440-47-3	Chromium	25.0			P
7440-48-4	Cobalt	17.0	B	E	P
7440-50-8	Copper	49.1			P
7439-89-6	Iron	40500		E	P
7439-92-1	Lead	50.9		E	P
7439-95-4	Magnesium	42000		E	P
7439-96-5	Manganese	3330		E	P
7440-02-0	Nickel	31.1	B	E	P
7440-09-7	Potassium	7510			P
7782-49-2	Selenium	3.0	U	N	P
7440-22-4	Silver	0.70	U	N	P
7440-23-5	Sodium	91700			P
7440-28-0	Thallium	2.0	U		P
7440-62-2	Vanadium	31.7	B	E	P
7440-66-6	Zinc	154		E	P
7439-97-6	Mercury	0.13	U		CV
	Cyanide	2.0	U		CA

Color Before: BROWN Clarity Before: CLOUDY

Texture: \_\_\_\_\_

Color After: YELLOW Clarity After: CLOUDY

Artifacts: \_\_\_\_\_

Comments:



## U.S. EPA - CLP

1  
INORGANIC ANALYSIS DATA SHEET

EPA SAMPLE NO

RTN-3

Lab Name: Mitkem CorporationContract: 3563S-04Lab Code: MITKEM

Case No.

SAS No.:

SDG No.: MD0618Matrix (soil/water): WATERLab Sample ID: D0618-09Level (low/med): MEDDate Received: 05/27/05% Solids: 0.0Concentration Units (ug/L or mg/kg dry weight): UG/L

CAS No.	Analyte	Concentration	C	Q	M
7429-90-5	Aluminum	70.8	B		P
7440-36-0	Antimony	2.0	U	N	P
7440-38-2	Arsenic	2.0	U		P
7440-39-3	Barium	2.9	B	E	P
7440-41-7	Beryllium	0.20	U		P
7440-43-9	Cadmium	0.20	U		P
7440-70-2	Calcium	134	B		P
7440-47-3	Chromium	0.50	U		P
7440-48-4	Cobalt	0.87	B	E	P
7440-50-8	Copper	2.4	B		P
7439-89-6	Iron	36.5	B	E	P
7439-92-1	Lead	1.0	B	E	P
7439-95-4	Magnesium	44.4	B	E	P
7439-96-5	Manganese	2.5	B	E	P
7440-02-0	Nickel	1.2	B	E	P
7440-09-7	Potassium	55	U		P
7782-49-2	Selenium	3.0	U	N	P
7440-22-4	Silver	0.70	U	N	P
7440-23-5	Sodium	62.0	B		P
7440-28-0	Thallium	2.0	U		P
7440-62-2	Vanadium	0.40	U	E	P
7440-66-6	Zinc	9.1	B	E	P
7439-97-6	Mercury	0.13	U		CV
	Cyanide	2.0	U		CA

Color Before: COLORLESS Clarity Before: CLEAR

Texture:

Color After: YELLOW Clarity After: CLEAR

Artifacts:

Comments:

U.S. EPA - CLP

2A

INITIAL AND CONTINUING CALIBRATION VERIFICATION

Lab Name: Mitkem Corporation

Contract: 3563S-04

Lab Code: MITKEM

Case No.

SAS No.:

SDG No.: MD0618

Initial Calibration Verification Source:

Continuing Calibration Verification Source:

Concentration Units: ug/L

Analyte	Initial Calibration			True	Continuing Calibration			Found	%R(1)	M
	True	Found	%R(1)		Found	%R(1)	Found			
Mercury	2.0	1.98	99.0	5.0	5.04	100.9	5.07	101.5	CV	

(1) Control Limits: Mercury 80-120; Other Metals 90-110; Cyanide 85-115

U.S. EPA - CLP

2A

INITIAL AND CONTINUING CALIBRATION VERIFICATION

Lab Name: Mitkem Corporation

Contract: 3563S-04

Lab Code: MITKEM

Case No.

SAS No.:

SDG No.: MD0618

Initial Calibration Verification Source:

Continuing Calibration Verification Source:

Concentration Units: ug/L

Analyte	Initial Calibration			Continuing Calibration					M
	True	Found	%R(1)	True	Found	%R(1)	Found	%R(1)	
Mercury				5.0	5.11	102.2			CV

(1) Control Limits: Mercury 80-120; Other Metals 90-110; Cyanide 85-115

U.S. EPA - CLP

2A

INITIAL AND CONTINUING CALIBRATION VERIFICATION

Lab Name: Mitkem Corporation

Contract: 3563S-04

Lab Code: MITKEM

Case No.

SAS No.:

SDG No.: MD0618

Initial Calibration Verification Source:

Continuing Calibration Verification Source:

Concentration Units: ug/L

Analyte	Initial Calibration			Continuing Calibration					M
	True	Found	%R(1)	True	Found	%R(1)	Found	%R(1)	
Cyanide	250.0	254.71	101.9	200.0	200.66	100.3	202.23	101.1	CA

(1) Control Limits: Mercury 80-120; Other Metals 90-110; Cyanide 85-115

U.S. EPA - CLP

2A

INITIAL AND CONTINUING CALIBRATION VERIFICATION

Lab Name: Mitkem Corporation

Contract: 3563S-04

Lab Code: MITKEM

Case No.

SAS No.:

SDG No.: MD0618

Initial Calibration Verification Source:

Continuing Calibration Verification Source:

Concentration Units: ug/L

Analyte	Initial Calibration			Continuing Calibration					M
	True	Found	%R(1)	True	Found	%R(1)	Found	%R(1)	
Cyanide				200.0	203.54	101.8	203.19	101.6	CA

(1) Control Limits: Mercury 80-120; Other Metals 90-110; Cyanide 85-115

U.S. EPA - CLP

2A

INITIAL AND CONTINUING CALIBRATION VERIFICATION

Lab Name: Mitkem Corporation

Contract: 3563S-04

Lab Code: MITKEM

Case No.

SAS No.:

SDG No.: MD0618

Initial Calibration Verification Source:

Continuing Calibration Verification Source:

Concentration Units: ug/L

Analyte	Initial Calibration			Continuing Calibration					M
	True	Found	%R(1)	True	Found	%R(1)	Found	%R(1)	
Aluminum	15000.0	15226.19	101.5	10000.0	10173.05	101.7	9992.28	99.9	P
Antimony	750.0	785.07	104.7	500.0	506.58	101.3	504.52	100.9	P
Arsenic	750.0	771.56	102.9	500.0	519.18	103.8	514.37	102.9	P
Barium	15000.0	15823.21	105.5	10000.0	10773.20	107.7	10851.40	108.5	P
Beryllium	375.0	390.24	104.1	250.0	262.03	104.8	263.59	105.4	P
Cadmium	375.0	382.41	102.0	250.0	261.62	104.6	257.97	103.2	P
Calcium	37500.0	38695.19	103.2	25000.0	25782.87	103.1	25587.27	102.3	P
Chromium	1500.0	1547.90	103.2	1000.0	1046.22	104.6	1034.19	103.4	P
Cobalt	3750.0	3874.67	103.3	2500.0	2623.32	104.9	2595.03	103.8	P
Copper	1875.0	1935.73	103.2	1250.0	1292.66	103.4	1296.75	103.7	P
Iron	7500.0	7620.02	101.6	5000.0	5210.31	104.2	5114.04	102.3	P
Lead	750.0	766.75	102.2	500.0	522.21	104.4	520.63	104.1	P
Magnesium	37500.0	38793.98	103.5	25000.0	26469.55	105.9	25940.64	103.8	P
Manganese	3750.0	3901.22	104.0	2500.0	2634.12	105.4	2604.59	104.2	P
Nickel	3750.0	3860.92	103.0	2500.0	2610.74	104.4	2579.24	103.2	P
Selenium	750.0	757.44	101.0	500.0	513.05	102.6	510.48	102.1	P
Silver	1875.0	1755.99	93.7	1250.0	1133.13	90.7	1164.31	93.1	P
Thallium	750.0	763.92	101.9	500.0	523.06	104.6	519.83	104.0	P
Vanadium	3750.0	3893.53	103.8	2500.0	2608.26	104.3	2622.76	104.9	P
Zinc	3750.0	3904.03	104.1	2500.0	2670.34	106.8	2635.64	105.4	P

(1) Control Limits: Mercury 80-120; Other Metals 90-110; Cyanide 85-115

U.S. EPA - CLP

2A

INITIAL AND CONTINUING CALIBRATION VERIFICATION

Lab Name: Mitkem Corporation

Contract: 3563S-04

Lab Code: MITKEM

Case No.

SAS No.:

SDG No.: MD0618

Initial Calibration Verification Source:

Continuing Calibration Verification Source:

Concentration Units: ug/L

Analyte	Initial Calibration			Continuing Calibration					M
	True	Found	%R(1)	True	Found	%R(1)	Found	%R(1)	
Aluminum				10000.0	10177.11	101.8	9993.50	99.9	P
Antimony				500.0	506.63	101.3	497.12	99.4	P
Arsenic				500.0	510.17	102.0	501.29	100.3	P
Barium				10000.0	10923.18	109.2	10787.92	107.9	P
Beryllium				250.0	263.50	105.4	259.81	103.9	P
Cadmium				250.0	259.41	103.8	256.82	102.7	P
Calcium				25000.0	25837.55	103.4	25285.82	101.1	P
Chromium				1000.0	1040.87	104.1	1033.30	103.3	P
Cobalt				2500.0	2585.97	103.4	2570.66	102.8	P
Copper				1250.0	1301.15	104.1	1283.35	102.7	P
Iron				5000.0	5201.34	104.0	5105.65	102.1	P
Lead				500.0	526.59	105.3	522.41	104.5	P
Magnesium				25000.0	26192.64	104.8	25732.04	102.9	P
Manganese				2500.0	2599.66	104.0	2588.82	103.6	P
Nickel				2500.0	2560.17	102.4	2551.52	102.1	P
Selenium				500.0	508.81	101.8	499.78	100.0	P
Silver				1250.0	1163.18	93.1	1171.78	93.7	P
Thallium				500.0	525.46	105.1	518.78	103.8	P
Vanadium				2500.0	2630.59	105.2	2592.71	103.7	P
Zinc				2500.0	2661.44	106.5	2641.93	105.7	P

(1) Control Limits: Mercury 80-120; Other Metals 90-110; Cyanide 85-115

U.S. EPA - CLP

2A

INITIAL AND CONTINUING CALIBRATION VERIFICATION

Lab Name: Mitkem Corporation

Contract: 3563S-04

Lab Code: MITKEM

Case No.

SAS No.:

SDG No.: MD0618

Initial Calibration Verification Source:

Continuing Calibration Verification Source:

Concentration Units: ug/L

Analyte	Initial Calibration			Continuing Calibration					M
	True	Found	%R(1)	True	Found	%R(1)	Found	%R(1)	
Aluminum				10000.0	9924.97	99.2	10211.56	102.1	P
Antimony				500.0	510.31	102.1	509.85	102.0	P
Arsenic				500.0	514.67	102.9	512.47	102.5	P
Barium				10000.0	10881.25	108.8	10939.39	109.4	P
Beryllium				250.0	263.04	105.2	264.01	105.6	P
Cadmium				250.0	257.97	103.2	263.13	105.3	P
Calcium				25000.0	25557.42	102.2	25636.39	102.5	P
Chromium				1000.0	1034.34	103.4	1055.34	105.5	P
Cobalt				2500.0	2578.27	103.1	2625.26	105.0	P
Copper				1250.0	1287.73	103.0	1289.58	103.2	P
Iron				5000.0	5102.84	102.1	5268.05	105.4	P
Lead				500.0	526.78	105.4	531.63	106.3	P
Magnesium				25000.0	25813.82	103.3	26589.75	106.4	P
Manganese				2500.0	2592.53	103.7	2639.68	105.6	P
Nickel				2500.0	2554.00	102.2	2599.36	104.0	P
Selenium				500.0	508.92	101.8	509.73	101.9	P
Silver				1250.0	1182.73	94.6	1185.79	94.9	P
Thallium				500.0	526.90	105.4	530.50	106.1	P
Vanadium				2500.0	2615.50	104.6	2622.50	104.9	P
Zinc				2500.0	2661.02	106.4	2724.27	109.0	P

(1) Control Limits: Mercury 80-120; Other Metals 90-110; Cyanide 85-115



U.S. EPA - CLP

2A

INITIAL AND CONTINUING CALIBRATION VERIFICATION

Lab Name: Milkem Corporation

Contract: 3563S-04

Lab Code: MITKEM

Case No.

SAS No.:

SDG No.: MD0618

Initial Calibration Verification Source:

Continuing Calibration Verification Source:

Concentration Units: ug/L

Analyte	Initial Calibration			Continuing Calibration					M
	True	Found	%R(1)	True	Found	%R(1)	Found	%R(1)	
Sodium	37500.0	38310.44	102.2	25000.0	25588.19	102.4	26506.16	106.0	P

(1) Control Limits: Mercury 80-120; Other Metals 90-110; Cyanide 85-115

U.S. EPA - CLP

2A

INITIAL AND CONTINUING CALIBRATION VERIFICATION

Lab Name: Mitkem Corporation

Contract: 3563S-04

Lab Code: MITKEM

Case No.

SAS No.:

SDG No.: MD0618

Initial Calibration Verification Source:

Continuing Calibration Verification Source:

Concentration Units: ug/L

Analyte	Initial Calibration			Continuing Calibration					M
	True	Found	%R(1)	True	Found	%R(1)	Found	%R(1)	
Sodium				25000.0	26704.18	106.8			P

(1) Control Limits: Mercury 80-120; Other Metals 90-110; Cyanide 85-115

U.S. EPA - CLP

2A

INITIAL AND CONTINUING CALIBRATION VERIFICATION

Lab Name: Mitkem Corporation

Contract: 3563S-04

Lab Code: MITKEM

Case No.

SAS No.:

SDG No.: MD0618

Initial Calibration Verification Source:

Continuing Calibration Verification Source:

Concentration Units: ug/L

Analyte	Initial Calibration			Continuing Calibration					M
	True	Found	%R(1)	True	Found	%R(1)	Found	%R(1)	
Potassium	37500.0	37748.90	100.7	25000.0	25322.09	101.3	25942.12	103.8	P

(1) Control Limits: Mercury 80-120; Other Metals 90-110; Cyanide 85-115

U.S. EPA - CLP

2A

INITIAL AND CONTINUING CALIBRATION VERIFICATION

Lab Name: Milkem Corporation

Contract: 3563S-04

Lab Code: MITKEM

Case No.

SAS No.:

SDG No.: MD0618

Initial Calibration Verification Source:

Continuing Calibration Verification Source:

Concentration Units: ug/L

Analyte	Initial Calibration			Continuing Calibration					M
	True	Found	%R(1)	True	Found	%R(1)	Found	%R(1)	
Potassium				25000.0	25913.44	103.7			P

(1) Control Limits: Mercury 80-120; Other Metals 90-110; Cyanide 85-115

U.S. EPA - CLP

2B

CRDL STANDARD FOR AA AND ICP

Lab Name: Mitkem Corporation

Contract: 3563S-04

Lab Code: MITKEM Case No.

SAS No.:

SDG No.: MD0618

AA CRDL Standard Source:

ICP CRDL Standard Source:

Concentration Units: ug/L

CRDL Standard for AA				CRDL Standard for ICP				
Analyte	Initial		%R	Initial		%R	Final	
	True	Found		True	Found		Found	%R
Mercury	0.2	0.21	106.9					

## U.S. EPA - CLP

2B

## CRDL STANDARD FOR AA AND ICP

Lab Name: Mitkem CorporationContract: 3563S-04Lab Code: MITKEM Case No.

SAS No.:

SDG No.: MD0618

AA CRDL Standard Source:

ICP CRDL Standard Source:

Concentration Units: ug/L

Analyte	CRDL Standard for AA			CRDL Standard for ICP				
	True	Found	%R	Initial		%R	Final	
				True	Found		Found	%R
Antimony				120.0	133.01	110.8	129.95	108.3
Arsenic				20.0	19.67	98.4	20.5	102.5
Beryllium				10.0	10.18	101.8	10.15	101.5
Cadmium				10.0	10.57	105.7	10.55	105.5
Chromium				20.0	20.72	103.6	20.68	103.4
Cobalt				100.0	107.9	107.9	106.53	106.5
Copper				50.0	55.3	110.6	51.94	103.9
Lead				6.0	7.49	124.9	7.43	123.8
Manganese				30.0	32.79	109.3	32.92	109.7
Nickel				80.0	87.81	109.8	84.54	105.7
Selenium				10.0	11.34	113.4	8.89	88.9
Silver				20.0	25.67	128.4	19.63	98.2
Thallium				20.0	21.33	106.6	22.05	110.3
Vanadium				100.0	103.74	103.7	103.41	103.4
Zinc				40.0	52	130.0	49.97	124.9

U.S. EPA - CLP

2B  
CRDL STANDARD FOR AA AND ICP

Lab Name: Mitkem Corporation

Contract: 3563S-04

Lab Code: MITKEM Case No.

SAS No.:

SDG No.: MD0618

AA CRDL Standard Source:

ICP CRDL Standard Source:

Concentration Units: ug/L

Analyte	CRDL Standard for AA			CRDL Standard for ICP				
	True	Found	%R	Initial		%R	Final	
				True	Found		Found	%R
Antimony				120.0			130.53	108.8
Arsenic				20.0			18.66	93.3
Beryllium				10.0			10.24	102.4
Cadmium				10.0			10.55	105.5
Chromium				20.0			20.93	104.7
Cobalt				100.0			106.9	106.9
Copper				50.0			53.06	106.1
Lead				6.0			6.91	115.1
Manganese				30.0			32.99	110.0
Nickel				80.0			87.19	109.0
Selenium				10.0			9.54	95.4
Silver				20.0			19.75	98.8
Thallium				20.0			21.99	110.0
Vanadium				100.0			104.72	104.7
Zinc				40.0			50.79	127.0

U.S. EPA - CLP

2B  
CRDL STANDARD FOR AA AND ICP

Lab Name: Mitkem Corporation

Contract: 3563S-04

Lab Code: MITKEM Case No.

SAS No.:

SDG No.: MD0618

AA CRDL Standard Source:

ICP CRDL Standard Source:

Concentration Units: ug/L

Analyte	CRDL Standard for AA			CRDL Standard for ICP				
	True	Found	%R	Initial		%R	Final	
				True	Found		Found	%R
Antimony				120.0			132.14	110.1
Arsenic				20.0			20.2	101.0
Beryllium				10.0			10.39	103.9
Cadmium				10.0			10.69	106.9
Chromium				20.0			21.22	106.1
Cobalt				100.0			107.92	107.9
Copper				50.0			54.29	108.6
Lead				6.0			7.3	121.6
Manganese				30.0			32.98	109.9
Nickel				80.0			87.43	109.3
Selenium				10.0			12.07	120.7
Silver				20.0			19.97	99.9
Thallium				20.0			21.39	107.0
Vanadium				100.0			105.51	105.5
Zinc				40.0			52.79	132.0



U.S. EPA - CLP

3  
BLANKS

Lab Name: Mitkem Corporation

Contract: 3563S-04

Lab Code: MITKEM

Case No.

SAS No.:

SDG No.: MD0618

Preparation Blank Matrix (soil/water): WATER

Preparation Blank Concentration Units (ug/L or mg/kg): UG/L

Analyte	Initial		Continuing Calibration						Prepa-		
	Calib.	Blank	Blank (ug/L)						ration		
	(ug/L)	C	1	C	2	C	3	C	Blank	C	M
Mercury	0.100	U	0.100	U	0.100	U	0.100	U	0.100	U	

U.S. EPA - CLP

3  
BLANKS

Lab Name: Mitkem Corporation

Contract: 3563S-04

Lab Code: MITKEM

Case No.

SAS No.:

SDG No.: MD0618

Preparation Blank Matrix (soil/water): WATER

Preparation Blank Concentration Units (ug/L or mg/kg): UG/L

Analyte	Initial		Continuing Calibration						Preparation		
	Calib.	Blank	Blank (ug/L)						Blank	C	M
	(ug/L)	C	1	C	2	C	3	C			
Cyanide	2.0	U	2.0	U	2.4	B	2.9	B	2.000	U	

U.S. EPA - CLP

3  
BLANKS

Lab Name: Mitkem Corporation

Contract: 3563S-04

Lab Code: MITKEM

Case No.

SAS No.:

SDG No.: MD0618

Preparation Blank Matrix (soil/water):

Preparation Blank Concentration Units (ug/L or mg/kg):

Analyte	Initial		Continuing Calibration						Preparation		M
	Calib.	Blank	Blank (ug/L)						Blank	C	
	(ug/L)	C	1	C	2	C	3	C			
Cyanide			2.0	U							CA

## U.S. EPA - CLP

3  
BLANKSLab Name: Mitkem CorporationContract: 3563S-04Lab Code: MITKEM

Case No.

SAS No.:

SDG No.: MD0618Preparation Blank Matrix (soil/water): WATERPreparation Blank Concentration Units (ug/L or mg/kg): UG/L

Analyte	Initial		Continuing Calibration						Preparation		
	Calib.	Blank	Blank (ug/L)						Blank	C	M
	(ug/L)	C	1	C	2	C	3	C			
Aluminum	18.0	U	32.6	B	18.5	B	109.0	B	31.619	B	
Antimony	3.8	B	5.4	B	4.8	B	4.1	B	2.035	B	
Arsenic	2.0	U	2.0	U	2.0	U	2.0	U	2.000	U	
Barium	3.8	B	3.1	B	1.7	B	2.5	B	2.655	B	
Beryllium	0.2	U	0.2	U	0.2	U	0.2	U	0.200	U	
Cadmium	0.2	U	0.2	U	0.2	U	0.3	B	0.200	U	
Calcium	50.0	U	52.1	B	50.0	U	169.9	B	123.041	B	
Chromium	0.5	U	0.5	U	0.5	U	0.5	U	0.500	U	
Cobalt	1.5	B	1.5	B	0.6	B	1.1	B	1.102	B	
Copper	4.2	B	5.0	B	2.5	B	4.4	B	7.762	B	
Iron	4.0	B	22.7	B	19.0	B	73.9	B	70.930	B	
Lead	0.9	U	0.9	U	0.9	U	1.3	B	0.900	U	
Magnesium	20.4	B	175.6	B	36.6	B	250.8	B	98.997	B	
Manganese	1.2	B	0.9	B	1.6	B	1.1	B	2.549	B	
Nickel	1.5	B	1.8	B	0.9	B	1.6	B	1.750	B	
Selenium	3.0	U	3.0	U	3.0	U	3.0	U	3.000	U	
Silver	8.3	B	1.5	B	0.7	U	0.8	B	3.735	B	
Thallium	2.0	U	2.0	U	2.0	U	2.0	U	2.000	U	
Vanadium	1.1	B	0.5	B	0.4	U	0.5	B	0.400	U	
Zinc	8.9	B	9.3	B	7.3	B	8.8	B	15.240	B	

## U.S. EPA - CLP

3  
BLANKSLab Name: Mitkem CorporationContract: 3563S-04Lab Code: MITKEM

Case No.

SAS No.:

SDG No.: MD0618

Preparation Blank Matrix (soil/water):

Preparation Blank Concentration Units (ug/L or mg/kg):

Analyte	Initial Calib. Blank (ug/L)	C	Continuing Calibration Blank (ug/L)						Prepa- ration Blank	C	M
			1	C	2	C	3	C			
Aluminum			24.9	B	21.0	B	56.6	B			P
Antimony			5.0	B	4.2	B	6.0	B			P
Arsenic			2.0	U	2.0	U	2.0	U			P
Barium			4.1	B	2.1	B	3.7	B			P
Beryllium			0.2	U	0.2	U	0.2	U			P
Cadmium			0.2	U	0.2	U	0.2	U			P
Calcium			60.3	B	50.0	U	84.5	B			P
Chromium			0.5	U	0.5	U	0.5	U			P
Cobalt			1.2	B	0.7	B	1.2	B			P
Copper			6.6	B	3.8	B	4.6	B			P
Iron			18.1	B	5.5	B	28.6	B			P
Lead			1.6	B	0.9	U	0.9	U			P
Magnesium			62.2	B	29.6	B	143.3	B			P
Manganese			1.8	B	0.5	B	0.7	B			P
Nickel			1.5	B	1.0	B	2.0	B			P
Selenium			3.0	U	3.0	U	3.0	U			P
Silver			0.9	B	0.7	U	0.7	U			P
Thallium			2.0	U	2.0	U	2.0	U			P
Vanadium			1.2	B	0.4	U	0.4	U			P
Zinc			13.7	B	10.7	B	12.0	B			P

U.S. EPA - CLP

3  
BLANKS

Lab Name: Mitkem Corporation Contract: 3563S-04  
 Lab Code: MITKEM Case No. SAS No.: SDG No.: MD0618  
 Preparation Blank Matrix (soil/water): WATER  
 Preparation Blank Concentration Units (ug/L or mg/kg): UG/L

Analyte	Initial		Continuing Calibration						Preparation		
	Calib.	Blank	Blank (ug/L)						Blank	C	M
	(ug/L)	C	1	C	2	C	3	C			
Sodium	32.0	U	35.1	B	61.0	B	32.0	U	32.000	U	

U.S. EPA - CLP

3  
BLANKS

Lab Name: Mitkem Corporation

Contract: 3563S-04

Lab Code: MITKEM

Case No.

SAS No.:

SDG No.: MD0618

Preparation Blank Matrix (soil/water): WATER

Preparation Blank Concentration Units (ug/L or mg/kg): UG/L

Analyte	Initial		Continuing Calibration						Preparation		M
	Blank	C	Blank (ug/L)						Blank	C	
Potassium	55.0	U	1	C	2	C	3	C	55.000	U	
			55.0	U	72.2	B	55.0	U			

## U.S. EPA - CLP

4

## ICP INTERFERENCE CHECK SAMPLE

Lab Name: Mitkem CorporationContract: 3563S-04Lab Code: MITKEM

Case No.

SAS No.:

SDG No.: MD0618ICP ID Number: OPTIMA2

ICS Source:

Concentration Units: ug/L

Analyte	True		Initial Found			Final Found		
	Sol. A	Sol. AB	Sol. A	Sol. AB	%R	Sol. A	Sol. AB	%R
Aluminum	500000	500000	464000	476000.0	95.1	468000	472000.0	94.3
Antimony	0	600	8	603.0	100.5	6	603.0	100.6
Arsenic	0	100	-3	89.0	89.0	-6	88.9	88.9
Barium	0	500	-3	483.0	96.7	-3	492.0	98.4
Beryllium	0	500	0	466.0	93.2	0	463.0	92.6
Cadmium	0	1000	4	861.0	86.1	4	869.0	86.9
Calcium	500000	500000	477000	485000.0	96.9	480000	489000.0	97.7
Chromium	0	500	1	455.0	91.1	1	460.0	91.9
Cobalt	0	500	-1	437.0	87.4	-1	437.0	87.4
Copper	0	500	-3	474.0	94.7	-5	476.0	95.1
Iron	200000	200000	164000	167000.0	83.4	165000	168000.0	83.9
Lead	0	50	0	44.2	88.4	1	43.8	87.6
Magnesium	500000	500000	445000	458000.0	91.7	450000	451000.0	90.2
Manganese	0	500	4	471.0	94.1	3	471.0	94.2
Nickel	0	1000	-4	854.0	85.4	-4	854.0	85.4
Selenium	0	50	0	43.9	87.8	2	44.7	89.4
Silver	0	200	3	189.0	94.6	1	187.0	93.5
Thallium	0	100	0	84.7	84.7	0	85.1	85.1
Vanadium	0	500	0	467.0	93.4	0	472.0	94.5
Zinc	0	1000	11	864.0	86.4	10	873.0	87.3



## U.S. EPA - CLP

4

## ICP INTERFERENCE CHECK SAMPLE

Lab Name: Mitkem CorporationContract: 3563S-04Lab Code: MITKEM

Case No.

SAS No.:

SDG No.: MD0618ICP ID Number: OPTIMA2

ICS Source:

Concentration Units: ug/L

Analyte	True		Initial Found			Final Found		
	Sol.	Sol.	Sol.	Sol.	%R	Sol.	Sol.	%R
	A	AB	A	AB		A	AB	
Aluminum	500000	500000	464000	472000.0	94.3	469000	472000.0	94.5
Antimony	0	600	8	604.0	100.7	8	609.0	101.5
Arsenic	0	100	-4	86.2	86.2	-5	85.7	85.7
Barium	0	500	-3	488.0	97.7	-3	488.0	97.7
Beryllium	0	500	0	462.0	92.4	0	470.0	94.1
Cadmium	0	1000	4	864.0	86.4	3	866.0	86.6
Calcium	500000	500000	482000	485000.0	96.9	482000	476000.0	95.2
Chromium	0	500	1	457.0	91.4	1	456.0	91.2
Cobalt	0	500	-1	434.0	86.9	-2	434.0	86.7
Copper	0	500	-5	471.0	94.3	-5	466.0	93.3
Iron	200000	200000	165000	168000.0	83.9	168000	169000.0	84.6
Lead	0	50	1	44.0	88.0	-4	42.2	84.4
Magnesium	500000	500000	445000	452000.0	90.4	454000	460000.0	91.9
Manganese	0	500	3	470.0	94.0	3	468.0	93.5
Nickel	0	1000	-4	851.0	85.1	-4	848.0	84.8
Selenium	0	50	0	45.4	90.8	1	42.2	84.4
Silver	0	200	0	187.0	93.3	1	186.0	93.2
Thallium	0	100	1	85.8	85.8	1	87.5	87.5
Vanadium	0	500	0	468.0	93.6	0	466.0	93.2
Zinc	0	1000	11	871.0	87.1	11	880.0	88.0

U.S. EPA - CLP

4

ICP INTERFERENCE CHECK SAMPLE

Lab Name: Mitkem Corporation

Contract: 3563S-04

Lab Code: MITKEM Case No.

SAS No.:

SDG No.: MD0618

ICP ID Number: OPTIMA3

ICS Source:

Concentration Units: ug/L

Analyte	True		Initial Found			Final Found		
	Sol. A	Sol. AB	Sol. A	Sol. AB	%R	Sol. A	Sol. AB	%R
Sodium	0	0	62	98.1		63	78.0	

U.S. EPA - CLP

4

ICP INTERFERENCE CHECK SAMPLE

Lab Name: Mitkem Corporation

Contract: 3563S-04

Lab Code: MITKEM Case No.

SAS No.:

SDG No.: MD0618

ICP ID Number: OPTIMA3

ICS Source:

Concentration Units: ug/L

Analyte	True		Initial Found			Final Found		
	Sol. A	Sol. AB	Sol. A	Sol. AB	%R	Sol. A	Sol. AB	%R
Potassium	0	0	79	92.5		26	113.0	

## U.S. EPA - CLP

5A  
SPIKE SAMPLE RECOVERY

EPA SAMPLE NO

MW-01

Lab Name: Milkem CorporationContract: 3563S-04Lab Code: MITKEM

Case No.

SAS No.:

SDG No.: MD0618Matrix (soil/water): WATERLevel (low/med): MED% Solids for Sample: 0.0Concentration Units (ug/L or mg/kg dry weight): UG/L

Analyte	Control	Spiked Sample Result (SSR)	C	Sample Result (SR)	C	Spike Added (SA)	%R	Q	M
	Limit %R								
Aluminum		72065.1194		69122.3610		2000.00	147.1	P	
Antimony	75-125	77.2747		4.9304	B	100.00	72.3	N	P
Arsenic	75-125	140.0750		96.4398		40.00	109.1	P	
Barium	75-125	5854.6637		3692.2255		2000.00	108.1	P	
Beryllium	75-125	56.1763		4.1023	B	50.00	104.1	P	
Cadmium	75-125	7.4189		2.4743	B	5.00	98.9	P	
Chromium	75-125	296.3930		95.6942		200.00	100.3	P	
Cobalt	75-125	589.4708		89.1342		500.00	100.1	P	
Copper	75-125	455.8657		195.8378		250.00	104.0	P	
Iron		138522.0534		133886.1308		1000.00	463.6	P	
Lead		163.7570		143.5977		20.00	100.8	P	
Manganese		10836.8465		10312.6660		500.00	104.8	P	
Nickel	75-125	652.0490		151.4299		500.00	100.1	P	
Selenium	75-125	3.0000	U	3.0000	U	10.00	0.0	N	P
Silver	75-125	14.1877		0.7000	U	50.00	28.4	N	P
Thallium	75-125	51.7860		4.0282	B	50.00	95.5	P	
Vanadium	75-125	600.5258		82.5240		500.00	103.6	P	
Zinc	75-125	919.8124		412.8199		500.00	101.4	P	
Mercury	75-125	1.0331		0.1320	U	1.00	103.3	CV	

Comments:

U.S. EPA - CLP

5A  
SPIKE SAMPLE RECOVERY

EPA SAMPLE NO

MW-01

Lab Name: Mitkem Corporation

Contract: 3563S-04

Lab Code: MITKEM

Case No.

SAS No.:

SDG No.: MD0618

Matrix (soil/water): WATER

Level (low/med): MED

% Solids for Sample: 0.0

Concentration Units (ug/L or mg/kg dry weight): UG/L

Analyte	Control Limit %R	Spiked Sample Result (SSR)	C	Sample Result (SR)	C	Spike Added (SA)	%R	Q	M
Cyanide	75-125	94.2470		2.0000	U	100.00	94.2		CA

Comments:

---



---



---



---

U.S. EPA - CLP

5B  
POST DIGEST SPIKE SAMPLE RECOVERY

EPA SAMPLE NO

MW-01

Lab Name: Mitkem Corporation

Contract: 3563S-04

Lab Code: MITKEM Case No.

SAS No.:

SDG No.: MD0618

Matrix (soil/water): WATER

Level (low/med): MED

Concentration Units: ug/L

Analyte	Control	Spiked Sample		Sample		Spike		%R	Q	M
	Limit %R	Result (SSR)	C	Result (SR)	C	Added (SA)				
Antimony		94.07		4.93	B	120.0		74.3		P
Selenium		11.02		3.00	U	10.0		110.2		P

Comments:

---



---



---



---

## U.S. EPA - CLP

6  
DUPLICATES

EPA SAMPLE NO

MW-01

Lab Name: Mitkem CorporationContract: 3563S-04Lab Code: MITKEM Case No.

SAS No.:

SDG No.: MD0618Matrix (soil/water): WATERLevel (low/med): MED% Solids for Sample: 0.0% Solids for Duplicate: 0.0Concentration Units (ug/L or mg/kg dry weight): UG/L

Analyte	Control Limit	Sample (S)	C	Duplicate (D)	C	RPD	Q	M
Aluminum		69122.3610		68112.2937		1.5		P
Antimony		4.9304	B	3.8181	B	25.4		P
Arsenic		96.4398		94.6458		1.9		P
Barium		3692.2255		3656.3874		1.0		P
Beryllium		4.1023	B	3.9926	B	2.7		P
Cadmium		2.4743	B	2.0265	B	19.9		P
Calcium		335148.5588		326018.9385		2.8		P
Chromium		95.6942		92.5349		3.4		P
Cobalt	50.0	89.1342		87.8658		1.4		P
Copper		195.8378		176.6452		10.3		P
Iron		133886.1308		133208.9638		0.5		P
Lead		143.5977		141.0842		1.8		P
Magnesium		86992.8213		85410.8642		1.8		P
Manganese		10312.6660		10087.5445		2.2		P
Nickel	40.0	151.4299		149.7736		1.1		P
Potassium	5000.0	11457.9729		11266.8039		1.7		P
Selenium		3.0000	U	3.0000	U			P
Silver		0.7000	U	0.7000	U			P
Sodium		130024.7030		125276.9634		3.7		P
Thallium		4.0282	B	3.1422	B	24.7		P
Vanadium	50.0	82.5240		81.2259		1.6		P
Zinc		412.8199		402.2913		2.6		P
Mercury		0.1320	U	0.1320	U			CV
Cyanide		2.0000	U	2.0000	U			CA

FORM VT - IN

ILM04.1

## U.S. EPA - CLP

7

## LABORATORY CONTROL SAMPLE

Lab Name: Mitkem CorporationContract: 3563S-04Lab Code: MITKEM

Case No.

SAS No.:

SDG No.: MD0618

Solid LCS Source:

Aqueous LCS Source:

LCS-18366

Analyte	Aqueous (ug/L)			Solid (mg/kg)				%R
	True	Found	%R	True	Found	C	Limits	
Aluminum	9100.0	9147.82	100.5					
Antimony	455.0	489.75	107.6					
Arsenic	455.0	461.98	101.5					
Barium	9100.0	9732.48	107.0					
Beryllium	227.0	240.83	106.1					
Cadmium	227.0	231.14	101.8					
Calcium	22700.0	23359.40	102.9					
Chromium	910.0	930.45	102.2					
Cobalt	2270.0	2367.75	104.3					
Copper	1130.0	1191.50	105.4					
Iron	4550.0	4650.31	102.2					
Lead	455.0	470.87	103.5					
Magnesium	22700.0	23712.40	104.5					
Manganese	2270.0	2375.15	104.6					
Nickel	2270.0	2350.94	103.6					
Potassium	22700.0	22571.54	99.4					
Selenium	455.0	460.26	101.2					
Silver	1130.0	1077.19	95.3					
Sodium	22700.0	22907.98	100.9					
Thallium	455.0	468.22	102.9					
Vanadium	2270.0	2396.45	105.6					
Zinc	2270.0	2402.94	105.9					



## U.S. EPA - CLP

9

## ICP SERIAL DILUTIONS

MW-01

Lab Name: Mitkem CorporationContract: 3563S-04Lab Code: MITKEM Case No.

SAS No.:

SDG No.: MD0618Matrix (soil/water): WATERLevel (low/med): MED

Concentration Units: ug/L

Analyte	Initial Sample		Serial Dilution		% Difference	Q	M
	Result (I)	C	Result (S)	C			
Aluminum	69122.36		72060.58		4.3		P
Antimony	4.93	J	10.00	U	102.8		P
Arsenic	96.44		97.99		1.6		P
Barium	3692.23		4072.29		10.3	E	P
Beryllium	4.10	J	4.44	J	8.3		P
Cadmium	2.47	J	1.60	J	35.2		P
Calcium	335148.56		346205.55		3.3		P
Chromium	95.69		104.54		9.2		P
Cobalt	89.13		101.08	J	13.4	E	P
Copper	195.84		202.71		3.5		P
Iron	133886.13		152724.17		14.1	E	P
Lead	143.60		158.75		10.6	E	P
Magnesium	86992.82		97815.07		12.4	E	P
Manganese	10312.67		11763.23		14.1	E	P
Nickel	151.43		171.65	J	13.4	E	P
Potassium	11457.97		11745.78	J	2.5		P
Selenium	3.00	U	15.00	U			P
Silver	0.70	U	3.50	U			P
Sodium	130024.70		138273.85		6.3		P
Thallium	4.03	J	10.00	U	148.1		P
Vanadium	82.52		91.08	J	10.4	E	P
Zinc	412.82		472.73		14.5	E	P

FORM IX - IN

ILM04.1

0681

U.S. EPA - CLP

10  
INSTRUMENT DETECTION LIMITS (QUARTERLY)

Lab Name: Mitkem Corporation Contract: 3563S-04  
Lab Code: MITKEM Case No. SAS No.: SDG No.: MD0618  
ICP ID Number: Date: 04/01/05  
Flame AA ID Number: FIMS1 TestCode: ILM4.1 HG W  
Furnace AA ID Number:

Analyte	Wave- length (nm)	Back- ground	CRDL (UG/L)	IDL (UG/L)	M
Mercury	253.70		0.2	0.1	CV

Comments:

U.S. EPA - CLP

10

INSTRUMENT DETECTION LIMITS (QUARTERLY)

Lab Name: Mitkem Corporation

Contract: 3563S-04

Lab Code: MITKEM Case No.

SAS No.:

SDG No.: MD0618

ICP ID Number:

Date: 04/01/05

Flame AA ID Number: LACHAT1

TestCode: ILM4.1 CN W

Furnace AA ID Number:

Analyte	Wave-length (nm)	Back-ground	CRDL (UG/L)	IDL (UG/L)	M
Cyanide			10	2.0	CA

Comments:

FORM X - IN

ILM04.1

## U.S. EPA - CLP

10

## INSTRUMENT DETECTION LIMITS (QUARTERLY)

Lab Name: Mitkem CorporationContract: 3563S-04Lab Code: MITKEM Case No.

SAS No.:

SDG No.: MD0618ICP ID Number: OPTIMA2Date: 04/01/05

Flame AA ID Number:

TestCode: ILM4.1 ICP W

Furnace AA ID Number:

Analyte	Wave-length (nm)	Back-ground	CRDL (UG/L)	IDL (UG/L)	M
Aluminum	308.21		200	18.0	P
Antimony	206.83		60	2.0	P
Arsenic	188.98		10	2.0	P
Barium	233.53		200	0.4	P
Beryllium	313.11		5.0	0.2	P
Cadmium	226.50		5.0	0.2	P
Calcium	227.54		5000	50.0	P
Chromium	267.72		10	0.5	P
Cobalt	228.62		50	0.4	P
Copper	324.75		25	1.0	P
Iron	273.96		100	4.0	P
Lead	220.35		3.0	0.9	P
Magnesium	279.08		5000	9.0	P
Manganese	257.61		15	0.4	P
Nickel	231.60		40	0.7	P
Selenium	196.03		5.0	3.0	P
Silver	328.07		10	0.7	P
Thallium	190.80		10	2.0	P
Vanadium	292.40		50	0.4	P
Zinc	206.20		20	2.0	P

Comments:

FORM X - IN

ILM04.1

U.S. EPA - CLP

10

INSTRUMENT DETECTION LIMITS (QUARTERLY)

Lab Name: Mitkem Corporation Contract: 3563S-04  
 Lab Code: MITKEM Case No. SAS No.: SDG No.: MD0618  
 ICP ID Number: OPTIMA3 Date: 04/01/05  
 Flame AA ID Number: TestCode: ILM4.1 ICP W  
 Furnace AA ID Number:

Analyte	Wave-length (nm)	Back-ground	CRDL (UG/L)	IDL (UG/L)	M
Potassium	766.49		5000	55.0	P
Sodium	589.59		5000	32.0	P

Comments:

---



---



---

## U.S. EPA - CLP

11A

## TCP INTERELEMENT CORRECTION FACTORS (ANNUALLY)

Lab Name: Mitkem CorporationContract: 3563S-04Lab Code: MITKEM

Case No.

SAS No.:

SDG No.: MD0618

ICP ID Number:

OPTIMA2

Date:

03/30/2005

Analyte	Wave-length (nm)	Interelement Correction Factors for:				
		Al	Ca	Fe	Mg	Cr
Aluminum	308.21		0.0000000	0.0000000	0.0000000	0.0000000
Antimony	206.83	0.0174150	-0.0031006	0.1190830	0.0081035	5.7478200
Arsenic	188.97	0.0728007	0.0000000	0.0111660	0.0111660	-5.3346900
Barium	233.52	0.0046014	0.0068611	0.1471710	0.0036820	0.0000000
Beryllium	313.10	0.0000000	0.0000000	0.0000000	0.0000000	0.0000000
Cadmium	226.50	-0.0035740	0.0000000	0.0664913	0.0000000	0.0000000
Calcium	227.54	-0.5000390		12.8307000	0.0000000	5.5746300
Chromium	267.71	0.0000000	0.0000000	0.0000000	0.0000000	
Cobalt	228.61	0.0000000	0.0000000	0.0250613	0.0000000	-0.0557816
Copper	324.75	0.0072906	0.0039852	-0.1106930	0.0033097	0.1265570
Iron	273.95	0.0000000	0.0000000		0.0000000	0.0000000
Lead	220.35	-0.2678550	-0.0170279	-0.0228521	0.0021432	-0.1462470
Magnesium	279.07	0.0000000	0.0000000	-0.3250520		0.0000000
Manganese	257.61	-0.0388603	0.0047481	-0.5591400	0.0077324	-0.5826900
Nickel	231.60	0.0000000	0.0000000	0.0000302	0.0000000	0.0000000
Selenium	196.02	-0.0555964	-0.0182908	-0.0004092	-0.0058448	-0.0625148
Silver	328.06	0.3719790	0.5376300	-0.0000575	0.0509589	0.1291050
Sodium	330.24	0.3088000	0.5913160	-1.5536100	0.0000000	0.0000000
Thallium	190.80	0.0623562	-0.0110972	0.0000000	0.0062609	0.1560700
Vanadium	292.40	0.0000000	0.0000000	-0.0108800	-0.0030049	-1.6625200
Zinc	206.2	0.0105770	0.0063648	0.0243549	0.0478891	-2.4316200

Comments:

## U.S. EPA - CLP

11B

## ICP INTERELEMENT CORRECTION FACTORS (ANNUALLY)

Lab Name: Mitkem CorporationContract: 3563S-04Lab Code: MITKEM Case No.

SAS No.:

SDG No.: MD0618ICP ID Number: OPTIMA2Date: 03/30/2005

Analyte	Wave-length (nm)	Interelement Correction Factors for:				
		Cu	Mn	Ni	Tl	Ti
Aluminum	308.21	0.0000000	3.5113200	0.0000000	0.0000000	7.7972300
Antimony	206.83	0.0635122	0.0000000	-0.6345370	0.0000000	0.0000000
Arsenic	188.97	0.0950247	0.0943115	0.0353420	0.0000000	0.0000000
Barium	233.52	0.0000000	0.0000000	0.0363350	0.0000000	0.0000000
Beryllium	313.10	0.0000000	0.0000000	0.0000000	0.0000000	-1.3160900
Cadmium	226.50	0.0000000	0.0000000	-0.2330110	0.0000000	0.0000000
Calcium	227.54	15.2080000	4.8753100	26.9670000	0.0000000	9.7776700
Chromium	267.71	0.3955010	0.5395740	0.0680176	0.1064640	0.3212980
Cobalt	228.61	0.0000000	0.0000000	0.1294980	0.0000000	1.6297500
Copper	324.75		0.7489700	0.1716190	0.2134400	0.6450550
Iron	273.95	0.0000000	0.0000000	0.0000000	0.0000000	0.0000000
Lead	220.35	-0.0913612	0.0505016	-0.6345370	0.0000000	-0.5608130
Magnesium	279.07	0.0000000	-17.7574000	0.0000000	0.0000000	-7.9278400
Manganese	257.61	0.0000000		0.0224954	0.1603130	0.4882460
Nickel	231.60	0.0000000	0.0000000		0.9385730	1.7139400
Selenium	196.02	0.0619276	0.6810920	0.0000000	0.0000000	0.0000000
Silver	328.06	0.1111620	0.0927470	0.0262930	0.0894754	0.0000000
Sodium	330.24	-11.2798000	0.0000000	0.0000000	0.0000000	-588.4260000
Thallium	190.80	0.0000000	-1.3575900	-0.0201988		0.5053050
Vanadium	292.40	0.0000000	-0.0678184	0.0000000	0.0000000	0.2716680
Zinc	206.2	0.0000000	0.1280170	0.0329218	0.2110700	0.5658720

Comments:

## U.S. EPA - CLP

11B

## ICP INTERELEMENT CORRECTION FACTORS (ANNUALLY)

Lab Name: Mitkem CorporationContract: 3563S-04Lab Code: MITKEM Case No.

SAS No.:

SDG No.: MD0618ICP ID Number: OPTIMA2Date: 03/30/2005

Analyte	Wave-	Interelement Correction Factors for:			
	length (nm)	V			
Aluminum	308.21	14.9737000			
Antimony	206.83	-1.4152400			
Arsenic	188.97	0.0696804			
Barium	233.52	0.5825770			
Beryllium	313.10	0.0000000			
Cadmium	226.50	0.0000000			
Calcium	227.54	42.7958000			
Chromium	267.71	-0.1479760			
Cobalt	228.61	0.0000000			
Copper	324.75	-0.2133690			
Iron	273.95	58.8950000			
Lead	220.35	-0.0935740			
Magnesium	279.07	-1.7446300			
Manganese	257.61	-0.1035920			
Nickel	231.60	0.1378080			
Selenium	196.02	0.2808450			
Silver	328.06	-1.0256500			
Sodium	330.24	0.0000000			
Thallium	190.80	2.1012200			
Vanadium	292.40				
Zinc	206.2	0.0217066			

Comments:



## U.S. EPA - CLP

11A

## ICP INTERELEMENT CORRECTION FACTORS (ANNUALLY)

Lab Name: Mitkem CorporationContract: 3563S-04Lab Code: MITKEM

Case No.

SAS No.:

SDG No.: MD0618

ICP ID Number:

OPTIMA3

Date:

03/30/2005

Analyte	Wave-length (nm)	Interelement Correction Factors for:				
		Al	Ca	Fe	Mg	Cr
Aluminum	308.21		0.0000000	0.0000000	0.0000000	0.0000000
Antimony	206.83	0.0000000	0.0000000	-0.0517312	0.0000000	15.4803000
Arsenic	188.97	0.0045356	0.0024744	-0.0285871	0.0092064	0.1871210
Barium	233.52	0.0025226	0.0068006	0.0333679	0.0000000	0.0000000
Beryllium	313.10	0.0000000	0.0000000	0.0000000	0.0000000	0.0000000
Cadmium	226.50	0.0000000	0.0000000	0.0411486	0.0000000	0.0000000
Calcium	227.54	0.0000000		27.1137000	0.2574310	4.3574700
Chromium	267.71	0.0000000	0.0021322	-0.0049863	0.0000000	
Cobalt	228.61	0.0000000	0.0000000	0.0222111	0.0000000	-0.0728049
Copper	324.75	0.0134956	0.0000000	-0.2539560	-0.0033103	-0.0915122
Iron	273.95	0.0000000	0.0000000		0.0000000	0.0000000
Lead	220.35	-0.0876746	-0.0229064	0.0293723	0.0033855	-0.0939601
Magnesium	279.07	0.0000000	0.0000000	0.6940750		0.0000000
Manganese	257.61	0.0000000	0.0000000	0.0000000	0.0238222	-0.0405452
Nickel	231.60	0.0000000	0.0031128	0.0185769	0.0000000	0.0000000
Selenium	196.02	-0.0296877	-0.0209754	-0.1962320	-0.0169028	0.0432675
Silver	328.06	0.3670370	0.5515260	0.0549539	0.0058626	0.0000000
Sodium	330.24	0.0721289	1.6032800	-1.5017600	-0.0869609	10.6933000
Thallium	190.80	0.0000000	0.0099136	-0.0481012	-0.0155318	0.2873470
Vanadium	292.40	0.0000000	0.0000000	0.0000000	0.0000000	-2.5362100
Zinc	206.2	0.0055655	0.0000000	0.0134116	0.0450133	-3.7838400

Comments:

## U.S. EPA - CLP

11B  
ICP INTERELEMENT CORRECTION FACTORS (ANNUALLY)Lab Name: Mitkem CorporationContract: 3563S-04Lab Code: MITKEM

Case No.

SAS No.:

SDG No.: MD0618

ICP ID Number:

OPTIMA3

Date:

03/30/2005

Analyte	Wave-length (nm)	Interelement Correction Factors for:				
		Cu	Mn	Ni	Tl	Ti
Aluminum	308.21	0.0000000	0.0000000	0.0000000	0.0000000	0.0000000
Antimony	206.83	0.0782287	-0.1102270	-0.8122530	0.0000000	0.2031080
Arsenic	188.97	0.0000000	0.0000000	0.0186825	-0.0952024	0.0000000
Barium	233.52	0.0000000	0.0000000	0.0000000	0.0000000	0.0000000
Beryllium	313.10	0.0000000	0.0000000	0.0000000	0.0000000	-1.1853200
Cadmium	226.50	0.0000000	0.0000000	-0.2560290	0.0000000	0.0000000
Calcium	227.54	9.2404200	4.8478000	45.3181000	0.0000000	6.0943300
Chromium	267.71	0.0000000	0.2669770	0.0000000	0.0000000	0.1082320
Cobalt	228.61	0.0000000	0.0000000	0.0935109	0.0000000	2.1801300
Copper	324.75		0.0000000	0.0000000	0.0865919	0.1871190
Iron	273.95	0.0000000	0.0000000	0.0000000	0.0000000	0.0000000
Lead	220.35	0.2515750	0.1073900	0.0000000	0.0000000	-0.1902580
Magnesium	279.07	0.0000000	-3.4112600	0.0000000	0.0000000	0.0000000
Manganese	257.61	0.0000000		0.0000000	0.1517340	0.5352630
Nickel	231.60	0.0000000	0.0507419		0.2032970	0.0014408
Selenium	196.02	-0.0634704	0.8209090	0.0315190	-0.1350020	-0.1919800
Silver	328.06	0.0000000	0.0774532	-0.0602150	-0.0850740	0.3390440
Sodium	330.24	-4.8099800	0.0000000	2.6787200	-4.5025700	380.7280000
Thallium	190.80	0.0000000	-2.3409500	0.0450492		0.7407530
Vanadium	292.40	0.0000000	-0.0539501	0.0000000	0.0000000	0.6419912
Zinc	206.2	0.0000000	0.3582140	0.0000000	0.1493410	0.4049780

Comments:

## U.S. EPA - CLP

11B  
ICP INTERELEMENT CORRECTION FACTORS (ANNUALLY)Lab Name: Mitkem CorporationContract: 3563S-04Lab Code: MITKEM Case No.

SAS No.:

SDG No.: MD0618ICP ID Number: OPTIMA3Date: 03/30/2005

Analyte	Wave-length		Interelement Correction Factors for:			
	(nm)	V				
Aluminum	308.21	-24.1150000				
Antimony	206.83	-0.1104220				
Arsenic	188.97	0.1568980				
Barium	233.52	-0.6748410				
Beryllium	313.10	-0.0346689				
Cadmium	226.50	0.0000000				
Calcium	227.54	58.0892000				
Chromium	267.71	-0.3813230				
Cobalt	228.61	0.0000000				
Copper	324.75	-0.1314340				
Iron	273.95	30.6163000				
Lead	220.35	-0.0674069				
Magnesium	279.07	0.0000000				
Manganese	257.61	-0.0342472				
Nickel	231.60	0.0000000				
Selenium	196.02	-0.0783879				
Silver	328.06	-5.7249500				
Sodium	330.24	3.2989700				
Thallium	190.80	0.0000000				
Vanadium	292.40					
Zinc	206.2	0.0000000				

Comments:

U.S. EPA - CLP

12  
ICP LINEAR RANGES (QUARTERLY)

Lab Name: Milkem Corporation

Contract: 3563S-04

Lab Code: MITKEM Case No.

SAS No.:

SDG No.: MD0618

TCP ID Number: OPTIMA2

Date: 04/01/2005

Analyte	Integ.	Concentration	
	Time (Sec.)	(ug/L)	M
Aluminum	0.20	500000	P
Antimony	0.20	25000	P
Arsenic	0.20	25000	P
Barium	0.20	50000	P
Beryllium	0.20	1000	P
Cadmium	0.20	10000	P
Calcium	0.20	500000	P
Chromium	0.20	25000	P
Cobalt	0.20	50000	P
Copper	0.20	25000	P
Iron	0.20	300000	P
Lead	0.20	50000	P
Magnesium	0.20	500000	P
Manganese	0.20	25000	P
Nickel	0.20	50000	P
Selenium	0.20	25000	P
Silver	0.20	2500	P
Thallium	0.20	25000	P
Vanadium	0.20	50000	P
Zinc	0.20	25000	P

Comments:

U.S. EPA - CLP

12  
ICP LINEAR RANGES (QUARTERLY)

Lab Name: Mitkem Corporation

Contract: 3563S-04

Lab Code: MITKEM Case No.

SAS No.:

SDG No.: MD0618

ICP ID Number: OPTIMA3

Date: 04/01/2005

Analyte	Integ. Time (Sec.)	Concentration (ug/L)	M
Potassium	0.20	250000	P
Sodium	0.20	250000	P

Comments:

U.S. EPA - CLP

13  
PREPARATION LOG

Lab Name: Mitkem Corporation

Contract: 3563S-04

Lab Code: MITKEM Case No.

SAS No.:

SDG No.: MD0618

Method: P

EPA Sample No.	Preparation Date	Weight (gram)	Volume (mL)
LCSW	06/02/05		50
MW-01	06/02/05		50
MW-01D	06/02/05		50
MW-01S	06/02/05		50
MW-06	06/02/05		50
MW-07	06/02/05		50
PBW	06/02/05		50
RIN-3	06/02/05		50

U.S. EPA - CLP

13  
PREPARATION LOG

Lab Name: Mitkem Corporation

Contract: 3563S-04

Lab Code: MITKEM Case No.

SAS No.:

SDG No.: MD0618

Method: CV

EPA Sample No.	Preparation Date	Weight (gram)	Volume (mL)
MW-01	06/02/05		132
MW-01D	06/02/05		132
MW-01S	06/02/05		132
MW-06	06/02/05		130
MW-07	06/02/05		134
PBW	06/02/05		100
RIN-3	06/02/05		132

U.S. EPA - CLP

13  
PREPARATION LOG

Lab Name: Mitkem Corporation

Contract: 3563S-04

Lab Code: MITKEM Case No.

SAS No.:

SDG No.: MD0618

Method: CA

EPA Sample No.	Preparation Date	Weight (gram)	Volume (mL)
MW-01	06/06/05		50
MW-01D	06/06/05		50
MW-01S	06/06/05		50
MW-06	06/06/05		50
MW-07	06/06/05		50
PEW	06/06/05		50
RIN-3	06/06/05		50



U.S. EPA - CLP

14  
ANALYSIS RUN LOG

Lab Name: Mitkem Corporation

Contract: 3563S-04

Lab Code: MITKEM Case No.

SAS No.:

SDG No.: MD0618

Instrument ID Number: FIMS1

Method: CV

Start Date: 06/03/2005

End Date: 06/03/2005

EPA Sample No.	D/F	Time	% R	Analytes																							
				A	S	A	B	B	C	C	C	C	F	P	M	M	H	N	K	S	A	N	T	V	Z	C	
				L	B	S	A	E	D	A	O	R	U	E	B	G	N	G	I		E	G	A	L		N	N
S0	1.00	0941														X											
S0.2	1.00	0942														X											
S1.0	1.00	0943														X											
S2.0	1.00	0945														X											
S5.0	1.00	0946														X											
S10.0	1.00	0947														X											
ICV	1.00	0949														X											
ICB	1.00	0950														X											
CRA	1.00	0951														X											
CCV	1.00	0953														X											
CCB	1.00	0954														X											
PBW	1.00	0955														X											
ZZZZZZ	1.00	0957														X											
MW-01	1.00	0958														X											
MW-01D	1.00	0959														X											
MW-01S	1.00	1001														X											
CCV	1.00	1002														X											
CCB	1.00	1003														X											
MW-06	1.00	1005														X											
MW-07	1.00	1006														X											
RIN-3	1.00	1007														X											
ZZZZZZ	1.00	1009																									
ZZZZZZ	10.00	1010																									
ZZZZZZ	1.00	1011																									
ZZZZZZ	1.00	1013																									
ZZZZZZ	1.00	1014																									
CCV	1.00	1015														X											
CCB	1.00	1017														X											

## U.S. EPA - CLP

14  
ANALYSIS RUN LOG

Lab Name: Mitkem CorporationContract: 3563S-04Lab Code: MITKEM Case No.

SAS No.:

SDG No.: MD0618Instrument ID Number: LACHAT1Method: CAStart Date: 06/07/2005End Date: 06/07/2005

EPA Sample No.	D/F	Time	% R	Analytes																							
				A L	S B	A S	B A	B E	C D	C A	C O	C R	C U	F E	P B	M G	M N	H G	N I	K	S E	A G	N A	T L	V	Z N	C N
S0	1.00	1237																								X	
S0.01	1.00	1240																								X	
S0.025	1.00	1242																								X	
S0.05	1.00	1245																								X	
S0.10	1.00	1247																								X	
S0.20	1.00	1250																								X	
S0.40	1.00	1252																								X	
ICV	1.00	1256																								X	
ICB	1.00	1258																								X	
CRA	1.00	1301																								X	
CCV	1.00	1303																								X	
CCB	1.00	1306																								X	
777777	1.00	1309																									
ZZZZZZ	1.00	1311																									
PBW	1.00	1314																								X	
CCV	1.00	1316																								X	
CCB	1.00	1319																								X	
ZZZZZZ	1.00	1321																									
ZZZZZZ	1.00	1324																									
ZZZZZZ	1.00	1326																									
ZZZZZZ	1.00	1329																									
777777	1.00	1331																									
ZZZZZZ	1.00	1334																									
ZZZZZZ	1.00	1336																									
ZZZZ777	1.00	1339																									
CCV	1.00	1341																								X	
CCB	1.00	1344																								X	
ZZ77777	1.00	1346																									
MW-01	1.00	1349																								X	
MW-01D	1.00	1351																								X	
MW-01S	1.00	1354																								X	
MW-06	1.00	1357																								X	
MW-07	1.00	1359																								X	
RIN-3	1.00	1402																								X	
CCV	1.00	1404																								X	

FORM XIV - IN

ILM04.1

U.S. EPA - CLP

14  
ANALYSIS RUN LOG

Lab Name: Mitkem Corporation

Contract: 3563S-04

Lab Code: MITKEM Case No.

SAS No.:

SDG No.: MD0618

Instrument ID Number: LACHAT1

Method: CA

Start Date: 06/07/2005

End Date: 06/07/2005

EPA Sample No.	D/F	Time	% R	Analytes																									
				A	S	A	B	B	C	C	C	C	C	F	P	M	M	H	N	K	S	A	N	T	V	Z	C		
				L	B	S	A	E	D	A	O	R	U	E	B	G	N	G	I		E	G	A	L		N	N		
CCB	1.00	1407																											X

## U.S. EPA - CLP

14  
ANALYSIS RUN LOGLab Name: Mitkem CorporationContract: 3563S-04Lab Code: MITKEM Case No.

SAS No.:

SDG No.: MD0618Instrument ID Number: OPTIMA2Method: PStart Date: 06/03/2005End Date: 06/03/2005

EPA				Analytes																								
Sample No.	D/F	Time	% R	A L	S B	A S	B A	B F	C D	C A	C O	C R	C U	F E	P B	M G	M N	H G	N I	K	S E	A G	N A	T L	V	Z	C N	
SO	1.00	1043		X	X	X	X	X	X	X	X	X	X	X	X	X	X		X		X	X		X	X	X		
SI	1.00	1052		X	X	X	X	X	X	X	X	X	X	X	X	X	X		X		X	X		X	X	X		
ICV	1.00	1056		X	X	X	X	X	X	X	X	X	X	X	X	X	X		X		X	X		X	X	X		
ICB	1.00	1103		X	X	X	X	X	X	X	X	X	X	X	X	X	X		X		X	X		X	X	X		
CRI	1.00	1107			X	X		X	X		X	X	X		X		X		X		X	X		X	X	X		
ICSA	1.00	1111		X	X	X	X	X	X	X	X	X	X	X	X	X	X		X		X	X		X	X	X		
TCSAB	1.00	1116		X	X	X	X	X	X	X	X	X	X	X	X	X	X		X		X	X		X	X	X		
CCV	1.00	1120		X	X	X	X	X	X	X	X	X	X	X	X	X	X		X		X	X		X	X	X		
CCB	1.00	1124		X	X	X	X	X	X	X	X	X	X	X	X	X	X		X		X	X		X	X	X		
PRW	1.00	1128		X	X	X	X	X	X	X	X	X	X	X	X	X	X		X		X	X		X	X	X		
LCSW	1.00	1133		X	X	X	X	X	X	X	X	X	X	X	X	X	X		X		X	X		X	X	X		
ZZZZZZ	1.00	1137																										
ZZZZZZ	5.00	1141																										
MW-01	1.00	1145		X	X	X	X	X	X	X	X	X	X	X	X	X	X		X		X	X		X	X	X		
MW-01D	1.00	1149		X	X	X	X	X	X	X	X	X	X	X	X	X	X		X		X	X		X	X	X		
MW-01S	1.00	1153		X	X	X	X	X	X	X	X	X	X	X	X	X	X		X		X	X		X	X	X		
MW-01L	5.00	1157		X	X	X	X	X	X	X	X	X	X	X	X	X	X		X		X	X		X	X	X		
ZZZZZZ	1.00	1201																										
MW-06	1.00	1206		X	X	X	X	X	X	X	X	X	X	X	X	X	X		X		X	X		X	X	X		
CCV	1.00	1210		X	X	X	X	X	X	X	X	X	X	X	X	X	X		X		X	X		X	X	X		
CCB	1.00	1214		X	X	X	X	X	X	X	X	X	X	X	X	X	X		X		X	X		X	X	X		
MW-07	1.00	1218		X	X	X	X	X	X	X	X	X	X	X	X	X	X		X		X	X		X	X	X		
RIN-3	1.00	1222		X	X	X	X	X	X	X	X	X	X	X	X	X	X		X		X	X		X	X	X		
ZZZZZZ	1.00	1226																										
ZZZZZZ	1.00	1230																										
ZZZZZZ	1.00	1235																										
ZZZZZZ	1.00	1239																										
ZZZZZZ	1.00	1243																										
CRI	1.00	1247			X	X		X	X		X	X	X		X		X		X		X	X		X	X	X		
ICSA	1.00	1251		X	X	X	X	X	X	X	X	X	X	X	X	X	X		X		X	X		X	X	X		
ICSA	1.00	1256		X	X	X	X	X	X	X	X	X	X	X	X	X	X		X		X	X		X	X	X		
CCV	1.00	1300		X	X	X	X	X	X	X	X	X	X	X	X	X	X		X		X	X		X	X	X		
CCB	1.00	1304		X	X	X	X	X	X	X	X	X	X	X	X	X	X		X		X	X		X	X	X		
ZZZZZZ	5.00	1308																										
ZZZZZZ	1.00	1312																										

FORM XIV - 1N

ILM04.1

## U.S. EPA - CLP

14  
ANALYSIS RUN LOGLab Name: Mitkem CorporationContract: 3563S-04Lab Code: MITKEM Case No.

SAS No.:

SDG No.: MD0618Instrument ID Number: OPTIMA2Method: PStart Date: 06/03/2005End Date: 06/03/2005

EPA Sample No.	D/F	Time	% R	Analytes																	
				A	S	A	B	B	C	C	C	C	F	P	M	M	H	N	K	S	A
				L	B	S	A	E	D	A	O	R	U	E	B	G	N	G	I	E	G
ZZZZZZ	1.00	1316																			
ZZZZZZ	1.00	1320																			
ZZZZZZ	1.00	1325																			
ZZZZZZ	1.00	1329																			
ZZZZZZ	1.00	1333																			
ZZZZZZ	1.00	1337																			
ZZZZZZ	5.00	1341																			
CCV	1.00	1345		X	X	X	X	X	X	X	X	X	X	X	X	X	X	X	X	X	X
CCB	1.00	1349		X	X	X	X	X	X	X	X	X	X	X	X	X	X	X	X	X	X
ZZZZZZ	1.00	1353																			
ZZZZZZ	1.00	1358																			
ZZZZZZ	1.00	1402																			
ZZZZZZ	1.00	1406																			
ZZZZZZ	1.00	1410																			
CRI	1.00	1414			X	X		X	X		X	X	X		X		X		X	X	X
ICSA	1.00	1418		X	X	X	X	X	X	X	X	X	X	X	X	X	X	X	X	X	X
ICSAE	1.00	1423		X	X	X	X	X	X	X	X	X	X	X	X	X	X	X	X	X	X
ZZZZZZ	1.00	1427																			
ZZZZZZ	1.00	1431																			
CCV	1.00	1455		X	X	X	X	X	X	X	X	X	X	X	X	X	X	X	X	X	X
CCB	1.00	1459		X	X	X	X	X	X	X	X	X	X	X	X	X	X	X	X	X	X
MW-01A	1.00	1505			X														X		
ZZZZZZ	1.00	1514																			
ZZZZZZ	1.00	1518																			
ZZZZZZ	1.00	1523																			
CRI	1.00	1527			X	X		X	X		X	X	X		X		X		X	X	X
ICSA	1.00	1531		X	X	X	X	X	X	X	X	X	X	X	X	X	X	X	X	X	X
ICSAE	1.00	1535		X	X	X	X	X	X	X	X	X	X	X	X	X	X	X	X	X	X
CCV	1.00	1540		X	X	X	X	X	X	X	X	X	X	X	X	X	X	X	X	X	X
CCB	1.00	1544		X	X	X	X	X	X	X	X	X	X	X	X	X	X	X	X	X	X

## U.S. EPA - CLP

14  
ANALYSIS RUN LOGLab Name: Mitkem CorporationContract: 3563S-04Lab Code: MITKEM Case No.

SAS No.:

SDG No.: MD0618Instrument ID Number: OPTIMA3Method: PStart Date: 06/03/2005End Date: 06/03/2005

EPA				Analytes																								
Sample No.	D/F	Time	% R	A L	S B	A S	B A	B E	C D	C A	C O	C R	C U	F E	P B	M G	M N	H G	N I	K E	S A	A G	N A	T L	V L	Z N	C N	
80	1.00	1015																					X					
81	1.00	1017																				X						
ICV	1.00	1020																				X						
ICB	1.00	1022																				X						
TCSA	1.00	1025																				X						
ICSAB	1.00	1027																				X						
CCV	1.00	1029																				X						
CCB	1.00	1032																				X						
PBW	1.00	1034																				X						
LCSW	1.00	1036																				X						
ZZZZZZ	1.00	1039																										
ZZZZZZ	5.00	1041																										
MW-01	1.00	1043																				X						
MW-01D	1.00	1046																				X						
MW-01L	5.00	1048																				X						
MW-06	1.00	1050																				X						
MW-07	1.00	1053																				X						
RIN-3	1.00	1055																				X						
CCV	1.00	1058																				X						
CCB	1.00	1100																				X						
ZZZZZZ	1.00	1102																										
ZZZZZZ	1.00	1105																										
ZZZZZZ	1.00	1107																										
ZZZZZZ	1.00	1109																										
ZZZZZZ	5.00	1112																										
XXXXXX	1.00	1114																										
ZZZZZZ	1.00	1116																										
ZZZZZZ	1.00	1119																										
TCSA	1.00	1121																				X						
ICSAB	1.00	1123																				X						
CCV	1.00	1126																				X						
CCB	1.00	1128																				X						

## U.S. EPA - CLP

14  
ANALYSIS RUN LOG

Lab Name: Mitkem CorporationContract: 3563S-04Lab Code: MITKEM Case No.

SAS No.:

SDG No.: MD0618Instrument ID Number: OPTIMA3Method: PStart Date: 06/03/2005End Date: 06/03/2005

EPA Sample No.	D/F	Time	% R	Analytes																							
				A L	S B	A S	B A	B E	C D	C A	C O	C R	C U	F E	P B	M G	M N	H G	N I	K	S E	A G	N A	T L	V	Z N	C N
S0	1.00	1155																X									
S1	1.00	1158																X									
ICV	1.00	1200																X									
ICB	1.00	1202																X									
ICSA	1.00	1205																X									
ICSAB	1.00	1207																X									
CCV	1.00	1209																X									
CCB	1.00	1212																X									
PBW	1.00	1214																X									
LCSW	1.00	1216																X									
ZZZZZZ	1.00	1219																									
ZZZZZZ	5.00	1221																									
MW-01	1.00	1223																X									
MW-01D	1.00	1226																X									
MW-01L	5.00	1228																X									
MW-06	1.00	1230																X									
MW-07	1.00	1233																X									
RIN-3	1.00	1235																X									
CCV	1.00	1238																X									
CCB	1.00	1240																X									
ZZZZZZ	1.00	1242																									
ZZZZZZ	1.00	1245																									
ZZZZZZ	1.00	1247																									
ZZZZZZ	1.00	1249																									
ZZZZZZ	5.00	1252																									
ZZZZZZ	1.00	1254																									
ZZZZZZ	1.00	1256																									
ZZZZZZ	1.00	1259																									
ICSA	1.00	1301																X									
ICSAB	1.00	1303																X									
CCV	1.00	1306																X									
CCB	1.00	1308																X									

## Instrument Raw Data



ICP



Mercury



Cyanide



## Reprocessing Begun

Logged In Analyst: optima2

Technique: ICP Continuous

Results Data Set (original): A05060301

Results Library (original): D:\pe\administrator\Results\Results.mdb

Results Data Set (reprocessed): A05060301A

Results Library (reprocessed): D:\pe\administrator\Results\Results.mdb

Sequence No.: 1

Sample ID: S0

Analyst:

Sample Wt:

Dilution:

Autosampler Location: 1

Date Collected: 6/3/05 10:43:34 AM

Sample Prep Volume:

Data Type: Reprocessed on 6/6/05 9:52:11 AM,

## Mean Data: S0

Analyte	Mean Corrected		Std.Dev.	RSD	Calib	
	Intensity				Conc.	Units
Ag 328.068	-1160.8		31.78	2.74%	[0.00]	mg/L
Al 308.215	17339.4		156.95	0.91%	[0.00]	mg/L
As 188.979	15.1		2.03	13.44%	[0.00]	mg/L
Ba 233.527	550.6		3.80	0.69%	[0.00]	mg/L
Be 313.107	-2216.2		81.02	3.66%	[0.00]	mg/L
Co 228.616	-185.4		2.05	1.10%	[0.00]	mg/L
Cr 267.716	1370.2		12.44	0.91%	[0.00]	mg/L
Cu 324.752	5063.8		1.51	0.03%	[0.00]	mg/L
Fe 273.955	-2476.7		2.22	0.09%	[0.00]	mg/L
Mg 279.077	-9756.3		57.67	0.59%	[0.00]	mg/L
Mn 257.610	-2674.0		4.78	0.18%	[0.00]	mg/L
Ni 231.604	-142.0		3.49	2.46%	[0.00]	mg/L
Pb 220.353	-397.9		2.36	0.59%	[0.00]	mg/L
Sb 206.836	194.3		1.70	0.87%	[0.00]	mg/L
Se 196.026	39.9		5.73	14.34%	[0.00]	mg/L
Tl 190.801	21.5		3.50	16.24%	[0.00]	mg/L
V 292.402	-462.9		116.45	25.16%	[0.00]	mg/L
Zn 206.200	115.2		3.71	3.22%	[0.00]	mg/L
Na 330.237	468.0		168.30	35.97%	[0.00]	mg/L
Cd 226.502	-592.9		2.40	0.40%	[0.00]	mg/L
Ti 334.940	530.0		13.99	2.64%	[0.00]	mg/L
Ca 227.546	148.5		12.94	8.71%	[0.00]	mg/L

Sequence No.: 2

Sample ID: S1

Analyst:

Sample Wt:

Dilution:

Autosampler Location: 2

Date Collected: 6/3/05 10:52:24 AM

Sample Prep Volume:

Data Type: Reprocessed on 6/6/05 9:52:11 AM,

## Mean Data: S1

Analyte	Mean Corrected		Std.Dev.	RSD	Calib	
	Intensity				Conc.	Units
Ag 328.068	1000364.4		3559.53	0.36%	[2.5]	mg/L
Al 308.215	737208.6		1175.51	0.16%	[20]	mg/L
As 188.979	1877.8		5.99	0.32%	[1]	mg/L
Ba 233.527	1769312.6		6028.35	0.34%	[20]	mg/L
Be 313.107	3259728.9		19345.81	0.59%	[0.5]	mg/L
Co 228.616	247426.0		556.22	0.22%	[5]	mg/L
Cr 267.716	471969.5		1071.04	0.23%	[2]	mg/L
Cu 324.752	1058689.2		5597.53	0.53%	[2.5]	mg/L
Fe 273.955	243955.9		137.48	0.06%	[10]	mg/L
Mg 279.077	1003301.2		1503.78	0.15%	[50]	mg/L
Mn 257.610	598882.8		519.09	0.09%	[5]	mg/L
Ni 231.604	391461.9		2164.91	0.55%	[5]	mg/L
Pb 220.353	12064.8		4.53	0.04%	[1]	mg/L
Sb 206.836	3736.9		245.00	6.56%	[1]	mg/L
Se 196.026	2504.5		3.81	0.15%	[1]	mg/L
Tl 190.801	2194.7		3.51	0.16%	[1]	mg/L

V 292.402	1279731.0	5092.10	0.40%	[5] mg/L
Zn 206.200	492646.2	2101.44	0.43%	[5] mg/L
Na 330.237	86464.8	291.34	0.34%	[50] mg/L
Cd 226.502	119933.9	270.28	0.23%	[0.5] mg/L
Ti 334.940	780666.3	3836.32	0.49%	[1] mg/L
Ca 227.546	27330.3	49.14	0.18%	[50] mg/L

## Calibration Summary

Analyte	Stds.	Equation	Intercept	Slope	Curvature	Corr. Coef.	Reslope
Ag 328.068	1	Lin Thru 0	0.0	400100	0.00000	1.000000	
Al 308.215	1	Lin Thru 0	0.0	36860	0.00000	1.000000	
As 188.979	1	Lin Thru 0	0.0	1878	0.00000	1.000000	
Ba 233.527	1	Lin Thru 0	0.0	88470	0.00000	1.000000	
Be 313.107	1	Lin Thru 0	0.0	6519000	0.00000	1.000000	
Co 228.616	1	Lin Thru 0	0.0	49490	0.00000	1.000000	
Cr 267.716	1	Lin Thru 0	0.0	236000	0.00000	1.000000	
Cu 324.752	1	Lin Thru 0	0.0	423500	0.00000	1.000000	
Fe 273.955	1	Lin Thru 0	0.0	24400	0.00000	1.000000	
Mg 279.077	1	Lin Thru 0	0.0	20070	0.00000	1.000000	
Mn 257.610	1	Lin Thru 0	0.0	119800	0.00000	1.000000	
Ni 231.604	1	Lin Thru 0	0.0	78290	0.00000	1.000000	
Pb 220.353	1	Lin Thru 0	0.0	12060	0.00000	1.000000	
Sb 206.836	1	Lin Thru 0	0.0	3737	0.00000	1.000000	
Se 196.026	1	Lin Thru 0	0.0	2505	0.00000	1.000000	
Tl 190.801	1	Lin Thru 0	0.0	2195	0.00000	1.000000	
V 292.402	1	Lin Thru 0	0.0	255900	0.00000	1.000000	
Zn 206.200	1	Lin Thru 0	0.0	98530	0.00000	1.000000	
Na 330.237	1	Lin Thru 0	0.0	1729	0.00000	1.000000	
Cd 226.502	1	Lin Thru 0	0.0	239900	0.00000	1.000000	
Ti 334.940	1	Lin Thru 0	0.0	780700	0.00000	1.000000	
Ca 227.546	1	Lin Thru 0	0.0	546.6	0.00000	1.000000	

Sequence No.: 3

Sample ID: ICV

Analyst:

Sample Wt:

Dilution:

Autosampler Location: 9

Date Collected: 6/3/05 10:56:39 AM

Sample Prep Volume:

Data Type: Reprocessed on 6/6/05 9:52:12 AM,

## Mean Data: ICV

Analyte	Mean Corrected Intensity	Conc. Units	Calib	Std.Dev.	Sample Conc. Units	Std.Dev.	RSD
Ag 328.068	701952.9	1.7560 mg/L		0.01702	1.7560 mg/L	0.01702	0.97%
Al 308.215	563895.3	15.226 mg/L		0.0885	15.226 mg/L	0.0885	0.58%
As 188.979	1437.1	0.7716 mg/L		0.00082	0.7716 mg/L	0.00082	0.11%
Ba 233.527	1400167.6	15.823 mg/L		0.1118	15.823 mg/L	0.1118	0.71%
Be 313.107	2544143.3	0.3902 mg/L		0.00317	0.3902 mg/L	0.00317	0.81%
Co 228.616	191768.9	3.8747 mg/L		0.00571	3.8747 mg/L	0.00571	0.15%
Cr 267.716	365904.2	1.5479 mg/L		0.00946	1.5479 mg/L	0.00946	0.61%
Cu 324.752	820850.8	1.9357 mg/L		0.01528	1.9357 mg/L	0.01528	0.79%
Fe 273.955	191484.7	7.6200 mg/L		0.03674	7.6200 mg/L	0.03674	0.48%
Mg 279.077	776865.6	38.794 mg/L		0.1267	38.794 mg/L	0.1267	0.33%
Mn 257.610	466540.4	3.9012 mg/L		0.00799	3.9012 mg/L	0.00799	0.20%
Ni 231.604	302409.1	3.8609 mg/L		0.00577	3.8609 mg/L	0.00577	0.15%
Pb 220.353	9161.0	0.7667 mg/L		0.00014	0.7667 mg/L	0.00014	0.02%
Sb 206.836	2961.5	0.7851 mg/L		0.00285	0.7851 mg/L	0.00285	0.36%
Se 196.026	1898.2	0.7574 mg/L		0.00008	0.7574 mg/L	0.00008	0.01%
Tl 190.801	1685.2	0.7639 mg/L		0.00016	0.7639 mg/L	0.00016	0.02%
V 292.402	995754.3	3.8935 mg/L		0.03598	3.8935 mg/L	0.03598	0.92%
Zn 206.200	384494.5	3.9040 mg/L		0.02808	3.9040 mg/L	0.02808	0.72%
Na 330.237	66459.8	38.438 mg/L		0.2271	38.438 mg/L	0.2271	0.59%
Cd 226.502	91635.9	0.3824 mg/L		0.00201	0.3824 mg/L	0.00201	0.53%
Ti 334.940	-38.2	0.0012 mg/L		0.00012	0.0012 mg/L	0.00012	10.30%
Ca 227.546	21381.0	38.695 mg/L		0.0414	38.695 mg/L	0.0414	0.11%

Sequence No.: 4

Sample ID: ICB

Autosampler Location: 4

Date Collected: 6/3/05 11:03:35 AM

Analyst:  
Sample Wt:  
Dilution:

Sample Prep Volume:  
Data Type: Reprocessed on 6/6/05 9:52:13 AM,

## Mean Data: ICB

Analyte	Mean Corrected Intensity	Conc.	Calib Units	Std.Dev.	Sample Conc.	Units	Std.Dev.	RSD
Ag 328.068	3310.1	0.0083	mg/L	0.00127	0.0083	mg/L	0.00127	15.37%
Al 308.215	352.8	0.0096	mg/L	0.00027	0.0096	mg/L	0.00027	2.84%
As 188.979	-1.9	-0.0010	mg/L	0.00205	-0.0010	mg/L	0.00205	203.27%
Ba 233.527	333.1	0.0038	mg/L	0.00192	0.0038	mg/L	0.00192	51.04%
Be 313.107	784.9	0.0001	mg/L	0.00005	0.0001	mg/L	0.00005	43.61%
Co 228.616	72.2	0.0015	mg/L	0.00037	0.0015	mg/L	0.00037	25.26%
Cr 267.716	111.9	0.0005	mg/L	0.00012	0.0005	mg/L	0.00012	25.08%
Cu 324.752	1769.5	0.0042	mg/L	0.00028	0.0042	mg/L	0.00028	6.77%
Fe 273.955	100.0	0.0040	mg/L	0.00046	0.0040	mg/L	0.00046	11.49%
Mg 279.077	409.1	0.0204	mg/L	0.01101	0.0204	mg/L	0.01101	53.95%
Mn 257.610	145.9	0.0012	mg/L	0.00048	0.0012	mg/L	0.00048	39.24%
Ni 231.604	117.4	0.0015	mg/L	0.00049	0.0015	mg/L	0.00049	32.75%
Pb 220.353	4.4	0.0004	mg/L	0.00063	0.0004	mg/L	0.00063	169.41%
Sb 206.836	14.2	0.0038	mg/L	0.00099	0.0038	mg/L	0.00099	26.12%
Se 196.026	2.8	0.0011	mg/L	0.00038	0.0011	mg/L	0.00038	34.30%
Tl 190.801	1.2	0.0005	mg/L	0.00041	0.0005	mg/L	0.00041	78.50%
V 292.402	276.6	0.0011	mg/L	0.00036	0.0011	mg/L	0.00036	33.45%
Zn 206.200	878.4	0.0089	mg/L	0.00136	0.0089	mg/L	0.00136	15.31%
Na 330.237	87.8	0.0508	mg/L	0.05425	0.0508	mg/L	0.05425	106.83%
Cd 226.502	20.1	0.0001	mg/L	0.00008	0.0001	mg/L	0.00008	92.61%
Ti 334.940	-13.4	0.0000	mg/L	0.00002	0.0000	mg/L	0.00002	134.86%
Ca 227.546	14.7	0.0267	mg/L	0.00512	0.0267	mg/L	0.00512	19.15%

## Sequence No.: 5

Sample ID: CRI

Analyst:

Sample Wt:

Dilution:

Autosampler Location: 7

Date Collected: 6/3/05 11:07:42 AM

Sample Prep Volume:

Data Type: Reprocessed on 6/6/05 9:52:14 AM,

## Mean Data: CRI

Analyte	Mean Corrected Intensity	Conc.	Calib Units	Std.Dev.	Sample Conc.	Units	Std.Dev.	RSD
Ag 328.068	10239.4	0.0257	mg/L	0.00016	0.0257	mg/L	0.00016	0.63%
Al 308.215	192.5	0.0036	mg/L	0.00073	0.0036	mg/L	0.00073	20.66%
As 188.979	36.8	0.0197	mg/L	0.00096	0.0197	mg/L	0.00096	4.88%
Ba 233.527	303.7	0.0034	mg/L	0.00083	0.0034	mg/L	0.00083	24.58%
Be 313.107	66368.5	0.0102	mg/L	0.00010	0.0102	mg/L	0.00010	1.01%
Co 228.616	5339.9	0.1079	mg/L	0.00013	0.1079	mg/L	0.00013	0.12%
Cr 267.716	4896.3	0.0207	mg/L	0.00039	0.0207	mg/L	0.00039	1.90%
Cu 324.752	23427.9	0.0553	mg/L	0.00024	0.0553	mg/L	0.00024	0.44%
Fe 273.955	273.9	0.0051	mg/L	0.00127	0.0051	mg/L	0.00127	24.73%
Mg 279.077	253.8	0.0134	mg/L	0.00381	0.0134	mg/L	0.00381	28.41%
Mn 257.610	3924.1	0.0328	mg/L	0.00023	0.0328	mg/L	0.00023	0.70%
Ni 231.604	6877.4	0.0878	mg/L	0.00041	0.0878	mg/L	0.00041	0.47%
Pb 220.353	89.5	0.0075	mg/L	0.00031	0.0075	mg/L	0.00031	4.19%
Sb 206.836	497.0	0.1330	mg/L	0.00065	0.1330	mg/L	0.00065	0.49%
Se 196.026	28.5	0.0113	mg/L	0.00072	0.0113	mg/L	0.00072	6.34%
Tl 190.801	47.2	0.0213	mg/L	0.00093	0.0213	mg/L	0.00093	4.37%
V 292.402	26543.3	0.1037	mg/L	0.00099	0.1037	mg/L	0.00099	0.95%
Zn 206.200	5120.2	0.0520	mg/L	0.00085	0.0520	mg/L	0.00085	1.63%
Na 330.237	168.4	0.0980	mg/L	0.06575	0.0980	mg/L	0.06575	67.07%
Cd 226.502	2529.6	0.0106	mg/L	0.00005	0.0106	mg/L	0.00005	0.48%
Ti 334.940	81.7	0.0001	mg/L	0.00002	0.0001	mg/L	0.00002	20.33%
Ca 227.546	31.2	0.0491	mg/L	0.00633	0.0491	mg/L	0.00633	12.90%

## Sequence No.: 6

Sample ID: ICSEA

Analyst:

Sample Wt:

Dilution:

Autosampler Location: 5

Date Collected: 6/3/05 11:11:51 AM

Sample Prep Volume:

Data Type: Reprocessed on 6/6/05 9:52:14 AM,

## Mean Data: ICSA

Analyte	Mean Corrected Intensity	Conc.	Calib Units	Std.Dev.	Conc.	Sample Units	Std.Dev.	RSD
Ag 328.068	-4644.3	0.0026	mg/L	0.00069	0.0026	mg/L	0.00069	26.82%
Al 308.215	17111072.4	464.21	mg/L	0.532	464.21	mg/L	0.532	0.11%
As 188.979	52.6	-0.0029	mg/L	0.00272	-0.0029	mg/L	0.00272	93.35%
Ba 233.527	2518.5	-0.0028	mg/L	0.00005	-0.0028	mg/L	0.00005	1.80%
Be 313.107	-164.2	-0.0001	mg/L	0.00000	-0.0001	mg/L	0.00000	3.72%
Co 228.616	142.2	-0.0012	mg/L	0.00003	-0.0012	mg/L	0.00003	2.06%
Cr 267.716	219.1	0.0010	mg/L	0.00004	0.0010	mg/L	0.00004	4.46%
Cu 324.752	-5980.9	-0.0026	mg/L	0.00022	-0.0026	mg/L	0.00022	8.38%
Fe 273.955	4012976.3	164.50	mg/L	0.054	164.50	mg/L	0.054	0.03%
Mg 279.077	8933025.5	445.23	mg/L	0.275	445.23	mg/L	0.275	0.06%
Mn 257.610	-13933.6	0.0035	mg/L	0.00096	0.0035	mg/L	0.00096	27.13%
Ni 231.604	306.8	-0.0041	mg/L	0.00004	-0.0041	mg/L	0.00004	1.03%
Pb 220.353	-1395.7	0.0003	mg/L	0.00007	0.0003	mg/L	0.00007	22.50%
Sb 206.836	416.7	0.0085	mg/L	0.00078	0.0085	mg/L	0.00078	9.21%
Se 196.026	-159.2	0.0004	mg/L	0.00197	0.0004	mg/L	0.00197	550.41%
Tl 190.801	66.4	0.0005	mg/L	0.00080	0.0005	mg/L	0.00080	176.58%
V 292.402	-954.7	-0.0006	mg/L	0.00033	-0.0006	mg/L	0.00033	53.89%
Zn 206.200	1890.3	0.0108	mg/L	0.00024	0.0108	mg/L	0.00024	2.20%
Na 330.237	-494.1	-0.4698	mg/L	0.10291	-0.4698	mg/L	0.10291	21.90%
Cd 226.502	3343.4	0.0037	mg/L	0.00011	0.0037	mg/L	0.00011	3.08%
Ti 334.940	-16835.2	-0.0041	mg/L	0.00009	-0.0041	mg/L	0.00009	2.10%
Ca 227.546	262003.7	477.45	mg/L	3.346	477.45	mg/L	3.346	0.70%

Sequence No.: 7

Sample ID: ICSAB

Analyst:

Sample Wt:

Dilution:

Autosampler Location: 6

Date Collected: 6/3/05 11:16:06 AM

Sample Prep Volume:

Data Type: Reprocessed on 6/6/05 9:52:15 AM,

## Mean Data: ICSAB

Analyte	Mean Corrected Intensity	Conc.	Calib Units	Std.Dev.	Conc.	Sample Units	Std.Dev.	RSD
Ag 328.068	69554.0	0.1892	mg/L	0.00120	0.1892	mg/L	0.00120	0.64%
Al 308.215	17527806.4	475.51	mg/L	3.618	475.51	mg/L	3.618	0.76%
As 188.979	222.8	0.0890	mg/L	0.00020	0.0890	mg/L	0.00020	0.22%
Ba 233.527	45591.0	0.4833	mg/L	0.00143	0.4833	mg/L	0.00143	0.30%
Be 313.107	3037981.3	0.4660	mg/L	0.00323	0.4660	mg/L	0.00323	0.69%
Co 228.616	21833.6	0.4370	mg/L	0.00217	0.4370	mg/L	0.00217	0.50%
Cr 267.716	107539.0	0.4553	mg/L	0.00119	0.4553	mg/L	0.00119	0.26%
Cu 324.752	195772.5	0.4735	mg/L	0.00674	0.4735	mg/L	0.00674	1.42%
Fe 273.955	4070518.2	166.83	mg/L	0.715	166.83	mg/L	0.715	0.43%
Mg 279.077	9195706.7	458.33	mg/L	2.769	458.33	mg/L	2.769	0.60%
Mn 257.610	41733.2	0.4706	mg/L	0.00090	0.4706	mg/L	0.00090	0.19%
Ni 231.604	67550.2	0.8545	mg/L	0.00068	0.8545	mg/L	0.00068	0.08%
Pb 220.353	-905.3	0.0442	mg/L	0.00090	0.0442	mg/L	0.00090	2.03%
Sb 206.836	2653.4	0.6027	mg/L	0.00308	0.6027	mg/L	0.00308	0.51%
Se 196.026	-51.7	0.0439	mg/L	0.00314	0.0439	mg/L	0.00314	7.16%
Tl 190.801	253.9	0.0847	mg/L	0.00057	0.0847	mg/L	0.00057	0.67%
V 292.402	118499.0	0.4670	mg/L	0.00124	0.4670	mg/L	0.00124	0.27%
Zn 206.200	85900.5	0.8642	mg/L	0.00645	0.8642	mg/L	0.00645	0.75%
Na 330.237	2736.5	1.3994	mg/L	0.16812	1.3994	mg/L	0.16812	12.01%
Cd 226.502	208952.7	0.8609	mg/L	0.00313	0.8609	mg/L	0.00313	0.36%
Ti 334.940	-17133.6	-0.0043	mg/L	0.00009	-0.0043	mg/L	0.00009	2.15%
Ca 227.546	265968.9	484.63	mg/L	2.945	484.63	mg/L	2.945	0.61%

Sequence No.: 8

Sample ID: CCV

Analyst:

Sample Wt:

Dilution:

Autosampler Location: 3

Date Collected: 6/3/05 11:20:33 AM

Sample Prep Volume:

Data Type: Reprocessed on 6/6/05 9:52:16 AM,

## Mean Data: CCV

Analyte	Mean Corrected Intensity	Conc. Units	Calib	Std.Dev.	Conc. Units	Sample	Std.Dev.	RSD
Ag 328.068	452931.4	1.1331 mg/L		0.00395	1.1331 mg/L		0.00395	0.35%
Al 308.215	376761.9	10.173 mg/L		0.0735	10.173 mg/L		0.0735	0.72%
As 188.979	966.9	0.5192 mg/L		0.00096	0.5192 mg/L		0.00096	0.18%
Ba 233.527	953299.5	10.773 mg/L		0.1299	10.773 mg/L		0.1299	1.21%
Be 313.107	1708293.4	0.2620 mg/L		0.00316	0.2620 mg/L		0.00316	1.21%
Co 228.616	129836.2	2.6233 mg/L		0.00485	2.6233 mg/L		0.00485	0.18%
Cr 267.716	247311.5	1.0462 mg/L		0.00066	1.0462 mg/L		0.00066	0.06%
Cu 324.752	548162.1	1.2927 mg/L		0.01991	1.2927 mg/L		0.01991	1.54%
Fe 273.955	130853.2	5.2103 mg/L		0.03306	5.2103 mg/L		0.03306	0.63%
Mg 279.077	530075.5	26.470 mg/L		0.1031	26.470 mg/L		0.1031	0.39%
Mn 257.610	315006.3	2.6341 mg/L		0.00799	2.6341 mg/L		0.00799	0.30%
Ni 231.604	204488.1	2.6107 mg/L		0.01091	2.6107 mg/L		0.01091	0.42%
Pb 220.353	6240.1	0.5222 mg/L		0.00067	0.5222 mg/L		0.00067	0.13%
Sb 206.836	1911.9	0.5066 mg/L		0.00473	0.5066 mg/L		0.00473	0.93%
Se 196.026	1285.7	0.5131 mg/L		0.00055	0.5131 mg/L		0.00055	0.11%
Tl 190.801	1153.7	0.5231 mg/L		0.00191	0.5231 mg/L		0.00191	0.36%
V 292.402	667046.7	2.6083 mg/L		0.03511	2.6083 mg/L		0.03511	1.35%
Zn 206.200	262994.8	2.6703 mg/L		0.00985	2.6703 mg/L		0.00985	0.37%
Na 330.237	43635.4	25.237 mg/L		0.0734	25.237 mg/L		0.0734	0.29%
Cd 226.502	62692.3	0.2616 mg/L		0.00073	0.2616 mg/L		0.00073	0.28%
Ti 334.940	-254.4	0.0005 mg/L		0.00001	0.0005 mg/L		0.00001	3.01%
Ca 227.546	14248.3	25.783 mg/L		0.0422	25.783 mg/L		0.0422	0.16%

Sequence No.: 9

Sample ID: CCB

Analyst:

Sample Wt:

Dilution:

Autosampler Location: 4

Date Collected: 6/3/05 11:24:45 AM

Sample Prep Volume:

Data Type: Reprocessed on 6/6/05 9:52:17 AM,

Mean Data: CCB

Analyte	Mean Corrected Intensity	Conc. Units	Calib	Std.Dev.	Conc. Units	Sample	Std.Dev.	RSD
Ag 328.068	601.5	0.0015 mg/L		0.00004	0.0015 mg/L		0.00004	2.83%
Al 308.215	1203.3	0.0326 mg/L		0.00257	0.0326 mg/L		0.00257	7.87%
As 188.979	-0.5	-0.0003 mg/L		0.00086	-0.0003 mg/L		0.00086	296.90%
Ba 233.527	278.3	0.0031 mg/L		0.00052	0.0031 mg/L		0.00052	16.71%
Be 313.107	898.0	0.0001 mg/L		0.00004	0.0001 mg/L		0.00004	31.12%
Co 228.616	72.1	0.0015 mg/L		0.00008	0.0015 mg/L		0.00008	5.46%
Cr 267.716	113.7	0.0005 mg/L		0.00027	0.0005 mg/L		0.00027	56.99%
Cu 324.752	2125.2	0.0050 mg/L		0.00051	0.0050 mg/L		0.00051	10.19%
Fe 273.955	555.6	0.0227 mg/L		0.00383	0.0227 mg/L		0.00383	16.83%
Mg 279.077	3522.9	0.1756 mg/L		0.01675	0.1756 mg/L		0.01675	9.54%
Mn 257.610	110.2	0.0009 mg/L		0.00015	0.0009 mg/L		0.00015	15.78%
Ni 231.604	144.4	0.0018 mg/L		0.00023	0.0018 mg/L		0.00023	12.61%
Pb 220.353	9.7	0.0008 mg/L		0.00026	0.0008 mg/L		0.00026	32.16%
Sb 206.836	20.3	0.0054 mg/L		0.00134	0.0054 mg/L		0.00134	24.71%
Se 196.026	1.6	0.0007 mg/L		0.00031	0.0007 mg/L		0.00031	46.91%
Tl 190.801	2.7	0.0012 mg/L		0.00092	0.0012 mg/L		0.00092	75.79%
V 292.402	118.9	0.0005 mg/L		0.00016	0.0005 mg/L		0.00016	34.15%
Zn 206.200	917.1	0.0093 mg/L		0.00175	0.0093 mg/L		0.00175	18.84%
Na 330.237	59.0	0.0342 mg/L		0.01885	0.0342 mg/L		0.01885	55.14%
Cd 226.502	33.4	0.0001 mg/L		0.00006	0.0001 mg/L		0.00006	42.66%
Ti 334.940	36.8	0.0000 mg/L		0.00003	0.0000 mg/L		0.00003	69.85%
Ca 227.546	28.7	0.0521 mg/L		0.03180	0.0521 mg/L		0.03180	61.04%

Sequence No.: 10 6 6

Sample ID: MB-18336,18336

Analyst:

Sample Wt:

Dilution:

Autosampler Location: 38

Date Collected: 6/3/05 11:28:52 AM

Sample Prep Volume:

Data Type: Reprocessed on 6/6/05 9:52:17 AM,

Mean Data: MB-18336,18336

Analyte	Mean Corrected Intensity	Conc. Units	Calib	Std.Dev.	Conc. Units	Sample	Std.Dev.	RSD
Ag 328.068	1496.1	0.0037 mg/L		0.00027	0.0037 mg/L		0.00027	7.27%

Al 308.215	1165.9	0.0316 mg/L	0.00613	0.0316 mg/L	0.00613	19.39%
As 188.979	-1.8	-0.0009 mg/L	0.00120	-0.0009 mg/L	0.00120	128.74%
Ba 233.527	236.0	0.0027 mg/L	0.00022	0.0027 mg/L	0.00022	8.23%
Be 313.107	121.7	0.0000 mg/L	0.00000	0.0000 mg/L	0.00000	1.40%
Co 228.616	54.6	0.0011 mg/L	0.00005	0.0011 mg/L	0.00005	4.11%
Cr 267.716	-4.4	0.0000 mg/L	0.00009	0.0000 mg/L	0.00009	401.69%
Cu 324.752	3285.1	0.0078 mg/L	0.00148	0.0078 mg/L	0.00148	19.05%
Fe 273.955	1730.5	0.0709 mg/L	0.00020	0.0709 mg/L	0.00020	0.28%
Mg 279.077	1985.1	0.0990 mg/L	0.00167	0.0990 mg/L	0.00167	1.69%
Mn 257.610	300.4	0.0025 mg/L	0.00002	0.0025 mg/L	0.00002	0.94%
Ni 231.604	137.3	0.0018 mg/L	0.00004	0.0018 mg/L	0.00004	2.38%
Pb 220.353	10.1	0.0009 mg/L	0.00025	0.0009 mg/L	0.00025	29.34%
Sb 206.836	7.7	0.0020 mg/L	0.00016	0.0020 mg/L	0.00016	7.87%
Se 196.026	0.4	0.0002 mg/L	0.00112	0.0002 mg/L	0.00112	589.59%
Tl 190.801	-1.0	-0.0005 mg/L	0.00096	-0.0005 mg/L	0.00096	205.43%
V 292.402	29.3	0.0001 mg/L	0.00005	0.0001 mg/L	0.00005	40.83%
Zn 206.200	1501.9	0.0152 mg/L	0.00090	0.0152 mg/L	0.00090	5.87%
Na 330.237	158.1	0.0916 mg/L	0.07667	0.0916 mg/L	0.07667	83.71%
Cd 226.502	15.2	0.0001 mg/L	0.00001	0.0001 mg/L	0.00001	20.66%
Ti 334.940	103.9	0.0001 mg/L	0.00006	0.0001 mg/L	0.00006	42.62%
Ca 227.546	67.8	0.1230 mg/L	0.00408	0.1230 mg/L	0.00408	3.31%

Sequence No.: 11  
Sample ID: LCS-18386,18386  
Analyst:  
Sample Wt:  
Dilution: 1/6/05

Autosampler Location: 39  
Date Collected: 6/3/05 11:33:01 AM  
Sample Prep Volume:  
Data Type: Reprocessed on 6/6/05 9:52:18 AM,

## Mean Data: LCS-18386,18386

Analyte	Mean Corrected	Calib	Std.Dev.	Sample	Std.Dev.	RSD
	Intensity	Conc. Units		Conc. Units		
Ag 328.068	430590.4	1.0772 mg/L	0.00617	1.0772 mg/L	0.00617	0.57%
Al 308.215	338820.8	9.1478 mg/L	0.07961	9.1478 mg/L	0.07961	0.87%
As 188.979	860.4	0.4620 mg/L	0.00149	0.4620 mg/L	0.00149	0.32%
Ba 233.527	861209.4	9.7325 mg/L	0.05721	9.7325 mg/L	0.05721	0.59%
Be 313.107	1570100.5	0.2408 mg/L	0.00188	0.2408 mg/L	0.00188	0.78%
Co 228.616	117186.8	2.3677 mg/L	0.01181	2.3677 mg/L	0.01181	0.50%
Cr 267.716	219950.2	0.9304 mg/L	0.00642	0.9304 mg/L	0.00642	0.69%
Cu 324.752	505246.1	1.1915 mg/L	0.01228	1.1915 mg/L	0.01228	1.03%
Fe 273.955	116887.5	4.6503 mg/L	0.03085	4.6503 mg/L	0.03085	0.66%
Mg 279.077	474853.6	23.712 mg/L	0.0750	23.712 mg/L	0.0750	0.32%
Mn 257.610	284041.3	2.3752 mg/L	0.01031	2.3752 mg/L	0.01031	0.43%
Ni 231.604	184139.4	2.3509 mg/L	0.00375	2.3509 mg/L	0.00375	0.16%
Pb 220.353	5626.7	0.4709 mg/L	0.00164	0.4709 mg/L	0.00164	0.35%
Sb 206.836	1846.6	0.4897 mg/L	0.00249	0.4897 mg/L	0.00249	0.51%
Se 196.026	1153.5	0.4603 mg/L	0.00421	0.4603 mg/L	0.00421	0.91%
Tl 190.801	1033.0	0.4682 mg/L	0.00470	0.4682 mg/L	0.00470	1.00%
V 292.402	612892.6	2.3964 mg/L	0.01568	2.3964 mg/L	0.01568	0.65%
Zn 206.200	236661.5	2.4029 mg/L	0.00889	2.4029 mg/L	0.00889	0.37%
Na 330.237	39565.1	22.883 mg/L	0.1192	22.883 mg/L	0.1192	0.52%
Cd 226.502	55386.5	0.2311 mg/L	0.00128	0.2311 mg/L	0.00128	0.56%
Ti 334.940	-556.1	0.0000 mg/L	0.00010	0.0000 mg/L	0.00010	282.71%
Ca 227.546	12909.2	23.359 mg/L	0.0804	23.359 mg/L	0.0804	0.34%

Sequence No.: 12  
Sample ID: D0623-08C,18336  
Analyst:  
Sample Wt:  
Dilution:

Autosampler Location: 40  
Date Collected: 6/3/05 11:37:18 AM  
Sample Prep Volume:  
Data Type: Reprocessed on 6/6/05 9:52:19 AM,

## Mean Data: D0623-08C,18336

Mean Corrected		Calib	Sample			
Analyte	Intensity	Conc. Units	Std.Dev.	Conc. Units	Std.Dev.	RSD
Ag 328.068	578.9	0.0014 mg/L	0.00000	0.0014 mg/L	0.00000	0.27%
Al 308.215	2645.0	0.0717 mg/L	0.00325	0.0717 mg/L	0.00325	4.53%
As 188.979	0.0	0.0000 mg/L	0.00029	0.0000 mg/L	0.00029	>999.9%
Ba 233.527	194.6	0.0022 mg/L	0.00007	0.0022 mg/L	0.00007	3.15%

Be 313.107	246.2	0.0000 mg/L	0.00000	0.0000 mg/L	0.00000	0.87%
Co 228.616	40.6	0.0008 mg/L	0.00005	0.0008 mg/L	0.00005	6.53%
Cr 267.716	150.4	0.0006 mg/L	0.00015	0.0006 mg/L	0.00015	23.60%
Cu 324.752	3727.0	0.0088 mg/L	0.00098	0.0088 mg/L	0.00098	11.08%
Fe 273.955	5275.2	0.2162 mg/L	0.00002	0.2162 mg/L	0.00002	0.01%
Mg 279.077	7988.1	0.3983 mg/L	0.00051	0.3983 mg/L	0.00051	0.13%
Mn 257.610	725.3	0.0062 mg/L	0.00003	0.0062 mg/L	0.00003	0.55%
Ni 231.604	107.3	0.0014 mg/L	0.00025	0.0014 mg/L	0.00025	18.71%
Pb 220.353	13.6	0.0012 mg/L	0.00013	0.0012 mg/L	0.00013	11.11%
Sb 206.836	5.4	0.0014 mg/L	0.00011	0.0014 mg/L	0.00011	7.80%
Se 196.026	4.5	0.0019 mg/L	0.00273	0.0019 mg/L	0.00273	144.94%
Tl 190.801	2.6	0.0012 mg/L	0.00032	0.0012 mg/L	0.00032	26.10%
V 292.402	2.9	0.0000 mg/L	0.00020	0.0000 mg/L	0.00020	>999.9%
Zn 206.200	2054.4	0.0208 mg/L	0.00129	0.0208 mg/L	0.00129	6.20%
Na 330.237	288.7	0.1671 mg/L	0.03438	0.1671 mg/L	0.03438	20.58%
Cd 226.502	7.5	0.0000 mg/L	0.00002	0.0000 mg/L	0.00002	96.96%
Ti 334.940	327.7	0.0005 mg/L	0.00017	0.0005 mg/L	0.00017	37.04%
Ca 227.546	520.6	0.9494 mg/L	0.02765	0.9494 mg/L	0.02765	2.91%

Sequence No.: 13

Sample ID: D0623-08CSD,18336

Analyst:

Sample Wt:

Dilution:

Autosampler Location: 41

Date Collected: 6/3/05 11:41:21 AM

Sample Prep Volume:

Data Type: Reprocessed on 6/6/05 9:52:20 AM,

Mean Data: D0623-08CSD,18336

Analyte	Mean Corrected Intensity	Calib Conc. Units	Std.Dev.	Sample Conc. Units	Std.Dev.	RSD
Ag 328.068	287.9	0.0007 mg/L	0.00025	0.0007 mg/L	0.00025	34.84%
Al 308.215	1445.1	0.0392 mg/L	0.00241	0.0392 mg/L	0.00241	6.16%
As 188.979	-0.8	-0.0004 mg/L	0.00196	-0.0004 mg/L	0.00196	435.75%
Ba 233.527	143.9	0.0016 mg/L	0.00017	0.0016 mg/L	0.00017	10.76%
Be 313.107	268.6	0.0000 mg/L	0.00002	0.0000 mg/L	0.00002	43.16%
Co 228.616	40.1	0.0008 mg/L	0.00014	0.0008 mg/L	0.00014	17.94%
Cr 267.716	105.7	0.0004 mg/L	0.00001	0.0004 mg/L	0.00001	3.15%
Cu 324.752	673.5	0.0016 mg/L	0.00010	0.0016 mg/L	0.00010	6.58%
Fe 273.955	1225.1	0.0502 mg/L	0.00038	0.0502 mg/L	0.00038	0.76%
Mg 279.077	2511.5	0.1252 mg/L	0.01009	0.1252 mg/L	0.01009	8.06%
Mn 257.610	231.9	0.0020 mg/L	0.00000	0.0020 mg/L	0.00000	0.13%
Ni 231.604	84.6	0.0011 mg/L	0.00007	0.0011 mg/L	0.00007	6.16%
Pb 220.353	7.2	0.0006 mg/L	0.00038	0.0006 mg/L	0.00038	62.18%
Sb 206.836	6.1	0.0016 mg/L	0.00017	0.0016 mg/L	0.00017	10.51%
Se 196.026	-0.7	-0.0003 mg/L	0.00100	-0.0003 mg/L	0.00100	364.99%
Tl 190.801	-0.8	-0.0004 mg/L	0.00106	-0.0004 mg/L	0.00106	293.61%
V 292.402	51.1	0.0002 mg/L	0.00018	0.0002 mg/L	0.00018	88.45%
Zn 206.200	637.2	0.0065 mg/L	0.00026	0.0065 mg/L	0.00026	4.01%
Na 330.237	-65.2	-0.0377 mg/L	0.05750	-0.0377 mg/L	0.05750	152.57%
Cd 226.502	21.3	0.0001 mg/L	0.00000	0.0001 mg/L	0.00000	2.23%
Ti 334.940	31.2	0.0000 mg/L	0.00007	0.0000 mg/L	0.00007	151.48%
Ca 227.546	105.7	0.1927 mg/L	0.01801	0.1927 mg/L	0.01801	9.34%

Sequence No.: 14

Sample ID: D0618-01C,18336

Analyst:

Sample Wt:

Dilution:

Autosampler Location: 42

Date Collected: 6/3/05 11:45:23 AM

Sample Prep Volume:

Data Type: Reprocessed on 6/6/05 9:52:21 AM,

Mean Data: D0618-01C,18336

Analyte	Mean Corrected Intensity	Calib Conc. Units	Std.Dev.	Sample Conc. Units	Std.Dev.	RSD
Ag 328.068	-3796.0	-0.0340 mg/L	0.00026	-0.0340 mg/L	0.00026	0.76%
Al 308.215	2549313.6	69.122 mg/L	0.0637	69.122 mg/L	0.0637	0.09%
As 188.979	170.7	0.0964 mg/L	0.00153	0.0964 mg/L	0.00153	1.59%
Ba 233.527	328643.8	3.6922 mg/L	0.00875	3.6922 mg/L	0.00875	0.24%
Be 313.107	24809.5	0.0041 mg/L	0.00001	0.0041 mg/L	0.00001	0.15%
Co 228.616	4595.8	0.0891 mg/L	0.00041	0.0891 mg/L	0.00041	0.47%
Cr 267.716	23920.0	0.0957 mg/L	0.00004	0.0957 mg/L	0.00004	0.05%

Cu 324.752	80876.6	0.1958 mg/L	0.00018	0.1958 mg/L	0.00018	0.09%
Fe 273.955	3266345.5	133.89 mg/L	0.300	133.89 mg/L	0.300	0.22%
Mg 279.077	1741041.5	86.993 mg/L	0.2577	86.993 mg/L	0.2577	0.30%
Mn 257.610	1225795.3	10.313 mg/L	0.0170	10.313 mg/L	0.0170	0.17%
Ni 231.604	12397.5	0.1514 mg/L	0.00070	0.1514 mg/L	0.00070	0.46%
Pb 220.353	1342.5	0.1436 mg/L	0.00056	0.1436 mg/L	0.00056	0.39%
Sb 206.836	123.8	0.0049 mg/L	0.00023	0.0049 mg/L	0.00023	4.61%
Se 196.026	-107.2	-0.0066 mg/L	0.00037	-0.0066 mg/L	0.00037	5.61%
Tl 190.801	-17.5	0.0040 mg/L	0.00274	0.0040 mg/L	0.00274	67.96%
V 292.402	20477.0	0.0825 mg/L	0.00088	0.0825 mg/L	0.00088	1.07%
Zn 206.200	41193.8	0.4128 mg/L	0.00142	0.4128 mg/L	0.00142	0.34%
Na 330.237	199791.0	115.66 mg/L	0.021	115.66 mg/L	0.021	0.02%
Cd 226.502	2853.5	0.0025 mg/L	0.00017	0.0025 mg/L	0.00017	6.87%
Ti 334.940	176057.5	0.2378 mg/L	0.00126	0.2378 mg/L	0.00126	0.53%
Ca 227.546	184148.9	335.15 mg/L	0.635	335.15 mg/L	0.635	0.19%

Sequence No.: 15

Sample ID: D0618-01CDUP,18336

Analyst:

Sample Wt:

Dilution:

Autosampler Location: 43

Date Collected: 6/3/05 11:49:30 AM

Sample Prep Volume:

Data Type: Reprocessed on 6/6/05 9:52:21 AM,

Mean Data: D0618-01CDUP,18336

Analyte	Mean	Corrected	Calib	Std.Dev.	Sample	Std.Dev.	RSD	
	Intensity	Conc.	Units		Conc.			Units
Ag 328.068	-3921.4	-0.0332	mg/L	0.00027	-0.0332	mg/L	0.00027	0.83%
Al 308.215	2512052.1	68.112	mg/L	0.6737	68.112	mg/L	0.6737	0.99%
As 188.979	167.3	0.0946	mg/L	0.00025	0.0946	mg/L	0.00025	0.26%
Ba 233.527	325458.0	3.6564	mg/L	0.01934	3.6564	mg/L	0.01934	0.53%
Be 313.107	24100.8	0.0040	mg/L	0.00003	0.0040	mg/L	0.00003	0.75%
Co 228.616	4532.1	0.0879	mg/L	0.00021	0.0879	mg/L	0.00021	0.24%
Cr 267.716	23143.9	0.0925	mg/L	0.00080	0.0925	mg/L	0.00080	0.86%
Cu 324.752	72688.2	0.1766	mg/L	0.00103	0.1766	mg/L	0.00103	0.58%
Fe 273.955	3249823.8	133.21	mg/L	0.766	133.21	mg/L	0.766	0.58%
Mg 279.077	1709382.6	85.411	mg/L	0.5546	85.411	mg/L	0.5546	0.65%
Mn 257.610	1198879.0	10.088	mg/L	0.0684	10.088	mg/L	0.0684	0.68%
Ni 231.604	12265.1	0.1498	mg/L	0.00014	0.1498	mg/L	0.00014	0.09%
Pb 220.353	1317.2	0.1411	mg/L	0.00052	0.1411	mg/L	0.00052	0.37%
Sb 206.836	118.7	0.0038	mg/L	0.00208	0.0038	mg/L	0.00208	54.59%
Se 196.026	-110.9	-0.0083	mg/L	0.00109	-0.0083	mg/L	0.00109	13.17%
Tl 190.801	-18.7	0.0031	mg/L	0.00207	0.0031	mg/L	0.00207	66.01%
V 292.402	20153.1	0.0812	mg/L	0.00090	0.0812	mg/L	0.00090	1.11%
Zn 206.200	40145.4	0.4023	mg/L	0.00246	0.4023	mg/L	0.00246	0.61%
Na 330.237	193783.9	112.19	mg/L	1.275	112.19	mg/L	1.275	1.14%
Cd 226.502	2735.3	0.0020	mg/L	0.00015	0.0020	mg/L	0.00015	7.58%
Ti 334.940	175510.4	0.2367	mg/L	0.00960	0.2367	mg/L	0.00960	4.05%
Ca 227.546	179153.2	326.02	mg/L	2.793	326.02	mg/L	2.793	0.86%

Sequence No.: 16

Sample ID: D0618-01CMS,18336

Analyst:

Sample Wt:

Dilution:

Autosampler Location: 44

Date Collected: 6/3/05 11:53:37 AM

Sample Prep Volume:

Data Type: Reprocessed on 6/6/05 9:52:22 AM,

Mean Data: D0618-01CMS,18336

Analyte	Mean Corrected	Calib	Std.Dev.	Sample	Std.Dev.	RSD
	Intensity	Conc. Units		Conc. Units		
Ag 328.068	15068.0	0.0142 mg/L	0.00009	0.0142 mg/L	0.00009	0.62%
Al 308.215	2658135.4	72.065 mg/L	0.6774	72.065 mg/L	0.6774	0.94%
As 188.979	250.5	0.1401 mg/L	0.00283	0.1401 mg/L	0.00283	2.02%
Ba 233.527	520036.5	5.8547 mg/L	0.01917	5.8547 mg/L	0.01917	0.33%
Be 313.107	364384.5	0.0562 mg/L	0.00036	0.0562 mg/L	0.00036	0.64%
Co 228.616	29362.7	0.5895 mg/L	0.00287	0.5895 mg/L	0.00287	0.49%
Cr 267.716	71362.9	0.2964 mg/L	0.00175	0.2964 mg/L	0.00175	0.59%
Cu 324.752	190953.2	0.4559 mg/L	0.00339	0.4559 mg/L	0.00339	0.74%
Fe 273.955	3380185.2	138.52 mg/L	0.808	138.52 mg/L	0.808	0.58%
Mg 279.077	1760145.4	87.956 mg/L	0.5747	87.956 mg/L	0.5747	0.65%



Mn 257.610	1288220.1	10.837 mg/L	0.0834	10.837 mg/L	0.0834	0.77%
Ni 231.604	51617.9	0.6520 mg/L	0.00380	0.6520 mg/L	0.00380	0.58%
Pb 220.353	1568.2	0.1638 mg/L	0.00054	0.1638 mg/L	0.00054	0.33%
Sb 206.836	399.9	0.0773 mg/L	0.00012	0.0773 mg/L	0.00012	0.16%
Se 196.026	-89.8	0.0012 mg/L	0.00330	0.0012 mg/L	0.00330	282.30%
Tl 190.801	88.6	0.0518 mg/L	0.00064	0.0518 mg/L	0.00064	1.23%
V 292.402	152948.7	0.6005 mg/L	0.00330	0.6005 mg/L	0.00330	0.55%
Zn 206.200	91108.8	0.9198 mg/L	0.00050	0.9198 mg/L	0.00050	0.05%
Na 330.237	201179.8	116.46 mg/L	1.272	116.46 mg/L	1.272	1.09%
Cd 226.502	4090.2	0.0074 mg/L	0.00036	0.0074 mg/L	0.00036	4.84%
Ti 334.940	168762.2	0.2284 mg/L	0.00263	0.2284 mg/L	0.00263	1.15%
Ca 227.546	184760.6	336.17 mg/L	3.747	336.17 mg/L	3.747	1.11%

Sequence No.: 17

Sample ID: D0618-01CSD,18336

Analyst:

Sample Wt:

Dilution:

Autosampler Location: 45

Date Collected: 6/3/05 11:57:45 AM

Sample Prep Volume:

Data Type: Reprocessed on 6/6/05 9:52:23 AM,

Mean Data: D0618-01CSD,18336

Analyte	Mean Corrected		Calib	Std.Dev.	Sample		Std.Dev.	RSD
	Intensity	Conc.	Units		Conc.	Units		
Ag 328.068	-791.4	-0.0067	mg/L	0.00022	-0.0067	mg/L	0.00022	3.31%
Al 308.215	531567.8	14.412	mg/L	0.2265	14.412	mg/L	0.2265	1.57%
As 188.979	34.2	0.0196	mg/L	0.00055	0.0196	mg/L	0.00055	2.82%
Ba 233.527	72504.7	0.8145	mg/L	0.00949	0.8145	mg/L	0.00949	1.16%
Be 313.107	5217.5	0.0009	mg/L	0.00001	0.0009	mg/L	0.00001	1.46%
Co 228.616	1043.8	0.0202	mg/L	0.00013	0.0202	mg/L	0.00013	0.66%
Cr 267.716	5239.9	0.0209	mg/L	0.00005	0.0209	mg/L	0.00005	0.22%
Cu 324.752	16686.2	0.0405	mg/L	0.00090	0.0405	mg/L	0.00090	2.23%
Fe 273.955	745184.5	30.545	mg/L	0.3851	30.545	mg/L	0.3851	1.26%
Mg 279.077	391509.6	19.563	mg/L	0.2009	19.563	mg/L	0.2009	1.03%
Mn 257.610	279650.3	2.3526	mg/L	0.03046	2.3526	mg/L	0.03046	1.29%
Ni 231.604	2813.2	0.0343	mg/L	0.00011	0.0343	mg/L	0.00011	0.33%
Pb 220.353	298.7	0.0317	mg/L	0.00020	0.0317	mg/L	0.00020	0.63%
Sb 206.836	29.9	0.0018	mg/L	0.00057	0.0018	mg/L	0.00057	31.72%
Se 196.026	-29.4	-0.0036	mg/L	0.00017	-0.0036	mg/L	0.00017	4.66%
Tl 190.801	-10.2	-0.0019	mg/L	0.00168	-0.0019	mg/L	0.00168	89.24%
V 292.402	4516.9	0.0182	mg/L	0.00001	0.0182	mg/L	0.00001	0.03%
Zn 206.200	9432.3	0.0945	mg/L	0.00035	0.0945	mg/L	0.00035	0.38%
Na 330.237	36135.4	20.937	mg/L	0.1672	20.937	mg/L	0.1672	0.80%
Cd 226.502	593.6	0.0003	mg/L	0.00004	0.0003	mg/L	0.00004	11.07%
Ti 334.940	51893.2	0.0690	mg/L	0.00829	0.0690	mg/L	0.00829	12.01%
Ca 227.546	38065.8	69.241	mg/L	1.5643	69.241	mg/L	1.5643	2.26%

Sequence No.: 18

Sample ID: D0618-01CPDS,18336

Analyst:

Sample Wt:

Dilution:

Autosampler Location: 46

Date Collected: 6/3/05 12:01:52 PM

Sample Prep Volume:

Data Type: Reprocessed on 6/6/05 9:52:24 AM,

Mean Data: D0618-01CPDS,18336

Analyte	Mean Corrected Intensity	Conc. Units	Calib	Std.Dev.	Sample Conc. Units	Std.Dev.	RSD
Ag 328.068	-3884.2	-0.0339 mg/L		0.00013	-0.0339 mg/L	0.00013	0.38%
Al 308.215	2545228.6	69.011 mg/L		0.1870	69.011 mg/L	0.1870	0.27%
As 188.979	169.4	0.0958 mg/L		0.00099	0.0958 mg/L	0.00099	1.03%
Ba 233.527	326788.0	3.6713 mg/L		0.00380	3.6713 mg/L	0.00380	0.10%
Be 313.107	31061.1	0.0051 mg/L		0.00001	0.0051 mg/L	0.00001	0.22%
Co 228.616	5025.9	0.0978 mg/L		0.00015	0.0978 mg/L	0.00015	0.15%
Cr 267.716	24404.3	0.0978 mg/L		0.00002	0.0978 mg/L	0.00002	0.02%
Cu 324.752	81004.5	0.1961 mg/L		0.00022	0.1961 mg/L	0.00022	0.11%
Fe 273.955	3257548.6	133.52 mg/L		0.209	133.52 mg/L	0.209	0.16%
Mg 279.077	1737591.1	86.820 mg/L		0.0958	86.820 mg/L	0.0958	0.11%
Mn 257.610	1221812.0	10.279 mg/L		0.0027	10.279 mg/L	0.0027	0.03%
Ni 231.604	12913.9	0.1580 mg/L		0.00021	0.1580 mg/L	0.00021	0.13%
Pb 220.353	1340.9	0.1434 mg/L		0.00082	0.1434 mg/L	0.00082	0.57%

Sb 206.836	168.4	0.0169 mg/L	0.00054	0.0169 mg/L	0.00054	3.20%
Se 196.026	-112.8	-0.0089 mg/L	0.00134	-0.0089 mg/L	0.00134	14.95%
Tl 190.801	-13.2	0.0059 mg/L	0.00061	0.0059 mg/L	0.00061	10.27%
V 292.402	23032.5	0.0925 mg/L	0.00021	0.0925 mg/L	0.00021	0.23%
Zn 206.200	41847.0	0.4195 mg/L	0.00036	0.4195 mg/L	0.00036	0.09%
Na 330.237	197934.9	114.59 mg/L	0.386	114.59 mg/L	0.386	0.34%
Cd 226.502	3069.6	0.0034 mg/L	0.00002	0.0034 mg/L	0.00002	0.51%
Ti 334.940	183935.9	0.2478 mg/L	0.00054	0.2478 mg/L	0.00054	0.22%
Ca 227.546	183014.7	333.08 mg/L	0.603	333.08 mg/L	0.603	0.18%

Sequence No.: 19

Sample ID: D0618-05C,18336

Analyst:

Sample Wt:

Dilution:

Autosampler Location: 47

Date Collected: 6/3/05 12:06:01 PM

Sample Prep Volume:

Data Type: Reprocessed on 6/6/05 9:52:24 AM,

Mean Data: D0618-05C,18336

Analyte	Mean Corrected Intensity	Calib Conc. Units	Std.Dev.	Sample Conc. Units	Std.Dev.	RSD
Ag 328.068	456.7	-0.0155 mg/L	0.00023	-0.0155 mg/L	0.00023	1.51%
Al 308.215	30517.9	0.8276 mg/L	0.00852	0.8276 mg/L	0.00852	1.03%
As 188.979	-0.1	-0.0003 mg/L	0.00373	-0.0003 mg/L	0.00373	>999.9%
Ba 233.527	33790.9	0.3808 mg/L	0.00307	0.3808 mg/L	0.00307	0.81%
Be 313.107	168.0	0.0000 mg/L	0.00000	0.0000 mg/L	0.00000	10.40%
Co 228.616	67.6	0.0013 mg/L	0.00006	0.0013 mg/L	0.00006	4.74%
Cr 267.716	259.2	0.0010 mg/L	0.00000	0.0010 mg/L	0.00000	0.30%
Cu 324.752	948.3	0.0017 mg/L	0.00009	0.0017 mg/L	0.00009	5.42%
Fe 273.955	28589.9	1.1719 mg/L	0.00125	1.1719 mg/L	0.00125	0.11%
Mg 279.077	586144.2	29.213 mg/L	0.1892	29.213 mg/L	0.1892	0.65%
Mn 257.610	11850.4	0.0988 mg/L	0.00002	0.0988 mg/L	0.00002	0.02%
Ni 231.604	203.3	0.0025 mg/L	0.00001	0.0025 mg/L	0.00001	0.38%
Pb 220.353	-28.3	0.0001 mg/L	0.00003	0.0001 mg/L	0.00003	21.78%
Sb 206.836	7.6	0.0019 mg/L	0.00004	0.0019 mg/L	0.00004	2.20%
Se 196.026	-11.6	-0.0018 mg/L	0.00170	-0.0018 mg/L	0.00170	95.36%
Tl 190.801	-6.7	-0.0017 mg/L	0.00010	-0.0017 mg/L	0.00010	6.17%
V 292.402	211.9	0.0009 mg/L	0.00002	0.0009 mg/L	0.00002	2.34%
Zn 206.200	1179.0	0.0102 mg/L	0.00036	0.0102 mg/L	0.00036	3.55%
Na 330.237	73034.1	42.157 mg/L	0.2530	42.157 mg/L	0.2530	0.60%
Cd 226.502	23.6	0.0000 mg/L	0.00001	0.0000 mg/L	0.00001	77.89%
Ti 334.940	204.6	0.0051 mg/L	0.00020	0.0051 mg/L	0.00020	3.96%
Ca 227.546	72595.0	132.80 mg/L	0.861	132.80 mg/L	0.861	0.65%

Sequence No.: 20

Sample ID: CCV

Analyst:

Sample Wt:

Dilution:

Autosampler Location: 3

Date Collected: 6/3/05 12:10:07 PM

Sample Prep Volume:

Data Type: Reprocessed on 6/6/05 9:52:25 AM,

Mean Data: CCV

Analyte	Mean Corrected Intensity	Calib Conc. Units	Std.Dev.	Sample Conc. Units	Std.Dev.	RSD
Ag 328.068	465409.4	1.1643 mg/L	0.00710	1.1643 mg/L	0.00710	0.61%
Al 308.215	370102.7	9.9923 mg/L	0.16629	9.9923 mg/L	0.16629	1.66%
As 188.979	958.0	0.5144 mg/L	0.00048	0.5144 mg/L	0.00048	0.09%
Ba 233.527	960216.0	10.851 mg/L	0.0128	10.851 mg/L	0.0128	0.12%
Be 313.107	1718466.8	0.2636 mg/L	0.00020	0.2636 mg/L	0.00020	0.07%
Co 228.616	128435.8	2.5950 mg/L	0.04282	2.5950 mg/L	0.04282	1.65%
Cr 267.716	244469.0	1.0342 mg/L	0.01299	1.0342 mg/L	0.01299	1.26%
Cu 324.752	549885.0	1.2968 mg/L	0.00783	1.2968 mg/L	0.00783	0.60%
Fe 273.955	128525.5	5.1140 mg/L	0.08082	5.1140 mg/L	0.08082	1.58%
Mg 279.077	519472.9	25.941 mg/L	0.4412	25.941 mg/L	0.4412	1.70%
Mn 257.610	311477.7	2.6046 mg/L	0.04230	2.6046 mg/L	0.04230	1.62%
Ni 231.604	202021.2	2.5792 mg/L	0.05032	2.5792 mg/L	0.05032	1.95%
Pb 220.353	6221.9	0.5206 mg/L	0.00224	0.5206 mg/L	0.00224	0.43%
Sb 206.836	1903.7	0.5045 mg/L	0.00189	0.5045 mg/L	0.00189	0.37%
Se 196.026	1279.3	0.5105 mg/L	0.00140	0.5105 mg/L	0.00140	0.27%
Tl 190.801	1146.7	0.5198 mg/L	0.00188	0.5198 mg/L	0.00188	0.36%

V 292.402	670764.9	2.6228 mg/L	0.00506	2.6228 mg/L	0.00506	0.19%
Zn 206.200	259576.4	2.6356 mg/L	0.03955	2.6356 mg/L	0.03955	1.50%
Na 330.237	42925.0	24.827 mg/L	0.5734	24.827 mg/L	0.5734	2.31%
Cd 226.502	61816.5	0.2580 mg/L	0.00338	0.2580 mg/L	0.00338	1.31%
Ti 334.940	-137.6	0.0006 mg/L	0.00012	0.0006 mg/L	0.00012	19.02%
Ca 227.546	14140.6	25.587 mg/L	0.0137	25.587 mg/L	0.0137	0.05%

Sequence No.: 21

Sample ID: CCB

Analyst:

Sample Wt:

Dilution:

Autosampler Location: 4

Date Collected: 6/3/05 12:14:20 PM

Sample Prep Volume:

Data Type: Reprocessed on 6/6/05 9:52:26 AM,

Mean Data: CCB

Analyte	Mean Corrected Intensity	Conc. Units	Calib	Std.Dev.	Sample Conc. Units	Std.Dev.	RSD
Ag 328.068	265.4	0.0007 mg/L		0.00026	0.0007 mg/L	0.00026	39.28%
Al 308.215	682.0	0.0185 mg/L		0.00143	0.0185 mg/L	0.00143	7.74%
As 188.979	-1.2	-0.0006 mg/L		0.00012	-0.0006 mg/L	0.00012	19.55%
Ba 233.527	148.5	0.0017 mg/L		0.00014	0.0017 mg/L	0.00014	8.12%
Be 313.107	339.8	0.0001 mg/L		0.00002	0.0001 mg/L	0.00002	31.37%
Co 228.616	29.0	0.0006 mg/L		0.00000	0.0006 mg/L	0.00000	0.73%
Cr 267.716	16.6	0.0001 mg/L		0.00022	0.0001 mg/L	0.00022	327.39%
Cu 324.752	1071.1	0.0025 mg/L		0.00048	0.0025 mg/L	0.00048	19.07%
Fe 273.955	463.5	0.0190 mg/L		0.00668	0.0190 mg/L	0.00668	35.17%
Mg 279.077	734.1	0.0366 mg/L		0.00336	0.0366 mg/L	0.00336	9.18%
Mn 257.610	192.3	0.0016 mg/L		0.00047	0.0016 mg/L	0.00047	29.14%
Ni 231.604	68.3	0.0009 mg/L		0.00008	0.0009 mg/L	0.00008	9.24%
Pb 220.353	5.3	0.0004 mg/L		0.00006	0.0004 mg/L	0.00006	14.35%
Sb 206.836	17.8	0.0048 mg/L		0.00105	0.0048 mg/L	0.00105	22.09%
Se 196.026	1.2	0.0005 mg/L		0.00051	0.0005 mg/L	0.00051	109.25%
Tl 190.801	2.9	0.0013 mg/L		0.00063	0.0013 mg/L	0.00063	47.01%
V 292.402	92.3	0.0004 mg/L		0.00028	0.0004 mg/L	0.00028	77.65%
Zn 206.200	719.6	0.0073 mg/L		0.00155	0.0073 mg/L	0.00155	21.29%
Na 330.237	-65.2	-0.0377 mg/L		0.06007	-0.0377 mg/L	0.06007	159.50%
Cd 226.502	12.2	0.0000 mg/L		0.00001	0.0000 mg/L	0.00001	15.99%
Ti 334.940	42.0	0.0001 mg/L		0.00007	0.0001 mg/L	0.00007	131.39%
Ca 227.546	20.5	0.0372 mg/L		0.00168	0.0372 mg/L	0.00168	4.52%

Sequence No.: 22

Sample ID: D0618-06C,18336

Analyst:

Sample Wt:

Dilution:

Autosampler Location: 48

Date Collected: 6/3/05 12:18:27 PM

Sample Prep Volume:

Data Type: Reprocessed on 6/6/05 9:52:27 AM,

Mean Data: D0618-06C,18336

Analyte	Mean Corrected Intensity	Conc. Units	Calib	Std.Dev.	Sample Conc. Units	Std.Dev.	RSD
Ag 328.068	-750.6	-0.0211 mg/L		0.00036	-0.0211 mg/L	0.00036	1.72%
Al 308.215	651826.2	17.670 mg/L		0.3207	17.670 mg/L	0.3207	1.81%
As 188.979	57.6	0.0324 mg/L		0.00207	0.0324 mg/L	0.00207	6.39%
Ba 233.527	83987.2	0.9419 mg/L		0.01328	0.9419 mg/L	0.01328	1.41%
Be 313.107	4716.1	0.0009 mg/L		0.00002	0.0009 mg/L	0.00002	2.59%
Co 228.616	902.1	0.0170 mg/L		0.00008	0.0170 mg/L	0.00008	0.44%
Cr 267.716	6347.2	0.0250 mg/L		0.00010	0.0250 mg/L	0.00010	0.38%
Cu 324.752	20422.9	0.0491 mg/L		0.00155	0.0491 mg/L	0.00155	3.16%
Fe 273.955	987340.0	40.470 mg/L		0.5429	40.470 mg/L	0.5429	1.34%
Mg 279.077	841595.2	42.014 mg/L		0.4745	42.014 mg/L	0.4745	1.13%
Mn 257.610	396478.9	3.3331 mg/L		0.04763	3.3331 mg/L	0.04763	1.43%
Ni 231.604	2609.5	0.0311 mg/L		0.00007	0.0311 mg/L	0.00007	0.24%
Pb 220.353	485.1	0.0509 mg/L		0.00012	0.0509 mg/L	0.00012	0.24%
Sb 206.836	44.3	0.0041 mg/L		0.00063	0.0041 mg/L	0.00063	15.50%
Se 196.026	-38.6	-0.0030 mg/L		0.00233	-0.0030 mg/L	0.00233	78.58%
Tl 190.801	-12.2	-0.0006 mg/L		0.00027	-0.0006 mg/L	0.00027	45.23%
V 292.402	7902.2	0.0317 mg/L		0.00048	0.0317 mg/L	0.00048	1.52%
Zn 206.200	15448.3	0.1540 mg/L		0.00036	0.1540 mg/L	0.00036	0.23%
Na 330.237	134250.9	77.664 mg/L		1.4101	77.664 mg/L	1.4101	1.82%

Cd 226.502	837.9	0.0006 mg/L	0.00002	0.0006 mg/L	0.00002	3.07%
Ti 334.940	114335.2	0.1534 mg/L	0.00351	0.1534 mg/L	0.00351	2.29%
Ca 227.546	104660.0	190.94 mg/L	3.827	190.94 mg/L	3.827	2.00%

Sequence No.: 23

Sample ID: D0618-09C,18336

Analyst:

Sample Wt:

Dilution:

Autosampler Location: 49

Date Collected: 6/3/05 12:22:34 PM

Sample Prep Volume:

Data Type: Reprocessed on 6/6/05 9:52:28 AM,

Mean Data: D0618-09C,18336

Analyte	Mean Corrected Intensity	Conc.	Calib Units	Std.Dev.	Conc.	Sample Units	Std.Dev.	RSD
Ag 328.068	273.7	0.0007	mg/L	0.00001	0.0007	mg/L	0.00001	0.74%
Al 308.215	2611.4	0.0708	mg/L	0.00376	0.0708	mg/L	0.00376	5.30%
As 188.979	-1.4	-0.0008	mg/L	0.00111	-0.0008	mg/L	0.00111	147.35%
Ba 233.527	253.2	0.0029	mg/L	0.00052	0.0029	mg/L	0.00052	18.16%
Be 313.107	4.0	0.0000	mg/L	0.00001	0.0000	mg/L	0.00001	>999.9%
Co 228.616	43.2	0.0009	mg/L	0.00016	0.0009	mg/L	0.00016	18.42%
Cr 267.716	27.7	0.0001	mg/L	0.00008	0.0001	mg/L	0.00008	72.53%
Cu 324.752	1030.3	0.0024	mg/L	0.00030	0.0024	mg/L	0.00030	12.51%
Fe 273.955	891.6	0.0365	mg/L	0.00480	0.0365	mg/L	0.00480	13.14%
Mg 279.077	890.1	0.0444	mg/L	0.00072	0.0444	mg/L	0.00072	1.62%
Mn 257.610	298.6	0.0025	mg/L	0.00049	0.0025	mg/L	0.00049	19.64%
Ni 231.604	93.6	0.0012	mg/L	0.00022	0.0012	mg/L	0.00022	18.13%
Pb 220.353	12.4	0.0010	mg/L	0.00042	0.0010	mg/L	0.00042	40.34%
Sb 206.836	7.0	0.0019	mg/L	0.00002	0.0019	mg/L	0.00002	1.15%
Se 196.026	-2.7	-0.0011	mg/L	0.00032	-0.0011	mg/L	0.00032	30.43%
Tl 190.801	-0.8	-0.0004	mg/L	0.00000	-0.0004	mg/L	0.00000	0.06%
V 292.402	14.2	0.0001	mg/L	0.00016	0.0001	mg/L	0.00016	278.27%
Zn 206.200	898.1	0.0091	mg/L	0.00030	0.0091	mg/L	0.00030	3.30%
Na 330.237	-6.5	-0.0037	mg/L	0.01989	-0.0037	mg/L	0.01989	542.04%
Cd 226.502	10.0	0.0000	mg/L	0.00001	0.0000	mg/L	0.00001	32.61%
Ti 334.940	148.1	0.0002	mg/L	0.00006	0.0002	mg/L	0.00006	30.78%
Ca 227.546	73.5	0.1340	mg/L	0.00723	0.1340	mg/L	0.00723	5.39%

Sequence No.: 24

Sample ID: MB-18367,18367

Analyst:

Sample Wt:

Dilution:

Autosampler Location: 50

Date Collected: 6/3/05 12:26:41 PM

Sample Prep Volume:

Data Type: Reprocessed on 6/6/05 9:52:28 AM,

Mean Data: MB-18367,18367

Analyte	Mean Corrected Intensity	Conc.	Calib Units	Std.Dev.	Conc.	Sample Units	Std.Dev.	RSD
Ag 328.068	105.3	0.0003	mg/L	0.00007	0.0003	mg/L	0.00007	25.39%
Al 308.215	1842.0	0.0500	mg/L	0.00306	0.0500	mg/L	0.00306	6.12%
As 188.979	-2.6	-0.0014	mg/L	0.00036	-0.0014	mg/L	0.00036	26.52%
Ba 233.527	45.3	0.0005	mg/L	0.00005	0.0005	mg/L	0.00005	10.70%
Be 313.107	-5.4	0.0000	mg/L	0.00000	0.0000	mg/L	0.00000	87.50%
Co 228.616	12.4	0.0002	mg/L	0.00002	0.0002	mg/L	0.00002	9.90%
Cr 267.716	28.1	0.0001	mg/L	0.00013	0.0001	mg/L	0.00013	110.44%
Cu 324.752	574.7	0.0014	mg/L	0.00001	0.0014	mg/L	0.00001	0.47%
Fe 273.955	1027.0	0.0421	mg/L	0.00008	0.0421	mg/L	0.00008	0.19%
Mg 279.077	423.8	0.0212	mg/L	0.00361	0.0212	mg/L	0.00361	17.08%
Mn 257.610	158.7	0.0014	mg/L	0.00003	0.0014	mg/L	0.00003	2.17%
Ni 231.604	20.1	0.0003	mg/L	0.00004	0.0003	mg/L	0.00004	16.20%
Pb 220.353	-1.7	-0.0001	mg/L	0.00043	-0.0001	mg/L	0.00043	333.81%
Sb 206.836	7.2	0.0019	mg/L	0.00029	0.0019	mg/L	0.00029	15.10%
Se 196.026	3.0	0.0012	mg/L	0.00126	0.0012	mg/L	0.00126	105.05%
Tl 190.801	-0.2	-0.0001	mg/L	0.00066	-0.0001	mg/L	0.00066	626.48%
V 292.402	7.6	0.0000	mg/L	0.00010	0.0000	mg/L	0.00010	341.47%
Zn 206.200	1002.8	0.0102	mg/L	0.00010	0.0102	mg/L	0.00010	0.98%
Na 330.237	143.6	0.0832	mg/L	0.08640	0.0832	mg/L	0.08640	103.83%
Cd 226.502	-1.7	0.0000	mg/L	0.00002	0.0000	mg/L	0.00002	172.50%
Ti 334.940	195.0	0.0003	mg/L	0.00003	0.0003	mg/L	0.00003	11.15%
Ca 227.546	23.9	0.0431	mg/L	0.00999	0.0431	mg/L	0.00999	23.15%

Sequence No.: 25

Sample ID: LCS-18367,18367

Analyst:

Sample Wt:

Dilution:

Autosampler Location: 51

Date Collected: 6/3/05 12:30:48 PM

Sample Prep Volume:

Data Type: Reprocessed on 6/6/05 9:52:29 AM,

Mean Data: LCS-18367,18367

Analyte	Mean Corrected Intensity	Calib Conc. Units	Std.Dev.	Sample Conc. Units	Std.Dev.	RSD
Ag 328.068	152632.3	0.3859 mg/L	0.00347	0.3859 mg/L	0.00347	0.90%
Al 308.215	1102354.9	29.888 mg/L	0.3004	29.888 mg/L	0.3004	1.00%
As 188.979	996.5	0.5359 mg/L	0.00026	0.5359 mg/L	0.00026	0.05%
Ba 233.527	92333.5	1.0368 mg/L	0.01223	1.0368 mg/L	0.01223	1.18%
Be 313.107	1983794.7	0.3055 mg/L	0.00363	0.3055 mg/L	0.00363	1.19%
Co 228.616	15939.9	0.3194 mg/L	0.00030	0.3194 mg/L	0.00030	0.09%
Cr 267.716	178360.7	0.7544 mg/L	0.00693	0.7544 mg/L	0.00693	0.92%
Cu 324.752	222028.1	0.5267 mg/L	0.00511	0.5267 mg/L	0.00511	0.97%
Fe 273.955	1062627.8	43.539 mg/L	0.4736	43.539 mg/L	0.4736	1.09%
Mg 279.077	226637.6	11.346 mg/L	0.0928	11.346 mg/L	0.0928	0.82%
Mn 257.610	193392.9	1.6412 mg/L	0.01521	1.6412 mg/L	0.01521	0.93%
Ni 231.604	63499.4	0.8068 mg/L	0.00552	0.8068 mg/L	0.00552	0.68%
Pb 220.353	9659.4	0.8124 mg/L	0.00070	0.8124 mg/L	0.00070	0.09%
Sb 206.836	562.8	0.1362 mg/L	0.00046	0.1362 mg/L	0.00046	0.34%
Se 196.026	1072.1	0.4393 mg/L	0.00047	0.4393 mg/L	0.00047	0.11%
Tl 190.801	1038.7	0.4722 mg/L	0.00057	0.4722 mg/L	0.00057	0.12%
V 292.402	85377.9	0.3352 mg/L	0.00328	0.3352 mg/L	0.00328	0.98%
Zn 206.200	95099.0	0.9661 mg/L	0.00268	0.9661 mg/L	0.00268	0.28%
Na 330.237	7793.1	5.1211 mg/L	0.09602	5.1211 mg/L	0.09602	1.87%
Cd 226.502	132401.0	0.5491 mg/L	0.00396	0.5491 mg/L	0.00396	0.72%
Ti 334.940	745739.3	0.9559 mg/L	0.01206	0.9559 mg/L	0.01206	1.26%
Ca 227.546	10952.0	19.427 mg/L	0.0688	19.427 mg/L	0.0688	0.35%

Sequence No.: 26

Sample ID: D0609-06A,18367

Analyst:

Sample Wt:

Dilution:

Autosampler Location: 52

Date Collected: 6/3/05 12:35:02 PM

Sample Prep Volume:

Data Type: Reprocessed on 6/6/05 9:52:30 AM,

Mean Data: D0609-06A,18367

Analyte	Mean Corrected Intensity	Calib Conc. Units	Std.Dev.	Sample Conc. Units	Std.Dev.	RSD
Ag 328.068	-1792.6	0.0010 mg/L	0.00012	0.0010 mg/L	0.00012	11.88%
Al 308.215	1424282.9	38.633 mg/L	0.0464	38.633 mg/L	0.0464	0.12%
As 188.979	58.7	0.0343 mg/L	0.00155	0.0343 mg/L	0.00155	4.53%
Ba 233.527	20821.1	0.2249 mg/L	0.00036	0.2249 mg/L	0.00036	0.16%
Be 313.107	7507.1	0.0017 mg/L	0.00003	0.0017 mg/L	0.00003	1.53%
Co 228.616	1134.2	0.0206 mg/L	0.00003	0.0206 mg/L	0.00003	0.13%
Cr 267.716	9653.1	0.0403 mg/L	0.00001	0.0403 mg/L	0.00001	0.02%
Cu 324.752	30909.1	0.0791 mg/L	0.00054	0.0791 mg/L	0.00054	0.68%
Fe 273.955	1640785.5	67.254 mg/L	0.0083	67.254 mg/L	0.0083	0.01%
Mg 279.077	433362.3	21.635 mg/L	0.0541	21.635 mg/L	0.0541	0.25%
Mn 257.610	89567.6	0.7882 mg/L	0.00096	0.7882 mg/L	0.00096	0.12%
Ni 231.604	3834.8	0.0450 mg/L	0.00008	0.0450 mg/L	0.00008	0.19%
Pb 220.353	3664.3	0.3189 mg/L	0.00044	0.3189 mg/L	0.00044	0.14%
Sb 206.836	71.7	0.0042 mg/L	0.00133	0.0042 mg/L	0.00133	31.66%
Se 196.026	-52.4	-0.0022 mg/L	0.00071	-0.0022 mg/L	0.00071	32.58%
Tl 190.801	4.9	0.0005 mg/L	0.00172	0.0005 mg/L	0.00172	360.16%
V 292.402	16639.3	0.0658 mg/L	0.00002	0.0658 mg/L	0.00002	0.04%
Zn 206.200	49973.9	0.5065 mg/L	0.00108	0.5065 mg/L	0.00108	0.21%
Na 330.237	1955.0	1.4452 mg/L	0.09311	1.4452 mg/L	0.09311	6.44%
Cd 226.502	1570.2	0.0018 mg/L	0.00006	0.0018 mg/L	0.00006	3.25%
Ti 334.940	323006.1	0.4151 mg/L	0.00014	0.4151 mg/L	0.00014	0.03%
Ca 227.546	20543.3	36.727 mg/L	0.0749	36.727 mg/L	0.0749	0.20%

Sequence No.: 27

Autosampler Location: 53

Sample ID: D0609-06ADUP,18367

Date Collected: 6/3/05 12:39:13 PM

Analyst:

Sample Wt:

Sample Prep Volume:

Dilution:

Data Type: Reprocessed on 6/6/05 9:52:31 AM,

Mean Data: D0609-06ADUP,18367

Analyte	Mean Corrected Intensity	Conc.	Calib Units	Std.Dev.	Conc.	Sample Units	Std.Dev.	RSD
Ag 328.068	-1406.0	-0.0021	mg/L	0.00010	-0.0021	mg/L	0.00010	4.89%
Al 308.215	1326750.5	35.987	mg/L	0.2575	35.987	mg/L	0.2575	0.72%
As 188.979	54.6	0.0311	mg/L	0.00081	0.0311	mg/L	0.00081	2.61%
Ba 233.527	22401.0	0.2443	mg/L	0.00249	0.2443	mg/L	0.00249	1.02%
Be 313.107	7453.5	0.0017	mg/L	0.00000	0.0017	mg/L	0.00000	0.27%
Co 228.616	1049.6	0.0192	mg/L	0.00011	0.0192	mg/L	0.00011	0.58%
Cr 267.716	9319.2	0.0389	mg/L	0.00018	0.0389	mg/L	0.00018	0.46%
Cu 324.752	36455.4	0.0908	mg/L	0.00040	0.0908	mg/L	0.00040	0.44%
Fe 273.955	1364532.6	55.930	mg/L	0.4880	55.930	mg/L	0.4880	0.87%
Mg 279.077	574777.1	28.680	mg/L	0.2555	28.680	mg/L	0.2555	0.89%
Mn 257.610	99359.5	0.8632	mg/L	0.00630	0.8632	mg/L	0.00630	0.73%
Ni 231.604	3561.8	0.0421	mg/L	0.00014	0.0421	mg/L	0.00014	0.34%
Pb 220.353	4547.3	0.3908	mg/L	0.00178	0.3908	mg/L	0.00178	0.46%
Sb 206.836	61.5	0.0033	mg/L	0.00020	0.0033	mg/L	0.00020	6.07%
Se 196.026	-42.8	-0.0010	mg/L	0.00020	-0.0010	mg/L	0.00020	20.34%
Tl 190.801	-0.3	-0.0014	mg/L	0.00141	-0.0014	mg/L	0.00141	104.29%
V 292.402	15526.2	0.0614	mg/L	0.00023	0.0614	mg/L	0.00023	0.37%
Zn 206.200	47216.9	0.4782	mg/L	0.00468	0.4782	mg/L	0.00468	0.98%
Na 330.237	2263.4	1.5780	mg/L	0.02654	1.5780	mg/L	0.02654	1.68%
Cd 226.502	1375.9	0.0018	mg/L	0.00001	0.0018	mg/L	0.00001	0.72%
Ti 334.940	302817.9	0.3901	mg/L	0.00420	0.3901	mg/L	0.00420	1.08%
Ca 227.546	33083.8	59.813	mg/L	0.2909	59.813	mg/L	0.2909	0.49%

Sequence No.: 28

Autosampler Location: 54

Sample ID: D0609-06AMS,18367

Date Collected: 6/3/05 12:43:23 PM

Analyst:

Sample Prep Volume:

Sample Wt:

Data Type: Reprocessed on 6/6/05 9:52:31 AM,

Dilution:

Mean Data: D0609-06AMS,18367

Analyte	Mean Corrected Intensity	Conc.	Calib Units	Std.Dev.	Conc.	Sample Units	Std.Dev.	RSD
Ag 328.068	16037.6	0.0449	mg/L	0.00035	0.0449	mg/L	0.00035	0.77%
Al 308.215	1472367.7	39.927	mg/L	0.3479	39.927	mg/L	0.3479	0.87%
As 188.979	133.4	0.0745	mg/L	0.00060	0.0745	mg/L	0.00060	0.81%
Ba 233.527	210273.1	2.3667	mg/L	0.02964	2.3667	mg/L	0.02964	1.25%
Be 313.107	327936.9	0.0509	mg/L	0.00043	0.0509	mg/L	0.00043	0.84%
Co 228.616	25737.4	0.5177	mg/L	0.00463	0.5177	mg/L	0.00463	0.89%
Cr 267.716	56247.2	0.2373	mg/L	0.00235	0.2373	mg/L	0.00235	0.99%
Cu 324.752	138529.0	0.3322	mg/L	0.00436	0.3322	mg/L	0.00436	1.31%
Fe 273.955	1538832.8	63.045	mg/L	0.6079	63.045	mg/L	0.6079	0.96%
Mg 279.077	414694.5	20.717	mg/L	0.2030	20.717	mg/L	0.2030	0.98%
Mn 257.610	174459.3	1.4948	mg/L	0.01214	1.4948	mg/L	0.01214	0.81%
Ni 231.604	42355.1	0.5370	mg/L	0.00585	0.5370	mg/L	0.00585	1.09%
Pb 220.353	4758.1	0.4099	mg/L	0.00129	0.4099	mg/L	0.00129	0.31%
Sb 206.836	186.4	0.0347	mg/L	0.00141	0.0347	mg/L	0.00141	4.06%
Se 196.026	-26.3	0.0066	mg/L	0.00018	0.0066	mg/L	0.00018	2.68%
Tl 190.801	113.0	0.0496	mg/L	0.00027	0.0496	mg/L	0.00027	0.55%
V 292.402	144722.2	0.5666	mg/L	0.00598	0.5666	mg/L	0.00598	1.06%
Zn 206.200	98116.1	0.9955	mg/L	0.01300	0.9955	mg/L	0.01300	1.31%
Na 330.237	3799.0	2.5240	mg/L	0.00391	2.5240	mg/L	0.00391	0.16%
Cd 226.502	2741.5	0.0071	mg/L	0.00005	0.0071	mg/L	0.00005	0.71%
Ti 334.940	349074.1	0.4487	mg/L	0.00531	0.4487	mg/L	0.00531	1.18%
Ca 227.546	23429.9	42.018	mg/L	0.1566	42.018	mg/L	0.1566	0.37%

Sequence No.: 29

Autosampler Location: 7

Sample ID: CRI

Date Collected: 6/3/05 12:47:35 PM

Analyst:

Sample Prep Volume:

Sample Wt:

Dilution:

Data Type: Reprocessed on 6/6/05 9:52:32 AM,

-----  
Mean Data: CRI

Analyte	Mean Corrected Intensity	Calib Conc. Units	Std.Dev.	Sample Conc. Units	Std.Dev.	RSD
Ag 328.068	7820.1	0.0196 mg/L	0.00006	0.0196 mg/L	0.00006	0.28%
Al 308.215	736.6	0.0183 mg/L	0.00312	0.0183 mg/L	0.00312	17.04%
As 188.979	38.3	0.0205 mg/L	0.00012	0.0205 mg/L	0.00012	0.61%
Ba 233.527	82.3	0.0009 mg/L	0.00025	0.0009 mg/L	0.00025	28.48%
Bc 313.107	66180.3	0.0102 mg/L	0.00003	0.0102 mg/L	0.00003	0.30%
Co 228.616	5272.0	0.1065 mg/L	0.00005	0.1065 mg/L	0.00005	0.05%
Cr 267.716	4888.3	0.0207 mg/L	0.00004	0.0207 mg/L	0.00004	0.19%
Cu 324.752	22005.1	0.0519 mg/L	0.00025	0.0519 mg/L	0.00025	0.48%
Fe 273.955	680.6	0.0218 mg/L	0.00610	0.0218 mg/L	0.00610	27.97%
Mg 279.077	645.7	0.0330 mg/L	0.00808	0.0330 mg/L	0.00808	24.52%
Mn 257.610	3938.7	0.0329 mg/L	0.00018	0.0329 mg/L	0.00018	0.55%
Ni 231.604	6621.4	0.0845 mg/L	0.00053	0.0845 mg/L	0.00053	0.62%
Pb 220.353	88.7	0.0074 mg/L	0.00032	0.0074 mg/L	0.00032	4.26%
Sb 206.836	485.5	0.1299 mg/L	0.00186	0.1299 mg/L	0.00186	1.43%
Se 196.026	22.4	0.0089 mg/L	0.00044	0.0089 mg/L	0.00044	4.90%
Tl 190.801	48.8	0.0221 mg/L	0.00153	0.0221 mg/L	0.00153	6.92%
V 292.402	26456.8	0.1034 mg/L	0.00038	0.1034 mg/L	0.00038	0.37%
Zn 206.200	4919.7	0.0500 mg/L	0.00099	0.0500 mg/L	0.00099	1.98%
Na 330.237	174.2	0.1014 mg/L	0.00013	0.1014 mg/L	0.00013	0.13%
Cd 226.502	2526.4	0.0106 mg/L	0.00004	0.0106 mg/L	0.00004	0.40%
Ti 334.940	130.2	0.0002 mg/L	0.00006	0.0002 mg/L	0.00006	37.01%
Ca 227.546	34.7	0.0554 mg/L	0.03136	0.0554 mg/L	0.03136	56.64%

Sequence No.: 30

Sample ID: ICSA

Analyst:

Sample Wt:

Dilution:

Autosampler Location: 5

Date Collected: 6/3/05 12:51:44 PM

Sample Prep Volume:

Data Type: Reprocessed on 6/6/05 9:52:33 AM,

-----  
Mean Data: ICSA

Analyte	Mean Corrected Intensity	Calib Conc. Units	Std.Dev.	Sample Conc. Units	Std.Dev.	RSD
Ag 328.068	-5314.1	0.0013 mg/L	0.00113	0.0013 mg/L	0.00113	90.23%
Al 308.215	17262415.9	468.32 mg/L	2.265	468.32 mg/L	2.265	0.48%
As 188.979	48.2	-0.0056 mg/L	0.00049	-0.0056 mg/L	0.00049	8.69%
Ba 233.527	2487.6	-0.0033 mg/L	0.00021	-0.0033 mg/L	0.00021	6.28%
Be 313.107	-205.6	-0.0001 mg/L	0.00000	-0.0001 mg/L	0.00000	4.32%
Co 228.616	130.6	-0.0015 mg/L	0.00002	-0.0015 mg/L	0.00002	1.51%
Cr 267.716	206.2	0.0009 mg/L	0.00004	0.0009 mg/L	0.00004	4.66%
Cu 324.752	-6971.8	-0.0049 mg/L	0.00050	-0.0049 mg/L	0.00050	10.27%
Fe 273.955	4030081.0	165.20 mg/L	1.304	165.20 mg/L	1.304	0.79%
Mg 279.077	9030481.0	450.09 mg/L	2.110	450.09 mg/L	2.110	0.47%
Mn 257.610	-14049.1	0.0032 mg/L	0.00212	0.0032 mg/L	0.00212	66.08%
Ni 231.604	303.6	-0.0042 mg/L	0.00004	-0.0042 mg/L	0.00004	1.03%
Pb 220.353	-1398.5	0.0010 mg/L	0.00042	0.0010 mg/L	0.00042	41.52%
Sb 206.836	411.9	0.0064 mg/L	0.00015	0.0064 mg/L	0.00015	2.40%
Se 196.026	-154.8	0.0025 mg/L	0.00109	0.0025 mg/L	0.00109	44.27%
Tl 190.801	65.5	-0.0003 mg/L	0.00377	-0.0003 mg/L	0.00377	>999.9%
V 292.402	-960.9	-0.0006 mg/L	0.00008	-0.0006 mg/L	0.00008	13.79%
Zn 206.200	1785.2	0.0096 mg/L	0.00032	0.0096 mg/L	0.00032	3.36%
Na 330.237	-203.0	-0.3033 mg/L	0.00477	-0.3033 mg/L	0.00477	1.57%
Cd 226.502	3342.0	0.0036 mg/L	0.00065	0.0036 mg/L	0.00065	17.95%
Ti 334.940	-17062.2	-0.0043 mg/L	0.00026	-0.0043 mg/L	0.00026	6.04%
Ca 227.546	263372.6	479.95 mg/L	9.253	479.95 mg/L	9.253	1.93%

Sequence No.: 31

Sample ID: ICSAB

Analyst:

Sample Wt:

Dilution:

Autosampler Location: 6

Date Collected: 6/3/05 12:56:07 PM

Sample Prep Volume:

Data Type: Reprocessed on 6/6/05 9:52:34 AM,

## Mean Data: ICSAB

Analyte	Mean Corrected Intensity	Conc. Units	Calib	Std.Dev.	Conc. Units	Sample Std.Dev.	RSD
Ag 328.068	69143.4	0.1870	mg/L	0.00161	0.1870	0.00161	0.86%
Al 308.215	17381203.9	471.53	mg/L	0.963	471.53	0.963	0.20%
As 188.979	221.5	0.0889	mg/L	0.00150	0.0889	0.00150	1.69%
Ba 233.527	46384.6	0.4921	mg/L	0.00623	0.4921	0.00623	1.27%
Be 313.107	3020215.0	0.4632	mg/L	0.00105	0.4632	0.00105	0.23%
Co 228.616	21831.8	0.4369	mg/L	0.00558	0.4369	0.00558	1.28%
Cr 267.716	108541.0	0.4596	mg/L	0.00405	0.4596	0.00405	0.88%
Cu 324.752	196636.6	0.4756	mg/L	0.00315	0.4756	0.00315	0.66%
Fe 273.955	4092042.4	167.71	mg/L	0.000	167.71	0.000	0.00%
Mg 279.077	9052796.1	451.21	mg/L	0.145	451.21	0.145	0.03%
Mn 257.610	41745.7	0.4709	mg/L	0.00594	0.4709	0.00594	1.26%
Ni 231.604	67507.1	0.8539	mg/L	0.01230	0.8539	0.01230	1.44%
Pb 220.353	-903.0	0.0438	mg/L	0.00051	0.0438	0.00051	1.16%
Sb 206.836	2653.7	0.6034	mg/L	0.00142	0.6034	0.00142	0.24%
Se 196.026	-50.2	0.0447	mg/L	0.00368	0.0447	0.00368	8.23%
Tl 190.801	254.0	0.0851	mg/L	0.00130	0.0851	0.00130	1.53%
V 292.402	119865.9	0.4723	mg/L	0.00458	0.4723	0.00458	0.97%
Zn 206.200	86741.0	0.8728	mg/L	0.00029	0.8728	0.00029	0.03%
Na 330.237	2706.3	1.3820	mg/L	0.03759	1.3820	0.03759	2.72%
Cd 226.502	210845.1	0.8687	mg/L	0.00657	0.8687	0.00657	0.76%
Ti 334.940	-17304.0	-0.0044	mg/L	0.00003	-0.0044	0.00003	0.68%
Ca 227.546	268212.4	488.72	mg/L	8.479	488.72	8.479	1.73%

Sequence No.: 32

Sample ID: CCV

Analyst:

Sample Wt:

Dilution:

Autosampler Location: 3

Date Collected: 6/3/05 1:00:25 PM

Sample Prep Volume:

Data Type: Reprocessed on 6/6/05 9:52:35 AM,

## Mean Data: CCV

Analyte	Mean Corrected Intensity	Conc. Units	Calib	Std.Dev.	Conc. Units	Sample Std.Dev.	RSD
Ag 328.068	464952.8	1.1632	mg/L	0.00527	1.1632	0.00527	0.45%
Al 308.215	376919.3	10.177	mg/L	0.0267	10.177	0.0267	0.26%
As 188.979	950.1	0.5102	mg/L	0.00097	0.5102	0.00097	0.19%
Ba 233.527	966568.1	10.923	mg/L	0.0209	10.923	0.0209	0.19%
Be 313.107	1717890.0	0.2635	mg/L	0.00014	0.2635	0.00014	0.05%
Co 228.616	127987.5	2.5860	mg/L	0.00284	2.5860	0.00284	0.11%
Cr 267.716	246043.2	1.0409	mg/L	0.00924	1.0409	0.00924	0.89%
Cu 324.752	551742.4	1.3012	mg/L	0.00034	1.3012	0.00034	0.03%
Fe 273.955	130666.5	5.2013	mg/L	0.02489	5.2013	0.02489	0.48%
Mg 279.077	524530.4	26.193	mg/L	0.0401	26.193	0.0401	0.15%
Mn 257.610	310879.6	2.5997	mg/L	0.00819	2.5997	0.00819	0.31%
Ni 231.604	200529.5	2.5602	mg/L	0.00883	2.5602	0.00883	0.35%
Pb 220.353	6293.2	0.5266	mg/L	0.00014	0.5266	0.00014	0.03%
Sb 206.836	1911.8	0.5066	mg/L	0.00293	0.5066	0.00293	0.58%
Se 196.026	1275.0	0.5088	mg/L	0.00009	0.5088	0.00009	0.02%
Tl 190.801	1159.2	0.5255	mg/L	0.00004	0.5255	0.00004	0.01%
V 292.402	672766.9	2.6306	mg/L	0.00492	2.6306	0.00492	0.19%
Zn 206.200	262118.0	2.6614	mg/L	0.01249	2.6614	0.01249	0.47%
Na 330.237	42872.2	24.796	mg/L	0.2210	24.796	0.2210	0.89%
Cd 226.502	62165.5	0.2594	mg/L	0.00159	0.2594	0.00159	0.61%
Ti 334.940	-133.6	0.0007	mg/L	0.00006	0.0007	0.00006	8.78%
Ca 227.546	14277.9	25.838	mg/L	0.0043	25.838	0.0043	0.02%

Sequence No.: 33

Sample ID: CCB

Analyst:

Sample Wt:

Dilution:

Autosampler Location: 4

Date Collected: 6/3/05 1:04:37 PM

Sample Prep Volume:

Data Type: Reprocessed on 6/6/05 9:52:35 AM,

## Mean Data: CCB

Analyte	Mean Corrected Intensity	Conc. Units	Calib	Std.Dev.	Conc. Units	Sample Std.Dev.	RSD
---------	--------------------------	-------------	-------	----------	-------------	-----------------	-----



Ag 328.068	300.9	0.0008 mg/L	0.00032	0.0008 mg/L	0.00032	42.34%
Al 308.215	4019.8	0.1090 mg/L	0.02476	0.1090 mg/L	0.02476	22.70%
As 188.979	-0.8	-0.0004 mg/L	0.00005	-0.0004 mg/L	0.00005	11.44%
Ba 233.527	223.0	0.0025 mg/L	0.00021	0.0025 mg/L	0.00021	8.45%
Be 313.107	844.7	0.0001 mg/L	0.00003	0.0001 mg/L	0.00003	20.20%
Co 228.616	54.6	0.0011 mg/L	0.00008	0.0011 mg/L	0.00008	6.83%
Cr 267.716	27.8	0.0001 mg/L	0.00002	0.0001 mg/L	0.00002	20.23%
Cu 324.752	1851.9	0.0044 mg/L	0.00093	0.0044 mg/L	0.00093	21.18%
Fe 273.955	1802.4	0.0739 mg/L	0.02057	0.0739 mg/L	0.02057	27.85%
Mg 279.077	5031.3	0.2508 mg/L	0.02230	0.2508 mg/L	0.02230	8.89%
Mn 257.610	128.2	0.0011 mg/L	0.00008	0.0011 mg/L	0.00008	7.35%
Ni 231.604	129.5	0.0016 mg/L	0.00010	0.0016 mg/L	0.00010	6.37%
Pb 220.353	14.7	0.0013 mg/L	0.00037	0.0013 mg/L	0.00037	29.60%
Sb 206.836	15.3	0.0041 mg/L	0.00089	0.0041 mg/L	0.00089	21.75%
Se 196.026	-2.7	-0.0011 mg/L	0.00109	-0.0011 mg/L	0.00109	103.35%
Tl 190.801	2.3	0.0011 mg/L	0.00010	0.0011 mg/L	0.00010	9.39%
V 292.402	123.0	0.0005 mg/L	0.00021	0.0005 mg/L	0.00021	42.86%
Zn 206.200	870.8	0.0088 mg/L	0.00159	0.0088 mg/L	0.00159	18.03%
Na 330.237	-64.5	-0.0372 mg/L	0.07552	-0.0372 mg/L	0.07552	202.86%
Cd 226.502	62.0	0.0003 mg/L	0.00002	0.0003 mg/L	0.00002	6.09%
Ti 334.940	85.5	0.0001 mg/L	0.00005	0.0001 mg/L	0.00005	39.50%
Ca 227.546	93.5	0.1699 mg/L	0.06002	0.1699 mg/L	0.06002	35.32%

Sequence No.: 34

Sample ID: D0609-06ASD,18367

Analyst:

Sample Wt:

Dilution:

Autosampler Location: 55

Date Collected: 6/3/05 1:08:44 PM

Sample Prep Volume:

Data Type: Reprocessed on 6/6/05 9:52:36 AM,

Mean Data: D0609-06ASD,18367

Analyte	Mean Corrected Intensity	Conc. Units	Calib	Std.Dev.	Sample Conc. Units	Std.Dev.	RSD
Ag 328.068	-215.5	0.0006 mg/L	0.00007	0.00007	0.0006 mg/L	0.00007	10.05%
Al 308.215	293679.1	7.9659 mg/L	0.02049	0.02049	7.9659 mg/L	0.02049	0.26%
As 188.979	11.3	0.0067 mg/L	0.00002	0.00002	0.0067 mg/L	0.00002	0.26%
Ba 233.527	4424.8	0.0478 mg/L	0.00031	0.00031	0.0478 mg/L	0.00031	0.64%
Be 313.107	2011.5	0.0004 mg/L	0.00000	0.00000	0.0004 mg/L	0.00000	0.72%
Co 228.616	264.3	0.0048 mg/L	0.00003	0.00003	0.0048 mg/L	0.00003	0.55%
Cr 267.716	2039.7	0.0085 mg/L	0.00026	0.00026	0.0085 mg/L	0.00026	3.01%
Cu 324.752	6433.2	0.0165 mg/L	0.00006	0.00006	0.0165 mg/L	0.00006	0.39%
Fe 273.955	349847.8	14.340 mg/L	0.0667	0.0667	14.340 mg/L	0.0667	0.47%
Mg 279.077	94367.8	4.7110 mg/L	0.02553	0.02553	4.7110 mg/L	0.02553	0.54%
Mn 257.610	18766.8	0.1653 mg/L	0.00091	0.00091	0.1653 mg/L	0.00091	0.55%
Ni 231.604	876.7	0.0104 mg/L	0.00023	0.00023	0.0104 mg/L	0.00023	2.23%
Pb 220.353	767.7	0.0668 mg/L	0.00003	0.00003	0.0668 mg/L	0.00003	0.05%
Sb 206.836	17.9	0.0016 mg/L	0.00114	0.00114	0.0016 mg/L	0.00114	69.52%
Se 196.026	-13.7	-0.0015 mg/L	0.00100	0.00100	-0.0015 mg/L	0.00100	68.02%
Tl 190.801	0.8	0.0000 mg/L	0.00028	0.00028	0.0000 mg/L	0.00028	>999.9%
V 292.402	3539.3	0.0140 mg/L	0.00011	0.00011	0.0140 mg/L	0.00011	0.77%
Zn 206.200	10610.5	0.1075 mg/L	0.00040	0.00040	0.1075 mg/L	0.00040	0.37%
Na 330.237	392.2	0.2923 mg/L	0.08974	0.08974	0.2923 mg/L	0.08974	30.70%
Cd 226.502	340.7	0.0004 mg/L	0.00003	0.00003	0.0004 mg/L	0.00003	6.13%
Ti 334.940	66466.3	0.0854 mg/L	0.00056	0.00056	0.0854 mg/L	0.00056	0.66%
Ca 227.546	4252.0	7.5962 mg/L	0.01271	0.01271	7.5962 mg/L	0.01271	0.17%

Sequence No.: 35

Sample ID: D0609-06APDS,18367

Analyst:

Sample Wt:

Dilution:

Autosampler Location: 56

Date Collected: 6/3/05 1:12:45 PM

Sample Prep Volume:

Data Type: Reprocessed on 6/6/05 9:52:37 AM,

Mean Data: D0609-06APDS,18367

Analyte	Mean Corrected Intensity	Conc. Units	Calib	Std.Dev.	Sample Conc. Units	Std.Dev.	RSD
Ag 328.068	-1720.6	0.0012 mg/L	0.00014	0.00014	0.0012 mg/L	0.00014	12.26%
Al 308.215	1405825.8	38.132 mg/L	0.0400	0.0400	38.132 mg/L	0.0400	0.10%
As 188.979	55.4	0.0325 mg/L	0.00070	0.00070	0.0325 mg/L	0.00070	2.14%

Ba 233.527	20694.4	0.2236 mg/L	0.00070	0.2236 mg/L	0.00070	0.31%
Be 313.107	13981.3	0.0027 mg/L	0.00000	0.0027 mg/L	0.00000	0.05%
Co 228.616	1629.6	0.0306 mg/L	0.00014	0.0306 mg/L	0.00014	0.47%
Cr 267.716	10068.5	0.0421 mg/L	0.00009	0.0421 mg/L	0.00009	0.21%
Cu 324.752	33695.9	0.0856 mg/L	0.00088	0.0856 mg/L	0.00088	1.02%
Fe 273.955	1622842.4	66.518 mg/L	0.0164	66.518 mg/L	0.0164	0.02%
Mg 279.077	428623.2	21.399 mg/L	0.0110	21.399 mg/L	0.0110	0.05%
Mn 257.610	88658.4	0.7802 mg/L	0.00105	0.7802 mg/L	0.00105	0.14%
Ni 231.604	4420.8	0.0525 mg/L	0.00028	0.0525 mg/L	0.00028	0.53%
Pb 220.353	3648.7	0.3174 mg/L	0.00084	0.3174 mg/L	0.00084	0.26%
Sb 206.836	115.7	0.0161 mg/L	0.00038	0.0161 mg/L	0.00038	2.34%
Se 196.026	-45.5	0.0004 mg/L	0.00171	0.0004 mg/L	0.00171	481.38%
Tl 190.801	5.1	0.0006 mg/L	0.00144	0.0006 mg/L	0.00144	239.78%
V 292.402	19027.0	0.0751 mg/L	0.00028	0.0751 mg/L	0.00028	0.37%
Zn 206.200	50112.4	0.5080 mg/L	0.00091	0.5080 mg/L	0.00091	0.18%
Na 330.237	2152.1	1.5563 mg/L	0.00431	1.5563 mg/L	0.00431	0.28%
Cd 226.502	1786.8	0.0028 mg/L	0.00000	0.0028 mg/L	0.00000	0.07%
Ti 334.940	320179.7	0.4115 mg/L	0.00045	0.4115 mg/L	0.00045	0.11%
Ca 227.546	20283.8	36.260 mg/L	0.0936	36.260 mg/L	0.0936	0.26%

Sequence No.: 36  
Sample ID: D0609-07A,18367  
Analyst:  
Sample Wt:  
Dilution:

Autosampler Location: 57  
Date Collected: 6/3/05 1:16:50 PM  
Sample Prep Volume:  
Data Type: Reprocessed on 6/6/05 9:52:38 AM,

## Mean Data: D0609-07A,18367

	Mean Corrected	Calib		Sample		
Analyte	Intensity	Conc. Units	Std.Dev.	Conc. Units	Std.Dev.	RSD
Ag 328.068	-1731.6	-0.0038 mg/L	0.00007	-0.0038 mg/L	0.00007	1.87%
Al 308.215	1222173.7	33.149 mg/L	0.0665	33.149 mg/L	0.0665	0.20%
As 188.979	95.1	0.0542 mg/L	0.00051	0.0542 mg/L	0.00051	0.94%
Ba 233.527	55177.6	0.6131 mg/L	0.00024	0.6131 mg/L	0.00024	0.04%
Be 313.107	6370.2	0.0016 mg/L	0.00001	0.0016 mg/L	0.00001	0.54%
Co 228.616	1389.6	0.0257 mg/L	0.00010	0.0257 mg/L	0.00010	0.39%
Cr 267.716	10994.1	0.0456 mg/L	0.00002	0.0456 mg/L	0.00002	0.04%
Cu 324.752	263647.3	0.6284 mg/L	0.00218	0.6284 mg/L	0.00218	0.35%
Fe 273.955	1644020.0	67.386 mg/L	0.0120	67.386 mg/L	0.0120	0.02%
Mg 279.077	351667.7	17.570 mg/L	0.0021	17.570 mg/L	0.0021	0.01%
Mn 257.610	125274.6	1.0859 mg/L	0.00293	1.0859 mg/L	0.00293	0.27%
Ni 231.604	4506.9	0.0535 mg/L	0.00013	0.0535 mg/L	0.00013	0.24%
Pb 220.353	20692.2	1.7298 mg/L	0.00002	1.7298 mg/L	0.00002	0.00%
Sb 206.836	89.4	0.0099 mg/L	0.00010	0.0099 mg/L	0.00010	0.99%
Se 196.026	-46.5	0.0004 mg/L	0.00029	0.0004 mg/L	0.00029	75.60%
Tl 190.801	1.2	-0.0001 mg/L	0.00039	-0.0001 mg/L	0.00039	589.22%
V 292.402	15960.4	0.0632 mg/L	0.00022	0.0632 mg/L	0.00022	0.35%
Zn 206.200	254455.6	2.5817 mg/L	0.01578	2.5817 mg/L	0.01578	0.61%
Na 330.237	9094.7	5.5775 mg/L	0.06089	5.5775 mg/L	0.06089	1.09%
Cd 226.502	2230.1	0.0045 mg/L	0.00002	0.0045 mg/L	0.00002	0.35%
Ti 334.940	340850.5	0.4391 mg/L	0.00067	0.4391 mg/L	0.00067	0.15%
Ca 227.546	36992.7	66.806 mg/L	0.1636	66.806 mg/L	0.1636	0.24%

Sequence No.: 37  
Sample ID: D0609-15A,18367  
Analyst:  
Sample Wt:  
Dilution:

Autosampler Location: 58  
Date Collected: 6/3/05 1:20:57 PM  
Sample Prep Volume:  
Data Type: Reprocessed on 6/6/05 9:52:38 AM,

## Mean Data: D0609-15A,18367

Analyte	Mean Corrected	Calib		Std.Dev.	Sample		RSD	
	Intensity	Conc.	Units		Conc.	Units		Std.Dev.
Ag 328.068	-3871.5	0.0035	mg/L	0.00001	0.0035	mg/L	0.00001	0.39%
Al 308.215	1691421.6	45.878	mg/L	0.1729	45.878	mg/L	0.1729	0.38%
As 188.979	83.4	0.0516	mg/L	0.00191	0.0516	mg/L	0.00191	3.69%
Ba 233.527	24055.9	0.2548	mg/L	0.00156	0.2548	mg/L	0.00156	0.61%
Be 313.107	15146.2	0.0032	mg/L	0.00001	0.0032	mg/L	0.00001	0.44%
Co 228.616	1408.3	0.0246	mg/L	0.00014	0.0246	mg/L	0.00014	0.55%

Cr 267.716	17219.1	0.0723 mg/L	0.00061	0.0723 mg/L	0.00061	0.85%
Cu 324.752	63861.1	0.1620 mg/L	0.00192	0.1620 mg/L	0.00192	1.18%
Fe 273.955	2774533.4	113.72 mg/L	0.158	113.72 mg/L	0.158	0.14%
Mg 279.077	243505.5	12.192 mg/L	0.0009	12.192 mg/L	0.0009	0.01%
Mn 257.610	95346.2	0.8635 mg/L	0.00115	0.8635 mg/L	0.00115	0.13%
Ni 231.604	5030.1	0.0576 mg/L	0.00015	0.0576 mg/L	0.00015	0.26%
Pb 220.353	544.4	0.0661 mg/L	0.00036	0.0661 mg/L	0.00036	0.54%
Sb 206.836	96.8	0.0040 mg/L	0.00015	0.0040 mg/L	0.00015	3.86%
Se 196.026	-86.4	-0.0040 mg/L	0.00036	-0.0040 mg/L	0.00036	9.17%
Tl 190.801	5.7	0.0000 mg/L	0.00009	0.0000 mg/L	0.00009	>999.9%
V 292.402	29082.5	0.1149 mg/L	0.00020	0.1149 mg/L	0.00020	0.17%
Zn 206.200	23315.6	0.2363 mg/L	0.00466	0.2363 mg/L	0.00466	1.97%
Na 330.237	783.0	0.9844 mg/L	0.04671	0.9844 mg/L	0.04671	4.74%
Cd 226.502	2161.6	0.0009 mg/L	0.00007	0.0009 mg/L	0.00007	7.42%
Ti 334.940	498156.1	0.6386 mg/L	0.00559	0.6386 mg/L	0.00559	0.88%
Ca 227.546	7457.6	12.188 mg/L	0.0001	12.188 mg/L	0.0001	0.00%

Sequence No.: 38

Sample ID: D0609-16A,18367

Analyst:

Sample Wt:

Dilution:

Autosampler Location: 59

Date Collected: 6/3/05 1:25:03 PM

Sample Prep Volume:

Data Type: Reprocessed on 6/6/05 9:52:39 AM,

Mean Data: D0609-16A,18367

Analyte	Mean Corrected Intensity	Conc. Units	Calib	Std.Dev.	Sample Conc. Units	Std.Dev.	RSD
Ag 328.068	-1592.4	-0.0375 mg/L	0.00005	0.00005	-0.0375 mg/L	0.00005	0.14%
Al 308.215	730721.6	19.810 mg/L	0.0895	0.0895	19.810 mg/L	0.0895	0.45%
As 188.979	28.0	0.0183 mg/L	0.00110	0.00110	0.0183 mg/L	0.00110	5.99%
Ba 233.527	11405.8	0.1185 mg/L	0.00026	0.00026	0.1185 mg/L	0.00026	0.22%
Be 313.107	5927.5	0.0014 mg/L	0.00001	0.00001	0.0014 mg/L	0.00001	0.82%
Co 228.616	1273.8	0.0237 mg/L	0.00012	0.00012	0.0237 mg/L	0.00012	0.52%
Cr 267.716	8981.5	0.0363 mg/L	0.00013	0.00013	0.0363 mg/L	0.00013	0.35%
Cu 324.752	23033.8	0.0567 mg/L	0.00015	0.00015	0.0567 mg/L	0.00015	0.27%
Fe 273.955	1364225.5	55.919 mg/L	0.1068	0.1068	55.919 mg/L	0.1068	0.19%
Mg 279.077	387493.1	19.385 mg/L	0.0089	0.0089	19.385 mg/L	0.0089	0.05%
Mn 257.610	359764.9	3.0351 mg/L	0.00653	0.00653	3.0351 mg/L	0.00653	0.22%
Ni 231.604	4865.3	0.0588 mg/L	0.00020	0.00020	0.0588 mg/L	0.00020	0.34%
Pb 220.353	14.6	0.0158 mg/L	0.00035	0.00035	0.0158 mg/L	0.00035	2.23%
Sb 206.836	46.7	0.0030 mg/L	0.00110	0.00110	0.0030 mg/L	0.00110	36.90%
Se 196.026	-45.2	0.0005 mg/L	0.00154	0.00154	0.0005 mg/L	0.00154	286.73%
Tl 190.801	-8.3	0.0019 mg/L	0.00039	0.00039	0.0019 mg/L	0.00039	20.93%
V 292.402	10199.6	0.0407 mg/L	0.00028	0.00028	0.0407 mg/L	0.00028	0.69%
Zn 206.200	12385.7	0.1229 mg/L	0.00001	0.00001	0.1229 mg/L	0.00001	0.01%
Na 330.237	1234.2	0.8354 mg/L	0.04093	0.04093	0.8354 mg/L	0.04093	4.90%
Cd 226.502	1299.2	0.0014 mg/L	0.00000	0.00000	0.0014 mg/L	0.00000	0.12%
Ti 334.940	287930.7	0.3797 mg/L	0.00148	0.00148	0.3797 mg/L	0.00148	0.39%
Ca 227.546	163311.7	298.04 mg/L	1.412	1.412	298.04 mg/L	1.412	0.47%

Sequence No.: 39

Sample ID: D0623-01B,18367

Analyst:

Sample Wt:

Dilution:

Autosampler Location: 60

Date Collected: 6/3/05 1:29:08 PM

Sample Prep Volume:

Data Type: Reprocessed on 6/6/05 9:52:40 AM,

Mean Data: D0623-01B,18367

Analyte	Mean Corrected Intensity	Conc. Units	Calib	Std.Dev.	Sample Conc. Units	Std.Dev.	RSD
Ag 328.068	42486.5	0.0919 mg/L	0.00019	0.00019	0.0919 mg/L	0.00019	0.21%
Al 308.215	946837.7	25.675 mg/L	0.0362	0.0362	25.675 mg/L	0.0362	0.14%
As 188.979	58.2	0.0357 mg/L	0.00297	0.00297	0.0357 mg/L	0.00297	8.32%
Ba 233.527	68065.4	0.7591 mg/L	0.00082	0.00082	0.7591 mg/L	0.00082	0.11%
Be 313.107	5389.8	0.0015 mg/L	0.00001	0.00001	0.0015 mg/L	0.00001	0.54%
Co 228.616	1596.7	0.0300 mg/L	0.00006	0.00006	0.0300 mg/L	0.00006	0.21%
Cr 267.716	111414.0	0.4707 mg/L	0.00005	0.00005	0.4707 mg/L	0.00005	0.01%
Cu 324.752	273802.6	0.6499 mg/L	0.00811	0.00811	0.6499 mg/L	0.00811	1.25%
Fe 273.955	1415625.9	58.024 mg/L	0.0680	0.0680	58.024 mg/L	0.0680	0.12%

Mg 279.077	1671403.7	83.352 mg/L	0.1751	83.352 mg/L	0.1751	0.21%
Mn 257.610	229218.4	1.9470 mg/L	0.00217	1.9470 mg/L	0.00217	0.11%
Ni 231.604	7049.5	0.0863 mg/L	0.00032	0.0863 mg/L	0.00032	0.38%
Pb 220.353	18414.7	1.5406 mg/L	0.00070	1.5406 mg/L	0.00070	0.05%
Sb 206.836	76.5	0.0063 mg/L	0.00084	0.0063 mg/L	0.00084	13.32%
Se 196.026	-43.3	0.0010 mg/L	0.00132	0.0010 mg/L	0.00132	128.31%
Tl 190.801	-3.8	0.0002 mg/L	0.00107	0.0002 mg/L	0.00107	628.04%
V 292.402	18625.2	0.0744 mg/L	0.00034	0.0744 mg/L	0.00034	0.45%
Zn 206.200	195036.4	1.9765 mg/L	0.01541	1.9765 mg/L	0.01541	0.78%
Na 330.237	6602.2	4.1089 mg/L	0.02100	4.1089 mg/L	0.02100	0.51%
Cd 226.502	3703.1	0.0113 mg/L	0.00003	0.0113 mg/L	0.00003	0.27%
Ti 334.940	414627.5	0.5379 mg/L	0.00043	0.5379 mg/L	0.00043	0.08%
Ca 227.546	102555.2	186.86 mg/L	0.076	186.86 mg/L	0.076	0.04%

Sequence No.: 40

Sample ID: D0623-01BDUP,18367

Analyst:

Sample Wt:

Dilution:

Autosampler Location: 61

Date Collected: 6/3/05 1:33:15 PM

Sample Prep Volume:

Data Type: Reprocessed on 6/6/05 9:52:41 AM,

Mean Data: D0623-01BDUP,18367

Analyte	Mean Corrected Intensity	Conc. Units	Std.Dev.	Sample Conc. Units	Std.Dev.	RSD
Ag 328.068	30263.3	0.0640 mg/L	0.00023	0.0640 mg/L	0.00023	0.36%
Al 308.215	929165.9	25.196 mg/L	0.3555	25.196 mg/L	0.3555	1.41%
As 188.979	54.3	0.0338 mg/L	0.00336	0.0338 mg/L	0.00336	9.95%
Ba 233.527	71450.0	0.7975 mg/L	0.00791	0.7975 mg/L	0.00791	0.99%
Be 313.107	5657.3	0.0015 mg/L	0.00002	0.0015 mg/L	0.00002	1.15%
Co 228.616	1601.9	0.0302 mg/L	0.00000	0.0302 mg/L	0.00000	0.01%
Cr 267.716	111636.4	0.4716 mg/L	0.00653	0.4716 mg/L	0.00653	1.38%
Cu 324.752	266789.8	0.6335 mg/L	0.01330	0.6335 mg/L	0.01330	2.10%
Fe 273.955	1417384.1	58.096 mg/L	0.6149	58.096 mg/L	0.6149	1.06%
Mg 279.077	1499380.1	74.781 mg/L	0.6896	74.781 mg/L	0.6896	0.92%
Mn 257.610	241815.6	2.0524 mg/L	0.02321	2.0524 mg/L	0.02321	1.13%
Ni 231.604	6464.4	0.0789 mg/L	0.00025	0.0789 mg/L	0.00025	0.31%
Pb 220.353	17178.9	1.4377 mg/L	0.00789	1.4377 mg/L	0.00789	0.55%
Sb 206.836	77.9	0.0068 mg/L	0.00024	0.0068 mg/L	0.00024	3.57%
Se 196.026	-45.7	-0.0004 mg/L	0.00095	-0.0004 mg/L	0.00095	217.30%
Tl 190.801	-4.2	0.0000 mg/L	0.00102	0.0000 mg/L	0.00102	>999.9%
V 292.402	18319.3	0.0732 mg/L	0.00109	0.0732 mg/L	0.00109	1.49%
Zn 206.200	201969.7	2.0473 mg/L	0.02825	2.0473 mg/L	0.02825	1.38%
Na 330.237	6922.0	4.2759 mg/L	0.04865	4.2759 mg/L	0.04865	1.14%
Cd 226.502	3752.2	0.0115 mg/L	0.00002	0.0115 mg/L	0.00002	0.21%
Ti 334.940	372794.6	0.4835 mg/L	0.00645	0.4835 mg/L	0.00645	1.33%
Ca 227.546	90076.2	164.03 mg/L	2.768	164.03 mg/L	2.768	1.69%

Sequence No.: 41

Sample ID: D0623-01BMS,18367

Analyst:

Sample Wt:

Dilution:

Autosampler Location: 62

Date Collected: 6/3/05 1:37:24 PM

Sample Prep Volume:

Data Type: Reprocessed on 6/6/05 9:52:42 AM,

Mean Data: D0623-01BMS,18367

Analyte	Mean Corrected Intensity	Conc. Units	Std.Dev.	Sample Conc. Units	Std.Dev.	RSD
Ag 328.068	48979.7	0.1122 mg/L	0.00050	0.1122 mg/L	0.00050	0.44%
Al 308.215	1060725.1	28.755 mg/L	0.2160	28.755 mg/L	0.2160	0.75%
As 188.979	123.7	0.0719 mg/L	0.00141	0.0719 mg/L	0.00141	1.96%
Ba 233.527	257267.7	2.8971 mg/L	0.02277	2.8971 mg/L	0.02277	0.79%
Be 313.107	334573.9	0.0519 mg/L	0.00036	0.0519 mg/L	0.00036	0.70%
Co 228.616	25676.7	0.5166 mg/L	0.00217	0.5166 mg/L	0.00217	0.42%
Cr 267.716	162937.8	0.6886 mg/L	0.00566	0.6886 mg/L	0.00566	0.82%
Cu 324.752	380872.0	0.9028 mg/L	0.01358	0.9028 mg/L	0.01358	1.50%
Fe 273.955	1511510.1	61.924 mg/L	0.4082	61.924 mg/L	0.4082	0.66%
Mg 279.077	1489302.4	74.291 mg/L	0.5117	74.291 mg/L	0.5117	0.69%
Mn 257.610	311043.8	2.6330 mg/L	0.01671	2.6330 mg/L	0.01671	0.63%
Ni 231.604	45034.4	0.5713 mg/L	0.00406	0.5713 mg/L	0.00406	0.71%

Pb 220.353	17688.9	1.4813 mg/L	0.00156	1.4813 mg/L	0.00156	0.11%
Sb 206.836	262.0	0.0544 mg/L	0.00224	0.0544 mg/L	0.00224	4.12%
Se 196.026	-20.3	0.0102 mg/L	0.00014	0.0102 mg/L	0.00014	1.34%
Tl 190.801	109.3	0.0511 mg/L	0.00002	0.0511 mg/L	0.00002	0.04%
V 292.402	149142.2	0.5848 mg/L	0.00394	0.5848 mg/L	0.00394	0.67%
Zn 206.200	240013.8	2.4339 mg/L	0.02634	2.4339 mg/L	0.02634	1.08%
Na 330.237	8193.7	5.0048 mg/L	0.10541	5.0048 mg/L	0.10541	2.11%
Cd 226.502	4949.7	0.0164 mg/L	0.00005	0.0164 mg/L	0.00005	0.29%
Ti 334.940	351603.8	0.4562 mg/L	0.00477	0.4562 mg/L	0.00477	1.05%
Ca 227.546	88669.7	161.36 mg/L	0.837	161.36 mg/L	0.837	0.52%

Sequence No.: 42

Sample ID: D0623-01BSD,18367

Analyst:

Sample Wt:

Dilution:

Autosampler Location: 63

Date Collected: 6/3/05 1:41:33 PM

Sample Prep Volume:

Data Type: Reprocessed on 6/6/05 9:52:42 AM,

Mean Data: D0623-01BSD,18367

Analyte	Mean Corrected Intensity	Calib Conc. Units	Std.Dev.	Sample Conc. Units	Std.Dev.	RSD
Ag 328.068	8965.4	0.0196 mg/L	0.00005	0.0196 mg/L	0.00005	0.24%
Al 308.215	190773.6	5.1731 mg/L	0.00603	5.1731 mg/L	0.00603	0.12%
As 188.979	10.5	0.0067 mg/L	0.00073	0.0067 mg/L	0.00073	11.02%
Ba 233.527	14524.1	0.1620 mg/L	0.00057	0.1620 mg/L	0.00057	0.35%
Be 313.107	1183.9	0.0003 mg/L	0.00000	0.0003 mg/L	0.00000	0.43%
Co 228.616	350.7	0.0066 mg/L	0.00006	0.0066 mg/L	0.00006	0.89%
Cr 267.716	23561.6	0.0995 mg/L	0.00042	0.0995 mg/L	0.00042	0.43%
Cu 324.752	56103.8	0.1332 mg/L	0.00046	0.1332 mg/L	0.00046	0.34%
Fe 273.955	304680.1	12.488 mg/L	0.0143	12.488 mg/L	0.0143	0.11%
Mg 279.077	359673.3	17.937 mg/L	0.0229	17.937 mg/L	0.0229	0.13%
Mn 257.610	48568.7	0.4126 mg/L	0.00022	0.4126 mg/L	0.00022	0.05%
Ni 231.604	1558.4	0.0191 mg/L	0.00000	0.0191 mg/L	0.00000	0.01%
Pb 220.353	3958.2	0.3310 mg/L	0.00123	0.3310 mg/L	0.00123	0.37%
Sb 206.836	17.2	0.0016 mg/L	0.00099	0.0016 mg/L	0.00099	61.08%
Se 196.026	-14.5	-0.0019 mg/L	0.00026	-0.0019 mg/L	0.00026	13.93%
Tl 190.801	-5.4	-0.0021 mg/L	0.00037	-0.0021 mg/L	0.00037	17.79%
V 292.402	3867.6	0.0155 mg/L	0.00007	0.0155 mg/L	0.00007	0.46%
Zn 206.200	42535.2	0.4311 mg/L	0.00116	0.4311 mg/L	0.00116	0.27%
Na 330.237	1252.8	0.7851 mg/L	0.01405	0.7851 mg/L	0.01405	1.79%
Cd 226.502	793.3	0.0024 mg/L	0.00000	0.0024 mg/L	0.00000	0.12%
Ti 334.940	84885.2	0.1101 mg/L	0.00020	0.1101 mg/L	0.00020	0.18%
Ca 227.546	20863.4	38.004 mg/L	0.0551	38.004 mg/L	0.0551	0.14%

Sequence No.: 43

Sample ID: CCV

Analyst:

Sample Wt:

Dilution:

Autosampler Location: 3

Date Collected: 6/3/05 1:45:38 PM

Sample Prep Volume:

Data Type: Reprocessed on 6/6/05 9:52:43 AM,

Mean Data: CCV

Analyte	Mean Corrected Intensity	Calib Conc. Units	Std.Dev.	Sample Conc. Units	Std.Dev.	RSD
Ag 328.068	468397.0	1.1718 mg/L	0.00510	1.1718 mg/L	0.00510	0.44%
Al 308.215	370129.0	9.9935 mg/L	0.07804	9.9935 mg/L	0.07804	0.78%
As 188.979	933.4	0.5013 mg/L	0.00054	0.5013 mg/L	0.00054	0.11%
Ba 233.527	954598.0	10.788 mg/L	0.0606	10.788 mg/L	0.0606	0.56%
Be 313.107	1693851.4	0.2598 mg/L	0.00120	0.2598 mg/L	0.00120	0.46%
Co 228.616	127229.6	2.5707 mg/L	0.00902	2.5707 mg/L	0.00902	0.35%
Cr 267.716	244255.8	1.0333 mg/L	0.00284	1.0333 mg/L	0.00284	0.27%
Cu 324.752	544204.1	1.2833 mg/L	0.00603	1.2833 mg/L	0.00603	0.47%
Fe 273.955	128277.6	5.1057 mg/L	0.01904	5.1057 mg/L	0.01904	0.37%
Mg 279.077	515293.8	25.732 mg/L	0.0512	25.732 mg/L	0.0512	0.20%
Mn 257.610	309589.6	2.5888 mg/L	0.00881	2.5888 mg/L	0.00881	0.34%
Ni 231.604	199851.1	2.5515 mg/L	0.00840	2.5515 mg/L	0.00840	0.33%
Pb 220.353	6243.6	0.5224 mg/L	0.00193	0.5224 mg/L	0.00193	0.37%
Sb 206.836	1876.2	0.4971 mg/L	0.00519	0.4971 mg/L	0.00519	1.04%
Se 196.026	1252.5	0.4998 mg/L	0.00179	0.4998 mg/L	0.00179	0.36%

Tl 190.801	1144.3	0.5188 mg/L	0.00351	0.5188 mg/L	0.00351	0.68%
V 292.402	663074.2	2.5927 mg/L	0.01519	2.5927 mg/L	0.01519	0.59%
Zn 206.200	260195.7	2.6419 mg/L	0.00452	2.6419 mg/L	0.00452	0.17%
Na 330.237	42610.6	24.645 mg/L	0.2150	24.645 mg/L	0.2150	0.87%
Cd 226.502	61541.9	0.2568 mg/L	0.00092	0.2568 mg/L	0.00092	0.36%
Ti 334.940	-117.5	0.0007 mg/L	0.00005	0.0007 mg/L	0.00005	8.20%
Ca 227.546	13974.5	25.286 mg/L	0.0017	25.286 mg/L	0.0017	0.01%

Sequence No.: 44

Sample ID: CCB

Analyst:

Sample Wt:

Dilution:

Autosampler Location: 4

Date Collected: 6/3/05 1:49:51 PM

Sample Prep Volume:

Data Type: Reprocessed on 6/6/05 9:52:44 AM,

Mean Data: CCB

Analyte	Mean Corrected Intensity	Conc. Units	Calib	Std.Dev.	Sample Conc. Units	Std.Dev.	RSD
Ag 328.068	370.2	0.0009 mg/L	0.00051	0.00051	0.0009 mg/L	0.00051	55.10%
Al 308.215	917.4	0.0249 mg/L	0.00240	0.00240	0.0249 mg/L	0.00240	9.64%
As 188.979	-1.8	-0.0010 mg/L	0.00108	0.00108	-0.0010 mg/L	0.00108	109.43%
Ba 233.527	362.0	0.0041 mg/L	0.00257	0.00257	0.0041 mg/L	0.00257	62.92%
Be 313.107	764.3	0.0001 mg/L	0.00011	0.00011	0.0001 mg/L	0.00011	92.66%
Co 228.616	61.7	0.0012 mg/L	0.00066	0.00066	0.0012 mg/L	0.00066	52.94%
Cr 267.716	93.7	0.0004 mg/L	0.00042	0.00042	0.0004 mg/L	0.00042	105.64%
Cu 324.752	2781.5	0.0066 mg/L	0.00086	0.00086	0.0066 mg/L	0.00086	13.11%
Fe 273.955	443.0	0.0181 mg/L	0.00000	0.00000	0.0181 mg/L	0.00000	0.02%
Mg 279.077	1247.5	0.0622 mg/L	0.00537	0.00537	0.0622 mg/L	0.00537	8.63%
Mn 257.610	215.1	0.0018 mg/L	0.00059	0.00059	0.0018 mg/L	0.00059	32.81%
Ni 231.604	121.1	0.0015 mg/L	0.00059	0.00059	0.0015 mg/L	0.00059	38.44%
Pb 220.353	19.5	0.0016 mg/L	0.00059	0.00059	0.0016 mg/L	0.00059	36.63%
Sb 206.836	18.8	0.0050 mg/L	0.00210	0.00210	0.0050 mg/L	0.00210	41.71%
Se 196.026	3.6	0.0015 mg/L	0.00145	0.00145	0.0015 mg/L	0.00145	99.81%
Tl 190.801	0.2	0.0001 mg/L	0.00185	0.00185	0.0001 mg/L	0.00185	>999.9%
V 292.402	299.8	0.0012 mg/L	0.00096	0.00096	0.0012 mg/L	0.00096	81.57%
Zn 206.200	1349.4	0.0137 mg/L	0.00245	0.00245	0.0137 mg/L	0.00245	17.86%
Na 330.237	167.8	0.0971 mg/L	0.01902	0.01902	0.0971 mg/L	0.01902	19.58%
Cd 226.502	29.2	0.0001 mg/L	0.00005	0.00005	0.0001 mg/L	0.00005	44.17%
Ti 334.940	47.2	0.0001 mg/L	0.00007	0.00007	0.0001 mg/L	0.00007	109.10%
Ca 227.546	33.2	0.0603 mg/L	0.01569	0.01569	0.0603 mg/L	0.01569	26.03%

Sequence No.: 45

Sample ID: D0623-01BPDS,18367

Analyst:

Sample Wt:

Dilution:

Autosampler Location: 64

Date Collected: 6/3/05 1:53:58 PM

Sample Prep Volume:

Data Type: Reprocessed on 6/6/05 9:52:45 AM,

Mean Data: D0623-01BPDS,18367

Analyte	Mean Corrected Intensity	Conc. Units	Calib	Std.Dev.	Sample Conc. Units	Std.Dev.	RSD
Ag 328.068	41970.6	0.0909 mg/L	0.00038	0.00038	0.0909 mg/L	0.00038	0.42%
Al 308.215	929172.0	25.196 mg/L	0.0722	0.0722	25.196 mg/L	0.0722	0.29%
As 188.979	62.7	0.0380 mg/L	0.00161	0.00161	0.0380 mg/L	0.00161	4.23%
Ba 233.527	66756.5	0.7445 mg/L	0.00118	0.00118	0.7445 mg/L	0.00118	0.16%
Be 313.107	11853.0	0.0025 mg/L	0.00000	0.00000	0.0025 mg/L	0.00000	0.11%
Co 228.616	2067.1	0.0395 mg/L	0.00005	0.00005	0.0395 mg/L	0.00005	0.13%
Cr 267.716	109845.5	0.4640 mg/L	0.00180	0.00180	0.4640 mg/L	0.00180	0.39%
Cu 324.752	274147.7	0.6507 mg/L	0.00764	0.00764	0.6507 mg/L	0.00764	1.17%
Fe 273.955	1389722.0	56.961 mg/L	0.2107	0.2107	56.961 mg/L	0.2107	0.37%
Mg 279.077	1642542.6	81.913 mg/L	0.4126	0.4126	81.913 mg/L	0.4126	0.50%
Mn 257.610	225964.3	1.9192 mg/L	0.00776	0.00776	1.9192 mg/L	0.00776	0.40%
Ni 231.604	7576.5	0.0931 mg/L	0.00004	0.00004	0.0931 mg/L	0.00004	0.05%
Pb 220.353	18131.3	1.5168 mg/L	0.00411	0.00411	1.5168 mg/L	0.00411	0.27%
Sb 206.836	128.0	0.0204 mg/L	0.00178	0.00178	0.0204 mg/L	0.00178	8.75%
Se 196.026	-40.6	0.0018 mg/L	0.00070	0.00070	0.0018 mg/L	0.00070	39.03%
Tl 190.801	1.4	0.0025 mg/L	0.00049	0.00049	0.0025 mg/L	0.00049	19.81%
V 292.402	20882.1	0.0832 mg/L	0.00021	0.00021	0.0832 mg/L	0.00021	0.26%
Zn 206.200	191538.6	1.9411 mg/L	0.01699	0.01699	1.9411 mg/L	0.01699	0.88%

Na 330.237	6563.4	4.0796 mg/L	0.02082	4.0796 mg/L	0.02082	0.51%
Cd 226.502	3878.7	0.0122 mg/L	0.00001	0.0122 mg/L	0.00001	0.05%
Ti 334.940	405103.3	0.5256 mg/L	0.00067	0.5256 mg/L	0.00067	0.13%
Ca 227.546	100926.1	183.89 mg/L	0.765	183.89 mg/L	0.765	0.42%

Sequence No.: 46

Sample ID: D0623-02B,18367

Analyst:

Sample Wt:

Dilution:

Autosampler Location: 65

Date Collected: 6/3/05 1:58:07 PM

Sample Prep Volume:

Data Type: Reprocessed on 6/6/05 9:52:46 AM,

## Mean Data: D0623-02B,18367

Analyte	Mean Corrected	Calib	Std.Dev.	Sample	Std.Dev.	RSD
	Intensity	Conc. Units		Conc. Units		
Ag 328.068	-635.5	0.0082 mg/L	0.00018	0.0082 mg/L	0.00018	2.25%
Al 308.215	1324239.2	35.917 mg/L	0.5092	35.917 mg/L	0.5092	1.42%
As 188.979	97.6	0.0585 mg/L	0.00089	0.0585 mg/L	0.00089	1.52%
Ba 233.527	32024.3	0.3472 mg/L	0.00409	0.3472 mg/L	0.00409	1.18%
Be 313.107	7811.2	0.0018 mg/L	0.00002	0.0018 mg/L	0.00002	1.10%
Co 228.616	1287.6	0.0228 mg/L	0.00002	0.0228 mg/L	0.00002	0.07%
Cr 267.716	13670.8	0.0571 mg/L	0.00061	0.0571 mg/L	0.00061	1.07%
Cu 324.752	85677.7	0.2117 mg/L	0.00054	0.2117 mg/L	0.00054	0.25%
Fe 273.955	2392271.1	98.057 mg/L	1.0183	98.057 mg/L	1.0183	1.04%
Mg 279.077	159893.2	8.0242 mg/L	0.04874	8.0242 mg/L	0.04874	0.61%
Mn 257.610	135215.4	1.1868 mg/L	0.01209	1.1868 mg/L	0.01209	1.02%
Ni 231.604	4415.7	0.0508 mg/L	0.00010	0.0508 mg/L	0.00010	0.21%
Pb 220.353	16128.3	1.3542 mg/L	0.00093	1.3542 mg/L	0.00093	0.07%
Sb 206.836	86.9	0.0050 mg/L	0.00017	0.0050 mg/L	0.00017	3.46%
Se 196.026	-64.1	0.0005 mg/L	0.00129	0.0005 mg/L	0.00129	262.14%
Tl 190.801	1.9	-0.0003 mg/L	0.00095	-0.0003 mg/L	0.00095	278.42%
V 292.402	18945.3	0.0752 mg/L	0.00080	0.0752 mg/L	0.00080	1.06%
Zn 206.200	124126.2	1.2595 mg/L	0.00577	1.2595 mg/L	0.00577	0.46%
Na 330.237	4010.5	2.7299 mg/L	0.02672	2.7299 mg/L	0.02672	0.98%
Cd 226.502	2806.8	0.0047 mg/L	0.00004	0.0047 mg/L	0.00004	0.84%
Ti 334.940	369631.0	0.4742 mg/L	0.00605	0.4742 mg/L	0.00605	1.28%
Ca 227.546	10538.5	18.022 mg/L	0.0368	18.022 mg/L	0.0368	0.20%

Sequence No.: 47

Sample ID: D0623-03B,18367

Analyst:

Sample Wt:

Dilution:

Autosampler Location: 66

Date Collected: 6/3/05 2:02:18 PM

Sample Prep Volume:

Data Type: Reprocessed on 6/6/05 9:52:46 AM,

## Mean Data: D0623-03B,18367

Mean Corrected		Calib	Sample				
Analyte	Intensity	Conc. Units	Std.Dev.	Conc. Units	Std.Dev.	RSD	
Ag 328.068	-204.4	0.0033 mg/L	0.00024	0.0033 mg/L	0.00024	7.18%	
Al 308.215	1359348.9	36.863 mg/L	0.1278	36.863 mg/L	0.1278	0.35%	
As 188.979	74.4	0.0444 mg/L	0.00044	0.0444 mg/L	0.00044	1.00%	
Ba 233.527	36714.2	0.4018 mg/L	0.00179	0.4018 mg/L	0.00179	0.45%	
Be 313.107	12220.6	0.0025 mg/L	0.00001	0.0025 mg/L	0.00001	0.45%	
Co 228.616	1632.9	0.0301 mg/L	0.00006	0.0301 mg/L	0.00006	0.19%	
Cr 267.716	13381.7	0.0550 mg/L	0.00021	0.0550 mg/L	0.00021	0.39%	
Cu 324.752	81749.5	0.1994 mg/L	0.00041	0.1994 mg/L	0.00041	0.20%	
Fe 273.955	2068830.9	84.799 mg/L	0.2193	84.799 mg/L	0.2193	0.26%	
Mg 279.077	549887.0	27.485 mg/L	0.0773	27.485 mg/L	0.0773	0.28%	
Mn 257.610	331901.6	2.8211 mg/L	0.00638	2.8211 mg/L	0.00638	0.23%	
Ni 231.604	5903.0	0.0704 mg/L	0.00010	0.0704 mg/L	0.00010	0.14%	
Pb 220.353	4655.8	0.4028 mg/L	0.00060	0.4028 mg/L	0.00060	0.15%	
Sb 206.836	84.4	0.0058 mg/L	0.00097	0.0058 mg/L	0.00097	16.73%	
Se 196.026	-60.7	-0.0019 mg/L	0.00291	-0.0019 mg/L	0.00291	156.93%	
Tl 190.801	-3.0	-0.0001 mg/L	0.00012	-0.0001 mg/L	0.00012	161.44%	
V 292.402	21015.8	0.0833 mg/L	0.00021	0.0833 mg/L	0.00021	0.25%	
Zn 206.200	83577.1	0.8469 mg/L	0.00411	0.8469 mg/L	0.00411	0.49%	
Na 330.237	2678.0	1.9287 mg/L	0.08751	1.9287 mg/L	0.08751	4.54%	
Cd 226.502	2549.1	0.0046 mg/L	0.00005	0.0046 mg/L	0.00005	1.01%	
Ti 334.940	389649.7	0.5013 mg/L	0.00120	0.5013 mg/L	0.00120	0.24%	

Ca 227.546 33427.3 60.058 mg/L 0.0298 60.058 mg/L 0.0298 0.05%

Sequence No.: 48  
 Sample ID: D0623-04B,18367  
 Analyst:  
 Sample Wt:  
 Dilution:

Autosampler Location: 67  
 Date Collected: 6/3/05 2:06:28 PM  
 Sample Prep Volume:  
 Data Type: Reprocessed on 6/6/05 9:52:47 AM,

## Mean Data: D0623-04B,18367

Analyte	Mean Corrected Intensity	Calib Conc. Units	Std.Dev.	Sample Conc. Units	Std.Dev.	RSD
Ag 328.068	-141.2	0.0071 mg/L	0.00011	0.0071 mg/L	0.00011	1.61%
Al 308.215	1286661.1	34.894 mg/L	0.1136	34.894 mg/L	0.1136	0.33%
As 188.979	59.6	0.0353 mg/L	0.00096	0.0353 mg/L	0.00096	2.72%
Ba 233.527	29931.5	0.3279 mg/L	0.00117	0.3279 mg/L	0.00117	0.36%
Be 313.107	8191.3	0.0019 mg/L	0.00002	0.0019 mg/L	0.00002	0.77%
Co 228.616	1383.9	0.0254 mg/L	0.00006	0.0254 mg/L	0.00006	0.24%
Cr 267.716	12003.8	0.0496 mg/L	0.00015	0.0496 mg/L	0.00015	0.31%
Cu 324.752	51785.4	0.1278 mg/L	0.00024	0.1278 mg/L	0.00024	0.19%
Fe 273.955	1672661.8	68.560 mg/L	0.1618	68.560 mg/L	0.1618	0.24%
Mg 279.077	212105.8	10.631 mg/L	0.0368	10.631 mg/L	0.0368	0.35%
Mn 257.610	228332.3	1.9474 mg/L	0.01054	1.9474 mg/L	0.01054	0.54%
Ni 231.604	4630.8	0.0549 mg/L	0.00023	0.0549 mg/L	0.00023	0.42%
Pb 220.353	4200.1	0.3624 mg/L	0.00024	0.3624 mg/L	0.00024	0.07%
Sb 206.836	69.4	0.0041 mg/L	0.00106	0.0041 mg/L	0.00106	26.07%
Se 196.026	-45.0	-0.0002 mg/L	0.00132	-0.0002 mg/L	0.00132	666.87%
Tl 190.801	7.1	0.0031 mg/L	0.00026	0.0031 mg/L	0.00026	8.38%
V 292.402	18999.7	0.0751 mg/L	0.00035	0.0751 mg/L	0.00035	0.47%
Zn 206.200	46955.4	0.4761 mg/L	0.00020	0.4761 mg/L	0.00020	0.04%
Na 330.237	1431.5	1.2224 mg/L	0.06094	1.2224 mg/L	0.06094	4.99%
Cd 226.502	1785.2	0.0026 mg/L	0.00002	0.0026 mg/L	0.00002	0.84%
Ti 334.940	408051.5	0.5233 mg/L	0.00050	0.5233 mg/L	0.00050	0.10%
Ca 227.546	9324.8	16.176 mg/L	0.0494	16.176 mg/L	0.0494	0.31%

Sequence No.: 49  
 Sample ID: D0623-05B,18367  
 Analyst:  
 Sample Wt:  
 Dilution:

Autosampler Location: 68  
 Date Collected: 6/3/05 2:10:39 PM  
 Sample Prep Volume:  
 Data Type: Reprocessed on 6/6/05 9:52:48 AM,

## Mean Data: D0623-05B,18367

Analyte	Mean Corrected Intensity	Calib Conc. Units	Std.Dev.	Sample Conc. Units	Std.Dev.	RSD
Ag 328.068	-1941.7	0.0053 mg/L	0.00001	0.0053 mg/L	0.00001	0.11%
Al 308.215	1922627.4	52.150 mg/L	0.2436	52.150 mg/L	0.2436	0.47%
As 188.979	41.0	0.0244 mg/L	0.00238	0.0244 mg/L	0.00238	9.72%
Ba 233.527	21314.5	0.2296 mg/L	0.00020	0.2296 mg/L	0.00020	0.09%
Be 313.107	10404.9	0.0022 mg/L	0.00001	0.0022 mg/L	0.00001	0.50%
Co 228.616	1585.1	0.0294 mg/L	0.00007	0.0294 mg/L	0.00007	0.25%
Cr 267.716	12705.7	0.0529 mg/L	0.00007	0.0529 mg/L	0.00007	0.14%
Cu 324.752	28802.2	0.0744 mg/L	0.00072	0.0744 mg/L	0.00072	0.97%
Fe 273.955	1806630.8	74.051 mg/L	0.2339	74.051 mg/L	0.2339	0.32%
Mg 279.077	212059.0	10.621 mg/L	0.0359	10.621 mg/L	0.0359	0.34%
Mn 257.610	166457.1	1.4351 mg/L	0.00592	1.4351 mg/L	0.00592	0.41%
Ni 231.604	5333.1	0.0637 mg/L	0.00014	0.0637 mg/L	0.00014	0.22%
Pb 220.353	1250.3	0.1218 mg/L	0.00130	0.1218 mg/L	0.00130	1.07%
Sb 206.836	79.0	0.0029 mg/L	0.00101	0.0029 mg/L	0.00101	34.22%
Se 196.026	-48.3	0.0005 mg/L	0.00134	0.0005 mg/L	0.00134	252.40%
Tl 190.801	4.0	-0.0003 mg/L	0.00003	-0.0003 mg/L	0.00003	10.14%
V 292.402	21494.0	0.0849 mg/L	0.00001	0.0849 mg/L	0.00001	0.01%
Zn 206.200	26027.2	0.2642 mg/L	0.00002	0.2642 mg/L	0.00002	0.01%
Na 330.237	869.4	0.8660 mg/L	0.00908	0.8660 mg/L	0.00908	1.05%
Cd 226.502	1560.6	0.0013 mg/L	0.00002	0.0013 mg/L	0.00002	1.65%
Ti 334.940	359805.3	0.4614 mg/L	0.00320	0.4614 mg/L	0.00320	0.69%
Ca 227.546	7080.7	12.012 mg/L	0.0552	12.012 mg/L	0.0552	0.46%



Sequence No.: 50  
Sample ID: CRI  
Analyst:  
Sample Wt:  
Dilution:

Autosampler Location: 7  
Date Collected: 6/3/05 2:14:50 PM  
Sample Prep Volume:  
Data Type: Reprocessed on 6/6/05 9:52:49 AM,

-----  
Mean Data: CRI

Analyte	Mean Corrected Intensity	Calib Conc. Units	Std.Dev.	Sample Conc. Units	Std.Dev.	RSD
Ag 328.068	7868.6	0.0198 mg/L	0.00004	0.0198 mg/L	0.00004	0.21%
Al 308.215	747.0	0.0186 mg/L	0.01035	0.0186 mg/L	0.01035	55.69%
As 188.979	34.9	0.0187 mg/L	0.00092	0.0187 mg/L	0.00092	4.96%
Ba 233.527	81.9	0.0009 mg/L	0.00003	0.0009 mg/L	0.00003	3.68%
Be 313.107	66786.6	0.0102 mg/L	0.00001	0.0102 mg/L	0.00001	0.06%
Co 228.616	5290.5	0.1069 mg/L	0.00042	0.1069 mg/L	0.00042	0.40%
Cr 267.716	4946.7	0.0209 mg/L	0.00022	0.0209 mg/L	0.00022	1.06%
Cu 324.752	22479.5	0.0531 mg/L	0.00008	0.0531 mg/L	0.00008	0.16%
Fe 273.955	691.1	0.0222 mg/L	0.00509	0.0222 mg/L	0.00509	22.97%
Mg 279.077	782.4	0.0398 mg/L	0.00605	0.0398 mg/L	0.00605	15.22%
Mn 257.610	3946.7	0.0330 mg/L	0.00003	0.0330 mg/L	0.00003	0.08%
Ni 231.604	6829.1	0.0872 mg/L	0.00047	0.0872 mg/L	0.00047	0.54%
Pb 220.353	82.4	0.0069 mg/L	0.00005	0.0069 mg/L	0.00005	0.67%
Sb 206.836	487.7	0.1305 mg/L	0.00002	0.1305 mg/L	0.00002	0.02%
Se 196.026	24.0	0.0095 mg/L	0.00020	0.0095 mg/L	0.00020	2.10%
Tl 190.801	48.7	0.0220 mg/L	0.00044	0.0220 mg/L	0.00044	2.00%
V 292.402	26791.9	0.1047 mg/L	0.00048	0.1047 mg/L	0.00048	0.46%
Zn 206.200	5001.1	0.0508 mg/L	0.00021	0.0508 mg/L	0.00021	0.40%
Na 330.237	242.0	0.1407 mg/L	0.10043	0.1407 mg/L	0.10043	71.41%
Cd 226.502	2526.0	0.0105 mg/L	0.00001	0.0105 mg/L	0.00001	0.11%
Ti 334.940	136.8	0.0002 mg/L	0.00007	0.0002 mg/L	0.00007	41.18%
Ca 227.546	32.5	0.0511 mg/L	0.01607	0.0511 mg/L	0.01607	31.41%

Sequence No.: 51  
Sample ID: ICSA  
Analyst:  
Sample Wt:  
Dilution:

Autosampler Location: 5  
Date Collected: 6/3/05 2:18:59 PM  
Sample Prep Volume:  
Data Type: Reprocessed on 6/6/05 9:52:49 AM,

-----  
Mean Data: ICSA

Analyte	Mean Corrected Intensity	Calib Conc. Units	Std.Dev.	Sample Conc. Units	Std.Dev.	RSD
Ag 328.068	-5446.1	0.0000 mg/L	0.00141	0.0000 mg/L	0.00141	>999.9%
Al 308.215	17108678.9	464.15 mg/L	1.863	464.15 mg/L	1.863	0.40%
As 188.979	51.1	-0.0036 mg/L	0.00342	-0.0036 mg/L	0.00342	94.10%
Ba 233.527	2479.4	-0.0034 mg/L	0.00013	-0.0034 mg/L	0.00013	3.69%
Be 313.107	-263.1	-0.0001 mg/L	0.00000	-0.0001 mg/L	0.00000	1.38%
Co 228.616	132.7	-0.0014 mg/L	0.00020	-0.0014 mg/L	0.00020	13.96%
Cr 267.716	215.0	0.0010 mg/L	0.00002	0.0010 mg/L	0.00002	2.47%
Cu 324.752	-6883.3	-0.0046 mg/L	0.00001	-0.0046 mg/L	0.00001	0.19%
Fe 273.955	4033526.6	165.34 mg/L	0.789	165.34 mg/L	0.789	0.48%
Mg 279.077	8930444.5	445.10 mg/L	1.665	445.10 mg/L	1.665	0.37%
Mn 257.610	-14018.1	0.0033 mg/L	0.00174	0.0033 mg/L	0.00174	52.80%
Ni 231.604	287.9	-0.0044 mg/L	0.00004	-0.0044 mg/L	0.00004	0.97%
Pb 220.353	-1388.0	0.0011 mg/L	0.00002	0.0011 mg/L	0.00002	1.64%
Sb 206.836	414.1	0.0077 mg/L	0.00030	0.0077 mg/L	0.00030	3.84%
Se 196.026	-160.9	0.0000 mg/L	0.00132	0.0000 mg/L	0.00132	>999.9%
Tl 190.801	67.6	0.0010 mg/L	0.00044	0.0010 mg/L	0.00044	41.79%
V 292.402	-990.8	-0.0007 mg/L	0.00013	-0.0007 mg/L	0.00013	17.78%
Zn 206.200	1919.8	0.0111 mg/L	0.00008	0.0111 mg/L	0.00008	0.75%
Na 330.237	-207.0	-0.3053 mg/L	0.01151	-0.3053 mg/L	0.01151	3.77%
Cd 226.502	3324.8	0.0035 mg/L	0.00038	0.0035 mg/L	0.00038	10.85%
Ti 334.940	-17068.4	-0.0042 mg/L	0.00001	-0.0042 mg/L	0.00001	0.34%
Ca 227.546	264460.0	481.93 mg/L	5.280	481.93 mg/L	5.280	1.10%

Sequence No.: 52  
Sample ID: ICSAB  
Analyst:

Autosampler Location: 6  
Date Collected: 6/3/05 2:23:14 PM

Sample Wt:

Sample Prep Volume:

Dilution:

Data Type: Reprocessed on 6/6/05 9:52:50 AM,

-----  
Mean Data: ICSAB

Analyte	Mean Corrected Intensity	Calib Conc. Units	Std.Dev.	Sample Conc. Units	Std.Dev.	RSD
Ag 328.068	68731.5	0.1866 mg/L	0.00050	0.1866 mg/L	0.00050	0.27%
Al 308.215	17384851.9	471.63 mg/L	1.995	471.63 mg/L	1.995	0.42%
As 188.979	216.4	0.0862 mg/L	0.00179	0.0862 mg/L	0.00179	2.08%
Ba 233.527	46047.4	0.4884 mg/L	0.00085	0.4884 mg/L	0.00085	0.17%
Be 313.107	3012194.9	0.4620 mg/L	0.00264	0.4620 mg/L	0.00264	0.57%
Co 228.616	21712.1	0.4345 mg/L	0.00013	0.4345 mg/L	0.00013	0.03%
Cr 267.716	107903.0	0.4569 mg/L	0.00027	0.4569 mg/L	0.00027	0.06%
Cu 324.752	194796.0	0.4713 mg/L	0.00429	0.4713 mg/L	0.00429	0.91%
Fe 273.955	4092299.4	167.72 mg/L	0.648	167.72 mg/L	0.648	0.39%
Mg 279.077	9064977.8	451.82 mg/L	1.479	451.82 mg/L	1.479	0.33%
Mn 257.610	41623.2	0.4699 mg/L	0.00111	0.4699 mg/L	0.00111	0.24%
Ni 231.604	67256.5	0.8507 mg/L	0.00036	0.8507 mg/L	0.00036	0.04%
Pb 220.353	-900.4	0.0440 mg/L	0.00036	0.0440 mg/L	0.00036	0.81%
Sb 206.836	2656.5	0.6041 mg/L	0.00158	0.6041 mg/L	0.00158	0.26%
Se 196.026	-48.1	0.0454 mg/L	0.00123	0.0454 mg/L	0.00123	2.71%
Tl 190.801	255.7	0.0858 mg/L	0.00207	0.0858 mg/L	0.00207	2.42%
V 292.402	118770.2	0.4680 mg/L	0.00076	0.4680 mg/L	0.00076	0.16%
Zn 206.200	86561.8	0.8710 mg/L	0.00650	0.8710 mg/L	0.00650	0.75%
Na 330.237	2480.7	1.2540 mg/L	0.00427	1.2540 mg/L	0.00427	0.34%
Cd 226.502	209620.8	0.8636 mg/L	0.00009	0.8636 mg/L	0.00009	0.01%
Ti 334.940	-17224.3	-0.0044 mg/L	0.00002	-0.0044 mg/L	0.00002	0.42%
Ca 227.546	265935.9	484.55 mg/L	0.233	484.55 mg/L	0.233	0.05%

Sequence No.: 53

Autosampler Location: 3

Sample ID: CCV

Date Collected: 6/3/05 2:27:32 PM

Analyst:

Sample Prep Volume:

Sample Wt:

Data Type: Reprocessed on 6/6/05 9:52:51 AM,

Dilution:

-----  
Mean Data: CCV

Analyte	Mean Corrected Intensity	Calib Conc. Units	Std.Dev.	Sample Conc. Units	Std.Dev.	RSD
Ag 328.068	251306.6	0.6288 mg/L	0.81402	0.6288 mg/L	0.81402	129.46%
Al 308.215	188474.9	5.0883 mg/L	7.00122	5.0883 mg/L	7.00122	137.60%
As 188.979	445.2	0.2392 mg/L	0.33925	0.2392 mg/L	0.33925	141.82%
Ba 233.527	501034.4	5.6622 mg/L	7.23676	5.6622 mg/L	7.23676	127.81%
Be 313.107	886833.8	0.1360 mg/L	0.17485	0.1360 mg/L	0.17485	128.54%
Co 228.616	65020.3	1.3137 mg/L	1.77334	1.3137 mg/L	1.77334	134.99%
Cr 267.716	124834.8	0.5281 mg/L	0.71052	0.5281 mg/L	0.71052	134.54%
Cu 324.752	283028.2	0.6675 mg/L	0.86515	0.6675 mg/L	0.86515	129.62%
Fe 273.955	66283.9	2.6372 mg/L	3.54197	2.6372 mg/L	3.54197	134.31%
Mg 279.077	269274.1	13.446 mg/L	17.7082	13.446 mg/L	17.7082	131.70%
Mn 257.610	157883.7	1.3203 mg/L	1.78938	1.3203 mg/L	1.78938	135.53%
Ni 231.604	102182.7	1.3046 mg/L	1.75920	1.3046 mg/L	1.75920	134.85%
Pb 220.353	2950.8	0.2471 mg/L	0.35364	0.2471 mg/L	0.35364	143.13%
Sb 206.836	920.3	0.2438 mg/L	0.32661	0.2438 mg/L	0.32661	133.98%
Se 196.026	615.8	0.2457 mg/L	0.33564	0.2457 mg/L	0.33564	136.60%
Tl 190.801	549.4	0.2489 mg/L	0.34907	0.2489 mg/L	0.34907	140.23%
V 292.402	346945.6	1.3566 mg/L	1.74503	1.3566 mg/L	1.74503	128.63%
Zn 206.200	133512.7	1.3556 mg/L	1.80105	1.3556 mg/L	1.80105	132.86%
Na 330.237	22224.4	12.855 mg/L	16.6085	12.855 mg/L	16.6085	129.20%
Cd 226.502	31383.9	0.1310 mg/L	0.17763	0.1310 mg/L	0.17763	135.63%
Ti 334.940	125.6	0.0005 mg/L	0.00019	0.0005 mg/L	0.00019	33.93%
Ca 227.546	6784.9	12.268 mg/L	17.0986	12.268 mg/L	17.0986	139.38%

Sequence No.: 54

Autosampler Location: 4

Sample ID: CCB

Date Collected: 6/3/05 2:31:44 PM

Analyst:

Sample Prep Volume:

Sample Wt:

Data Type: Reprocessed on 6/6/05 9:52:52 AM,

Dilution:

## Mean Data: CCB

Analyte	Mean Corrected Intensity	Calib Conc. Units	Std.Dev.	Sample Conc. Units	Std.Dev.	RSD
Ag 328.068	545.4	0.0014 mg/L	0.00005	0.0014 mg/L	0.00005	3.65%
Al 308.215	2468.0	0.0669 mg/L	0.00562	0.0669 mg/L	0.00562	8.40%
As 188.979	-0.4	-0.0002 mg/L	0.00050	-0.0002 mg/L	0.00050	216.04%
Ba 233.527	563.9	0.0064 mg/L	0.00146	0.0064 mg/L	0.00146	22.92%
Be 313.107	1244.8	0.0002 mg/L	0.00003	0.0002 mg/L	0.00003	15.20%
Co 228.616	93.5	0.0019 mg/L	0.00037	0.0019 mg/L	0.00037	19.70%
Cr 267.716	150.5	0.0006 mg/L	0.00026	0.0006 mg/L	0.00026	41.33%
Cu 324.752	1818.866 <sup>65</sup>	0.0043 mg/L	0.00010	0.0043 mg/L	0.00010	2.28%
Fe 273.955	901.2	0.0369 mg/L	0.00379	0.0369 mg/L	0.00379	10.27%
Mg 279.077	4107.7	0.2048 mg/L	0.01526	0.2048 mg/L	0.01526	7.45%
Mn 257.610	224.9	0.0019 mg/L	0.00047	0.0019 mg/L	0.00047	24.70%
Ni 231.604	176.9	0.0023 mg/L	0.00042	0.0023 mg/L	0.00042	18.40%
Pb 220.353	10.3	0.0009 mg/L	0.00007	0.0009 mg/L	0.00007	8.43%
Sb 206.836	12.3	0.0033 mg/L	0.00047	0.0033 mg/L	0.00047	14.50%
Se 196.026	-1.8	-0.0007 mg/L	0.00188	-0.0007 mg/L	0.00188	263.11%
Tl 190.801	0.7	0.0003 mg/L	0.00028	0.0003 mg/L	0.00028	95.23%
V 292.402	389.8	0.0015 mg/L	0.00009	0.0015 mg/L	0.00009	6.22%
Zn 206.200	793.6	0.0080 mg/L	0.00125	0.0080 mg/L	0.00125	15.47%
Na 330.237	71.5	0.0414 mg/L	0.15317	0.0414 mg/L	0.15317	369.61%
Cd 226.502	53.5	0.0002 mg/L	0.00004	0.0002 mg/L	0.00004	16.52%
Ti 334.940	71.0	0.0001 mg/L	0.00004	0.0001 mg/L	0.00004	45.96%
Ca 227.546	53.0	0.0964 mg/L	0.02354	0.0964 mg/L	0.02354	24.43%

Sequence No.: 55

Sample ID: CCV

Analyst:

Sample Wt:

Dilution:

Autosampler Location: 3

Date Collected: 6/3/05 2:55:06 PM

Sample Prep Volume:

Data Type: Reprocessed on 6/6/05 9:52:53 AM,

## Mean Data: CCV

Analyte	Mean Corrected Intensity	Calib Conc. Units	Std.Dev.	Sample Conc. Units	Std.Dev.	RSD
Ag 328.068	472786.1	1.1827 mg/L	0.02043	1.1827 mg/L	0.02043	1.73%
Al 308.215	367616.0	9.9250 mg/L	0.02585	9.9250 mg/L	0.02585	0.26%
As 188.979	958.5	0.5147 mg/L	0.00251	0.5147 mg/L	0.00251	0.49%
Ba 233.527	962855.8	10.881 mg/L	0.1105	10.881 mg/L	0.1105	1.02%
Be 313.107	1714883.5	0.2630 mg/L	0.00299	0.2630 mg/L	0.00299	1.14%
Co 228.616	127606.1	2.5783 mg/L	0.00764	2.5783 mg/L	0.00764	0.30%
Cr 267.716	244502.4	1.0343 mg/L	0.00248	1.0343 mg/L	0.00248	0.24%
Cu 324.752	546059.6	1.2877 mg/L	0.01846	1.2877 mg/L	0.01846	1.43%
Fe 273.955	128241.7	5.1028 mg/L	0.01429	5.1028 mg/L	0.01429	0.28%
Mg 279.077	516932.6	25.814 mg/L	0.0661	25.814 mg/L	0.0661	0.26%
Mn 257.610	310034.2	2.5925 mg/L	0.00861	2.5925 mg/L	0.00861	0.33%
Ni 231.604	200045.8	2.5540 mg/L	0.01028	2.5540 mg/L	0.01028	0.40%
Pb 220.353	6296.3	0.5268 mg/L	0.00046	0.5268 mg/L	0.00046	0.09%
Sb 206.836	1925.3	0.5103 mg/L	0.00273	0.5103 mg/L	0.00273	0.54%
Se 196.026	1275.4	0.5089 mg/L	0.00303	0.5089 mg/L	0.00303	0.60%
Tl 190.801	1162.2	0.5269 mg/L	0.00117	0.5269 mg/L	0.00117	0.22%
V 292.402	668905.9	2.6155 mg/L	0.02884	2.6155 mg/L	0.02884	1.10%
Zn 206.200	262076.4	2.6610 mg/L	0.00645	2.6610 mg/L	0.00645	0.24%
Na 330.237	42383.1	24.513 mg/L	0.0347	24.513 mg/L	0.0347	0.14%
Cd 226.502	61819.8	0.2580 mg/L	0.00065	0.2580 mg/L	0.00065	0.25%
Ti 334.940	-111.5	0.0007 mg/L	0.00003	0.0007 mg/L	0.00003	3.73%
Ca 227.546	14123.5	25.557 mg/L	0.0461	25.557 mg/L	0.0461	0.18%

Sequence No.: 56

Sample ID: CCB

Analyst:

Sample Wt:

Dilution:

Autosampler Location: 4

Date Collected: 6/3/05 2:59:20 PM

Sample Prep Volume:

Data Type: Reprocessed on 6/6/05 9:52:53 AM,

## Mean Data: CCB

Mean Corrected

Calib

Sample

Analyte	Intensity	Conc. Units	Std.Dev.	Conc. Units	Std.Dev.	RSD
Ag 328.068	182.4	0.0005 mg/L	0.00016	0.0005 mg/L	0.00016	35.83%
Al 308.215	774.8	0.0210 mg/L	0.00217	0.0210 mg/L	0.00217	10.32%
As 188.979	-1.0	-0.0005 mg/L	0.00095	-0.0005 mg/L	0.00095	177.02%
Ba 233.527	187.3	0.0021 mg/L	0.00011	0.0021 mg/L	0.00011	5.19%
Be 313.107	404.8	0.0001 mg/L	0.00001	0.0001 mg/L	0.00001	19.23%
Co 228.616	35.4	0.0007 mg/L	0.00005	0.0007 mg/L	0.00005	7.09%
Cr 267.716	64.7	0.0003 mg/L	0.00002	0.0003 mg/L	0.00002	6.64%
Cu 324.752	1590.2	0.0038 mg/L	0.00015	0.0038 mg/L	0.00015	4.08%
Fe 273.955	134.1	0.0055 mg/L	0.00059	0.0055 mg/L	0.00059	10.80%
Mg 279.077	593.5	0.0296 mg/L	0.00116	0.0296 mg/L	0.00116	3.91%
Mn 257.610	55.6	0.0005 mg/L	0.00002	0.0005 mg/L	0.00002	5.18%
Ni 231.604	79.6	0.0010 mg/L	0.00014	0.0010 mg/L	0.00014	13.49%
Pb 220.353	0.5	0.0000 mg/L	0.00068	0.0000 mg/L	0.00068	>999.9%
Sb 206.836	15.6	0.0042 mg/L	0.00110	0.0042 mg/L	0.00110	26.48%
Se 196.026	5.1	0.0020 mg/L	0.00164	0.0020 mg/L	0.00164	80.64%
Tl 190.801	2.2	0.0010 mg/L	0.00080	0.0010 mg/L	0.00080	81.24%
V 292.402	92.2	0.0004 mg/L	0.00000	0.0004 mg/L	0.00000	0.52%
Zn 206.200	1054.0	0.0107 mg/L	0.00150	0.0107 mg/L	0.00150	14.05%
Na 330.237	-113.0	-0.0653 mg/L	0.15881	-0.0653 mg/L	0.15881	243.16%
Cd 226.502	-2.0	0.0000 mg/L	0.00002	0.0000 mg/L	0.00002	286.89%
Ti 334.940	6.7	0.0000 mg/L	0.00001	0.0000 mg/L	0.00001	96.63%
Ca 227.546	18.1	0.0330 mg/L	0.00522	0.0330 mg/L	0.00522	15.83%

Sequence No.: 57  
Sample ID: D0618-01CPDS,18366  
Analyst:  
Sample Wt:  
Dilution:

Autosampler Location: 69  
Date Collected: 6/3/05 3:05:20 PM  
Sample Prep Volume:  
Data Type: Reprocessed on 6/6/05 9:52:54 AM,

## Mean Data: D0618-01CPDS,18366

Analyte	Mean Corrected Intensity	Calib Conc. Units	Std.Dev.	Sample Conc. Units	Std.Dev.	RSD
Ag 328.068	3269.5	-0.0158 mg/L	0.00017	-0.0158 mg/L	0.00017	1.06%
Al 308.215	2511426.0	68.093 mg/L	0.2761	68.093 mg/L	0.2761	0.41%
As 188.979	152.2	0.0867 mg/L	0.03455	0.0867 mg/L	0.03455	39.83%
Ba 233.527	328161.5	3.6868 mg/L	0.02326	3.6868 mg/L	0.02326	0.63%
Be 313.107	88487.2	0.0139 mg/L	0.00009	0.0139 mg/L	0.00009	0.66%
Co 228.616	6961.1	0.1369 mg/L	0.06103	0.1369 mg/L	0.06103	44.57%
Cr 267.716	28293.0	0.1142 mg/L	0.00051	0.1142 mg/L	0.00051	0.45%
Cu 324.752	101630.1	0.2448 mg/L	0.00192	0.2448 mg/L	0.00192	0.78%
Fe 273.955	3258462.6	133.56 mg/L	0.538	133.56 mg/L	0.538	0.40%
Mg 279.077	1736040.2	86.743 mg/L	0.1512	86.743 mg/L	0.1512	0.17%
Mn 257.610	1225148.9	10.307 mg/L	0.0356	10.307 mg/L	0.0356	0.35%
Ni 231.604	18148.7	0.2249 mg/L	0.00070	0.2249 mg/L	0.00070	0.31%
Pb 220.353	1068.5	0.1206 mg/L	0.04085	0.1206 mg/L	0.04085	33.86%
Sb 206.836 <i>cor</i>	456.1	0.0941 mg/L	0.04605	0.0941 mg/L	0.04605	48.96%
Se 196.026 <i>cor</i>	-62.6	0.0110 mg/L	0.01334	0.0110 mg/L	0.01334	121.06%
Tl 190.801	17.8	0.0199 mg/L	0.00563	0.0199 mg/L	0.00563	28.25%
V 292.402	45030.0	0.1785 mg/L	0.00085	0.1785 mg/L	0.00085	0.48%
Zn 206.200	45805.8	0.4597 mg/L	0.00352	0.4597 mg/L	0.00352	0.77%
Na 330.237	196492.8	113.75 mg/L	0.500	113.75 mg/L	0.500	0.44%
Cd 226.502	5061.3	0.0117 mg/L	0.00002	0.0117 mg/L	0.00002	0.16%
Ti 334.940	169449.1	0.2292 mg/L	0.00272	0.2292 mg/L	0.00272	1.18%
Ca 227.546	181852.6	330.94 mg/L	1.487	330.94 mg/L	1.487	0.45%

Sequence No.: 58  
Sample ID: D0609-06APDS,18367  
Analyst:  
Sample Wt:  
Dilution:

Autosampler Location: 70  
Date Collected: 6/3/05 3:14:42 PM  
Sample Prep Volume:  
Data Type: Reprocessed on 6/6/05 9:52:55 AM,

## Mean Data: D0609-06APDS,18367

Analyte	Mean Corrected Intensity	Calib Conc. Units	Std.Dev.	Sample Conc. Units	Std.Dev.	RSD
Ag 328.068	5495.1	0.0200 mg/L	0.00148	0.0200 mg/L	0.00148	7.40%
Al 308.215	1366402.6	37.050 mg/L	0.0973	37.050 mg/L	0.0973	0.26%

As	188.979	66.0	0.0379 mg/L	0.01684	0.0379 mg/L	0.01684	44.44%
Ba	233.527	15300.9	0.1629 mg/L	0.07563	0.1629 mg/L	0.07563	46.44%
Be	313.107	72033.3	0.0116 mg/L	0.00007	0.0116 mg/L	0.00007	0.57%
Co	228.616	4601.9	0.0907 mg/L	0.04019	0.0907 mg/L	0.04019	44.31%
Cr	267.716	14198.3	0.0579 mg/L	0.00033	0.0579 mg/L	0.00033	0.57%
Cu	324.752	51934.6	0.1262 mg/L	0.00063	0.1262 mg/L	0.00063	0.50%
Fe	273.955	1586360.2	65.017 mg/L	0.1825	65.017 mg/L	0.1825	0.28%
Mg	279.077	418461.0	20.948 mg/L	0.0116	20.948 mg/L	0.0116	0.06%
Mn	257.610	468278.7	3.9487 mg/L	0.00908	3.9487 mg/L	0.00908	0.23%
Ni	231.604	7621.6	0.0935 mg/L	0.04210	0.0935 mg/L	0.04210	45.05%
Pb	220.353	2752.2	0.2425 mg/L	0.10144	0.2425 mg/L	0.10144	41.83%
Sb	206.836	400.4	0.0927 mg/L	0.04015	0.0927 mg/L	0.04015	43.31%
Se	196.026	-12.4	0.0108 mg/L	0.00235	0.0108 mg/L	0.00235	21.81%
Tl	190.801	32.0	0.0170 mg/L	0.00745	0.0170 mg/L	0.00745	43.93%
V	292.402	41651.2	0.1638 mg/L	0.00161	0.1638 mg/L	0.00161	0.98%
Zn	206.200	53410.9	0.5411 mg/L	0.00099	0.5411 mg/L	0.00099	0.18%
Na	330.237	2341.1	1.6620 mg/L	0.18524	1.6620 mg/L	0.18524	11.15%
Cd	226.502	2909.1	0.0076 mg/L	0.00548	0.0076 mg/L	0.00548	72.42%
Ti	334.940	309815.3	0.3979 mg/L	0.00235	0.3979 mg/L	0.00235	0.59%
Ca	227.546	15071.7	26.723 mg/L	11.8683	26.723 mg/L	11.8683	44.41%

Sequence No.: 59

Sample ID: D0623-01BPDS,18367

Analyst:

Sample Wt:

Dilution:

Autosampler Location: 71

Date Collected: 6/3/05 3:18:54 PM

Sample Prep Volume:

Data Type: Reprocessed on 6/6/05 9:52:56 AM,

Mean Data: D0623-01BPDS,18367

Mean Corrected		Calib		Sample				
Analyte	Intensity	Conc.	Units	Std.Dev.	Conc.	Units	Std.Dev.	RSD
Ag 328.068	47534.9	0.1050	mg/L	0.00051	0.1050	mg/L	0.00051	0.49%
Al 308.215	900703.8	24.409	mg/L	0.0812	24.409	mg/L	0.0812	0.33%
As 188.979	77.1	0.0453	mg/L	0.01276	0.0453	mg/L	0.01276	28.17%
Ba 233.527	64942.2	0.7242	mg/L	0.00178	0.7242	mg/L	0.00178	0.25%
Be 313.107	68591.5	0.0112	mg/L	0.00006	0.0112	mg/L	0.00006	0.58%
Co 228.616	5179.7	0.1025	mg/L	0.02768	0.1025	mg/L	0.02768	27.01%
Cr 267.716	110976.8	0.4668	mg/L	0.00167	0.4668	mg/L	0.00167	0.36%
Cu 324.752	278879.1	0.6589	mg/L	0.00358	0.6589	mg/L	0.00358	0.54%
Fe 273.955	1356340.9	55.588	mg/L	0.0739	55.588	mg/L	0.0739	0.13%
Mg 279.077	1606339.8	80.177	mg/L	0.0099	80.177	mg/L	0.0099	0.01%
Mn 257.610	688634.9	5.7812	mg/L	0.01130	5.7812	mg/L	0.01130	0.20%
Ni 231.604	10636.1	0.1322	mg/L	0.03630	0.1322	mg/L	0.03630	27.45%
Pb 220.353	14765.3	1.2373	mg/L	0.33634	1.2373	mg/L	0.33634	27.18%
Sb 206.836	425.0	0.1002	mg/L	0.02856	0.1002	mg/L	0.02856	28.50%
Se 196.026	-7.5	0.0118	mg/L	0.00064	0.0118	mg/L	0.00064	5.39%
Tl 190.801	26.6	0.0190	mg/L	0.00578	0.0190	mg/L	0.00578	30.38%
V 292.402	42683.0	0.1686	mg/L	0.00110	0.1686	mg/L	0.00110	0.65%
Zn 206.200	190190.6	1.9270	mg/L	0.01250	1.9270	mg/L	0.01250	0.65%
Na 330.237	6368.9	3.9584	mg/L	0.01584	3.9584	mg/L	0.01584	0.40%
Cd 226.502	4802.4	0.0161	mg/L	0.00551	0.0161	mg/L	0.00551	34.23%
Ti 334.940	391132.6	0.5075	mg/L	0.00122	0.5075	mg/L	0.00122	0.24%
Ca 227.546	97572.3	177.75	mg/L	1.165	177.75	mg/L	1.165	0.66%

Sequence No.: 60

Sample ID: D0609-06APDS,18367

Analyst:

Sample Wt:

Dilution:

Autosampler Location: 70

Date Collected: 6/3/05 3:23:00 PM

Sample Prep Volume:

Data Type: Reprocessed on 6/6/05 9:52:56 AM,

Mean Data: D0609-06APDS,18367

Mean Corrected								
Analyte	Intensity	Conc.	Calib Units	Std.Dev.	Conc.	Sample Units	Std.Dev.	RSD
Ag 328.068	5509.5	0.0202	mg/L	0.00149	0.0202	mg/L	0.00149	7.38%
Al 308.215	1396575.0	37.874	mg/L	0.2071	37.874	mg/L	0.2071	0.55%
As 188.979	68.1	0.0392	mg/L	0.01246	0.0392	mg/L	0.01246	31.75%
Ba 233.527	16423.8	0.1753	mg/L	0.06693	0.1753	mg/L	0.06693	38.18%
Be 313.107	73922.8	0.0119	mg/L	0.00003	0.0119	mg/L	0.00003	0.28%

Co 228.616	4953.4	0.0978 mg/L	0.03533	0.0978 mg/L	0.03533	36.14%
Cr 267.716	14389.8	0.0596 mg/L	0.00025	0.0596 mg/L	0.00025	0.42%
Cu 324.752	54624.4	0.1339 mg/L	0.00109	0.1339 mg/L	0.00109	0.82%
Fe 273.955	1622156.5	66.484 mg/L	0.3001	66.484 mg/L	0.3001	0.45%
Mg 279.077	428032.7	21.398 mg/L	0.0614	21.398 mg/L	0.0614	0.29%
Mn 257.610 <i>215 mg/L</i>	279482.7	2.3734 mg/L	0.00573	2.3734 mg/L	0.00573	0.24%
Ni 231.604	8136.8	0.0999 mg/L	0.03676	0.0999 mg/L	0.03676	36.78%
Pb 220.353	2967.8	0.2608 mg/L	0.08912	0.2608 mg/L	0.08912	34.17%
Sb 206.836 <i>20 mg/L</i>	423.4	0.0985 mg/L	0.03432	0.0985 mg/L	0.03432	34.82%
Se 196.026 <i>20 mg/L</i>	-13.8	0.0117 mg/L	0.00093	0.0117 mg/L	0.00093	7.98%
Tl 190.801	35.5	0.0163 mg/L	0.00638	0.0163 mg/L	0.00638	39.05%
V 292.402	42710.8	0.1678 mg/L	0.00111	0.1678 mg/L	0.00111	0.66%
Zn 206.200	54788.3	0.5553 mg/L	0.00045	0.5553 mg/L	0.00045	0.08%
Na 330.237	2352.4	1.6757 mg/L	0.04459	1.6757 mg/L	0.04459	2.66%
Cd 226.502	3131.6	0.0084 mg/L	0.00480	0.0084 mg/L	0.00480	57.20%
Ti 334.940	318030.8	0.4084 mg/L	0.00251	0.4084 mg/L	0.00251	0.61%
Ca 227.546	16103.8	28.600 mg/L	10.4548	28.600 mg/L	10.4548	36.56%

Sequence No.: 61

Sample ID: CRI

Analyst:

Sample Wt:

Dilution:

Autosampler Location: 7

Date Collected: 6/3/05 3:27:12 PM

Sample Prep Volume:

Data Type: Reprocessed on 6/6/05 9:52:57 AM,

Mean Data: CRI

Analyte	Mean Corrected Intensity	Calib Conc. Units	Std.Dev.	Sample Conc. Units	Std.Dev.	RSD
Ag 328.068	7956.8	0.0200 mg/L	0.00002	0.0200 mg/L	0.00002	0.10%
Al 308.215	808.0	0.0202 mg/L	0.00844	0.0202 mg/L	0.00844	41.73%
As 188.979	37.7	0.0202 mg/L	0.00114	0.0202 mg/L	0.00114	5.67%
Ba 233.527	111.0	0.0012 mg/L	0.00016	0.0012 mg/L	0.00016	13.80%
Be 313.107	67739.2	0.0104 mg/L	0.00005	0.0104 mg/L	0.00005	0.53%
Co 228.616	5341.0	0.1079 mg/L	0.00034	0.1079 mg/L	0.00034	0.32%
Cr 267.716	5014.3	0.0212 mg/L	0.00004	0.0212 mg/L	0.00004	0.20%
Cu 324.752	23000.1	0.0543 mg/L	0.00074	0.0543 mg/L	0.00074	1.37%
Fe 273.955	507.8	0.0146 mg/L	0.00506	0.0146 mg/L	0.00506	34.67%
Mg 279.077	506.6	0.0260 mg/L	0.01103	0.0260 mg/L	0.01103	42.38%
Mn 257.610	3946.1	0.0330 mg/L	0.00022	0.0330 mg/L	0.00022	0.67%
Ni 231.604	6847.7	0.0874 mg/L	0.00005	0.0874 mg/L	0.00005	0.06%
Pb 220.353	87.1	0.0073 mg/L	0.00020	0.0073 mg/L	0.00020	2.74%
Sb 206.836	493.7	0.1321 mg/L	0.00078	0.1321 mg/L	0.00078	0.59%
Se 196.026	30.3	0.0121 mg/L	0.00034	0.0121 mg/L	0.00034	2.78%
Tl 190.801	47.4	0.0214 mg/L	0.00122	0.0214 mg/L	0.00122	5.71%
V 292.402	26994.1	0.1055 mg/L	0.00036	0.1055 mg/L	0.00036	0.34%
Zn 206.200	5198.0	0.0528 mg/L	0.00067	0.0528 mg/L	0.00067	1.26%
Na 330.237	266.0	0.1545 mg/L	0.01116	0.1545 mg/L	0.01116	7.22%
Cd 226.502	2559.3	0.0107 mg/L	0.00002	0.0107 mg/L	0.00002	0.16%
Ti 334.940	84.2	0.0001 mg/L	0.00002	0.0001 mg/L	0.00002	18.35%
Ca 227.546	31.9	0.0501 mg/L	0.00639	0.0501 mg/L	0.00639	12.75%

Sequence No.: 62

Sample ID: ICSEA

Analyst:

Sample Wt:

Dilution:

Autosampler Location: 5

Date Collected: 6/3/05 3:31:21 PM

Sample Prep Volume:

Data Type: Reprocessed on 6/6/05 9:52:58 AM,

Mean Data: ICSEA

Analyte	Mean Corrected Intensity	Calib Conc. Units	Std.Dev.	Sample Conc. Units	Std.Dev.	RSD
Ag 328.068	-5409.2	0.0014 mg/L	0.00083	0.0014 mg/L	0.00083	60.53%
Al 308.215	17294863.5	469.20 mg/L	2.110	469.20 mg/L	2.110	0.45%
As 188.979	49.7	-0.0046 mg/L	0.00070	-0.0046 mg/L	0.00070	15.15%
Ba 233.527	2532.4	-0.0033 mg/L	0.00030	-0.0033 mg/L	0.00030	9.11%
Be 313.107	-274.7	-0.0001 mg/L	0.00000	-0.0001 mg/L	0.00000	6.24%
Co 228.616	130.3	-0.0016 mg/L	0.00016	-0.0016 mg/L	0.00016	10.36%
Cr 267.716	248.7	0.0011 mg/L	0.00006	0.0011 mg/L	0.00006	5.16%
Cu 324.752	-7023.7	-0.0047 mg/L	0.00008	-0.0047 mg/L	0.00008	1.59%

Fe 273.955	4106655.2	168.34 mg/L	0.386	168.34 mg/L	0.386	0.23%
Mg 279.077	9114290.3	454.27 mg/L	0.267	454.27 mg/L	0.267	0.06%
Mn 257.610	-14264.4	0.0032 mg/L	0.00070	0.0032 mg/L	0.00070	21.69%
Ni 231.604	303.6	-0.0043 mg/L	0.00010	-0.0043 mg/L	0.00010	2.23%
Pb 220.353	-1466.1	-0.0041 mg/L	0.00091	-0.0041 mg/L	0.00091	22.30%
Sb 206.836	420.3	0.0080 mg/L	0.00143	0.0080 mg/L	0.00143	17.76%
Se 196.026	-159.5	0.0015 mg/L	0.00091	0.0015 mg/L	0.00091	61.04%
Tl 190.801	67.8	0.0007 mg/L	0.00252	0.0007 mg/L	0.00252	355.59%
V 292.402	-945.0	-0.0005 mg/L	0.00005	-0.0005 mg/L	0.00005	10.63%
Zn 206.200	1959.3	0.0113 mg/L	0.00004	0.0113 mg/L	0.00004	0.33%
Na 330.237	-231.5	-0.3162 mg/L	0.13066	-0.3162 mg/L	0.13066	41.32%
Cd 226.502	3276.4	0.0031 mg/L	0.00025	0.0031 mg/L	0.00025	7.96%
Ti 334.940	-17063.8	-0.0043 mg/L	0.00009	-0.0043 mg/L	0.00009	2.07%
Ca 227.546	264284.6	481.58 mg/L	6.333	481.58 mg/L	6.333	1.32%

Sequence No.: 63

Sample ID: ICSAB

Analyst:

Sample Wt:

Dilution:

Autosampler Location: 6

Date Collected: 6/3/05 3:35:36 PM

Sample Prep Volume:

Data Type: Reprocessed on 6/6/05 9:52:59 AM,

## Mean Data: ICSAB

Analyte	Mean Corrected Intensity	Calib Conc. Units	Std.Dev.	Sample Conc. Units	Std.Dev.	RSD
Ag 328.068	67905.8	0.1863 mg/L	0.00040	0.1863 mg/L	0.00040	0.22%
Al 308.215	17410626.2	472.33 mg/L	1.360	472.33 mg/L	1.360	0.29%
As 188.979	215.5	0.0857 mg/L	0.00042	0.0857 mg/L	0.00042	0.49%
Ba 233.527	46057.1	0.4883 mg/L	0.00441	0.4883 mg/L	0.00441	0.90%
Be 313.107	3067296.9	0.4705 mg/L	0.00218	0.4705 mg/L	0.00218	0.46%
Co 228.616	21673.0	0.4337 mg/L	0.00307	0.4337 mg/L	0.00307	0.71%
Cr 267.716	107681.0	0.4559 mg/L	0.00219	0.4559 mg/L	0.00219	0.48%
Cu 324.752	192697.9	0.4665 mg/L	0.00062	0.4665 mg/L	0.00062	0.13%
Fe 273.955	4127383.5	169.16 mg/L	0.103	169.16 mg/L	0.103	0.06%
Mg 279.077	9222718.8	459.68 mg/L	1.284	459.68 mg/L	1.284	0.28%
Mn 257.610	41233.7	0.4675 mg/L	0.00190	0.4675 mg/L	0.00190	0.41%
Ni 231.604	67058.6	0.8481 mg/L	0.00692	0.8481 mg/L	0.00692	0.82%
Pb 220.353	-923.3	0.0422 mg/L	0.00190	0.0422 mg/L	0.00190	4.51%
Sb 206.836	2676.1	0.6090 mg/L	0.00115	0.6090 mg/L	0.00115	0.19%
Se 196.026	-56.9	0.0422 mg/L	0.00046	0.0422 mg/L	0.00046	1.09%
Tl 190.801	259.8	0.0875 mg/L	0.00079	0.0875 mg/L	0.00079	0.90%
V 292.402	118285.7	0.4662 mg/L	0.00213	0.4662 mg/L	0.00213	0.46%
Zn 206.200	87470.9	0.8801 mg/L	0.00292	0.8801 mg/L	0.00292	0.33%
Na 330.237	2784.8	1.4372 mg/L	0.04788	1.4372 mg/L	0.04788	3.33%
Cd 226.502	210242.6	0.8661 mg/L	0.00256	0.8661 mg/L	0.00256	0.30%
Ti 334.940	-16780.9	-0.0041 mg/L	0.00003	-0.0041 mg/L	0.00003	0.67%
Ca 227.546	261330.0	476.11 mg/L	5.904	476.11 mg/L	5.904	1.24%

Sequence No.: 64

Sample ID: CCV

Analyst:

Sample Wt:

Dilution:

Autosampler Location: 3

Date Collected: 6/3/05 3:40:03 PM

Sample Prep Volume:

Data Type: Reprocessed on 6/6/05 9:53:00 AM,

## Mean Data: CCV

Analyte	Mean Corrected Intensity	Calib Conc. Units	Std.Dev.	Sample Conc. Units	Std.Dev.	RSD
Ag 328.068	473982.4	1.1858 mg/L	0.00367	1.1858 mg/L	0.00367	0.31%
Al 308.215	378189.8	10.212 mg/L	0.1287	10.212 mg/L	0.1287	1.26%
As 188.979	954.2	0.5125 mg/L	0.00049	0.5125 mg/L	0.00049	0.10%
Ba 233.527	968003.0	10.939 mg/L	0.0881	10.939 mg/L	0.0881	0.81%
Be 313.107	1721186.6	0.2640 mg/L	0.00214	0.2640 mg/L	0.00214	0.81%
Co 228.616	129932.1	2.6253 mg/L	0.02195	2.6253 mg/L	0.02195	0.84%
Cr 267.716	249462.9	1.0553 mg/L	0.00553	1.0553 mg/L	0.00553	0.52%
Cu 324.752	546858.1	1.2896 mg/L	0.00960	1.2896 mg/L	0.00960	0.74%
Fe 273.955	132282.1	5.2680 mg/L	0.02402	5.2680 mg/L	0.02402	0.46%
Mg 279.077	532484.4	26.590 mg/L	0.1526	26.590 mg/L	0.1526	0.57%
Mn 257.610	315667.3	2.6397 mg/L	0.02468	2.6397 mg/L	0.02468	0.94%

Ni 231.604	203598.4	2.5994 mg/L	0.02758	2.5994 mg/L	0.02758	1.06%
Pb 220.353	6353.6	0.5316 mg/L	0.00003	0.5316 mg/L	0.00003	0.01%
Sb 206.836	1924.3	0.5098 mg/L	0.00122	0.5098 mg/L	0.00122	0.24%
Se 196.026	1277.4	0.5097 mg/L	0.00075	0.5097 mg/L	0.00075	0.15%
Tl 190.801	1170.1	0.5305 mg/L	0.00162	0.5305 mg/L	0.00162	0.31%
V 292.402	670688.9	2.6225 mg/L	0.02574	2.6225 mg/L	0.02574	0.98%
Zn 206.200	268306.7	2.7243 mg/L	0.01616	2.7243 mg/L	0.01616	0.59%
Na 330.237	43564.8	25.197 mg/L	0.3708	25.197 mg/L	0.3708	1.47%
Cd 226.502	63056.7	0.2631 mg/L	0.00165	0.2631 mg/L	0.00165	0.63%
Ti 334.940	-68.9	0.0007 mg/L	0.00011	0.0007 mg/L	0.00011	15.30%
Ca 227.546	14168.8	25.636 mg/L	0.0037	25.636 mg/L	0.0037	0.01%

Sequence No.: 65

Sample ID: CCB

Analyst:

Sample Wt:

Dilution:

Autosampler Location: 4

Date Collected: 6/3/05 3:44:15 PM

Sample Prep Volume:

Data Type: Reprocessed on 6/6/05 9:53:00 AM,

Mean Data: CCB

Analyte	Mean Corrected Intensity	Conc. Units	Calib	Std.Dev.	Sample Conc. Units	Std.Dev.	RSD
Ag 328.068	202.3	0.0005 mg/L	0.00000	0.00000	0.0005 mg/L	0.00000	0.69%
Al 308.215	2085.4	0.0566 mg/L	0.02650	0.02650	0.0566 mg/L	0.02650	46.85%
As 188.979	-1.0	-0.0005 mg/L	0.00066	0.00066	-0.0005 mg/L	0.00066	128.27%
Ba 233.527	331.7	0.0037 mg/L	0.00249	0.00249	0.0037 mg/L	0.00249	66.54%
Be 313.107	633.3	0.0001 mg/L	0.00005	0.00005	0.0001 mg/L	0.00005	53.56%
Co 228.616	61.9	0.0012 mg/L	0.00054	0.00054	0.0012 mg/L	0.00054	42.94%
Cr 267.716	85.9	0.0004 mg/L	0.00014	0.00014	0.0004 mg/L	0.00014	38.25%
Cu 324.752	1939.5	0.0046 mg/L	0.00060	0.00060	0.0046 mg/L	0.00060	13.12%
Fe 273.955	697.6	0.0286 mg/L	0.00785	0.00785	0.0286 mg/L	0.00785	27.47%
Mg 279.077	2875.8	0.1433 mg/L	0.02519	0.02519	0.1433 mg/L	0.02519	17.57%
Mn 257.610	84.7	0.0007 mg/L	0.00059	0.00059	0.0007 mg/L	0.00059	80.78%
Ni 231.604	153.5	0.0020 mg/L	0.00049	0.00049	0.0020 mg/L	0.00049	24.99%
Pb 220.353	-1.5	-0.0001 mg/L	0.00046	0.00046	-0.0001 mg/L	0.00046	409.94%
Sb 206.836	22.4	0.0060 mg/L	0.00090	0.00090	0.0060 mg/L	0.00090	15.03%
Se 196.026	3.3	0.0013 mg/L	0.00039	0.00039	0.0013 mg/L	0.00039	29.07%
Tl 190.801	2.3	0.0011 mg/L	0.00177	0.00177	0.0011 mg/L	0.00177	166.76%
V 292.402	94.7	0.0004 mg/L	0.00043	0.00043	0.0004 mg/L	0.00043	115.68%
Zn 206.200	1181.2	0.0120 mg/L	0.00115	0.00115	0.0120 mg/L	0.00115	9.59%
Na 330.237	121.3	0.0702 mg/L	0.01555	0.01555	0.0702 mg/L	0.01555	22.16%
Cd 226.502	25.7	0.0001 mg/L	0.00011	0.00011	0.0001 mg/L	0.00011	104.90%
Ti 334.940	37.3	0.0001 mg/L	0.00001	0.00001	0.0001 mg/L	0.00001	16.37%
Ca 227.546	46.5	0.0845 mg/L	0.03331	0.03331	0.0845 mg/L	0.03331	39.42%



=====  
Analysis Begun

Start Time: 6/3/2005 10:15:40 AM

Plasma On Time: 6/3/2005 8:58:03 AM

Logged In Analyst: optima3

Technique: ICP Continuous

Spectrometer Model: Optima 4300 DV, S/N 077N3102302 Autosampler Model: AS-93plus

Sample Information File: C:\pe\Administrator\Sample Information\618-623CLP.sif

Batch ID:

Results Data Set: B05060301

Results Library: C:\pe\Administrator\Results\Results.mdb  
=====

## Method Loaded

Method Name: Na CLP

IEC File:

Method Description: Na CLP

Method Last Saved: 1/6/2005 10:16:27 AM

MSF File:  
=====

Sequence No.: 1

Sample ID: S0

Analyst:

Initial Sample Wt:

Dilution:

Autosampler Location: 1

Date Collected: 6/3/2005 10:15:40 AM

Data Type: Original

Initial Sample Vol:

Sample Prep Vol:  
=====

## Mean Data: S0

Analyte	Mean Corrected Intensity	Std.Dev.	RSD	Calib Conc. Units
Na 589.592	1036.6	45.34	4.37%	[0.00] mg/L

  
=====

Sequence No.: 2

Sample ID: S1

Analyst:

Initial Sample Wt:

Dilution:

Autosampler Location: 2

Date Collected: 6/3/2005 10:17:58 AM

Data Type: Original

Initial Sample Vol:

Sample Prep Vol:  
=====

## Mean Data: S1

Analyte	Mean Corrected Intensity	Std.Dev.	RSD	Calib Conc. Units
Na 589.592	395311.2	644.38	0.16%	[50] mg/L

  
=====

## Calibration Summary

Analyte	Stds.	Equation	Intercept	Slope	Curvature	Corr. Coef.	Reslope
Na 589.592	1	Lin Thru 0	0.0	7906	0.00000	1.000000	

  
=====

Sequence No.: 3

Sample ID: ICV

Analyst:

Initial Sample Wt:

Dilution:

Autosampler Location: 9

Date Collected: 6/3/2005 10:20:20 AM

Data Type: Original

Initial Sample Vol:

Sample Prep Vol:  
=====

## Mean Data: ICV

Analyte	Mean Corrected Intensity	Calib Conc. Units	Sample Std.Dev.	Conc. Units	Std.Dev.	RSD
Na 589.592	302890.9	38.310 mg/L	0.2170	38.310 mg/L	0.2170	0.57%

  
=====

Sequence No.: 4

Sample ID: ICB

Analyst:

Initial Sample Wt:

Dilution:

Autosampler Location: 4

Date Collected: 6/3/2005 10:22:41 AM

Data Type: Original

Initial Sample Vol:

Sample Prep Vol:  
=====

-----  
Mean Data: ICB

Analyte	Mean Corrected Intensity	Conc. Units	Calib Units	Std.Dev.	Sample Conc. Units	Std.Dev.	RSD
Na 589.592	241.5	0.0305	mg/L	0.00979	0.0305	mg/L	0.00979 32.06%

Sequence No.: 5

Sample ID: ICSA

Analyst:

Initial Sample Wt:

Dilution:

Autosampler Location: 5

Date Collected: 6/3/2005 10:25:02 AM

Data Type: Original

Initial Sample Vol:

Sample Prep Vol:

-----  
Mean Data: ICSA

Analyte	Mean Corrected Intensity	Conc. Units	Calib Units	Std.Dev.	Sample Conc. Units	Std.Dev.	RSD
Na 589.592	492.1	0.0622	mg/L	0.01041	0.0622	mg/L	0.01041 16.73%

Sequence No.: 6

Sample ID: ICSAB

Analyst:

Initial Sample Wt:

Dilution:

Autosampler Location: 6

Date Collected: 6/3/2005 10:27:24 AM

Data Type: Original

Initial Sample Vol:

Sample Prep Vol:

-----  
Mean Data: ICSAB

Analyte	Mean Corrected Intensity	Conc. Units	Calib Units	Std.Dev.	Sample Conc. Units	Std.Dev.	RSD
Na 589.592	775.9	0.0981	mg/L	0.00239	0.0981	mg/L	0.00239 2.44%

Sequence No.: 7

Sample ID: CCV

Analyst:

Initial Sample Wt:

Dilution:

Autosampler Location: 3

Date Collected: 6/3/2005 10:29:42 AM

Data Type: Original

Initial Sample Vol:

Sample Prep Vol:

-----  
Mean Data: CCV

Analyte	Mean Corrected Intensity	Conc. Units	Calib Units	Std.Dev.	Sample Conc. Units	Std.Dev.	RSD
Na 589.592	202305.9	25.588	mg/L	0.0194	25.588	mg/L	0.0194 0.08%

Sequence No.: 8

Sample ID: CCB

Analyst:

Initial Sample Wt:

Dilution:

Autosampler Location: 4

Date Collected: 6/3/2005 10:32:03 AM

Data Type: Original

Initial Sample Vol:

Sample Prep Vol:

-----  
Mean Data: CCB

Analyte	Mean Corrected Intensity	Conc. Units	Calib Units	Std.Dev.	Sample Conc. Units	Std.Dev.	RSD
Na 589.592	277.4	0.0351	mg/L	0.01230	0.0351	mg/L	0.01230 35.05%

Sequence No.: 9

Sample ID: MB-18336,18336

Analyst:

Initial Sample Wt:

Dilution:

Autosampler Location: 38

Date Collected: 6/3/2005 10:34:24 AM

Data Type: Original

Initial Sample Vol:

Sample Prep Vol:

-----  
Mean Data: MB-18336,18336

Analyte	Mean Corrected Intensity	Conc. Units	Calib Units	Std.Dev.	Sample Conc. Units	Std.Dev.	RSD
Na 589.592	183.1	0.0232	mg/L	0.00473	0.0232	mg/L	0.00473 20.44%

Sequence No.: 10  
Sample ID: LCS-18336,18336  
Analyst:  
Initial Sample Wt:  
Dilution:

Autosampler Location: 39  
Date Collected: 6/3/2005 10:36:45 AM  
Data Type: Original  
Initial Sample Vol:  
Sample Prep Vol:

Mean Data: LCS-18336,18336

Analyte	Mean Corrected Intensity	Calib Conc. Units	Std.Dev.	Sample Conc. Units	Std.Dev.	RSD
Na 589.592	181115.6	22.908 mg/L	0.1567	22.908 mg/L	0.1567	0.68%

Sequence No.: 11  
Sample ID: D0623-08C,18336  
Analyst:  
Initial Sample Wt:  
Dilution:

Autosampler Location: 40  
Date Collected: 6/3/2005 10:39:06 AM  
Data Type: Original  
Initial Sample Vol:  
Sample Prep Vol:

Mean Data: D0623-08C,18336

Analyte	Mean Corrected Intensity	Calib Conc. Units	Std.Dev.	Sample Conc. Units	Std.Dev.	RSD
Na 589.592	1407.9	0.1781 mg/L	0.00919	0.1781 mg/L	0.00919	5.16%

Sequence No.: 12  
Sample ID: D0623-08CSD,18336  
Analyst:  
Initial Sample Wt:  
Dilution:

Autosampler Location: 41  
Date Collected: 6/3/2005 10:41:26 AM  
Data Type: Original  
Initial Sample Vol:  
Sample Prep Vol:

Mean Data: D0623-08CSD,18336

Analyte	Mean Corrected Intensity	Calib Conc. Units	Std.Dev.	Sample Conc. Units	Std.Dev.	RSD
Na 589.592	412.9	0.0522 mg/L	0.00044	0.0522 mg/L	0.00044	0.85%

Sequence No.: 13  
Sample ID: D0618-01C,18336  
Analyst:  
Initial Sample Wt:  
Dilution:

Autosampler Location: 42  
Date Collected: 6/3/2005 10:43:49 AM  
Data Type: Original  
Initial Sample Vol:  
Sample Prep Vol:

Mean Data: D0618-01C,18336

Analyte	Mean Corrected Intensity	Calib Conc. Units	Std.Dev.	Sample Conc. Units	Std.Dev.	RSD
Na 589.592	1028004.3	130.02 mg/L	0.507	130.02 mg/L	0.507	0.39%

Sequence No.: 14  
Sample ID: D0618-01CDUP,18336  
Analyst:  
Initial Sample Wt:  
Dilution:

Autosampler Location: 43  
Date Collected: 6/3/2005 10:46:13 AM  
Data Type: Original  
Initial Sample Vol:  
Sample Prep Vol:

Mean Data: D0618-01CDUP,18336

Analyte	Mean Corrected Intensity	Calib Conc. Units	Std.Dev.	Sample Conc. Units	Std.Dev.	RSD
Na 589.592	990467.6	125.28 mg/L	0.427	125.28 mg/L	0.427	0.34%

Sequence No.: 15  
Sample ID: D0618-01CSD,18336  
Analyst:  
Initial Sample Wt:  
Dilution:

Autosampler Location: 44  
Date Collected: 6/3/2005 10:48:37 AM  
Data Type: Original  
Initial Sample Vol:  
Sample Prep Vol:

-----  
Mean Data: D0618-01CSD,18336

Analyte	Mean Corrected Intensity	Conc. Units	Calib	Std.Dev.	Sample Conc. Units	Std.Dev.	RSD
Na 589.592	218644.8	27.655 mg/L		0.0796	27.655 mg/L	0.0796	0.29%

Sequence No.: 16

Sample ID: D0618-05C,18336

Analyst:

Initial Sample Wt:

Dilution:

Autosampler Location: 45

Date Collected: 6/3/2005 10:50:58 AM

Data Type: Original

Initial Sample Vol:

Sample Prep Vol:

-----  
Mean Data: D0618-05C,18336

Analyte	Mean Corrected Intensity	Conc. Units	Calib	Std.Dev.	Sample Conc. Units	Std.Dev.	RSD
Na 589.592	410860.5	51.967 mg/L		0.0599	51.967 mg/L	0.0599	0.12%

Sequence No.: 17

Sample ID: D0618-06C,18336

Analyst:

Initial Sample Wt:

Dilution:

Autosampler Location: 46

Date Collected: 6/3/2005 10:53:20 AM

Data Type: Original

Initial Sample Vol:

Sample Prep Vol:

-----  
Mean Data: D0618-06C,18336

Analyte	Mean Corrected Intensity	Conc. Units	Calib	Std.Dev.	Sample Conc. Units	Std.Dev.	RSD
Na 589.592	724687.3	91.660 mg/L		1.3024	91.660 mg/L	1.3024	1.42%

Sequence No.: 18

Sample ID: D0618-09C,18336

Analyst:

Initial Sample Wt:

Dilution:

Autosampler Location: 47

Date Collected: 6/3/2005 10:55:44 AM

Data Type: Original

Initial Sample Vol:

Sample Prep Vol:

-----  
Mean Data: D0618-09C,18336

Analyte	Mean Corrected Intensity	Conc. Units	Calib	Std.Dev.	Sample Conc. Units	Std.Dev.	RSD
Na 589.592	490.2	0.0620 mg/L		0.00083	0.0620 mg/L	0.00083	1.35%

Sequence No.: 19

Sample ID: CCV

Analyst:

Initial Sample Wt:

Dilution:

Autosampler Location: 3

Date Collected: 6/3/2005 10:58:06 AM

Data Type: Original

Initial Sample Vol:

Sample Prep Vol:

-----  
Mean Data: CCV

Analyte	Mean Corrected Intensity	Conc. Units	Calib	Std.Dev.	Sample Conc. Units	Std.Dev.	RSD
Na 589.592	209563.6	26.506 mg/L		0.3254	26.506 mg/L	0.3254	1.23%

Sequence No.: 20

Sample ID: CCB

Analyst:

Initial Sample Wt:

Dilution:

Autosampler Location: 4

Date Collected: 6/3/2005 11:00:27 AM

Data Type: Original

Initial Sample Vol:

Sample Prep Vol:

-----  
Mean Data: CCB

Analyte	Mean Corrected Intensity	Conc. Units	Calib	Std.Dev.	Sample Conc. Units	Std.Dev.	RSD
Na 589.592	482.6	0.0610 mg/L		0.00534	0.0610 mg/L	0.00534	8.75%

Sequence No.: 21  
Sample ID: MB-18367,18367  
Analyst:  
Initial Sample Wt:  
Dilution:

Autosampler Location: 48  
Date Collected: 6/3/2005 11:02:48 AM  
Data Type: Original  
Initial Sample Vol:  
Sample Prep Vol:

Mean Data: MB-18367,18367

Analyte	Mean Corrected Intensity	Calib Conc. Units	Std.Dev.	Sample Conc. Units	Std.Dev.	RSD
Na 589.592	342.2	0.0433 mg/L	0.01860	0.0433 mg/L	0.01860	42.99%

Sequence No.: 22  
Sample ID: LCS-18367,18367  
Analyst:  
Initial Sample Wt:  
Dilution:

Autosampler Location: 49  
Date Collected: 6/3/2005 11:05:10 AM  
Data Type: Original  
Initial Sample Vol:  
Sample Prep Vol:

Mean Data: LCS-18367,18367

Analyte	Mean Corrected Intensity	Calib Conc. Units	Std.Dev.	Sample Conc. Units	Std.Dev.	RSD
Na 589.592	34808.9	4.4027 mg/L	0.00826	4.4027 mg/L	0.00826	0.19%

Sequence No.: 23  
Sample ID: D0609-06A,18367  
Analyst:  
Initial Sample Wt:  
Dilution:

Autosampler Location: 50  
Date Collected: 6/3/2005 11:07:32 AM  
Data Type: Original  
Initial Sample Vol:  
Sample Prep Vol:

Mean Data: D0609-06A,18367

Analyte	Mean Corrected Intensity	Calib Conc. Units	Std.Dev.	Sample Conc. Units	Std.Dev.	RSD
Na 589.592	4941.3	0.6250 mg/L	0.00763	0.6250 mg/L	0.00763	1.22%

Sequence No.: 24  
Sample ID: D0609-06ADUP,18367  
Analyst:  
Initial Sample Wt:  
Dilution:

Autosampler Location: 51  
Date Collected: 6/3/2005 11:09:52 AM  
Data Type: Original  
Initial Sample Vol:  
Sample Prep Vol:

Mean Data: D0609-06ADUP,18367

Analyte	Mean Corrected Intensity	Calib Conc. Units	Std.Dev.	Sample Conc. Units	Std.Dev.	RSD
Na 589.592	5233.8	0.6620 mg/L	0.01065	0.6620 mg/L	0.01065	1.61%

Sequence No.: 25  
Sample ID: D0609-06ASD,18367  
Analyst:  
Initial Sample Wt:  
Dilution:

Autosampler Location: 52  
Date Collected: 6/3/2005 11:12:12 AM  
Data Type: Original  
Initial Sample Vol:  
Sample Prep Vol:

Mean Data: D0609-06ASD,18367

Analyte	Mean Corrected Intensity	Calib Conc. Units	Std.Dev.	Sample Conc. Units	Std.Dev.	RSD
Na 589.592	1227.2	0.1552 mg/L	0.02722	0.1552 mg/L	0.02722	17.54%

Sequence No.: 26  
Sample ID: D0609-07A,18367  
Analyst:  
Initial Sample Wt:

Autosampler Location: 53  
Date Collected: 6/3/2005 11:14:32 AM  
Data Type: Original  
Initial Sample Vol:

Dilution:

Sample Prep Vol:

Mean Data: D0609-07A,18367

Analyte	Mean Corrected Intensity	Calib Conc. Units	Std.Dev.	Sample Conc. Units	Std.Dev.	RSD
Na 589.592	7015.7	0.8874 mg/L	0.00785	0.8874 mg/L	0.00785	0.88%

Sequence No.: 27

Autosampler Location: 54

Sample ID: D0609-15A,18367

Date Collected: 6/3/2005 11:16:53 AM

Analyst:

Data Type: Original

Initial Sample Wt:

Initial Sample Vol:

Dilution:

Sample Prep Vol:

Mean Data: D0609-15A,18367

Analyte	Mean Corrected Intensity	Calib Conc. Units	Std.Dev.	Sample Conc. Units	Std.Dev.	RSD
Na 589.592	3026.5	0.3828 mg/L	0.01587	0.3828 mg/L	0.01587	4.15%

Sequence No.: 28

Autosampler Location: 55

Sample ID: D0609-16A,18367

Date Collected: 6/3/2005 11:19:13 AM

Analyst:

Data Type: Original

Initial Sample Wt:

Initial Sample Vol:

Dilution:

Sample Prep Vol:

Mean Data: D0609-16A,18367

Analyte	Mean Corrected Intensity	Calib Conc. Units	Std.Dev.	Sample Conc. Units	Std.Dev.	RSD
Na 589.592	4396.3	0.5561 mg/L	0.01538	0.5561 mg/L	0.01538	2.77%

Sequence No.: 29

Autosampler Location: 5

Sample ID: ICSA

Date Collected: 6/3/2005 11:21:33 AM

Analyst:

Data Type: Original

Initial Sample Wt:

Initial Sample Vol:

Dilution:

Sample Prep Vol:

Mean Data: ICSA

Analyte	Mean Corrected Intensity	Calib Conc. Units	Std.Dev.	Sample Conc. Units	Std.Dev.	RSD
Na 589.592	500.3	0.0633 mg/L	0.01573	0.0633 mg/L	0.01573	24.86%

Sequence No.: 30

Autosampler Location: 6

Sample ID: ICSAB

Date Collected: 6/3/2005 11:23:55 AM

Analyst:

Data Type: Original

Initial Sample Wt:

Initial Sample Vol:

Dilution:

Sample Prep Vol:

Mean Data: ICSAB

Analyte	Mean Corrected Intensity	Calib Conc. Units	Std.Dev.	Sample Conc. Units	Std.Dev.	RSD
Na 589.592	617.0	0.0780 mg/L	0.00534	0.0780 mg/L	0.00534	6.84%

Sequence No.: 31

Autosampler Location: 3

Sample ID: CCV

Date Collected: 6/3/2005 11:26:13 AM

Analyst:

Data Type: Original

Initial Sample Wt:

Initial Sample Vol:

Dilution:

Sample Prep Vol:

Mean Data: CCV

Analyte	Mean Corrected Intensity	Calib Conc. Units	Std.Dev.	Sample Conc. Units	Std.Dev.	RSD
---------	--------------------------	-------------------	----------	--------------------	----------	-----

Na 589.592 211129.2 26.704 mg/L 0.0058 26.704 mg/L 0.0058 0.02%

Sequence No.: 32  
Sample ID: CCB  
Analyst:  
Initial Sample Wt:  
Dilution:

Autosampler Location: 4  
Date Collected: 6/3/2005 11:28:35 AM  
Data Type: Original  
Initial Sample Vol:  
Sample Prep Vol:

## Mean Data: CCB

Analyte	Mean Corrected Intensity	Calib Conc. Units	Std.Dev.	Sample Conc. Units	Std.Dev.	RSD
Na 589.592	245.7	0.0311 mg/L	0.00766	0.0311 mg/L	0.00766	24.64%

Sequence No.: 33  
Sample ID: D0623-01B,18367  
Analyst:  
Initial Sample Wt:  
Dilution:

Autosampler Location: 56  
Date Collected: 6/3/2005 11:30:56 AM  
Data Type: Original  
Initial Sample Vol:  
Sample Prep Vol:

## Mean Data: D0623-01B,18367

Analyte	Mean Corrected Intensity	Calib Conc. Units	Std.Dev.	Sample Conc. Units	Std.Dev.	RSD
Na 589.592	4453.7	0.5633 mg/L	0.01165	0.5633 mg/L	0.01165	2.07%

Sequence No.: 34  
Sample ID: D0623-01BDUP,18367  
Analyst:  
Initial Sample Wt:  
Dilution:

Autosampler Location: 57  
Date Collected: 6/3/2005 11:33:17 AM  
Data Type: Original  
Initial Sample Vol:  
Sample Prep Vol:

## Mean Data: D0623-01BDUP,18367

Analyte	Mean Corrected Intensity	Calib Conc. Units	Std.Dev.	Sample Conc. Units	Std.Dev.	RSD
Na 589.592	4020.3	0.5085 mg/L	0.01374	0.5085 mg/L	0.01374	2.70%

Sequence No.: 35  
Sample ID: D0623-01BSD,18367  
Analyst:  
Initial Sample Wt:  
Dilution:

Autosampler Location: 58  
Date Collected: 6/3/2005 11:35:37 AM  
Data Type: Original  
Initial Sample Vol:  
Sample Prep Vol:

## Mean Data: D0623-01BSD,18367

Analyte	Mean Corrected Intensity	Calib Conc. Units	Std.Dev.	Sample Conc. Units	Std.Dev.	RSD
Na 589.592	1019.9	0.1290 mg/L	0.01139	0.1290 mg/L	0.01139	8.83%

Sequence No.: 36  
Sample ID: D0623-02B,18367  
Analyst:  
Initial Sample Wt:  
Dilution:

Autosampler Location: 59  
Date Collected: 6/3/2005 11:37:58 AM  
Data Type: Original  
Initial Sample Vol:  
Sample Prep Vol:

## Mean Data: D0623-02B,18367

Analyte	Mean Corrected Intensity	Calib Conc. Units	Std.Dev.	Sample Conc. Units	Std.Dev.	RSD
Na 589.592	2859.6	0.3617 mg/L	0.03521	0.3617 mg/L	0.03521	9.74%

Sequence No.: 37  
Sample ID: D0623-03B,18367  
Analyst:

Autosampler Location: 60  
Date Collected: 6/3/2005 11:40:19 AM  
Data Type: Original

Initial Sample Wt:  
Dilution:

Initial Sample Vol:  
Sample Prep Vol:

Mean Data: D0623-03B,18367

Analyte	Mean Corrected Intensity	Calib Conc. Units	Std.Dev.	Sample Conc. Units	Std.Dev.	RSD
Na 589.592	2741.0	0.3467 mg/L	0.00139	0.3467 mg/L	0.00139	0.40%

Sequence No.: 38

Sample ID: D0623-04B,18367

Analyst:

Initial Sample Wt:

Dilution:

Autosampler Location: 61

Date Collected: 6/3/2005 11:42:42 AM

Data Type: Original

Initial Sample Vol:

Sample Prep Vol:

Mean Data: D0623-04B,18367

Analyte	Mean Corrected Intensity	Calib Conc. Units	Std.Dev.	Sample Conc. Units	Std.Dev.	RSD
Na 589.592	2230.4	0.2821 mg/L	0.00041	0.2821 mg/L	0.00041	0.14%

Sequence No.: 39

Sample ID: D0623-05B,18367

Analyst:

Initial Sample Wt:

Dilution:

Autosampler Location: 62

Date Collected: 6/3/2005 11:45:04 AM

Data Type: Original

Initial Sample Vol:

Sample Prep Vol:

Mean Data: D0623-05B,18367

Analyte	Mean Corrected Intensity	Calib Conc. Units	Std.Dev.	Sample Conc. Units	Std.Dev.	RSD
Na 589.592	1911.8	0.2418 mg/L	0.00887	0.2418 mg/L	0.00887	3.67%

Sequence No.: 40

Sample ID: ICSA

Analyst:

Initial Sample Wt:

Dilution:

Autosampler Location: 5

Date Collected: 6/3/2005 11:47:24 AM

Data Type: Original

Initial Sample Vol:

Sample Prep Vol:

Mean Data: ICSA

Analyte	Mean Corrected Intensity	Calib Conc. Units	Std.Dev.	Sample Conc. Units	Std.Dev.	RSD
Na 589.592	335.1	0.0424 mg/L	0.01015	0.0424 mg/L	0.01015	23.95%

Sequence No.: 41

Sample ID: ICSAB

Analyst:

Initial Sample Wt:

Dilution:

Autosampler Location: 6

Date Collected: 6/3/2005 11:49:46 AM

Data Type: Original

Initial Sample Vol:

Sample Prep Vol:

Mean Data: ICSAB

Analyte	Mean Corrected Intensity	Calib Conc. Units	Std.Dev.	Sample Conc. Units	Std.Dev.	RSD
Na 589.592	485.2	0.0614 mg/L	0.00748	0.0614 mg/L	0.00748	12.18%

Sequence No.: 42

Sample ID: CCV

Analyst:

Initial Sample Wt:

Dilution:

Autosampler Location: 3

Date Collected: 6/3/2005 11:52:04 AM

Data Type: Original

Initial Sample Vol:

Sample Prep Vol:

Mean Data: CCV

Mean Corrected

Calib

Sample



Analyte	Intensity	Conc. Units	Std.Dev.	Conc. Units	Std.Dev.	RSD
Na 589.592	210526.7	26.628 mg/L	0.2088	26.628 mg/L	0.2088	0.78%

Sequence No.: 43

Sample ID: CCB

Analyst:

Initial Sample Wt:

Dilution:

Autosampler Location: 4

Date Collected: 6/3/2005 11:54:26 AM

Data Type: Original

Initial Sample Vol:

Sample Prep Vol:

Mean Data: CCB

Analyte	Mean Corrected Intensity	Calib Conc. Units	Std.Dev.	Sample Conc. Units	Std.Dev.	RSD
Na 589.592	67.7	0.0086 mg/L	0.01591	0.0086 mg/L	0.01591	185.75%

## =====

Reprocessing Begun

Logged In Analyst: optima3

Technique: ICP Continuous

Results Data Set (original): B05060301

Results Library (original): C:\pe\Administrator\Results\Results.mdb

Results Data Set (reprocessed): B05060301A

Results Library (reprocessed): C:\pe\Administrator\Results\Results.mdb

=====

Sequence No.: 1

Sample ID: S0

Analyst:

Logged In Analyst (Original) : optima3

Initial Sample Wt:

Dilution:

Autosampler Location: 1

Date Collected: 6/3/2005 11:55:39 AM

Data Type: Reprocessed on 6/3/2005 1:46:34 PM

Initial Sample Vol:

Sample Prep Vol:

-----

Mean Data: S0

Analyte	Mean Corrected Intensity	Std.Dev.	RSD	Calib Conc. Units
K 766.490	1958.9	48.33	2.47%	[0.00] mg/L

=====

Sequence No.: 2

Sample ID: S1

Analyst:

Logged In Analyst (Original) : optima3

Initial Sample Wt:

Dilution:

Autosampler Location: 2

Date Collected: 6/3/2005 11:58:05 AM

Data Type: Reprocessed on 6/3/2005 1:46:34 PM

Initial Sample Vol:

Sample Prep Vol:

-----

Mean Data: S1

Analyte	Mean Corrected Intensity	Std.Dev.	RSD	Calib Conc. Units
K 766.490	171433.9	90.48	0.05%	[50] mg/L

## -----

Calibration Summary

Analyte	Stds.	Equation	Intercept	Slope	Curvature	Corr. Coef.	Reslope
K 766.490	1	Lin Thru 0	0.0	3429	0.00000	1.000000	

=====

Sequence No.: 3

Sample ID: ICV

Analyst:

Logged In Analyst (Original) : optima3

Initial Sample Wt:

Dilution:

Autosampler Location: 9

Date Collected: 6/3/2005 12:00:25 PM

Data Type: Reprocessed on 6/3/2005 1:47:05 PM

Initial Sample Vol:

Sample Prep Vol:

-----

Mean Data: ICV

Analyte	Mean Corrected Intensity	Calib Conc. Units	Std.Dev.	Sample Conc. Units	Std.Dev.	RSD
K 766.490	129428.9	37.749 mg/L	0.2873	37.749 mg/L	0.2873	0.76%

=====

Sequence No.: 4

Sample ID: ICB

Analyst:

Logged In Analyst (Original) : optima3

Initial Sample Wt:

Dilution:

Autosampler Location: 4

Date Collected: 6/3/2005 12:02:45 PM

Data Type: Reprocessed on 6/3/2005 1:47:08 PM

Initial Sample Vol:

Sample Prep Vol:

-----

Mean Data: ICB

Analyte	Mean Corrected Intensity	Calib Conc. Units	Std.Dev.	Sample Conc. Units	Std.Dev.	RSD
K 766.490	98.0	0.0286 mg/L	0.01195	0.0286 mg/L	0.01195	41.81%

Sequence No.: 5  
Sample ID: ICSA  
Analyst:  
Logged In Analyst (Original) : optima3  
Initial Sample Wt:  
Dilution:

Autosampler Location: 5  
Date Collected: 6/3/2005 12:05:07 PM  
Data Type: Reprocessed on 6/3/2005 1:47:09 PM  
Initial Sample Vol:  
Sample Prep Vol:

## Mean Data: ICSA

Analyte	Mean Corrected Intensity	Calib Conc. Units	Std.Dev.	Sample Conc. Units	Std.Dev.	RSD
K 766.490	269.4	0.0786 mg/L	0.00881	0.0786 mg/L	0.00881	11.21%

Sequence No.: 6  
Sample ID: ICSAB  
Analyst:  
Logged In Analyst (Original) : optima3  
Initial Sample Wt:  
Dilution:

Autosampler Location: 6  
Date Collected: 6/3/2005 12:07:29 PM  
Data Type: Reprocessed on 6/3/2005 1:47:09 PM  
Initial Sample Vol:  
Sample Prep Vol:

## Mean Data: ICSAB

Analyte	Mean Corrected Intensity	Calib Conc. Units	Std.Dev.	Sample Conc. Units	Std.Dev.	RSD
K 766.490	317.2	0.0925 mg/L	0.02070	0.0925 mg/L	0.02070	22.37%

Sequence No.: 7  
Sample ID: CCV  
Analyst:  
Logged In Analyst (Original) : optima3  
Initial Sample Wt:  
Dilution:

Autosampler Location: 3  
Date Collected: 6/3/2005 12:09:47 PM  
Data Type: Reprocessed on 6/3/2005 1:47:09 PM  
Initial Sample Vol:  
Sample Prep Vol:

## Mean Data: CCV

Analyte	Mean Corrected Intensity	Calib Conc. Units	Std.Dev.	Sample Conc. Units	Std.Dev.	RSD
K 766.490	86821.3	25.322 mg/L	0.0697	25.322 mg/L	0.0697	0.28%

Sequence No.: 8  
Sample ID: CCB  
Analyst:  
Logged In Analyst (Original) : optima3  
Initial Sample Wt:  
Dilution:

Autosampler Location: 4  
Date Collected: 6/3/2005 12:12:08 PM  
Data Type: Reprocessed on 6/3/2005 1:47:09 PM  
Initial Sample Vol:  
Sample Prep Vol:

## Mean Data: CCB

Analyte	Mean Corrected Intensity	Calib Conc. Units	Std.Dev.	Sample Conc. Units	Std.Dev.	RSD
K 766.490	58.2	0.0170 mg/L	0.03313	0.0170 mg/L	0.03313	195.06%

Sequence No.: 9  
Sample ID: MB-18336,18336  
Analyst:  
Logged In Analyst (Original) : optima3  
Initial Sample Wt:  
Dilution:

Autosampler Location: 38  
Date Collected: 6/3/2005 12:14:32 PM  
Data Type: Reprocessed on 6/3/2005 1:47:09 PM  
Initial Sample Vol:  
Sample Prep Vol:

## Mean Data: MB-18336,18336

Analyte	Mean Corrected Intensity	Calib Conc. Units	Std.Dev.	Sample Conc. Units	Std.Dev.	RSD
K 766.490	-12.2	-0.0036 mg/L	0.01632	-0.0036 mg/L	0.01632	458.70%

Sequence No.: 10  
Sample ID: LCS-18336,18336  
Analyst:  
Logged In Analyst (Original) : optima3  
Initial Sample Wt:  
Dilution:

Autosampler Location: 39  
Date Collected: 6/3/2005 12:16:53 PM  
Data Type: Reprocessed on 6/3/2005 1:47:10 PM  
Initial Sample Vol:  
Sample Prep Vol:

Mean Data: LCS-18336,18336

Analyte	Mean Corrected Intensity	Conc. Units	Calib	Std.Dev.	Sample Conc. Units	Std.Dev.	RSD
K 766.490	77390.6	22.572 mg/L		0.2757	22.572 mg/L	0.2757	1.22%

Sequence No.: 11  
Sample ID: D0623-08C,18336  
Analyst:  
Logged In Analyst (Original) : optima3  
Initial Sample Wt:  
Dilution:

Autosampler Location: 40  
Date Collected: 6/3/2005 12:19:14 PM  
Data Type: Reprocessed on 6/3/2005 1:47:10 PM  
Initial Sample Vol:  
Sample Prep Vol:

Mean Data: D0623-08C,18336

Analyte	Mean Corrected Intensity	Conc. Units	Calib	Std.Dev.	Sample Conc. Units	Std.Dev.	RSD
K 766.490	299.5	0.0874 mg/L		0.00848	0.0874 mg/L	0.00848	9.70%

Sequence No.: 12  
Sample ID: D0623-08CSD,18336  
Analyst:  
Logged In Analyst (Original) : optima3  
Initial Sample Wt:  
Dilution:

Autosampler Location: 41  
Date Collected: 6/3/2005 12:21:34 PM  
Data Type: Reprocessed on 6/3/2005 1:47:10 PM  
Initial Sample Vol:  
Sample Prep Vol:

Mean Data: D0623-08CSD,18336

Analyte	Mean Corrected Intensity	Conc. Units	Calib	Std.Dev.	Sample Conc. Units	Std.Dev.	RSD
K 766.490	134.0	0.0391 mg/L		0.00611	0.0391 mg/L	0.00611	15.64%

Sequence No.: 13  
Sample ID: D0618-01C,18336  
Analyst:  
Logged In Analyst (Original) : optima3  
Initial Sample Wt:  
Dilution:

Autosampler Location: 42  
Date Collected: 6/3/2005 12:23:57 PM  
Data Type: Reprocessed on 6/3/2005 1:47:10 PM  
Initial Sample Vol:  
Sample Prep Vol:

Mean Data: D0618-01C,18336

Analyte	Mean Corrected Intensity	Conc. Units	Calib	Std.Dev.	Sample Conc. Units	Std.Dev.	RSD
K 766.490	39285.7	11.458 mg/L		0.0172	11.458 mg/L	0.0172	0.15%

Sequence No.: 14  
Sample ID: D0618-01CDUP,18336  
Analyst:  
Logged In Analyst (Original) : optima3  
Initial Sample Wt:  
Dilution:

Autosampler Location: 43  
Date Collected: 6/3/2005 12:26:17 PM  
Data Type: Reprocessed on 6/3/2005 1:47:11 PM  
Initial Sample Vol:  
Sample Prep Vol:

Mean Data: D0618-01CDUP,18336

Analyte	Mean Corrected Intensity	Conc. Units	Calib	Std.Dev.	Sample Conc. Units	Std.Dev.	RSD
K 766.490	38630.2	11.267 mg/L		0.1065	11.267 mg/L	0.1065	0.94%

Sequence No.: 15  
Sample ID: D0618-01CSD,18336  
Analyst:  
Logged In Analyst (Original) : optima3  
Initial Sample Wt:  
Dilution:

Autosampler Location: 44  
Date Collected: 6/3/2005 12:28:37 PM  
Data Type: Reprocessed on 6/3/2005 1:47:11 PM  
Initial Sample Vol:  
Sample Prep Vol:

Mean Data: D0618-01CSD,18336

Analyte	Mean Corrected Intensity	Calib Conc. Units	Std.Dev.	Sample Conc. Units	Std.Dev.	RSD
K 766.490	8054.5	2.3492 mg/L	0.01482	2.3492 mg/L	0.01482	0.63%

Sequence No.: 16  
Sample ID: D0618-05C,18336  
Analyst:  
Logged In Analyst (Original) : optima3  
Initial Sample Wt:  
Dilution:

Autosampler Location: 45  
Date Collected: 6/3/2005 12:30:57 PM  
Data Type: Reprocessed on 6/3/2005 1:47:11 PM  
Initial Sample Vol:  
Sample Prep Vol:

Mean Data: D0618-05C,18336

Analyte	Mean Corrected Intensity	Calib Conc. Units	Std.Dev.	Sample Conc. Units	Std.Dev.	RSD
K 766.490	6274.7	1.8301 mg/L	0.01839	1.8301 mg/L	0.01839	1.01%

Sequence No.: 17  
Sample ID: D0618-06C,18336  
Analyst:  
Logged In Analyst (Original) : optima3  
Initial Sample Wt:  
Dilution:

Autosampler Location: 46  
Date Collected: 6/3/2005 12:33:18 PM  
Data Type: Reprocessed on 6/3/2005 1:47:11 PM  
Initial Sample Vol:  
Sample Prep Vol:

Mean Data: D0618-06C,18336

Analyte	Mean Corrected Intensity	Calib Conc. Units	Std.Dev.	Sample Conc. Units	Std.Dev.	RSD
K 766.490	25742.9	7.5081 mg/L	0.05530	7.5081 mg/L	0.05530	0.74%

Sequence No.: 18  
Sample ID: D0618-09C,18336  
Analyst:  
Logged In Analyst (Original) : optima3  
Initial Sample Wt:  
Dilution:

Autosampler Location: 47  
Date Collected: 6/3/2005 12:35:39 PM  
Data Type: Reprocessed on 6/3/2005 1:47:11 PM  
Initial Sample Vol:  
Sample Prep Vol:

Mean Data: D0618-09C,18336

Analyte	Mean Corrected Intensity	Calib Conc. Units	Std.Dev.	Sample Conc. Units	Std.Dev.	RSD
K 766.490	162.0	0.0473 mg/L	0.04746	0.0473 mg/L	0.04746	100.41%

Sequence No.: 19  
Sample ID: CCV  
Analyst:  
Logged In Analyst (Original) : optima3  
Initial Sample Wt:  
Dilution:

Autosampler Location: 3  
Date Collected: 6/3/2005 12:38:00 PM  
Data Type: Reprocessed on 6/3/2005 1:47:11 PM  
Initial Sample Vol:  
Sample Prep Vol:

Mean Data: CCV

Analyte	Mean Corrected Intensity	Calib Conc. Units	Std.Dev.	Sample Conc. Units	Std.Dev.	RSD
K 766.490	88947.2	25.942 mg/L	0.2360	25.942 mg/L	0.2360	0.91%

Sequence No.: 20

Autosampler Location: 4

Sample ID: CCB  
Analyst:  
Logged In Analyst (Original) : optima3  
Initial Sample Wt:  
Dilution:

Date Collected: 6/3/2005 12:40:21 PM  
Data Type: Reprocessed on 6/3/2005 1:47:11 PM  
Initial Sample Vol:  
Sample Prep Vol:

-----  
Mean Data: CCB

Analyte	Mean Corrected Intensity	Conc. Units	Calib	Std.Dev.	Sample Conc. Units	Std.Dev.	RSD
K 766.490	247.7	0.0722	mg/L	0.00002	0.0722 mg/L	0.00002	0.03%

Sequence No.: 21  
Sample ID: MB-18367,18367  
Analyst:  
Logged In Analyst (Original) : optima3  
Initial Sample Wt:  
Dilution:

Autosampler Location: 48  
Date Collected: 6/3/2005 12:42:42 PM  
Data Type: Reprocessed on 6/3/2005 1:47:12 PM  
Initial Sample Vol:  
Sample Prep Vol:

-----  
Mean Data: MB-18367,18367

Analyte	Mean Corrected Intensity	Conc. Units	Calib	Std.Dev.	Sample Conc. Units	Std.Dev.	RSD
K 766.490	23.1	0.0067	mg/L	0.01834	0.0067 mg/L	0.01834	272.25%

Sequence No.: 22  
Sample ID: LCS-18367,18367  
Analyst:  
Logged In Analyst (Original) : optima3  
Initial Sample Wt:  
Dilution:

Autosampler Location: 49  
Date Collected: 6/3/2005 12:45:05 PM  
Data Type: Reprocessed on 6/3/2005 1:47:12 PM  
Initial Sample Vol:  
Sample Prep Vol:

-----  
Mean Data: LCS-18367,18367

Analyte	Mean Corrected Intensity	Conc. Units	Calib	Std.Dev.	Sample Conc. Units	Std.Dev.	RSD
K 766.490	30082.1	8.7737	mg/L	0.03940	8.7737 mg/L	0.03940	0.45%

Sequence No.: 23  
Sample ID: D0609-06A,18367  
Analyst:  
Logged In Analyst (Original) : optima3  
Initial Sample Wt:  
Dilution:

Autosampler Location: 50  
Date Collected: 6/3/2005 12:47:27 PM  
Data Type: Reprocessed on 6/3/2005 1:47:12 PM  
Initial Sample Vol:  
Sample Prep Vol:

-----  
Mean Data: D0609-06A,18367

Analyte	Mean Corrected Intensity	Conc. Units	Calib	Std.Dev.	Sample Conc. Units	Std.Dev.	RSD
K 766.490	7605.0	2.2180	mg/L	0.10471	2.2180 mg/L	0.10471	4.72%

Sequence No.: 24  
Sample ID: D0609-06ADUP,18367  
Analyst:  
Logged In Analyst (Original) : optima3  
Initial Sample Wt:  
Dilution:

Autosampler Location: 51  
Date Collected: 6/3/2005 12:49:47 PM  
Data Type: Reprocessed on 6/3/2005 1:47:12 PM  
Initial Sample Vol:  
Sample Prep Vol:

-----  
Mean Data: D0609-06ADUP,18367

Analyte	Mean Corrected Intensity	Conc. Units	Calib	Std.Dev.	Sample Conc. Units	Std.Dev.	RSD
K 766.490	8128.1	2.3706	mg/L	0.01545	2.3706 mg/L	0.01545	0.65%

Sequence No.: 25  
Sample ID: D0609-06ASD,18367

Autosampler Location: 52  
Date Collected: 6/3/2005 12:52:07 PM

Analyst:  
Logged In Analyst (Original) : optima3  
Initial Sample Wt:  
Dilution:

Data Type: Reprocessed on 6/3/2005 1:47:12 PM  
Initial Sample Vol:  
Sample Prep Vol:

-----  
Mean Data: D0609-06ASD,18367

Analyte	Mean Corrected Intensity	Conc. Units	Calib	Std.Dev.	Conc. Units	Sample	Std.Dev.	RSD
K 766.490	1594.4	0.4650 mg/L		0.01489	0.4650 mg/L		0.01489	3.20%

Sequence No.: 26  
Sample ID: D0609-07A,18367  
Analyst:  
Logged In Analyst (Original) : optima3  
Initial Sample Wt:  
Dilution:

Autosampler Location: 53  
Date Collected: 6/3/2005 12:54:27 PM  
Data Type: Reprocessed on 6/3/2005 1:47:13 PM  
Initial Sample Vol:  
Sample Prep Vol:

-----  
Mean Data: D0609-07A,18367

Analyte	Mean Corrected Intensity	Conc. Units	Calib	Std.Dev.	Conc. Units	Sample	Std.Dev.	RSD
K 766.490	10703.1	3.1216 mg/L		0.02689	3.1216 mg/L		0.02689	0.86%

Sequence No.: 27  
Sample ID: D0609-15A,18367  
Analyst:  
Logged In Analyst (Original) : optima3  
Initial Sample Wt:  
Dilution:

Autosampler Location: 54  
Date Collected: 6/3/2005 12:56:50 PM  
Data Type: Reprocessed on 6/3/2005 1:47:13 PM  
Initial Sample Vol:  
Sample Prep Vol:

-----  
Mean Data: D0609-15A,18367

Analyte	Mean Corrected Intensity	Conc. Units	Calib	Std.Dev.	Conc. Units	Sample	Std.Dev.	RSD
K 766.490	20911.3	6.0990 mg/L		0.14551	6.0990 mg/L		0.14551	2.39%

Sequence No.: 28  
Sample ID: D0609-16A,18367  
Analyst:  
Logged In Analyst (Original) : optima3  
Initial Sample Wt:  
Dilution:

Autosampler Location: 55  
Date Collected: 6/3/2005 12:59:11 PM  
Data Type: Reprocessed on 6/3/2005 1:47:13 PM  
Initial Sample Vol:  
Sample Prep Vol:

-----  
Mean Data: D0609-16A,18367

Analyte	Mean Corrected Intensity	Conc. Units	Calib	Std.Dev.	Conc. Units	Sample	Std.Dev.	RSD
K 766.490	18027.4	5.2578 mg/L		0.13915	5.2578 mg/L		0.13915	2.65%

Sequence No.: 29  
Sample ID: ICSEA  
Analyst:  
Logged In Analyst (Original) : optima3  
Initial Sample Wt:  
Dilution:

Autosampler Location: 5  
Date Collected: 6/3/2005 1:01:31 PM  
Data Type: Reprocessed on 6/3/2005 1:47:13 PM  
Initial Sample Vol:  
Sample Prep Vol:

-----  
Mean Data: ICSEA

Analyte	Mean Corrected Intensity	Conc. Units	Calib	Std.Dev.	Conc. Units	Sample	Std.Dev.	RSD
K 766.490	87.7	0.0256 mg/L		0.01886	0.0256 mg/L		0.01886	73.71%

Sequence No.: 30  
Sample ID: ICSEA  
Analyst:

Autosampler Location: 6  
Date Collected: 6/3/2005 1:03:53 PM  
Data Type: Reprocessed on 6/3/2005 1:47:13 PM

Logged In Analyst (Original) : optima3  
Initial Sample Wt:  
Dilution:

Initial Sample Vol:  
Sample Prep Vol:

-----  
Mean Data: ICSAB

Analyte	Mean Corrected Intensity	Calib Conc. Units	Std.Dev.	Sample Conc. Units	Std.Dev.	RSD
K 766.490	388.5	0.1133 mg/L	0.01347	0.1133 mg/L	0.01347	11.88%

Sequence No.: 31  
Sample ID: CCV  
Analyst:  
Logged In Analyst (Original) : optima3  
Initial Sample Wt:  
Dilution:

Autosampler Location: 3  
Date Collected: 6/3/2005 1:06:11 PM  
Data Type: Reprocessed on 6/3/2005 1:47:13 PM  
Initial Sample Vol:  
Sample Prep Vol:

-----  
Mean Data: CCV

Analyte	Mean Corrected Intensity	Calib Conc. Units	Std.Dev.	Sample Conc. Units	Std.Dev.	RSD
K 766.490	88848.9	25.913 mg/L	0.2803	25.913 mg/L	0.2803	1.08%

Sequence No.: 32  
Sample ID: CCB  
Analyst:  
Logged In Analyst (Original) : optima3  
Initial Sample Wt:  
Dilution:

Autosampler Location: 4  
Date Collected: 6/3/2005 1:08:32 PM  
Data Type: Reprocessed on 6/3/2005 1:47:13 PM  
Initial Sample Vol:  
Sample Prep Vol:

-----  
Mean Data: CCB

Analyte	Mean Corrected Intensity	Calib Conc. Units	Std.Dev.	Sample Conc. Units	Std.Dev.	RSD
K 766.490	-8.2	-0.0024 mg/L	0.03912	-0.0024 mg/L	0.03912	>999.9%

Sequence No.: 33  
Sample ID: D0623-01B,18367  
Analyst:  
Logged In Analyst (Original) : optima3  
Initial Sample Wt:  
Dilution:

Autosampler Location: 56  
Date Collected: 6/3/2005 1:10:53 PM  
Data Type: Reprocessed on 6/3/2005 1:47:13 PM  
Initial Sample Vol:  
Sample Prep Vol:

-----  
Mean Data: D0623-01B,18367

Analyte	Mean Corrected Intensity	Calib Conc. Units	Std.Dev.	Sample Conc. Units	Std.Dev.	RSD
K 766.490	18092.0	5.2767 mg/L	0.15547	5.2767 mg/L	0.15547	2.95%

Sequence No.: 34  
Sample ID: D0623-01BDUP,18367  
Analyst:  
Logged In Analyst (Original) : optima3  
Initial Sample Wt:  
Dilution:

Autosampler Location: 57  
Date Collected: 6/3/2005 1:13:17 PM  
Data Type: Reprocessed on 6/3/2005 1:47:13 PM  
Initial Sample Vol:  
Sample Prep Vol:

-----  
Mean Data: D0623-01BDUP,18367

Analyte	Mean Corrected Intensity	Calib Conc. Units	Std.Dev.	Sample Conc. Units	Std.Dev.	RSD
K 766.490	18241.7	5.3203 mg/L	0.06622	5.3203 mg/L	0.06622	1.24%

Sequence No.: 35  
Sample ID: D0623-01BSD,18367  
Analyst:  
Logged In Analyst (Original) : optima3

Autosampler Location: 58  
Date Collected: 6/3/2005 1:15:37 PM  
Data Type: Reprocessed on 6/3/2005 1:47:13 PM



Method Name: Mercury-IIM  
 Method Description: Mercury  
 Element: Hg

Date: 06/03/2005  
 Technique: FI-MHS  
 Calibration Type:  
 Hg, Zero Intercept: Linear  
 Wavelength: 253.7 nm  
 Sample Info Name: QW.SIF

*D0623*  
*D0618*  
*D0609*  
*IIM-Hg*  
*OK for Hg. IIM-Hg*  
*Dr 6/3/05*

*06/03/05*  
*FIMS.050603A*

Results Data Set Name: H0506031

Element: Hg Seq. No.: 1 AS Loc.: 1 Date: 06/03/2005  
 Sample ID: S0

Repl #	SampleConc µg/L	StndConc µg/L	BlncCorr Signal	Peak Area	Peak Height	Time	Peak Stored
1			0.0000	-0.0050	0.0000	09:40:45	Yes
2			0.0000	-0.0047	0.0000	09:41:14	Yes
Mean:			0.0000				
SD :			0.0000				
%RSD:			15.3367				

Auto-zero performed.

Element: Hg Seq. No.: 2 AS Loc.: 2 Date: 06/03/2005  
 Sample ID: S0.2

Repl #	SampleConc µg/L	StndConc µg/L	BlncCorr Signal	Peak Area	Peak Height	Time	Peak Stored
1			0.0055	0.0221	0.0054	09:42:06	Yes
2			0.0063	0.0284	0.0062	09:42:36	Yes
Mean:			0.0059				
SD :			0.0006				
%RSD:			9.7921				

[Hg] Standard number 1 applied. [0.20]  
 Correlation Coefficient: 1.00000 Slope: 0.02931

Element: Hg Seq. No.: 3 AS Loc.: 3 Date: 06/03/2005  
 Sample ID: S1.0

Repl #	SampleConc µg/L	StndConc µg/L	BlncCorr Signal	Peak Area	Peak Height	Time	Peak Stored
1			0.0237	0.1091	0.0236	09:43:26	Yes
2			0.0241	0.1081	0.0240	09:43:56	Yes
Mean:			0.0239				
SD :			0.0003				
%RSD:			1.1551				

[Hg] Standard number 2 applied. [1.00]  
 Correlation Coefficient: 0.99691 Slope: 0.02411

Element: Hg Seq. No.: 4 AS Loc.: 4 Date: 06/03/2005  
 Sample ID: S2.0

Repl #	SampleConc µg/L	StndConc µg/L	BlncCorr Signal	Peak Area	Peak Height	Time	Peak Stored
1			0.0437	0.2109	0.0437	09:44:47	Yes
2			0.0442	0.2155	0.0442	09:45:16	Yes
Mean:			0.0440				
SD :			0.0003				
%RSD:			0.7601				

[Hg] Standard number 3 applied. [2.00]  
 Correlation Coefficient: 0.99712 Slope: 0.02246

Element: Hg Seq. No.: 5 AS Loc.: 5 Date: 06/03/2005  
Sample ID: S5.0

Repl #	SampleConc µg/L	StdConc µg/L	BlkCorr Signal	Peak Area	Peak Height	Time	Peak Stored
1			0.1178	0.5737	0.1177	09:46:07	Yes
2			0.1178	0.5692	0.1178	09:46:36	Yes
Mean:			0.1178				
SD :			0.0000				
%RSD:							

[Hg] Standard number 4 applied. [5.00]  
Correlation Coefficient: 0.99930 Slope: 0.02338

Element: Hg Seq. No.: 6 AS Loc.: 6 Date: 06/03/2005  
Sample ID: S10.0

Repl #	SampleConc µg/L	StdConc µg/L	BlkCorr Signal	Peak Area	Peak Height	Time	Peak Stored
1			0.2390	1.1722	0.2390	09:47:27	Yes
2			0.2384	1.1635	0.2383	09:47:56	Yes
Mean:			0.2387				
SD :			0.0005				
%RSD:			0.1971				

[Hg] Standard number 5 applied. [10.00]  
Correlation Coefficient: 0.99978 Slope: 0.02376

## Calibration data for Hg

Standard ID	Mean Signal (Pk Height)	Entered Concentration (µg/L)	Calculated Concentration (µg/L)	Standard Deviation	%RSD
S0	0.0000	--	--	----	----
S0.2	0.0059	0.20	0.25	0.001	9.8
S1.0	0.0239	1.00	1.00	0.000	1.2
S2.0	0.0440	2.00	1.85	0.000	0.8
S5.0	0.1178	5.00	4.96	0.000	----
S10.0	0.2387	10.00	10.05	0.000	0.2

Correlation Coefficient: 0.99978 Slope: 0.02376

Element: Hg Seq. No.: 7 AS Loc.: 7 Date: 06/03/2005  
Sample ID: ICV

Repl #	SampleConc µg/L	StdConc µg/L	BlkCorr Signal	Peak Area	Peak Height	Time	Peak Stored
1	1.98	1.98	0.0470	0.2198	0.0469	09:48:46	Yes
2	1.98	1.98	0.0471	0.2203	0.0470	09:49:16	Yes
Mean:	1.98	1.98	0.0470				
SD :	0.003	0.003	0.0001				
%RSD:	0.2	0.2	0.1706				

QC value within specified limits.

Element: Hg Seq. No.: 8 AS Loc.: 1 Date: 06/03/2005  
Sample ID: ICB

Repl #	SampleConc µg/L	StdConc µg/L	BlkCorr Signal	Peak Area	Peak Height	Time	Peak Stored
1	0.01	0.01	0.0002	-0.0051	0.0001	09:50:08	Yes
2	0.00	0.00	0.0001	-0.0012	0.0000	09:50:37	Yes
Mean:	0.00	0.00	0.0001				
SD :	0.003	0.003	0.0001				
%RSD:	66.5	66.5	66.5283				

QC value within specified limits.

=====  
Element: Hg Seq. No.: 9 AS Loc.: 9 Date: 06/03/2005  
Sample ID: CRA  
=====

Repl #	SampleConc µg/L	StdndConc µg/L	BlndCorr Signal	Peak Area	Peak Height	Time	Peak Stored
1	0.22	0.22	0.0052	0.0210	0.0051	09:51:27	Yes
2	0.21	0.21	0.0050	0.0197	0.0050	09:51:56	Yes
Mean:	0.21	0.21	0.0051				
SD :	0.005	0.005	0.0001				
%RSD:	2.3	2.3	2.2666				

=====  
Element: Hg Seq. No.: 10 AS Loc.: 10 Date: 06/03/2005  
Sample ID: CCV  
=====

Repl #	SampleConc µg/L	StdndConc µg/L	BlndCorr Signal	Peak Area	Peak Height	Time	Peak Stored
1	5.05	5.05	0.1199	0.5834	0.1198	09:52:46	Yes
2	5.04	5.04	0.1198	0.5810	0.1197	09:53:15	Yes
Mean:	5.04	5.04	0.1198				
SD :	0.002	0.002	0.0001				
%RSD:							

=====  
Element: Hg Seq. No.: 11 AS Loc.: 11 Date: 06/03/2005  
Sample ID: CCB  
=====

Repl #	SampleConc µg/L	StdndConc µg/L	BlndCorr Signal	Peak Area	Peak Height	Time	Peak Stored
1	0.00	0.00	0.0000	-0.0019	0.0000	09:54:06	Yes
2	0.00	0.00	0.0000	-0.0027	0.0000	09:54:35	Yes
Mean:	0.00	0.00	0.0000				
SD :	0.000	0.000	0.0000				
%RSD:	35.6	35.6	35.6049				

=====  
Element: Hg Seq. No.: 12 AS Loc.: 12 Date: 06/03/2005  
Sample ID: MB-18368  
=====

Repl #	SampleConc µg/L	StdndConc µg/L	BlndCorr Signal	Peak Area	Peak Height	Time	Peak Stored
1	0.01	0.01	0.0002	-0.0036	0.0001	09:55:25	Yes
2	0.01	0.01	0.0002	-0.0024	0.0001	09:55:54	Yes
Mean:	0.01	0.01	0.0002				
SD :	0.001	0.001	0.0000				
%RSD:	9.1	9.1	9.0710				

=====  
Element: Hg Seq. No.: 13 AS Loc.: 13 Date: 06/03/2005  
Sample ID: ~~D0618-01C~~ D0623-08C QW 6/3/05 134m/

Repl #	SampleConc µg/L	StdndConc µg/L	BlndCorr Signal	Peak Area	Peak Height	Time	Peak Stored
1	0.00	0.00	0.0001	-0.0002	0.0001	09:56:44	Yes
2	0.00	0.00	0.0000	-0.0001	0.0000	09:57:13	Yes
Mean:	0.00	0.00	0.0001				
SD :	0.002	0.002	0.0000				
%RSD:	52.6	52.6	52.5605				

=====  
Element: Hg Seq. No.: 14 ~~D0618-01C~~ D0623-01C QW 6/3/05 132m/ AS Loc.: 14 Date: 06/03/2005  
Sample ID: ~~D0618-01C~~ D0623-01C QW 6/3/05

Repl #	SampleConc µg/L	StdndConc µg/L	BlndCorr Signal	Peak Area	Peak Height	Time	Peak Stored
1	0.06	0.06	0.0013	0.0028	0.0013	09:58:03	Yes
2	0.04	0.04	0.0010	0.0038	0.0010	09:58:32	Yes
Mean:	0.05	0.05	0.0012				

SD : 0.009 0.009 0.0002  
 %RSD: 17.5 17.5 17.4787

Element: Hg Seq. No.: 15 AS Loc.: 15 Date: 06/03/2005

Sample ID: ~~D0618-01CMS~~ D0618-01CUP OW 6/3/05

132ml

Repl #	SampleConc µg/L	StdConc µg/L	BlkCorr Signal	Peak Area	Peak Height	Time	Peak Stored
1	0.05	0.05	0.0012	0.0062	0.0012	09:59:22	Yes
2	0.06	0.06	0.0015	0.0072	0.0015	09:59:51	Yes
Mean:	0.06	0.06	0.0014				
SD :	0.010	0.010	0.0002				
%RSD:	17.3	17.3	17.2628				

Element: Hg Seq. No.: 16 AS Loc.: 16 Date: 06/03/2005

Sample ID: ~~D0618-05C~~ D0618-01CMS OW 6/3/05

132ml

Repl #	SampleConc µg/L	StdConc µg/L	BlkCorr Signal	Peak Area	Peak Height	Time	Peak Stored
1	0.81	0.81	0.0191	0.0846	0.0191	10:00:41	Yes
2	0.76	0.76	0.0180	0.0834	0.0180	10:01:10	Yes
Mean:	0.78	0.78	0.0186				
SD :	0.032	0.032	0.0008				
%RSD:	4.1	4.1	4.1445				

Element: Hg Seq. No.: 17 AS Loc.: 7 Date: 06/03/2005

Sample ID: CCV

Repl #	SampleConc µg/L	StdConc µg/L	BlkCorr Signal	Peak Area	Peak Height	Time	Peak Stored
1	5.06	5.06	0.1203	0.5853	0.1202	10:02:00	Yes
2	5.09	5.09	0.1208	0.5877	0.1208	10:02:29	Yes
Mean:	5.07	5.07	0.1205				
SD :	0.017	0.017	0.0004				
%RSD:	0.3	0.3	0.3353				

QC value within specified limits.

Element: Hg Seq. No.: 18 AS Loc.: 1 Date: 06/03/2005

Sample ID: CCB

Repl #	SampleConc µg/L	StdConc µg/L	BlkCorr Signal	Peak Area	Peak Height	Time	Peak Stored
1	0.01	0.01	0.0002	-0.0002	0.0002	10:03:21	Yes
2	0.01	0.01	0.0003	0.0006	0.0002	10:03:50	Yes
Mean:	0.01	0.01	0.0003				
SD :	0.001	0.001	0.0000				
%RSD:	12.6	12.6	12.6043				

QC value within specified limits.

Element: Hg Seq. No.: 19 AS Loc.: 17 Date: 06/03/2005

Sample ID: ~~D0618-06C~~ D0618-05C OW 6/3/05

130ml

Repl #	SampleConc µg/L	StdConc µg/L	BlkCorr Signal	Peak Area	Peak Height	Time	Peak Stored
1	0.01	0.01	0.0002	-0.0004	0.0001	10:04:40	Yes
2	0.01	0.01	0.0003	0.0010	0.0003	10:05:09	Yes
Mean:	0.01	0.01	0.0002				
SD :	0.004	0.004	0.0001				
%RSD:	40.9	40.9	40.9195				

Element: Hg Seq. No.: 20 AS Loc.: 18 Date: 06/03/2005

Sample ID: ~~D0618-09C~~ D0618-06C QW 6/3/05 134ml

Repl #	SampleConc µg/L	StdConc µg/L	BlkCorr Signal	Peak Area	Peak Height	Time	Peak Stored
1	0.10	0.10	0.0023	0.0096	0.0022	10:06:03	Yes
2	0.09	0.09	0.0022	0.0097	0.0022	10:06:32	Yes
Mean:	0.09	0.09	0.0022				
SD :	0.001	0.001	0.0000				
%RSD:	1.3	1.3	1.2657				

Element: Hg Seq. No.: 21 AS Loc.: 19 Date: 06/03/2005

Sample ID: ~~MB-18369~~ D0618-09C QW 6/3/05 132ml

Repl #	SampleConc µg/L	StdConc µg/L	BlkCorr Signal	Peak Area	Peak Height	Time	Peak Stored
1	0.01	0.01	0.0002	0.0005	0.0001	10:07:22	Yes
2	0.00	0.00	0.0001	-0.0007	0.0000	10:07:51	Yes
Mean:	0.00	0.00	0.0001				
SD :	0.003	0.003	0.0001				
%RSD:	68.0	68.0	67.9942				

Element: Hg Seq. No.: 22 AS Loc.: 20 Date: 06/03/2005

Sample ID: ~~LCS-18369~~ MB-18369 QW 6/3/05

Repl #	SampleConc µg/L	StdConc µg/L	BlkCorr Signal	Peak Area	Peak Height	Time	Peak Stored
1	0.01	0.01	0.0001	-0.0002	0.0001	10:08:41	Yes
2	0.01	0.01	0.0002	0.0001	0.0001	10:09:10	Yes
Mean:	0.01	0.01	0.0001				
SD :	0.001	0.001	0.0000				
%RSD:	18.3	18.3	18.3166				

Element: Hg Seq. No.: 23 AS Loc.: 21 Date: 06/03/2005

Sample ID: ~~D0609-06A~~ LCS-18369 QW 6/3/05 10x dilution 0.22g

Repl #	SampleConc µg/L	StdConc µg/L	BlkCorr Signal	Peak Area	Peak Height	Time	Peak Stored
1	2.56	2.56	0.0608	0.2890	0.0608	10:10:00	Yes
2	2.55	2.55	0.0605	0.2880	0.0605	10:10:29	Yes
Mean:	2.55	2.55	0.0606				
SD :	0.009	0.009	0.0002				
%RSD:	0.4	0.4	0.3569				

Element: Hg Seq. No.: 24 AS Loc.: 22 Date: 06/03/2005

Sample ID: ~~D0609-06ADUP~~ D0609-06A QW 6/3/05 0.22g

Repl #	SampleConc µg/L	StdConc µg/L	BlkCorr Signal	Peak Area	Peak Height	Time	Peak Stored
1	0.21	0.21	0.0050	0.0232	0.0049	10:11:19	Yes
2	0.21	0.21	0.0051	0.0242	0.0050	10:11:48	Yes
Mean:	0.21	0.21	0.0050				
SD :	0.003	0.003	0.0001				
%RSD:	1.4	1.4	1.3877				

Element: Hg Seq. No.: 25 AS Loc.: 23 Date: 06/03/2005

Sample ID: ~~D0609-06AMS~~ D0609-06ADUP QW 6/3/05 0.22g

Repl #	SampleConc µg/L	StdConc µg/L	BlkCorr Signal	Peak Area	Peak Height	Time	Peak Stored
1	0.19	0.19	0.0045	0.0208	0.0044	10:12:38	Yes
2	0.19	0.19	0.0044	0.0207	0.0044	10:13:07	Yes
Mean:	0.19	0.19	0.0044				

SD : 0.000 0.000 0.0000  
 %RSD: 0.2 0.2 0.2402

Element: Hg Seq. No.: 26 AS Loc.: 24 Date: 06/03/2005

Sample ID: ~~D0609-07A~~ D0609-06AMS &w 6/3/05

0.22g

Repl #	SampleConc µg/L	StdConc µg/L	BlncCorr Signal	Peak Area	Peak Height	Time	Peak Stored
1	2.03	2.03	0.0481	0.2332	0.0481	10:13:57	Yes
2	2.02	2.02	0.0480	0.2324	0.0480	10:14:26	Yes
Mean:	2.02	2.02	0.0481				
SD :	0.003	0.003	0.0001				
%RSD:	0.1	0.1	0.1242				

Element: Hg Seq. No.: 27 AS Loc.: 7 Date: 06/03/2005

Sample ID: CCV

Repl #	SampleConc µg/L	StdConc µg/L	BlncCorr Signal	Peak Area	Peak Height	Time	Peak Stored
1	5.11	5.11	0.1214	0.5871	0.1214	10:15:17	Yes
2	5.11	5.11	0.1214	0.5866	0.1214	10:15:46	Yes
Mean:	5.11	5.11	0.1214				
SD :	0.000	0.000	0.0000				
%RSD:							

QC value within specified limits.

Element: Hg Seq. No.: 28 AS Loc.: 1 Date: 06/03/2005

Sample ID: CCB

Repl #	SampleConc µg/L	StdConc µg/L	BlncCorr Signal	Peak Area	Peak Height	Time	Peak Stored
1	0.01	0.01	0.0003	0.0009	0.0003	10:16:38	Yes
2	0.02	0.02	0.0004	0.0018	0.0004	10:17:09	Yes
Mean:	0.02	0.02	0.0004				
SD :	0.002	0.002	0.0001				
%RSD:	14.8	14.8	14.7978				

QC value within specified limits.

Element: Hg Seq. No.: 29 AS Loc.: 25 Date: 06/03/2005

Sample ID: ~~D0609-15A~~ D0609-07A &w 6/3/05

0.24g

Repl #	SampleConc µg/L	StdConc µg/L	BlncCorr Signal	Peak Area	Peak Height	Time	Peak Stored
1	0.69	0.69	0.0164	0.0784	0.0164	10:18:03	Yes
2	0.70	0.70	0.0165	0.0793	0.0165	10:18:32	Yes
Mean:	0.69	0.69	0.0165				
SD :	0.003	0.003	0.0001				
%RSD:	0.4	0.4	0.4130				

Element: Hg Seq. No.: 30 AS Loc.: 26 Date: 06/03/2005

Sample ID: ~~D0609-16A~~ D0609-15A &w 6/3/05

0.21g

Repl #	SampleConc µg/L	StdConc µg/L	BlncCorr Signal	Peak Area	Peak Height	Time	Peak Stored
1	0.03	0.03	0.0007	0.0027	0.0006	10:19:22	Yes
2	0.03	0.03	0.0007	0.0031	0.0006	10:19:51	Yes
Mean:	0.03	0.03	0.0007				
SD :	0.001	0.001	0.0000				
%RSD:	3.3	3.3	3.3302				

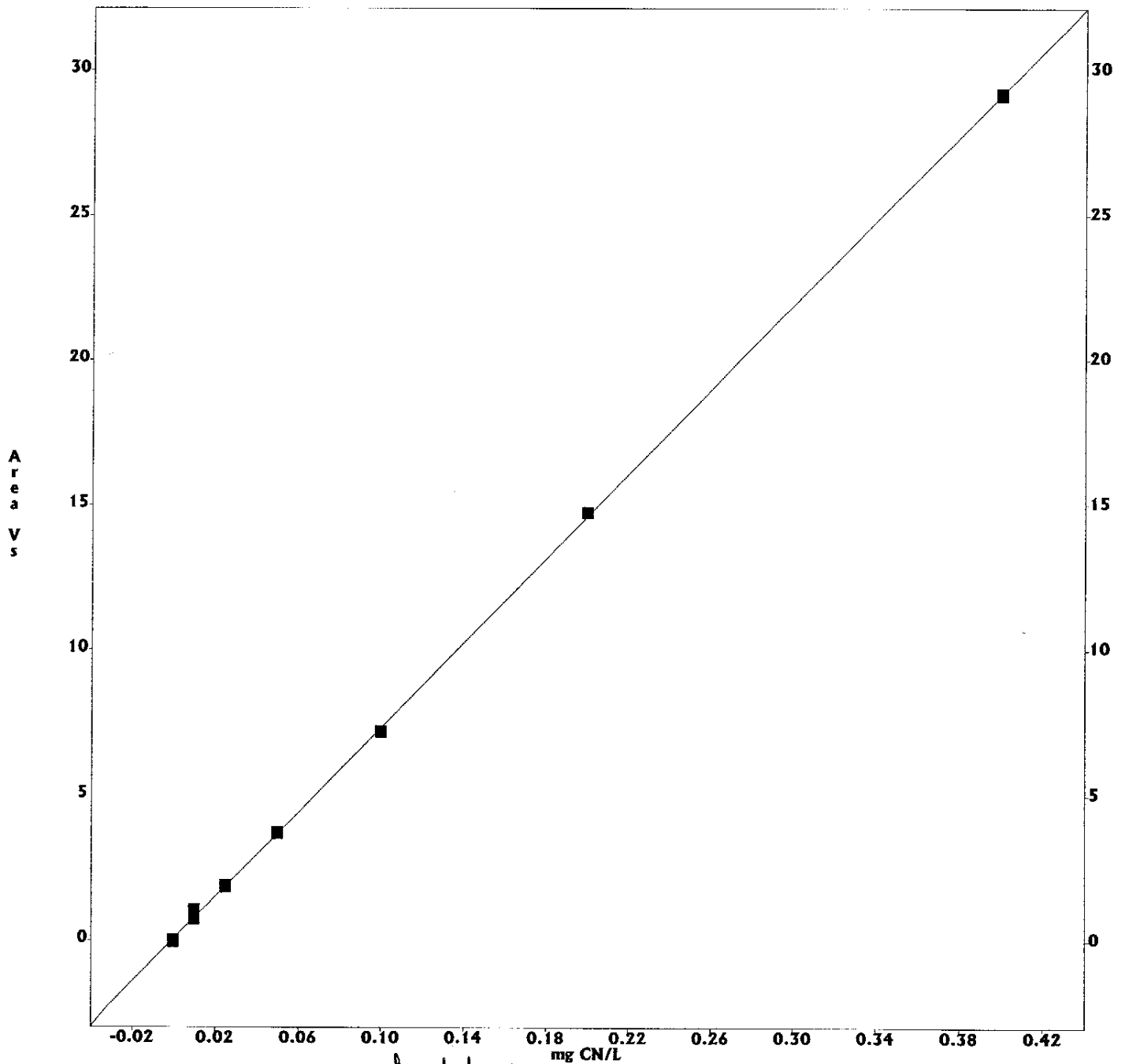
Element: Hg Seq. No.: 31 AS Loc.: 27 Date: 06/03/2005

DO606-1-2 (SW9012W), DO637 (E335.4), DO626-02 (E335.4), DO623-08 (JUM4.1W-W), DO618 (JUM4.1W-W)  
 Lachat-050607A (JUM4.1) CN Lachat-050607B (9012)  
 Lachat-050607C (E335.4)

Lvl	Area	mg CN/L	Rep 1	Rep 2	Rep 3	Rep 4	Rep 5	Replic STD	Replic % RSD	Residual 1st Poly
1	29892	0.000	29892	-45290				53161.7	-690.5	
2	732795	0.010	732795	1070279				238637.3	26.5	6.9
3	1940005	0.025	1940005	1834932				74298.3	3.9	-3.5
4	3715650	0.050	3715650	3772538				40225.9	1.1	-0.5
5	7235961	0.100	7235961	7189177				33081.3	0.5	1.4
6	14770098	0.200	14770098	14741879				19953.8	0.1	-1.0
7	29133334	0.400	29133334	29221860				62597.3	0.2	0.2

1st Order Poly  
 Conc = 1.373e-008 Area - 7.492e-004  
 r = 1.0000

Scaling: None - Weighting: None



Printed: Tuesday, June 07, 2005 - 02:13 PM

6/9/05

OPERATOR: rsmith  
 ACQ. TIME: Jun 7, 2005 12:37:10  
 DATA FILENAME: C:\OMNION\DATA\CN\JUNE05~1.DAT\C060705B.FDT  
 METHOD FILENAME: C:\OMNION\METHODS\CN\JUNE05.MET\C060705B.MET  
 TRAY FILENAME: C:\OMNION\TRAYS\CN\JUNE05.TRA\C060705B.TRA

## TRAY DESCRIPTION:

Created: Jun 7, 2005 10:40:36  
 Modified: Jun 7, 2005 10:40:36  
 ANALYSIS: CYANIDE ANALYST: SN  
 DATA DESCRIPTION:  
 Created: Jun 7, 2005 12:37:10  
 Modified: Jun 7, 2005 12:37:10

Multi-Channel Table  
 Type: Calibration Standards  
 Channel Range: 1 to 8 -- Cup Range: 1 to 30

Cup	Sample ID	Sampling Date	Sampling Time	# of Reps	CN (uv-s)	Man Dil Factor	Weight	Unit
6	S0	07 Jun 2005	12:37:48	2	-7698.6240	1.0	1.00000 g	
7	S0.01	07 Jun 2005	12:40:19	2	901537.3125	1.0	1.00000 g	
8	S0.025	07 Jun 2005	12:42:50	2	1887468.4375	1.0	1.00000 g	
9	S0.05	07 Jun 2005	12:45:22	2	3744093.7500	1.0	1.00000 g	
10	S0.10	07 Jun 2005	12:47:53	2	7212569.0000	1.0	1.00000 g	
11	S0.20	07 Jun 2005	12:50:24	2	4755988.5000	1.0	1.00000 g	
12	S0.40	07 Jun 2005	12:52:56	2	9177597.0000	1.0	1.00000 g	



OPERATOR: rsmith  
 ACQ. TIME: Jun 7, 2005 12:37:10  
 DATA FILENAME: C:\OMNION\DATA\CN\JUNE05~1.DAT\C060705B.FDT  
 METHOD FILENAME: C:\OMNION\METHODS\CN\JUNE05.MET\C060705B.MET  
 TRAY FILENAME: C:\OMNION\TRAYS\CN\JUNE05.TRA\C060705B.TRA

TRAY DESCRIPTION:  
 Created: Jun 7, 2005 10:40:36  
 Modified: Jun 7, 2005 10:40:36  
 ANALYSIS: CYANIDE ANALYST: SN  
 DATA DESCRIPTION:  
 Created: Jun 7, 2005 12:37:10  
 Modified: Jun 7, 2005 12:37:10

Multi-Channel Table  
 Type: Unknowns  
 Channel Range: 1 to 8 -- Cup Range: 1 to 30

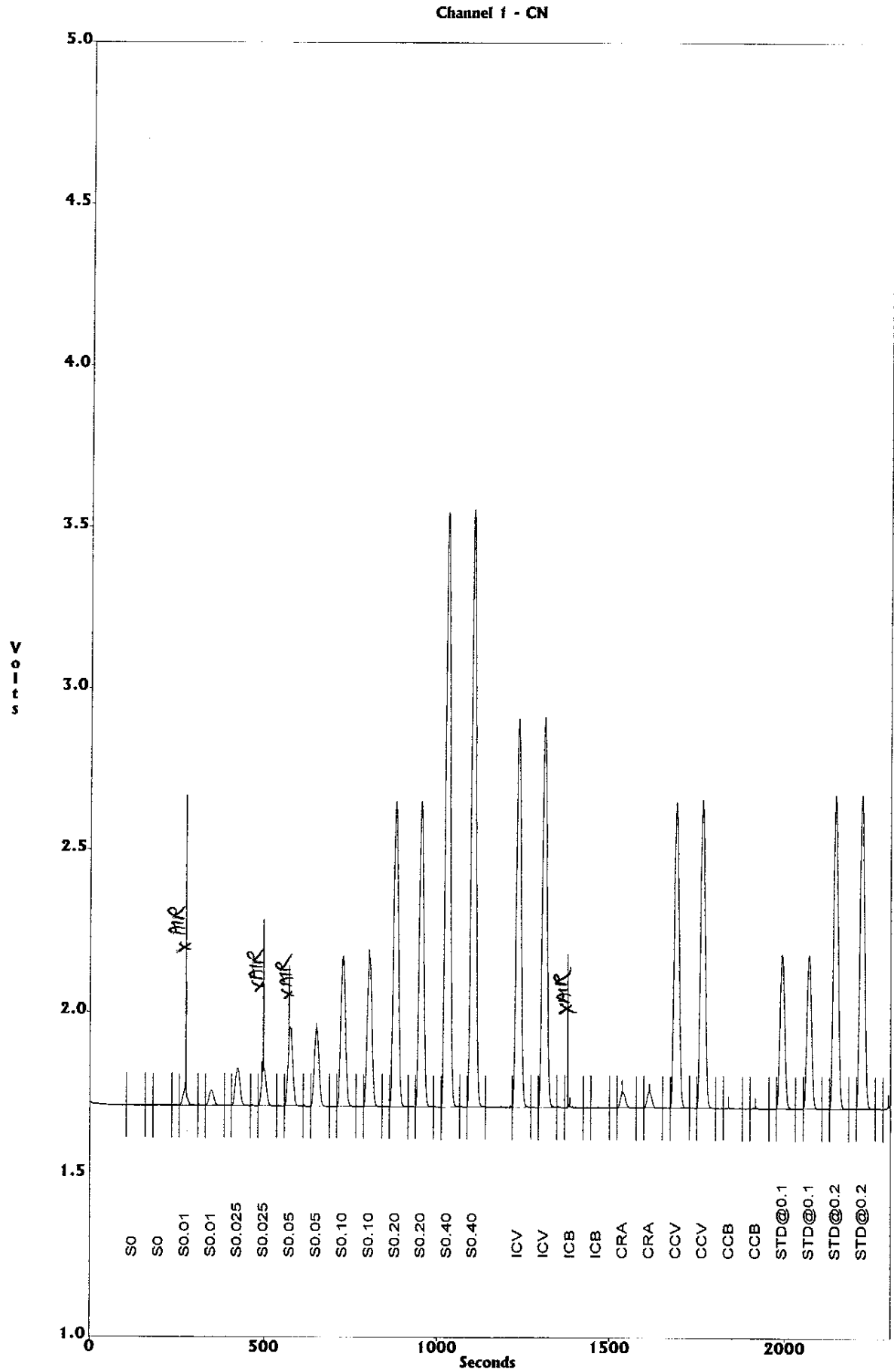
Cup	Sample ID	Sampling Date	Sampling Time	# of Reps	CN (mg CN/L)	Man Dil Factor	Weight	Unit
1	ICV	07 Jun 2005	12:56:23	2	0.2547	1.0	1.00000g	1029.
2	ICB	07 Jun 2005	12:58:55	2	0.0004	1.0	1.00000g	
3	CRA	07 Jun 2005	13:01:26	2	0.0096	1.0	1.00000g	969.
4	CCV	07 Jun 2005	13:03:58	2	0.2007	1.0	1.00000g	1009.
5	CCB	07 Jun 2005	13:06:30	2	0.0000	1.0	1.00000g	
6	STD@0.1	07 Jun 2005	13:09:01	2	0.0989	1.0	1.00000g	999.
7	STD@0.2	07 Jun 2005	13:11:32	2	0.2036	1.0	1.00000g	1029.
8	MB-18415	07 Jun 2005	13:14:04	2	0.0012	1.0	1.00000g	
9	CCV	07 Jun 2005	13:16:35	2	0.2022	1.0	1.00000g	1019.
10	CCB	07 Jun 2005	13:19:07	2	0.0024	1.0	1.00000g	
11	LCS-18415	07 Jun 2005	13:21:38	2	0.1065	1.0	1.00000g	1079.
12	D0606-01G	07 Jun 2005	13:24:10	2	0.0086	1.0	1.00000g	
13	D0606-02G	07 Jun 2005	13:26:42	2	0.0047	1.0	1.00000g	
14	D0637-06A	07 Jun 2005	13:29:14	2	0.0002	1.0	1.00000g	
15	D0637-16A	07 Jun 2005	13:31:46	2	0.0017	1.0	1.00000g	
16	D0626-02A	07 Jun 2005	13:34:17	2	0.0001	1.0	1.00000g	
17	D0626-02ADUP	07 Jun 2005	13:36:48	2	0.0012	1.0	1.00000g	
18	D0626-02AMS	07 Jun 2005	13:39:19	2	-0.0009	1.0	1.00000g	
19	CCV	07 Jun 2005	13:41:51	2	0.2035	1.0	1.00000g	1029.
20	CCB	07 Jun 2005	13:44:22	2	0.0029	1.0	1.00000g	
21	D0623-08D	07 Jun 2005	13:46:54	2	-0.0004	1.0	1.00000g	
22	D0618-01D	07 Jun 2005	13:49:26	2	0.0004	1.0	1.00000g	
23	D0618-01DDUP	07 Jun 2005	13:51:58	2	0.0010	1.0	1.00000g	
24	D0618-01DMS	07 Jun 2005	13:54:29	2	0.0942	1.0	1.00000g	949.
25	D0618-05D	07 Jun 2005	13:57:01	2	-0.0006	1.0	1.00000g	
26	D0618-06D	07 Jun 2005	13:59:33	2	0.0007	1.0	1.00000g	
27	D0618-09D	07 Jun 2005	14:02:05	2	-0.0007	1.0	1.00000g	
28	CCV	07 Jun 2005	14:04:36	2	0.2032	1.0	1.00000g	1029.
29	CCB	07 Jun 2005	14:07:07	2	-0.0002	1.0	1.00000g	
30	SOLVENT	07 Jun 2005	14:09:38	2	0.0004	1.0	1.00000g	

OPERATOR: rsmith  
 ACQ. TIME: Jun 7, 2005 14:27:18  
 DATA FILENAME: C:\OMNION\DATA\CN\JUNE05-1.DAT\C060705C.FDT  
 METHOD FILENAME: C:\OMNION\METHODS\CN\JUNE05.MET\C060705C.MET  
 TRAY FILENAME: C:\OMNION\TRAYS\CN\JUNE05.TRA\C060705C.TRA

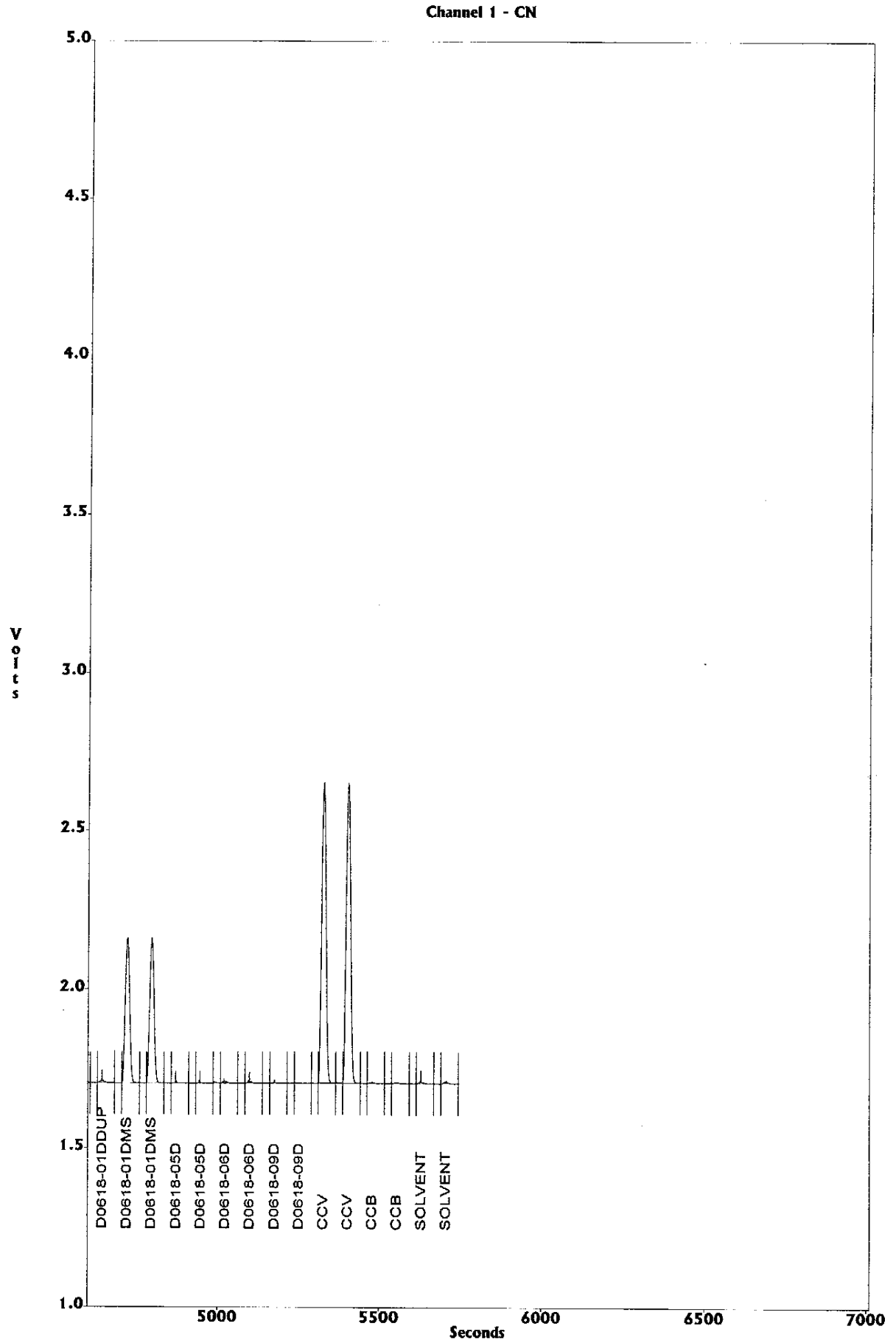
TRAY DESCRIPTION:  
 Created: Jun 7, 2005 14:23:06  
 Modified: Jun 7, 2005 14:23:06  
 ANALYSIS: CYANIDE ANALYST: SN  
 DATA DESCRIPTION:  
 Created: Jun 7, 2005 14:27:18  
 Modified: Jun 7, 2005 14:27:18

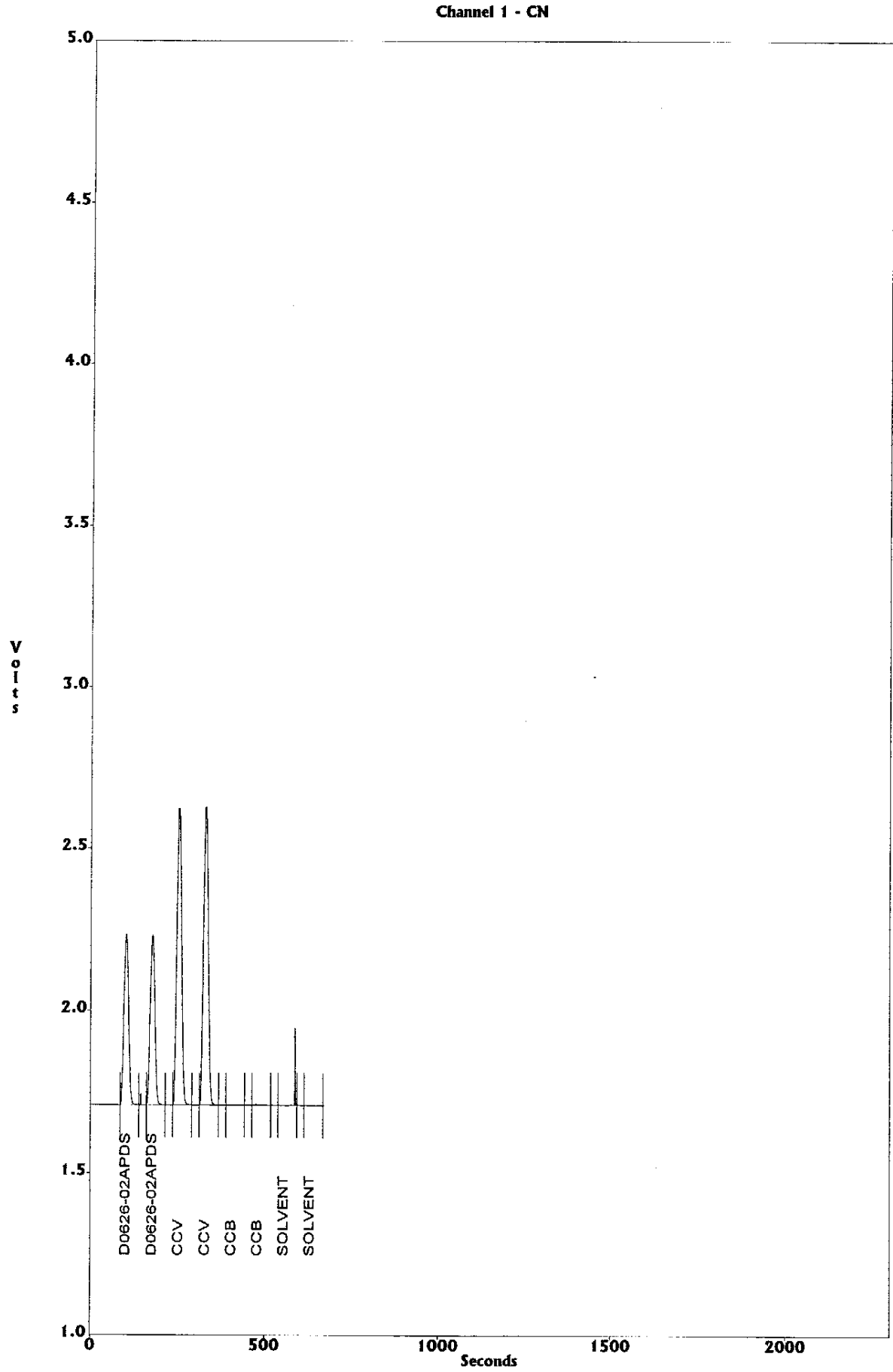
Multi-Channel Table  
 Type: Unknowns  
 Channel Range: 1 to 8 – Cup Range: 1 to 30

Cup	Sample ID	Sampling Date	Sampling Time	# of Reps	CN (mg CN/L)	Man Dil Factor	Weight	Unit
1	D0626-02APDS	07 Jun 2005	14:27:39	2	0.1098	1.0	1.00000g	1109.1
2	CCV	07 Jun 2005	14:30:10	2	0.1962	1.0	1.00000g	98.71
3	CCB	07 Jun 2005	14:32:41	2	-0.0005	1.0	1.00000g	
4	SOLVENT	07 Jun 2005	14:35:11	2	-0.0000	1.0	1.00000g	









**Creator:** rsmith

**Creation Date:** Jun 7, 2005 10:40:36

**Last Modified:** Jun 7, 2005 10:40:36

**Description:** ANALYSIS: CYANIDE

ANALYST: SN

Cup #	Sample ID	Manual Dilution	Sample Type	
6	S0	1.0000	CalStd	
7	S0.01	1.0000	CalStd	
8	S0.025	1.0000	CalStd	
9	S0.05	1.0000	CalStd	
10	S0.10	1.0000	CalStd	
11	S0.20	1.0000	CalStd	
12	S0.40	1.0000	CalStd	
1	ICV	1.0000	Unknown	
2	ICB	1.0000	Unknown	
3	CRA	1.0000	Unknown	
4	CCV	1.0000	Unknown	
5	CCB	1.0000	Unknown	
6	STD@0.1	1.0000	Unknown	
7	STD@0.2	1.0000	Unknown	
8	MB-18415	1.0000	Unknown	
9	CCV	1.0000	Unknown	
10	CCB	1.0000	Unknown	
11	LCS-18415	1.0000	Unknown	
12	D0606-01G	1.0000	Unknown	
13	D0606-02G	1.0000	Unknown	
14	D0637-06A	1.0000	Unknown	
15	D0637-16A	1.0000	Unknown	
16	D0626-02A	1.0000	Unknown	
17	D0626-02ADUP	1.0000	Unknown	
18	D0626-02AMS	1.0000	Unknown	
19	CCV	1.0000	Unknown	
20	CCB	1.0000	Unknown	
21	D0623-08D	1.0000	Unknown	
22	D0618-01D	1.0000	Unknown	
23	D0618-01DDUP	1.0000	Unknown	
24	D0618-01DMS	1.0000	Unknown	
25	D0618-05D	1.0000	Unknown	
26	D0618-06D	1.0000	Unknown	
27	D0618-09D	1.0000	Unknown	
28	CCV	1.0000	Unknown	
29	CCB	1.0000	Unknown	
30	SOLVENT	1.0000	Unknown	

**Creator:** rsmith

**Creation Date:** Jun 7, 2005 14:23:06

**Last Modified:** Jun 7, 2005 14:23:06

**Description:** ANALYSIS: CYANIDE

ANALYST: SN

Cup #	Sample ID	Manual Dilution	Sample Type	
6	S0	1.0000	CalStd	
7	S0.01	1.0000	CalStd	
8	S0.025	1.0000	CalStd	
9	S0.05	1.0000	CalStd	
10	S0.10	1.0000	CalStd	
11	S0.20	1.0000	CalStd	
12	S0.40	1.0000	CalStd	
1	D0626-02APDS	1.0000	Unknown	
2	CCV	1.0000	Unknown	
3	CCB	1.0000	Unknown	
4	SOLVENT	1.0000	Unknown	



## MITKEM CORPORATION SAMPLE RUN LOG: LACHAT INSTRUMENT

Date: 6/17/05

Analyst: gnu

Analyses: Channel 1: cN Channel 2:

\* results in mg/L

AS POS	Lab ID	AS POS	Lab ID	AS POS	Lab ID	AS POS	Lab ID
S1	30.0	12	D0606	32	ccv	52	
S2	30.01	13	D0606	33	ccb	53	
S3	30.025	14	D0637	34	solvent	54	
S4	30.05	15	D0637	35		55	
S5	30.10	16	D0626	36		56	
S6	30.20	17	D0626	37		57	
S7	30.40	18	D0626	38		58	
S8	6/17/05	19	ccv	39		59	
S9		20	ccb	40		60	
1	ICV	21	D0623	41		61	
2	ICB	22	D0618	42		62	
3	CRA	23		43		63	
4	CCV	24		44		64	
5	CCB	25		45		65	
6	STD 00.1	26		46		66	
7	STD 00.2	27	D0618	47		67	
8	MB-18415	28	ccv	48		68	
9	CCV	29	ccb	49		69	
10	CCB	30	solvent	50		70	
11	LCS-18415	31	D0626	51		71	

\*Report all results in mg/L

Reagent Lots

Other

DATA FILE NAME C0607056.c

Pyridine IR05050902

Curve: IR0505060101

Curve on 6/17/05

METHOD FILE NAME

NaOH IR05060601

ccv: IR0505060102

m =

TRAY FILE NAME

KH2PO4 IR05060702

b =

REPORT FILE NAME C0607056.c

Barbituric Acid IR05050902

r = 1.0000

Chloramine-T IR05060701

Logbook ID 100.0144-02/05

Reviewed by

Logbook page 050

## Prep Logbooks

☒ ICP

☒ Mercury

☒ Cyanide

☒ Percent Solids

Debid

Date	Sample ID	Client ID	Sample Vol (ml)	pH	Sample Color Before	Clarity Before	Conc. HNO <sub>3</sub> (ml)	Conc. HCl (ml)	1:1 HCl (ml)	Sample Color After	Sample Clarity After	Final Volume (ml)	Comments	Analyst
6/21/15	PBW-18366	-	50	-	colorless	clear	0.5	2.5	-	colorless	clear	50		SN
	WASH	-		-	colorless	clear				colorless	clear			
	D0623	08C 055FB5526		<2	colorless	clear				colorless	clear			
	D0618	01C MW-01		<2	brown	cloudy				yellow	cloudy			
		01C/DP MW-01		<2	brown	cloudy				yellow	cloudy			
		01C/HS MW-01		<2	brown	cloudy				yellow	cloudy			
		05C MW-06		<2	colorless	cloudy				colorless	clear			
		06C MW-07		<2	brown	cloudy				yellow	cloudy			
6/21/15	D0618	09C RIN-3	50	<2	colorless	clear	0.5	2.5	-	yellow	clear	50		SN

HCI Lot# 4104090

HNO3 Lot# 10408

Method: LM4.

Digestion Temp: 95 °C

LCSS/Spike ID:

1040928B-45ul	1040897	} 50ul
104130D-45ul	104032E	
1040257)	1040430A	

SOP#: 100.0009

**RELINQUISHED TO:**

Logbook ID 100.0125-05/05

Reviewed By:

MITKEM CORPORATION: Mercury Digestion Logbook																					
Date			Bottle No.		Sample ID		Client ID		Sample Vol (ml)/ Wt (g)		Reagents Added					Final Volume (ml)		Comments		Analyst	
											Conc. H <sub>2</sub> SO <sub>4</sub> (ml)    Conc. HNO <sub>3</sub> (ml)    5% KMnO <sub>4</sub> (ml)    5% K <sub>2</sub> SO <sub>4</sub> (ml)    Aqua-regia (ml)										
6/12/05	2R	30.0							100	5	2.5	15	8			150				sn	
	108	30.2							0.04/100									II 050601A			
	5E	31.0							0.2/100												
	213	32.0							0.4/100												
	17R	35.0							1.0/100												
	196	310.0							2.0/100									II 050601A			
	258	10V							1.0/100									II 050602A			
	133N	PNW-18368							100							100					
	208	D0623			08C 055FB0526				100							134					
	92X4	D0618			01C MW-01											132					
	315				01C MW-01											132					
	256				01C MW-01											132					
	329A				05C MW-06											132					
	152				06C MW-07											134					
6/12/05	217	D0618			09C RN-3				100	5	2.5	15	8			132				sn	

## MITKEM CORPORATION: CYANIDE DISTILLATION LOGBOOK

Date: 6/6/05

Time On: 10:10 12:30

Time Off: 12:10 14:30

Analyst: SW

Place #	Lab ID	Sample Vol (ml) Weight (g)	Sample pH	Pb Ac Paper (Y/N)	O.IN NaAsO <sub>2</sub> (ml)	KI Test (Y/N)	4N Sulfamic Acid (ml)	50% H <sub>2</sub> SO <sub>4</sub>	2.5M MgCl <sub>2</sub> (ml)	Final Volume
1	ICV	50	—	N	—	N	6.5	5	2	50
2	Std 0.1									50
3	Std 0.2									50
4	PBW-18415									50
5	LCSW-18415									50
6	D0606 01G		~14	Y						50
7	D0606 02G		~14	N						50
8	D0637 06A		~13							50
9	D0637 16A		~12							50
10	D0626 02A		~13							50
1	D0626 02ADUP		~13							50
2	D0626 02AMS		~13							50
3	MB-18415 D0638 01A									50
4	<del>D0623</del> D0638 01A		~13							50
5	D0618 01D		~13							50
6	01DDUP		~13							50
7	01DMS		~13							50
8	05D		~13							50
9	06D		~14							50
10	D0618 09D	50	~13	N	—	N	0.5	5	2	50

Sulfamic Acid: IR05051207

Na<sub>2</sub>AsO<sub>2</sub>: —H<sub>2</sub>SO<sub>4</sub>: IR05053102

Logbook ID: 100.0169-04/05

Std 0.1: INW05060601

IR05050501  
MgCl<sub>2</sub>: IR05051207 8/6/05

Cad. Carbonate: K13L24

Temp: 125C

Reviewed By: \_\_\_\_\_

LCS ID: INW05060602

IR05060101  
Spike ID: INW05060102

ICV ID: INW05060202

Std.0.2: INW05060201

**Last Page of Data Report**

**Volatile Analysis Report for Non-potable Water**Client: **Day Environmental, Inc.**

Client Job Site: 5 Hunt Rd.  
Jamestown, NY  
Client Job Number: 3563S-04  
Field Location: MW-02  
Field ID Number: N/A  
Sample Type: Water

Lab Project Number: 06-0225  
Lab Sample Number: 1320  
Date Sampled: 01/12/2006  
Date Received: 01/13/2006  
Date Analyzed: 01/17/2006

Halocarbons	Results in ug / L	Halocarbons	Results in ug / L
Bromodichloromethane	ND< 20.0	trans-1,2-Dichloroethene	ND< 20.0
Bromomethane	ND< 20.0	1,2-Dichloropropane	ND< 20.0
Bromoform	ND< 20.0	cis-1,3-Dichloropropene	ND< 20.0
Carbon Tetrachloride	ND< 20.0	trans-1,3-Dichloropropene	ND< 20.0
Chloroethane	ND< 20.0	Methylene chloride	ND< 50.0
Chloromethane	ND< 20.0	1,1,2,2-Tetrachloroethane	ND< 20.0
2-Chloroethyl vinyl Ether	ND< 20.0	Tetrachloroethene	2,090
Chloroform	ND< 20.0	1,1,1-Trichloroethane	ND< 20.0
Dibromochloromethane	ND< 20.0	1,1,2-Trichloroethane	ND< 20.0
1,1-Dichloroethane	ND< 20.0	Trichloroethene	ND< 20.0
1,2-Dichloroethane	ND< 20.0	Trichlorofluoromethane	ND< 20.0
1,1-Dichloroethene	ND< 20.0	Vinyl chloride	ND< 20.0
Chlorobenzene	ND< 20.0	1,3-Dichlorobenzene	ND< 20.0
1,2-Dichlorobenzene	ND< 20.0	1,4-Dichlorobenzene	ND< 20.0

ELAP Number 10958

Method: EPA 8260B

Data File: V34174.D

Comments: ND denotes Non Detect  
ug / L = microgram per Liter

Signature: \_\_\_\_\_

Bruce Hoogesteger: Technical Director

**Volatile Analysis Report for Non-potable Water**Client: **Day Environmental, Inc.**Client Job Site: 5 Hunt Rd.  
Jamestown, NY

Client Job Number: 3563S-04

Field Location: MW-03

Field ID Number: N/A

Sample Type: Water

Lab Project Number: 06-0225

Lab Sample Number: 1321

Date Sampled: 01/12/2006

Date Received: 01/13/2006

Date Analyzed: 01/17/2006

Halocarbons	Results in ug / L	Halocarbons	Results in ug / L
Bromodichloromethane	ND< 20.0	trans-1,2-Dichloroethene	ND< 20.0
Bromomethane	ND< 20.0	1,2-Dichloropropane	ND< 20.0
Bromoform	ND< 20.0	cis-1,3-Dichloropropene	ND< 20.0
Carbon Tetrachloride	ND< 20.0	trans-1,3-Dichloropropene	ND< 20.0
Chloroethane	ND< 20.0	Methylene chloride	ND< 50.0
Chloromethane	ND< 20.0	1,1,2,2-Tetrachloroethane	ND< 20.0
2-Chloroethyl vinyl Ether	ND< 20.0	Tetrachloroethene	1,040
Chloroform	ND< 20.0	1,1,1-Trichloroethane	ND< 20.0
Dibromochloromethane	ND< 20.0	1,1,2-Trichloroethane	ND< 20.0
1,1-Dichloroethane	ND< 20.0	Trichloroethene	ND< 20.0
1,2-Dichloroethane	ND< 20.0	Trichlorofluoromethane	ND< 20.0
1,1-Dichloroethene	ND< 20.0	Vinyl chloride	ND< 20.0
Chlorobenzene	ND< 20.0	1,3-Dichlorobenzene	ND< 20.0
1,2-Dichlorobenzene	ND< 20.0	1,4-Dichlorobenzene	ND< 20.0

ELAP Number 10958

Method: EPA 8260B

Data File: V34175.D

Comments: ND denotes Non Detect  
ug / L = microgram per Liter

Signature: \_\_\_\_\_

Bruce Hoogesteger: Technical Director



### Volatile Analysis Report for Non-potable Water

**Client:** Day Environmental, Inc.

**Client Job Site:** 5 Hunt Rd.  
Jamestown, NY  
**Client Job Number:** 3563S-04  
**Field Location:** MW-04  
**Field ID Number:** N/A  
**Sample Type:** Water

**Lab Project Number:** 06-0225  
**Lab Sample Number:** 1322  
**Date Sampled:** 01/12/2006  
**Date Received:** 01/13/2006  
**Date Analyzed:** 01/17/2006

Halocarbons	Results in ug / L	Halocarbons	Results in ug / L
Bromodichloromethane	ND< 20.0	trans-1,2-Dichloroethene	ND< 20.0
Bromomethane	ND< 20.0	1,2-Dichloropropane	ND< 20.0
Bromoform	ND< 20.0	cis-1,3-Dichloropropene	ND< 20.0
Carbon Tetrachloride	ND< 20.0	trans-1,3-Dichloropropene	ND< 20.0
Chloroethane	ND< 20.0	Methylene chloride	ND< 50.0
Chloromethane	ND< 20.0	1,1,2,2-Tetrachloroethane	ND< 20.0
2-Chloroethyl vinyl Ether	ND< 20.0	Tetrachloroethene	1,230
Chloroform	ND< 20.0	1,1,1-Trichloroethane	ND< 20.0
Dibromochloromethane	ND< 20.0	1,1,2-Trichloroethane	ND< 20.0
1,1-Dichloroethane	ND< 20.0	Trichloroethene	ND< 20.0
1,2-Dichloroethane	ND< 20.0	Trichlorofluoromethane	ND< 20.0
1,1-Dichloroethene	ND< 20.0	Vinyl chloride	ND< 20.0
Chlorobenzene	ND< 20.0	1,3-Dichlorobenzene	ND< 20.0
1,2-Dichlorobenzene	ND< 20.0	1,4-Dichlorobenzene	ND< 20.0

ELAP Number 10958

Method: EPA 8260B

Data File: V34176.D

Comments: ND denotes Non Detect  
ug / L = microgram per Liter

Signature:

  
 Bruce Hoogesteger: Technical Director

### Volatile Analysis Report for Non-potable Water

**Client:** Day Environmental, Inc.

**Client Job Site:** 5 Hunt Rd.  
 Jamestown, NY  
**Client Job Number:** 3563S-04  
**Field Location:** MW-05  
**Field ID Number:** N/A  
**Sample Type:** Water

**Lab Project Number:** 06-0225  
**Lab Sample Number:** 1323  
**Date Sampled:** 01/12/2006  
**Date Received:** 01/13/2006  
**Date Analyzed:** 01/17/2006

Halocarbons	Results in ug / L	Halocarbons	Results in ug / L
Bromodichloromethane	ND< 2.00	trans-1,2-Dichloroethene	ND< 2.00
Bromomethane	ND< 2.00	1,2-Dichloropropane	ND< 2.00
Bromoform	ND< 2.00	cis-1,3-Dichloropropene	ND< 2.00
Carbon Tetrachloride	ND< 2.00	trans-1,3-Dichloropropene	ND< 2.00
Chloroethane	ND< 2.00	Methylene chloride	ND< 5.00
Chloromethane	ND< 2.00	1,1,2,2-Tetrachloroethane	ND< 2.00
2-Chloroethyl vinyl Ether	ND< 2.00	Tetrachloroethene	ND< 2.00
Chloroform	ND< 2.00	1,1,1-Trichloroethane	ND< 2.00
Dibromochloromethane	ND< 2.00	1,1,2-Trichloroethane	ND< 2.00
1,1-Dichloroethane	ND< 2.00	Trichloroethene	ND< 2.00
1,2-Dichloroethane	ND< 2.00	Trichlorofluoromethane	ND< 2.00
1,1-Dichloroethene	ND< 2.00	Vinyl chloride	ND< 2.00
Chlorobenzene	ND< 2.00	1,3-Dichlorobenzene	ND< 2.00
1,2-Dichlorobenzene	ND< 2.00	1,4-Dichlorobenzene	ND< 2.00


ELAP Number 10958

Method: EPA 8260B

Data File: V34177.D

Comments: ND denotes Non Detect  
 ug / L = microgram per Liter

Signature:

  
 Bruce Hoogesteger: Technical Director

### Volatile Analysis Report for Non-potable Water

**Client:** Day Environmental, Inc.

**Client Job Site:** 5 Hunt Rd.  
Jamestown, NY  
**Client Job Number:** 3563S-04  
**Field Location:** MW-06  
**Field ID Number:** N/A  
**Sample Type:** Water

**Lab Project Number:** 06-0225  
**Lab Sample Number:** 1324  
**Date Sampled:** 01/12/2006  
**Date Received:** 01/13/2006  
**Date Analyzed:** 01/18/2006

Halocarbons	Results in ug / L	Halocarbons	Results in ug / L
Bromodichloromethane	ND< 10.0	trans-1,2-Dichloroethene	ND< 10.0
Bromomethane	ND< 10.0	1,2-Dichloropropane	ND< 10.0
Bromoform	ND< 10.0	cis-1,3-Dichloropropene	ND< 10.0
Carbon Tetrachloride	ND< 10.0	trans-1,3-Dichloropropene	ND< 10.0
Chloroethane	ND< 10.0	Methylene chloride	ND< 25.0
Chloromethane	ND< 10.0	1,1,2,2-Tetrachloroethane	ND< 10.0
2-Chloroethyl vinyl Ether	ND< 10.0	Tetrachloroethene	392
Chloroform	ND< 10.0	1,1,1-Trichloroethane	ND< 10.0
Dibromochloromethane	ND< 10.0	1,1,2-Trichloroethane	ND< 10.0
1,1-Dichloroethane	ND< 10.0	Trichloroethene	ND< 10.0
1,2-Dichloroethane	ND< 10.0	Trichlorofluoromethane	ND< 10.0
1,1-Dichloroethene	ND< 10.0	Vinyl chloride	ND< 10.0
Chlorobenzene	ND< 10.0	1,3-Dichlorobenzene	ND< 10.0
1,2-Dichlorobenzene	ND< 10.0	1,4-Dichlorobenzene	ND< 10.0

ELAP Number 10958

Method: EPA 8260B

Data File: V34204.D

Comments: ND denotes Non Detect  
ug / L = microgram per Liter

Signature: \_\_\_\_\_

Bruce Hoogesteger: Technical Director

**Volatile Analysis Report for Non-potable Water**Client: **Day Environmental, Inc.**Client Job Site: 5 Hunt Rd.  
Jamestown, NY

Client Job Number: 3563S-04

Field Location: MW-07

Field ID Number: N/A

Sample Type: Water

Lab Project Number: 06-0225

Lab Sample Number: 1325

Date Sampled: 01/12/2006

Date Received: 01/13/2006

Date Analyzed: 01/18/2006

Halocarbons	Results in ug / L	Halocarbons	Results in ug / L
Bromodichloromethane	ND< 200	trans-1,2-Dichloroethene	ND< 200
Bromomethane	ND< 200	1,2-Dichloropropane	ND< 200
Bromoform	ND< 200	cis-1,3-Dichloropropene	ND< 200
Carbon Tetrachloride	ND< 200	trans-1,3-Dichloropropene	ND< 200
Chloroethane	ND< 200	Methylene chloride	ND< 500
Chloromethane	ND< 200	1,1,2,2-Tetrachloroethane	ND< 200
2-Chloroethyl vinyl Ether	ND< 200	Tetrachloroethene	8,590
Chloroform	ND< 200	1,1,1-Trichloroethane	ND< 200
Dibromochloromethane	ND< 200	1,1,2-Trichloroethane	ND< 200
1,1-Dichloroethane	ND< 200	Trichloroethene	ND< 200
1,2-Dichloroethane	ND< 200	Trichlorofluoromethane	ND< 200
1,1-Dichloroethene	ND< 200	Vinyl chloride	ND< 200
Chlorobenzene	ND< 200	1,3-Dichlorobenzene	ND< 200
1,2-Dichlorobenzene	ND< 200	1,4-Dichlorobenzene	ND< 200

ELAP Number 10958

Method: EPA 8260B

Data File: V34205.D

Comments: ND denotes Non Detect  
ug / L = microgram per Liter

Signature: \_\_\_\_\_

Bruce Hoogesteger, Technical Director

### Volatile Analysis Report for Non-potable Water

**Client:** Day Environmental, Inc.

**Client Job Site:** 5 Hunt Rd.  
 Jamestown, NY  
**Client Job Number:** 3563S-04  
**Field Location:** PW-2  
**Field ID Number:** N/A  
**Sample Type:** Water

**Lab Project Number:** 06-0225  
**Lab Sample Number:** 1326  
**Date Sampled:** 01/12/2006  
**Date Received:** 01/13/2006  
**Date Analyzed:** 01/18/2006

Halocarbons	Results in ug / L	Halocarbons	Results in ug / L
Bromodichloromethane	ND< 1,000	trans-1,2-Dichloroethene	ND< 1,000
Bromomethane	ND< 1,000	1,2-Dichloropropane	ND< 1,000
Bromoform	ND< 1,000	cis-1,3-Dichloropropene	ND< 1,000
Carbon Tetrachloride	ND< 1,000	trans-1,3-Dichloropropene	ND< 1,000
Chloroethane	ND< 1,000	Methylene chloride	ND< 2,500
Chloromethane	ND< 1,000	1,1,2,2-Tetrachloroethane	ND< 1,000
2-Chloroethyl vinyl Ether	ND< 1,000	Tetrachloroethene	29,700
Chloroform	ND< 1,000	1,1,1-Trichloroethane	ND< 1,000
Dibromochloromethane	ND< 1,000	1,1,2-Trichloroethane	ND< 1,000
1,1-Dichloroethane	ND< 1,000	Trichloroethene	ND< 1,000
1,2-Dichloroethane	ND< 1,000	Trichlorofluoromethane	ND< 1,000
1,1-Dichloroethene	ND< 1,000	Vinyl chloride	ND< 1,000
Chlorobenzene	ND< 1,000	1,3-Dichlorobenzene	ND< 1,000
1,2-Dichlorobenzene	ND< 1,000	1,4-Dichlorobenzene	ND< 1,000

ELAP Number 10958

Method: EPA 8260B

Data File: V34206.D

Comments: ND denotes Non Detect  
 ug / L = microgram per Liter

Signature:

  
 Bruce Hoogesteger, Technical Director

### Volatile Analysis Report for Non-potable Water

**Client:** Day Environmental, Inc.

**Client Job Site:** 5 Hunt Rd.  
 Jamestown, NY  
**Client Job Number:** 3563S-04  
**Field Location:** PW-3  
**Field ID Number:** N/A  
**Sample Type:** Water

**Lab Project Number:** 06-0225  
**Lab Sample Number:** 1327  
**Date Sampled:** 01/12/2006  
**Date Received:** 01/13/2006  
**Date Analyzed:** 01/18/2006

Halocarbons	Results in ug / L	Halocarbons	Results in ug / L
Bromodichloromethane	ND< 1,000	trans-1,2-Dichloroethene	ND< 1,000
Bromomethane	ND< 1,000	1,2-Dichloropropane	ND< 1,000
Bromoform	ND< 1,000	cis-1,3-Dichloropropene	ND< 1,000
Carbon Tetrachloride	ND< 1,000	trans-1,3-Dichloropropene	ND< 1,000
Chloroethane	ND< 1,000	Methylene chloride	ND< 2,500
Chloromethane	ND< 1,000	1,1,2,2-Tetrachloroethane	ND< 1,000
2-Chloroethyl vinyl Ether	ND< 1,000	Tetrachloroethene	64,700
Chloroform	ND< 1,000	1,1,1-Trichloroethane	ND< 1,000
Dibromochloromethane	ND< 1,000	1,1,2-Trichloroethane	ND< 1,000
1,1-Dichloroethane	ND< 1,000	Trichloroethene	7,360
1,2-Dichloroethane	ND< 1,000	Trichlorofluoromethane	ND< 1,000
1,1-Dichloroethene	ND< 1,000	Vinyl chloride	17,900
Chlorobenzene	ND< 1,000	1,3-Dichlorobenzene	ND< 1,000
1,2-Dichlorobenzene	ND< 1,000	1,4-Dichlorobenzene	ND< 1,000

ELAP Number 10958

Method: EPA 8260B

Data File: V34207.D

Comments: ND denotes Non Detect  
 ug / L = microgram per Liter

Signature:

  
 Bruce Hoogesteger: Technical Director

# PARADIGM ENVIRONMENTAL SERVICES, INC.

179 Lake Avenue  
Rochester, NY 14608  
(585) 647-2530 • (800) 724-1997  
FAX: (585) 647-3311

## CHAIN OF CUSTODY

REPORT TO:		INVOICE TO:	
COMPANY: DAY ENVIRONMENTAL, INC.	COMPANY: Anderson Cleaners	LAB PROJECT #: 06-0225	CLIENT PROJECT #: 35638-04
ADDRESS: 40 Commercial St	ADDRESS: 5 Hunt Rd.	TURNAROUND TIME: (WORKING DAYS)	
CITY: Rochester	CITY: James town	STATE: NY	
ZIP: 14614	ZIP: 14701	STD	
PHONE: 454-0210	PHONE: 716 664 5610	1	2
ATTN: Rny Kampff	ATTN: Mike Lyons	3	5
COMMENTS:	OTHER		

REQUESTED ANALYSIS									
DATE	TIME	COMPOSITE	G R A B	SAMPLE LOCATION/FIELD ID	M A T R I X	C O N T A M I N A T I O N S	REMARKS	PARADIGM LAB SAMPLE NUMBER	
11/12/06	1335		X	MW-02	Water	2	X	1320	
21/12/06	1200		X	MW-03		2	X	1321	
31/12/06	1205		X	MW-04		2	X	1322	
41/12/06	1237		X	MW-05		2	X	1323	
51/12/06	1125		X	MW-06		2	X	1324	
61/12/06	1223		X	MW-07		2	X	1325	
71/12/06	1250		X	PW-2		2	X	1326	
81/12/06	1306		X	PW-3		2	X	1327	
91/12/06									
10									

**\*\*LAB USE ONLY BELOW THIS LINE\*\***

Sample Condition: Per NELAC/ELAP 210/241/242/243/244

Receipt Parameter		NELAC Compliance	
Container Type:	Y <input checked="" type="checkbox"/> N <input type="checkbox"/>	Y <input checked="" type="checkbox"/> N <input type="checkbox"/>	
Preservation:	Y <input checked="" type="checkbox"/> N <input type="checkbox"/>	Y <input checked="" type="checkbox"/> N <input type="checkbox"/>	
Holding Time:	Y <input checked="" type="checkbox"/> N <input type="checkbox"/>	Y <input checked="" type="checkbox"/> N <input type="checkbox"/>	
Temperature:	Y <input checked="" type="checkbox"/> N <input type="checkbox"/>	Y <input checked="" type="checkbox"/> N <input type="checkbox"/>	

Sampled By	Date/Time
W C R	11/13/06 1110
Relinquished By	Date/Time
Jane J. Valora	11/13/06 1110
Received By	Date/Time
Jane J. Valora	11/13/06 1135
Received @ Lab By	Date/Time

Total Cost:

P.I.F.

# PARADIGM ENVIRONMENTAL SERVICES, INC.

179 Lake Avenue  
Rochester, NY 14608  
(585) 647-2530 • (800) 724-1997  
FAX: (585) 647-3311

## CHAIN OF CUSTODY

REPORT TO:		INVOICE TO:	
COMPANY: DAY ENVIRONMENTAL, INC.	COMPANY: Anderson Cleaners	LAB PROJECT #:	CLIENT PROJECT #:
ADDRESS: 40 Commercial St	ADDRESS: 5 Hunt Rd.		35635-04
CITY: Rochester	CITY: Jams town	TURNAROUND TIME: (WORKING DAYS)	
STATE: NY	STATE: NY		
ZIP: 14614	ZIP: 14701		
PHONE: 454-0210	PHONE: 716 664 5610	STD	OTHER
ATTN: Roy Kampff	ATTN: Mike Lyons	1	2
COMMENTS:		3	5

REQUESTED ANALYSIS									
DATE	TIME	COMPOSITE	G R A B	SAMPLE LOCATION/FIELD ID	M A T R I X	C O N T A M I N E N T S	REMARKS	PARADIGM LAB SAMPLE NUMBER	
11/12/06	1335		X	MW-02	Water	2	X		
21/12/06	1200		X	MW-03		2	X		
31/12/06	1205		X	MW-04		2	X		
41/12/06	1237		X	MW-05		2	X		
51/12/06	1125		X	MW-06		2	X		
61/12/06	1223		X	MW-07		2	X		
71/12/06	1250		X	PW-2		2	X		
81/12/06	1306		X	PW-3		2	X		
91/12/06									
10									

\*\*LAB USE ONLY BELOW THIS LINE\*\*

Sample Condition: Per NELAC/ELAP 210/241/242/243/244

Receipt Parameter		NELAC Compliance	
Container Type:		Y	N
Preservation:		Y	N
Holding Time:		Y	N
Temperature:		Y	N

Sampled By	Date/Time	Total Cost
W C R	11/13/06 1110	
Relinquished By	Date/Time	
Mike Lyons	11/13/06 1110	
Received By	Date/Time	
Received @ Lab By	Date/Time	





**Volatile Analysis Report for Soils/Solids/Sludges****Client:** Day Environmental Inc.

APR 28 2006

**Client Job Site:** 5 Hunt Rd.  
Jamestown, NY  
**Client Job Number:** 3563R-04  
**Field Location:** TB-202 (10.0')  
**Field ID Number:** N/A  
**Sample Type:** Soil

**Lab Project Number:** 06-1085  
**Lab Sample Number:** 3859  
**Date Sampled:** 04/06/2006  
**Date Received:** 04/07/2006  
**Date Analyzed:** 04/13/2006

Halocarbons	Results in ug / Kg	Halocarbons	Results in ug / Kg
Bromodichloromethane	ND< 124	trans-1,2-Dichloroethene	ND< 124
Bromomethane	ND< 124	1,2-Dichloropropane	ND< 124
Bromoform	ND< 124	cis-1,3-Dichloropropene	ND< 124
Carbon Tetrachloride	ND< 124	trans-1,3-Dichloropropene	ND< 124
Chloroethane	ND< 124	Methylene chloride	ND< 310
Chloromethane	ND< 124	1,1,2,2-Tetrachloroethane	ND< 124
2-Chloroethyl vinyl Ether	ND< 124	Tetrachloroethene	12,200
Chloroform	ND< 124	1,1,1-Trichloroethane	ND< 124
Dibromochloromethane	ND< 124	1,1,2-Trichloroethane	ND< 124
1,1-Dichloroethane	ND< 124	Trichloroethene	ND< 124
1,2-Dichloroethane	ND< 124	Trichlorofluoromethane	ND< 124
1,1-Dichloroethene	ND< 124	Vinyl chloride	ND< 124
Chlorobenzene	ND< 124	1,3-Dichlorobenzene	ND< 124
1,2-Dichlorobenzene	ND< 124	1,4-Dichlorobenzene	ND< 124

ELAP Number 10958

Method: EPA 8260B

Data File: V35696.D

Comments: ND denotes Non Detect  
ug / Kg = microgram per Kilogram

Signature: \_\_\_\_\_

Bruce Hoogesteger, Technical Director

### Volatile Analysis Report for Soils/Solids/Sludges

**Client:** Day Environmental Inc.

**Client Job Site:** 5 Hunt Rd.  
 Jamestown, NY  
**Client Job Number:** 3563R-04  
**Field Location:** TB-205 (8.0')  
**Field ID Number:** N/A  
**Sample Type:** Soil

**Lab Project Number:** 06-1085  
**Lab Sample Number:** 3860  
**Date Sampled:** 04/06/2006  
**Date Received:** 04/07/2006  
**Date Analyzed:** 04/12/2006

Halocarbons	Results in ug / Kg	Halocarbons	Results in ug / Kg
Bromodichloromethane	ND< 7.68	trans-1,2-Dichloroethene	ND< 7.68
Bromomethane	ND< 7.68	1,2-Dichloropropane	ND< 7.68
Bromoform	ND< 7.68	cis-1,3-Dichloropropene	ND< 7.68
Carbon Tetrachloride	ND< 7.68	trans-1,3-Dichloropropene	ND< 7.68
Chloroethane	ND< 7.68	Methylene chloride	ND< 19.2
Chloromethane	ND< 7.68	1,1,2,2-Tetrachloroethane	ND< 7.68
2-Chloroethyl vinyl Ether	ND< 7.68	Tetrachloroethene	ND< 7.68
Chloroform	ND< 7.68	1,1,1-Trichloroethane	ND< 7.68
Dibromochloromethane	ND< 7.68	1,1,2-Trichloroethane	ND< 7.68
1,1-Dichloroethane	ND< 7.68	Trichloroethene	ND< 7.68
1,2-Dichloroethane	ND< 7.68	Trichlorofluoromethane	ND< 7.68
1,1-Dichloroethene	ND< 7.68	Vinyl chloride	ND< 7.68
Chlorobenzene	ND< 7.68	1,3-Dichlorobenzene	ND< 7.68
1,2-Dichlorobenzene	ND< 7.68	1,4-Dichlorobenzene	ND< 7.68


ELAP Number 10958

Method: EPA 8260B

Data File: V35671.D

Comments: ND denotes Non Detect  
 ug / Kg = microgram per Kilogram

Signature:

  
 Bruce Hoogesteger: Technical Director

# PARADIGM ENVIRONMENTAL SERVICES, INC.

179 Lake Avenue  
Rochester, NY 14608  
(565) 647-2530 • (800) 724-1997  
FAX: (565) 647-3311

## CHAIN OF CUSTODY

COMPANY: <u>Day Environmental Inc.</u>		LAB PROJECT #: <u>06-1085</u>		CLIENT PROJECT #: <u>3563R-04</u>	
ADDRESS: <u>40 Commercial St</u>		CITY: <u>Rochester</u>		STATE: <u>NY</u>	
CITY: <u>Rochester</u>		ZIP: <u>14608</u>		TURNAROUND TIME: (WORKING DAYS)	
PHONE: <u>494-0210</u>		FAX: <u>494-0825</u>		OTHER: <input type="checkbox"/>	
ATTN: <u>Ray Korpik</u>		PHONE: <u>(716) 664-5610</u>		STD: <input type="checkbox"/>	
COMMENTS: <u>5 Hunt Rd, Jamestown, NY</u>		ATTN: <u>Mike Lyons</u>		QUOTE #:	

DATE	TIME	COMPOSITE	GRA B	SAMPLE LOCATION/FIELD ID	MATRIX	CONTAMINANTS	REMARKS	PARADIGM LAB SAMPLE NUMBER
14-6-06	1132	X		TR-202 (10.0')	Soil	1	X	3859
24-6-06	1335	X		TR-205 (8.0')	Soil	1	X	3860
3								
4								
5								
6								
7								
8								
9								
10								

Sample Condition: Per NELAP/ELAP 210/241/242/243/244

Receipt Parameter		NELAP Compliance	
Comments:	Container Type: <u>glass</u>	Y <input checked="" type="checkbox"/>	N <input type="checkbox"/>
Comments:	Preservation:	Y <input checked="" type="checkbox"/>	N <input type="checkbox"/>
Comments:	Holding Time:	Y <input checked="" type="checkbox"/>	N <input type="checkbox"/>
Comments:	Temperature: <u>5°C iced</u>	Y <input checked="" type="checkbox"/>	N <input type="checkbox"/>

Sampled By: <u>De C Du</u>	Date/Time: <u>4/6/06 17:00</u>
Relinquished By: <u>De C Du</u>	Date/Time: <u>4/7/06 11:05</u>
Received By: <u>De C Du</u>	Date/Time: <u>4/7/06 11:05 pm</u>
Received By: <u>Elizabeth A. Honche</u>	Date/Time: <u>4/7/06 11:20</u>

Total Cost:

P.I.F.

- Ward, R. D., & B. A. Schmitt. 1999. The effects of the 1997 El Niño on the distribution of larval fish in the northern Gulf of Mexico. *Journal of Experimental Marine Biology and Ecology* 232: 111–126.
- Ward, R. D., & B. A. Schmitt. 2000. The effects of the 1997 El Niño on the distribution of larval fish in the northern Gulf of Mexico. *Journal of Experimental Marine Biology and Ecology* 232: 111–126.
- Ward, R. D., & B. A. Schmitt. 2001. The effects of the 1997 El Niño on the distribution of larval fish in the northern Gulf of Mexico. *Journal of Experimental Marine Biology and Ecology* 232: 111–126.
- Ward, R. D., & B. A. Schmitt. 2002. The effects of the 1997 El Niño on the distribution of larval fish in the northern Gulf of Mexico. *Journal of Experimental Marine Biology and Ecology* 232: 111–126.
- Ward, R. D., & B. A. Schmitt. 2003. The effects of the 1997 El Niño on the distribution of larval fish in the northern Gulf of Mexico. *Journal of Experimental Marine Biology and Ecology* 232: 111–126.

Received for consideration, November 10, 2004  
Accepted for publication, February 10, 2005

Corresponding author: J. A. Roberts, Department of Biology, University of North Carolina at Chapel Hill, 1115 South East Hall, Chapel Hill, NC 27599-3290. E-mail: jroberts@unc.edu

© 2005 Estuarine Research Federation  
All rights reserved. No part of this publication may be reproduced, stored in a retrieval system, or transmitted, in any form or by any means, electronic, mechanical, photocopying, recording, or by any information storage or retrieval system, without permission in writing from the Estuarine Research Federation.

**PARADIGM**

ENVIRONMENTAL SERVICES, INC.

179 Lake Avenue Rochester, New York 14608 (585) 647 - 2530 FAX (585) 647 - 3311

**Volatile Analysis Report for Non-potable Water****Client: Day Environmental, Inc.****Client Job Site:** 5 Hunt Road  
Jamestown, NY**Client Job Number:** 3563-04**Field Location:** MW-200**Field ID Number:** N/A**Sample Type:** Water**Lab Project Number:** 06-1260**Lab Sample Number:** 4488**Date Sampled:** 04/20/2006**Date Received:** 04/24/2006**Date Analyzed:** 04/25/2006

Halocarbons	Results in ug / L	Halocarbons	Results in ug / L
Bromodichloromethane	ND< 2.00	trans-1,2-Dichloroethene	ND< 2.00
Bromomethane	ND< 2.00	1,2-Dichloropropane	ND< 2.00
Bromoform	ND< 2.00	cis-1,3-Dichloropropene	ND< 2.00
Carbon Tetrachloride	ND< 2.00	trans-1,3-Dichloropropene	ND< 2.00
Chloroethane	ND< 2.00	Methylene chloride	ND< 5.00
Chloromethane	ND< 2.00	1,1,2,2-Tetrachloroethane	ND< 2.00
2-Chloroethyl vinyl Ether	ND< 2.00	Tetrachloroethene	ND< 2.00
Chloroform	ND< 2.00	1,1,1-Trichloroethane	ND< 2.00
Dibromochloromethane	ND< 2.00	1,1,2-Trichloroethane	ND< 2.00
1,1-Dichloroethane	ND< 2.00	Trichloroethene	ND< 2.00
1,2-Dichloroethane	ND< 2.00	Trichlorofluoromethane	ND< 2.00
1,1-Dichloroethene	ND< 2.00	Vinyl chloride	ND< 2.00
Chlorobenzene	ND< 2.00	1,3-Dichlorobenzene	ND< 2.00
1,2-Dichlorobenzene	ND< 2.00	1,4-Dichlorobenzene	ND< 2.00

ELAP Number 10958

Method: EPA 8260B

Data File: V38005.D

Comments: ND denotes Non Detect  
ug / L = microgram per Liter

Signature: \_\_\_\_\_

Bruce Hoogesteger, Technical Director

This report is part of a multipage document and should only be evaluated in its entirety. Chain of Custody provides additional information, including compliance with sample condition requirements upon receipt.

061260V1.XLS

**PARADIGM**

ENVIRONMENTAL SERVICES, INC.

179 Lake Avenue Rochester, New York 14608 (585) 647-2530 FAX (585) 647-3311

**Volatile Analysis Report for Non-potable Water**Client: **Day Environmental, Inc.**

Client Job Site: 5 Hunt Road  
Jamestown, NY  
Client Job Number: 3563-04  
Field Location: MW-201  
Field ID Number: N/A  
Sample Type: Water

Lab Project Number: 08-1260  
Lab Sample Number: 4489

Date Sampled: 04/20/2006  
Date Received: 04/24/2006  
Date Analyzed: 04/28/2006

4-21-2006  
Sample Even

Halocarbons	Results in ug / L	Halocarbons	Results in ug / L
Bromodichloromethane	ND< 200	trans-1,2-Dichloroethene	ND< 200
Bromomethane	ND< 200	1,2-Dichloropropane	ND< 200
Bromoform	ND< 200	cis-1,3-Dichloropropene	ND< 200
Carbon Tetrachloride	ND< 200	trans-1,3-Dichloropropene	ND< 200
Chloroethane	ND< 200	Methylene chloride	ND< 500
Chloromethane	ND< 200	1,1,2,2-Tetrachloroethane	ND< 200
2-Chloroethyl vinyl Ether	ND< 200	Tetrachloroethene	10,500
Chloroform	ND< 200	1,1,1-Trichloroethane	ND< 200
Dibromochloromethane	ND< 200	1,1,2-Trichloroethane	ND< 200
1,1-Dichloroethane	ND< 200	Trichloroethene	970
1,2-Dichloroethane	ND< 200	Trichlorofluoromethane	ND< 200
1,1-Dichloroethene	ND< 200	Vinyl chloride	ND< 200
Chlorobenzene	ND< 200	1,3-Dichlorobenzene	ND< 200
1,2-Dichlorobenzene	ND< 200	1,4-Dichlorobenzene	ND< 200

ELAP Number 10958

Method: EPA 8260B

Data File: V36043.D

Comments: ND denotes Non Detect  
ug / L = microgram per Liter

Signature: \_\_\_\_\_

Bruce Hoogesteger: Technical Director

This report is part of a multipage document and should only be evaluated in its entirety. Chain of Custody provides additional information, including compliance with sample condition requirements upon receipt.

061260V2.XLS


**PARADIGM**

ENVIRONMENTAL SERVICES, INC.

179 Lake Avenue Rochester, New York 14608 (585) 647 - 2530 FAX (585) 647 - 3311

### Volatile Analysis Report for Non-potable Water

**Client:** Day Environmental, Inc.

**Client Job Site:** 5 Hunt Road  
 Jamestown, NY  
**Client Job Number:** 3563-04  
**Field Location:** MW-202  
**Field ID Number:** N/A  
**Sample Type:** Water

**Lab Project Number:** 06-1260  
**Lab Sample Number:** 4490  
**Date Sampled:** 04/20/2006  
**Date Received:** 04/24/2006  
**Date Analyzed:** 04/26/2006

Halocarbons	Results in ug / L	Halocarbons	Results in ug / L
Bromodichloromethane	ND< 2.00	trans-1,2-Dichloroethene	ND< 2.00
Bromomethane	ND< 2.00	1,2-Dichloropropane	ND< 2.00
Bromoform	ND< 2.00	cis-1,3-Dichloropropene	ND< 2.00
Carbon Tetrachloride	ND< 2.00	trans-1,3-Dichloropropene	ND< 2.00
Chloroethane	ND< 2.00	Methylene chloride	ND< 5.00
Chloromethane	ND< 2.00	1,1,2,2-Tetrachloroethane	ND< 2.00
2-Chloroethyl vinyl Ether	ND< 2.00	Tetrachloroethene	ND< 2.00
Chloroform	ND< 2.00	1,1,1-Trichloroethane	ND< 2.00
Dibromochloromethane	ND< 2.00	1,1,2-Trichloroethane	ND< 2.00
1,1-Dichloroethane	ND< 2.00	Trichloroethene	ND< 2.00
1,2-Dichloroethane	ND< 2.00	Trichlorofluoromethane	ND< 2.00
1,1-Dichloroethene	ND< 2.00	Vinyl chloride	ND< 2.00
Chlorobenzene	ND< 2.00	1,3-Dichlorobenzene	ND< 2.00
1,2-Dichlorobenzene	ND< 2.00	1,4-Dichlorobenzene	ND< 2.00

ELAP Number 10958

Method: EPA 8260B

Data File: V36044.D

Comments: ND denotes Non Detect  
 ug / L = microgram per Liter

**Signature:**
  
 Bruce Hoogesteger: Technical Director

This report is part of a multipage document and should only be evaluated in its entirety. Chain of Custody provides additional information, including compliance with sample condition requirements upon receipt.

061260V3.XLS



# PARADIGM ENVIRONMENTAL SERVICES, INC.

179 Lake Avenue  
Rochester, NY 14608  
(585) 647-2530 • (800) 724-1997  
FAX: (585) 647-3311

## CHAIN OF CUSTODY

REPORT TO:

INVOICE TO:

COMPANY: Day Environmental, Inc.	COMPANY: Anderson Cleaners	LAB PROJECT #: 06-1260	CLIENT PROJECT #: 3563-04
ADDRESS: 40 Commercial St.	ADDRESS: 5 Hunt Road	TURNAROUND TIME: (WORKING DAYS)	
CITY: Rochester, NY	CITY: Jamestown, NY		
STATE: NY	STATE: NY		
ZIP: 14614	ZIP: 1470		
PHONE: 454-0210	PHONE: 716/664-5610		
FAX: 454-0825	FAX:		
ATTN: Roy Kampft	ATTN:		
COMMENTS:	QUOTE #:		

PROJECT NAME/SITE NAME:

5 Hunt Road  
Jamestown NY

### REQUESTED ANALYSIS

DATE	TIME	COMPOSITE	GRAB	SAMPLE LOCATION/FIELD ID	CONTAINER NUMBERS	REMARKS	PARADIGM LAB SAMPLE NUMBER
4-20-06	1225		X	MW-200	GW 2		4488
24-20-06	1251		X	MW-201	GW 2		4489
34-20-06	1311		X	MW-202	GW 2		4490
4							
5							
6							
7							
8							
9							
10							

LAB USE ONLY BELOW THIS LINE\*\*

Sample Condition: Per NELAC/ELAP 210/241/242/243/244

Receipt Parameter		NELAC Compliance	
Comments:	Container Type: Vial	Y <input checked="" type="checkbox"/>	N <input type="checkbox"/>
Comments:	Preservation:	Y <input checked="" type="checkbox"/>	N <input type="checkbox"/>
Comments:	Holding Time:	Y <input checked="" type="checkbox"/>	N <input type="checkbox"/>
Comments:	Temperature: 15°C	Y <input type="checkbox"/>	N <input checked="" type="checkbox"/>

Sampled By: [Signature]	Date/Time: 4/20/2006 1330	Total Cost: 1100
Relinquished By: [Signature]	Date/Time: 4/21/2006 1100	
Received By: [Signature]	Date/Time: 4/21/06 1100	
Received @ Lab By: [Signature]	Date/Time: 4/24/06 1055 AM	

The first part of the paper discusses the importance of the study of the history of the United States. It is argued that the study of the history of the United States is essential for a full understanding of the country and its people. The second part of the paper discusses the importance of the study of the history of the world. It is argued that the study of the history of the world is essential for a full understanding of the world and its people. The third part of the paper discusses the importance of the study of the history of the United States and the world. It is argued that the study of the history of the United States and the world is essential for a full understanding of the United States and the world.

RECEIVED

AUG 1 2006

## Analytical Report Cover Page

For Lab Project # 06-2003

The reported results relate only to the samples as they have been received by the laboratory.

Any noncompliant QC parameters having impact on the data are flagged or documented on the final report.

All soil or solid samples have been reported on a dry weight basis, unless qualified "reported as received".

This page is part of a multipage document. This document may not be reproduced except in its entirety, without the prior consent of Paradigm Environmental Services, Inc.

The Chain of Custody provides additional information, including compliance with sample condition requirements upon receipt. Sample condition requirements are defined under the 2003 NELAC Standard, sections 5.5.8.3.1 and 5.5.8.3.2.

Data qualifiers are used, when necessary, to provide additional information about the data. This information may be communicated as a flag or as text at the bottom of the report. Please refer to the following list of frequently used data flags and their meaning:

"ND" = analyzed for but not detected.

"E" = Result has been estimated, calibration limit exceeded.

"D" = Duplicate results outside QC limits. May indicate a non-homogenous matrix.

"M" = Matrix spike recoveries outside QC limits. Matrix bias indicated.

"B" = Method blank contained trace levels of analyte. Refer to included method blank report.

This report contains a total of 3 pages.



ENVIRONMENTAL SERVICES, INC.

179 Lake Avenue Rochester, New York 14608 (585) 647 - 2530 FAX (585) 647 - 3311

### Volatile Analysis Report for Non-potable Water

Client: Day Environmental, Inc.

Client Job Site: 5 Hunt Road  
Jamestown, NY

Client Job Number: 3563S-04

Field Location: MW-203

Field ID Number: N/A

Sample Type: Water

Lab Project Number: 06-2063

Lab Sample Number: 6817

Date Sampled: 07/12/2006

Date Received: 07/13/2006

Date Analyzed: 07/19/2006

Date Reissued: 07/28/2006

Halocarbons	Results in ug / L	Halocarbons	Results in ug / L
Bromodichloromethane	ND< 2.00	trans-1,2-Dichloroethene	ND< 2.00
Bromomethane	ND< 2.00	1,2-Dichloropropane	ND< 2.00
Bromoform	ND< 2.00	cis-1,3-Dichloropropene	ND< 2.00
Carbon Tetrachloride	ND< 2.00	trans-1,3-Dichloropropene	ND< 2.00
Chloroethane	ND< 2.00	Methylene chloride	ND< 5.00
Chloromethane	ND< 2.00	1,1,2,2-Tetrachloroethane	ND< 2.00
2-Chloroethyl vinyl Ether	ND< 2.00	Tetrachloroethene	ND< 2.00
Chloroform	ND< 2.00	1,1,1-Trichloroethane	ND< 2.00
Dibromochloromethane	ND< 2.00	1,1,2-Trichloroethane	ND< 2.00
1,1-Dichloroethane	ND< 2.00	Trichloroethene	ND< 2.00
1,2-Dichloroethane	ND< 2.00	Trichlorofluoromethane	ND< 2.00
1,1-Dichloroethene	ND< 2.00	Vinyl chloride	3.38
Chlorobenzene	ND< 2.00	1,3-Dichlorobenzene	ND< 2.00
1,2-Dichlorobenzene	ND< 2.00	1,4-Dichlorobenzene	ND< 2.00

ELAP Number 10958

Method: EPA 8260 (8010 list)

Data File: V37698.D

Comments: ND denotes Non Detect  
ug / L = microgram per Liter

Signature: \_\_\_\_\_

*Bruce Hoopes* (for)  
Bruce Hoopes: Technical Director

# PARADIGM ENVIRONMENTAL SERVICES, INC.

179 Lake Avenue  
Rochester, NY 14608  
(585) 647-2530 • (800) 724-1997  
FAX: (585) 647-3311

## CHAIN OF CUSTODY

REPORT TO:		INVOICE TO:	
COMPANY:	Day Environmental, Inc.	COMPANY:	Anderson Cleaners
ADDRESS:	40 Commercial Street	ADDRESS:	5 Hunt Road
CITY:	Rochester, N.Y.	CITY:	Tamostown, NY
STATE:	14608	STATE:	14701
PHONE:	454-0210	PHONE:	716/664-5610
FAX:	454-0825	FAX:	
ATTN:	Roy Kampff	ATTN:	Mike Lyons
COMMENTS:		COMMENTS:	
PROJECT NAME/SITE NAME:	5 Hunt Road Tamostown, NY	LAB PROJECT #:	06-2063
		CLIENT PROJECT #:	35635-04
		TURNAROUND TIME: (WORKING DAYS)	
		QUOTE #:	1 2 3 5
		STD	<input checked="" type="checkbox"/> 5
		OTHER	<input type="checkbox"/>

REQUESTED ANALYSIS												REMARKS	PARADIGM LAB SAMPLE NUMBER
DATE	TIME	COMPOSITE	GRA B	SAMPLE LOCATION/FIELD ID	MATRIX	CONTAMINANTS							
17-12-2008	1122		X	mw-2003 1/28/04 CPC Note	GW	8260 Ho/09ms						6817	
2				should be 203									
3				Jalan 7/28/04									
4				1230									
5													
6													
7													
8													
9													
10													

\*\*LAB USE ONLY BELOW THIS LINE\*\*

Sample Condition: Per NELAC/ELAP 210/241/242/243/244

Receipt Parameter	NELAC Compliance
Container Type:	Y <input checked="" type="checkbox"/> N <input type="checkbox"/>
Preservation:	Y <input checked="" type="checkbox"/> N <input type="checkbox"/>
Holding Time:	Y <input checked="" type="checkbox"/> N <input type="checkbox"/>
Temperature:	Y <input checked="" type="checkbox"/> N <input type="checkbox"/>
Comments:	
Comments:	
Comments:	
Comments:	

1122

Sampled By: *[Signature]* 7/12/2006 Date/Time

Refined By: *[Signature]* 7/13/2006 Date/Time


Received By: *[Signature]* 7/13/2006 Date/Time

Received @ Lab By: Elizabeth A. Honch 7/13/06 1135 Date/Time

Total Cost: *[Signature]* 10:20

P.I.F. ☐

04 501 712



## Analytical Report Cover Page

For Lab Project # 04-2382

The reported results relate only to the samples as they have been received by the laboratory.

Any noncompliant QC parameters having impact on the data are flagged or documented on the final report.

All soil or solid samples have been reported on a dry weight basis, unless qualified "reported as received".

This page is part of a multipage document. This document may not be reproduced except in its entirety, without the prior consent of Paradigm Environmental Services, Inc.

The Chain of Custody provides additional information, including compliance with sample condition requirements upon receipt. Sample condition requirements are defined under the 2003 NELAC Standard, sections 5.5.8.3.1 and 5.5.8.3.2.

Data qualifiers are used, when necessary, to provide additional information about the data. This information may be communicated as a flag or as text at the bottom of the report. Please refer to the following list of frequently used data flags and their meaning:

**"ND" = analyzed for but not detected.**

**"E" = Result has been estimated, calibration limit exceeded.**

**"D" = Duplicate results outside QC limits. May indicate a non-homogenous matrix.**

**"M" = Matrix spike recoveries outside QC limits. Matrix bias indicated.**

**"B" = Method blank contained trace levels of analyte. Refer to included method blank report.**

This report contains a total of 4 pages.



ENVIRONMENTAL SERVICES, INC.

179 Lake Avenue Rochester, New York 14608 (585) 647 - 2530 FAX (585) 647 - 3311

### Volatile Analysis Report for Non-potable Water

**Client:** Day Environmental Inc

**Client Job Site:** 5 Hunt Rd  
Jamestown, NY  
**Client Job Number:** 3563S-04  
**Field Location:** PW-2  
**Field ID Number:** N/A  
**Sample Type:** Water

**Lab Project Number:** 06-2382  
**Lab Sample Number:** 7867  
**Date Sampled:** 08/08/2006  
**Date Received:** 08/09/2006  
**Date Analyzed:** 08/16/2006

Halocarbons	Results in ug / L	Halocarbons	Results in ug / L
Bromodichloromethane	ND< 1,000	trans-1,2-Dichloroethene	ND< 1,000
Bromomethane	ND< 1,000	1,2-Dichloropropane	ND< 1,000
Bromoform	ND< 1,000	cis-1,3-Dichloropropene	ND< 1,000
Carbon Tetrachloride	ND< 1,000	trans-1,3-Dichloropropene	ND< 1,000
Chloroethane	ND< 1,000	Methylene chloride	ND< 2,500
Chloromethane	ND< 1,000	1,1,2,2-Tetrachloroethane	ND< 1,000
2-Chloroethyl vinyl Ether	ND< 1,000	Tetrachloroethene	50,400
Chloroform	ND< 1,000	1,1,1-Trichloroethane	ND< 1,000
Dibromochloromethane	ND< 1,000	1,1,2-Trichloroethane	ND< 1,000
1,1-Dichloroethane	ND< 1,000	Trichloroethene	ND< 1,000
1,2-Dichloroethane	ND< 1,000	Trichlorofluoromethane	ND< 1,000
1,1-Dichloroethene	ND< 1,000	Vinyl chloride	ND< 1,000
Chlorobenzene	ND< 1,000	1,3-Dichlorobenzene	ND< 1,000
1,2-Dichlorobenzene	ND< 1,000	1,4-Dichlorobenzene	ND< 1,000

ELAP Number 10958

Method: EPA 8260B (601 List)

Data File: V38279.D

Comments: ND denotes Non Detect  
ug / L = microgram per Liter

Signature:

  
 Bruce Hoogesteger, Technical Director





ENVIRONMENTAL SERVICES, INC.

179 Lake Avenue Rochester, New York 14608 (585) 647 - 2530 FAX (585) 647 - 3311

### Volatile Analysis Report for Non-potable Water

**Client:** Day Environmental Inc

**Client Job Site:** 5 Hunt Rd  
Jamestown, NY  
**Client Job Number:** 3563S-04  
**Field Location:** PW-3  
**Field ID Number:** N/A  
**Sample Type:** Water

**Lab Project Number:** 06-2382  
**Lab Sample Number:** 7868  
**Date Sampled:** 08/08/2006  
**Date Received:** 08/09/2006  
**Date Analyzed:** 08/16/2006

Halocarbons	Results in ug / L	Halocarbons	Results in ug / L
Bromodichloromethane	ND< 1,000	trans-1,2-Dichloroethene	ND< 1,000
Bromomethane	ND< 1,000	1,2-Dichloropropane	ND< 1,000
Bromoform	ND< 1,000	cis-1,3-Dichloropropene	ND< 1,000
Carbon Tetrachloride	ND< 1,000	trans-1,3-Dichloropropene	ND< 1,000
Chloroethane	ND< 1,000	Methylene chloride	ND< 2,500
Chloromethane	ND< 1,000	1,1,2,2-Tetrachloroethane	ND< 1,000
2-Chloroethyl vinyl Ether	ND< 1,000	Tetrachloroethene	34,100
Chloroform	ND< 1,000	1,1,1-Trichloroethane	ND< 1,000
Dibromochloromethane	ND< 1,000	1,1,2-Trichloroethane	ND< 1,000
1,1-Dichloroethane	ND< 1,000	Trichloroethene	8,150
1,2-Dichloroethane	ND< 1,000	Trichlorofluoromethane	ND< 1,000
1,1-Dichloroethene	ND< 1,000	Vinyl chloride	20,400
Chlorobenzene	ND< 1,000	1,3-Dichlorobenzene	ND< 1,000
1,2-Dichlorobenzene	ND< 1,000	1,4-Dichlorobenzene	ND< 1,000

ELAP Number 10958

Method: EPA 8260B (601 List)

Data File: V38280.D

Comments: ND denotes Non Detect  
ug / L = microgram per Liter

Signature:

  
 Bruce Hoogesteger: Technical Director

# CHAIN OF CUSTODY

## REPORT TO:

## INVOICE TO:

COMPANY: Day Environmental Inc		COMPANY: Anderson Cleaners		LAB PROJECT #:	CLIENT PROJECT #:
ADDRESS: 40 Commercial Street		ADDRESS: 5 Hunt Road		06-2382 3563S-04	
CITY: Rochester NY	STATE: NY	ZIP: 14614	CITY: Jamestown	STATE: NY	ZIP:
PHONE: 585-454-0210	FAX: 585-454-0825		PHONE: 716-664-5610	FAX:	
ATTN: Ray Kampff			ATTN: Mike Lyons		
COMMENTS: Please fax results		Quotation #			
PROJECT NAME/SITE NAME: 5 Hunt Rd. Jamestown, NY					
TURNAROUND TIME: (WORKING DAYS)					
STD					
OTHER					

## REQUESTED ANALYSIS

DATE	TIME	COMPOSITE	GRA B	SAMPLE LOCATION/FIELD ID	MATRIX	CONTAMINANTS	REMARKS	LAB SAMPLE NUMBER
1 8-8-06	13:40		X	PW-2	Water	2 X		7867
2 8-8-06	15:10		X	PW-3	Water	2 X		7868
3								
4								
5								
6								
7								
8								
9								
10								

LAB USE ONLY - BELOW THIS LINE

Sample Condition: Per NELAC IELAP 210/241/242/243/244

Receipt Parameter		NELAC Compliance	
Container Type:	<input checked="" type="checkbox"/> Y <input type="checkbox"/> N		
Preservation:	<input checked="" type="checkbox"/> Y <input type="checkbox"/> N		
Holding Time:	<input checked="" type="checkbox"/> Y <input type="checkbox"/> N		
Temperature: 6°C iced	<input checked="" type="checkbox"/> Y <input type="checkbox"/> N		

Sampled By	Date/Time
Relinquished By	Date/Time
Received By	Date/Time
Received @ Lab By	Date/Time

Total Cost:

P.I.F.

## Analytical Report Cover Page

For Lab Project # 00-2392

The reported results relate only to the samples as they have been received by the laboratory.

Any noncompliant QC parameters having impact on the data are flagged or documented on the final report.

All soil or solid samples have been reported on a dry weight basis, unless qualified "reported as received".

This page is part of a multipage document. This document may not be reproduced except in its entirety, without the prior consent of Paradigm Environmental Services, Inc.

The Chain of Custody provides additional information, including compliance with sample condition requirements upon receipt. Sample condition requirements are defined under the 2003 NELAC Standard, sections 5.5.8.3.1 and 5.5.8.3.2.

Data qualifiers are used, when necessary, to provide additional information about the data. This information may be communicated as a flag or as text at the bottom of the report. Please refer to the following list of frequently used data flags and their meaning:

**"ND" = analyzed for but not detected.**

**"E" = Result has been estimated, calibration limit exceeded.**

**"D" = Duplicate results outside QC limits. May indicate a non-homogenous matrix.**

**"M" = Matrix spike recoveries outside QC limits. Matrix bias indicated.**

**"B" = Method blank contained trace levels of analyte. Refer to included method blank report.**

This report contains a total of 3 pages.

### Volatile Analysis Report for Non-potable Water

**Client:** Day Environmental, Inc

**Client Job Site:** 5 Hunt Rd  
 Jamestown, NY  
**Client Job Number:** 3563S-04  
**Field Location:** MW-7.1  
**Field ID Number:** N/A  
**Sample Type:** Water

**Lab Project Number:** 06-2392  
**Lab Sample Number:** 7917  
**Date Sampled:** 08/09/2006  
**Date Received:** 08/10/2006  
**Date Analyzed:** 08/17/2006

Halocarbons	Results in ug / L	Halocarbons	Results in ug / L
Bromodichloromethane	ND< 1,000	trans-1,2-Dichloroethene	ND< 1,000
Bromomethane	ND< 1,000	1,2-Dichloropropane	ND< 1,000
Bromoform	ND< 1,000	cis-1,3-Dichloropropene	ND< 1,000
Carbon Tetrachloride	ND< 1,000	trans-1,3-Dichloropropene	ND< 1,000
Chloroethane	ND< 1,000	Methylene chloride	ND< 2,500
Chloromethane	ND< 1,000	1,1,2,2-Tetrachloroethane	ND< 1,000
2-Chloroethyl vinyl Ether	ND< 1,000	Tetrachloroethene	113,000
Chloroform	ND< 1,000	1,1,1-Trichloroethane	ND< 1,000
Dibromochloromethane	ND< 1,000	1,1,2-Trichloroethane	ND< 1,000
1,1-Dichloroethane	ND< 1,000	Trichloroethene	ND< 1,000
1,2-Dichloroethane	ND< 1,000	Trichlorofluoromethane	ND< 1,000
1,1-Dichloroethene	ND< 1,000	Vinyl chloride	ND< 1,000
Chlorobenzene	ND< 1,000	1,3-Dichlorobenzene	ND< 1,000
1,2-Dichlorobenzene	ND< 1,000	1,4-Dichlorobenzene	ND< 1,000

ELAP Number 10958

Method: EPA 8260B (601 List)

Data File: V38317.D

Comments: ND denotes Non Detect  
 ug / L = microgram per Liter

Signature:

  
 Bruce Hoogesteger: Technical Director

# PARADIGM ENVIRONMENTAL SERVICES, INC.

179 Lake Avenue  
Rochester, NY 14608  
(585) 647-2530 • (800) 724-1997  
FAX: (585) 647-3311

## CHAIN OF CUSTODY

REPORT TO:		INVOICE TO:	
COMPANY: Day Environmental Inc	COMPANY: Anderson Cleaners	LAB PROJECT #: 06-2392	CLIENT PROJECT #: 35635-04
ADDRESS: 40 Commercial Street	ADDRESS: 5 Hunt Road	TURNAROUND TIME: (WORKING DAYS)	
CITY: Rochester NY	CITY: Jamestown NY		
STATE: NY	STATE: NY		
ZIP: 14614	ZIP: 14704		
PHONE: 454-0210	PHONE: 716/664-5610		
FAX: 454-0025	FAX: 716/664-5610		
ATTN: Roy Kamp	ATTN: Mike Lyons		
COMMENTS: please Fax results			
PROJECT NAME/SITE NAME: 5th Rd Jamestown, NY			
35635-04			
		QUOTE #:	STD
		1	2
		3	5
			OTHER

REQUESTED ANALYSIS									
DATE	TIME	COMPOSITE	GRA B	SAMPLE LOCATION/FIELD ID	MATRIX	CONTAMINANT	REMARKS	PARADIGM LAB SAMPLE NUMBER	
18/9/2006	1530		X	Mul-Fal	GW	8260		7917	
2									
3									
4									
5									
6									
7									
8									
9									
10									

\*\*LAB USE ONLY BELOW THIS LINE\*\*

Sample Condition: Per NELAC/ELAP 210/241/242/243/244

Receipt Parameter	NELAC Compliance
Container Type:	Y <input checked="" type="checkbox"/> N <input type="checkbox"/>
Preservation:	Y <input checked="" type="checkbox"/> N <input type="checkbox"/>
Holding Time:	Y <input checked="" type="checkbox"/> N <input type="checkbox"/>
Temperature: 16°C	Y <input type="checkbox"/> N <input checked="" type="checkbox"/>

1530

Sampled By: [Signature] Date/Time: 8/9/2006 09:40

Relinquished By: [Signature] Date/Time: 8/10/06 09:40

Received By: Elizabeth A. Honch Date/Time: 8/10/06 1010

Received @ Lab By: [Signature]

Total Cost: [ ] P.I.F. [ ]



RECEIVED

SEP 26 2006

## Analytical Report Cover Page

For Lab Project # 062751

The reported results relate only to the samples as they have been received by the laboratory.

Any noncompliant QC parameters having impact on the data are flagged or documented on the final report.

All soil or solid samples have been reported on a dry weight basis, unless qualified "reported as received".

This page is part of a multipage document. This document may not be reproduced except in its entirety, without the prior consent of Paradigm Environmental Services, Inc.

The Chain of Custody provides additional information, including compliance with sample condition requirements upon receipt. Sample condition requirements are defined under the 2003 NELAC Standard, sections 5.5.8.3.1 and 5.5.8.3.2.

Data qualifiers are used, when necessary, to provide additional information about the data. This information may be communicated as a flag or as text at the bottom of the report. Please refer to the following list of frequently used data flags and their meaning:

**"ND" = analyzed for but not detected.**

**"E" = Result has been estimated, calibration limit exceeded.**

**"D" = Duplicate results outside QC limits. May indicate a non-homogenous matrix.**

**"M" = Matrix spike recoveries outside QC limits. Matrix bias indicated.**

**"B" = Method blank contained trace levels of analyte. Refer to included method blank report.**

This report contains a total of 6 pages.

### Volatile Analysis Report for Non-potable Water

 Client: Day Environmental

Client Job Site: 5 Hunt Rd  
 Jamestown, NY  
 Client Job Number: 3563S-04  
 Field Location: MW-07  
 Field ID Number: N/A  
 Sample Type: Water

Lab Project Number: 06-2751  
 Lab Sample Number: 9177  
 Date Sampled: 09/12/2006  
 Date Received: 09/13/2006  
 Date Analyzed: 09/20/2006

Halocarbons	Results in ug / L	Halocarbons	Results in ug / L
Bromodichloromethane	ND< 200	trans-1,2-Dichloroethene	ND< 200
Bromomethane	ND< 200	1,2-Dichloropropane	ND< 200
Bromoform	ND< 200	cis-1,3-Dichloropropene	ND< 200
Carbon Tetrachloride	ND< 200	trans-1,3-Dichloropropene	ND< 200
Chloroethane	ND< 200	Methylene chloride	ND< 500
Chloromethane	ND< 200	1,1,2,2-Tetrachloroethane	ND< 200
2-Chloroethyl vinyl Ether	ND< 200	Tetrachloroethene	9,170
Chloroform	ND< 200	1,1,1-Trichloroethane	ND< 200
Dibromochloromethane	ND< 200	1,1,2-Trichloroethane	ND< 200
1,1-Dichloroethane	ND< 200	Trichloroethene	ND< 200
1,2-Dichloroethane	ND< 200	Trichlorofluoromethane	ND< 200
1,1-Dichloroethene	ND< 200	Vinyl chloride	ND< 200
Chlorobenzene	ND< 200	1,3-Dichlorobenzene	ND< 200
1,2-Dichlorobenzene	ND< 200	1,4-Dichlorobenzene	ND< 200

ELAP Number 10958

Method: EPA 8260B

Data File: V39391.D

Comments: ND denotes Non Detect  
 ug / L = microgram per Liter

Signature:

  
 Bruce Hoogesteger, Technical Director



### Volatile Analysis Report for Non-potable Water

 Client: Day Environmental

Client Job Site: 5 Hunt Rd  
 Jamestown, NY  
 Client Job Number: 3563S-04  
 Field Location: MW-03  
 Field ID Number: N/A  
 Sample Type: Water

Lab Project Number: 06-2751  
 Lab Sample Number: 9178  
 Date Sampled: 09/12/2006  
 Date Received: 09/13/2006  
 Date Analyzed: 09/19/2006

Halocarbons	Results in ug / L	Halocarbons	Results in ug / L
Bromodichloromethane	ND< 20.0	trans-1,2-Dichloroethene	ND< 20.0
Bromomethane	ND< 20.0	1,2-Dichloropropane	ND< 20.0
Bromoform	ND< 20.0	cis-1,3-Dichloropropene	ND< 20.0
Carbon Tetrachloride	ND< 20.0	trans-1,3-Dichloropropene	ND< 20.0
Chloroethane	ND< 20.0	Methylene chloride	ND< 50.0
Chloromethane	ND< 20.0	1,1,2,2-Tetrachloroethane	ND< 20.0
2-Chloroethyl vinyl Ether	ND< 20.0	Tetrachloroethene	1,560
Chloroform	ND< 20.0	1,1,1-Trichloroethane	ND< 20.0
Dibromochloromethane	ND< 20.0	1,1,2-Trichloroethane	ND< 20.0
1,1-Dichloroethane	ND< 20.0	Trichloroethene	ND< 20.0
1,2-Dichloroethane	ND< 20.0	Trichlorofluoromethane	ND< 20.0
1,1-Dichloroethene	ND< 20.0	Vinyl chloride	ND< 20.0
Chlorobenzene	ND< 20.0	1,3-Dichlorobenzene	ND< 20.0
1,2-Dichlorobenzene	ND< 20.0	1,4-Dichlorobenzene	ND< 20.0


ELAP Number 10958

Method: EPA 8260B

Data File: V39363.D

Comments: ND denotes Non Detect  
 ug / L = microgram per Liter

Signature:

  
 Bruce Hoogesteger: Technical Director



ENVIRONMENTAL SERVICES, INC.

179 Lake Avenue Rochester, New York 14608 (585) 647 - 2530 FAX (585) 647 - 3311

### Volatile Analysis Report for Non-potable Water

Client: Day Environmental

Client Job Site: 5 Hunt Rd  
Jamestown, NY  
Client Job Number: 3563S-04  
Field Location: PW-3  
Field ID Number: N/A  
Sample Type: Water

Lab Project Number: 06-2751  
Lab Sample Number: 9179  
Date Sampled: 09/12/2006  
Date Received: 09/13/2006  
Date Analyzed: 09/20/2006

Halocarbons	Results in ug / L	Halocarbons	Results in ug / L
Bromodichloromethane	ND< 400	trans-1,2-Dichloroethene	ND< 400
Bromomethane	ND< 400	1,2-Dichloropropane	ND< 400
Bromoform	ND< 400	cis-1,3-Dichloropropene	ND< 400
Carbon Tetrachloride	ND< 400	trans-1,3-Dichloropropene	ND< 400
Chloroethane	ND< 400	Methylene chloride	ND< 1,000
Chloromethane	ND< 400	1,1,2,2-Tetrachloroethane	ND< 400
2-Chloroethyl vinyl Ether	ND< 400	Tetrachloroethene	23,100
Chloroform	ND< 400	1,1,1-Trichloroethane	ND< 400
Dibromochloromethane	ND< 400	1,1,2-Trichloroethane	ND< 400
1,1-Dichloroethane	ND< 400	Trichloroethene	9,040
1,2-Dichloroethane	ND< 400	Trichlorofluoromethane	ND< 400
1,1-Dichloroethene	ND< 400	Vinyl chloride	5,490
Chlorobenzene	ND< 400	1,3-Dichlorobenzene	ND< 400
1,2-Dichlorobenzene	ND< 400	1,4-Dichlorobenzene	ND< 400

ELAP Number 10958

Method: EPA 8260B

Data File: V39392.D

Comments: ND denotes Non Detect  
ug / L = microgram per Liter

Signature: \_\_\_\_\_

  
 Bruce Hoogesteger, Technical Director


**PARADIGM**

ENVIRONMENTAL SERVICES, INC.

179 Lake Avenue Rochester, New York 14608 (585) 647 - 2530 FAX (585) 647 - 3311

### Volatile Analysis Report for Non-potable Water

 Client: Day Environmental

Client Job Site: 5 Hunt Rd  
 Jamestown, NY  
 Client Job Number: 3563S-04  
 Field Location: MW-7.1  
 Field ID Number: N/A  
 Sample Type: Water

Lab Project Number: 06-2751  
 Lab Sample Number: 9180  
 Date Sampled: 09/12/2006  
 Date Received: 09/13/2006  
 Date Analyzed: 09/20/2006

Halocarbons	Results in ug / L	Halocarbons	Results in ug / L
Bromodichloromethane	ND< 1,000	trans-1,2-Dichloroethene	ND< 1,000
Bromomethane	ND< 1,000	1,2-Dichloropropane	ND< 1,000
Bromoform	ND< 1,000	cis-1,3-Dichloropropene	ND< 1,000
Carbon Tetrachloride	ND< 1,000	trans-1,3-Dichloropropene	ND< 1,000
Chloroethane	ND< 1,000	Methylene chloride	ND< 2,500
Chloromethane	ND< 1,000	1,1,2,2-Tetrachloroethane	ND< 1,000
2-Chloroethyl vinyl Ether	ND< 1,000	Tetrachloroethene	120,000
Chloroform	ND< 1,000	1,1,1-Trichloroethane	ND< 1,000
Dibromochloromethane	ND< 1,000	1,1,2-Trichloroethane	ND< 1,000
1,1-Dichloroethane	ND< 1,000	Trichloroethene	ND< 1,000
1,2-Dichloroethane	ND< 1,000	Trichlorofluoromethane	ND< 1,000
1,1-Dichloroethene	ND< 1,000	Vinyl chloride	ND< 1,000
Chlorobenzene	ND< 1,000	1,3-Dichlorobenzene	ND< 1,000
1,2-Dichlorobenzene	ND< 1,000	1,4-Dichlorobenzene	ND< 1,000

ELAP Number 10958

Method: EPA 8260B

Data File: V39393.D

Comments: ND denotes Non Detect  
 ug / L = microgram per Liter

Signature:

  
 Bruce Hoogesteger, Technical Director

# PARADIGM ENVIRONMENTAL SERVICES, INC.

179 Lake Avenue  
Rochester, NY 14608  
(585) 647-2530 • (800) 724-1997  
FAX: (585) 647-3311

## CHAIN OF CUSTODY

REPORT TO:

COMPANY: DAY Environmental	COMPANY: Anderson Cleaners	LAB PROJECT #: 06-2751	CLIENT PROJECT #: 35635-04
ADDRESS: 40 Commercial St.	ADDRESS: 5 Hunt Rd.	TURNAROUND TIME: (WORKING DAYS)	
CITY: Rochester	CITY: Jamestown		
STATE: NY	STATE: NY		
ZIP: 14614	ZIP: 14701		
PHONE: 585-454-0810	PHONE: 716-664-5610		
FAX: 585-454-0825	FAX:		
ATTN: Ray Kampff	ATTN: Mike Lyons		
PROJECT NAME/SITE NAME: 5 Hunt Rd.	PROJECT NAME/SITE NAME: 35635-04		
Comments: Jamestown, NY	Comments: Fax Copy please to Ray		

### REQUESTED ANALYSIS

DATE	TIME	COMPOSITE	GRA B	SAMPLE LOCATION/FIELD ID	MATRIX	CONTAINERS	REMARKS	PARADIGM LAB SAMPLE NUMBER
19-12-06	17:48		X	MW-07	Aq	2		9177
29-12-06	17:20		X	MW-03	Aq	2		9178
39-12-06	16:40		X	PW-3	Aq	2		9179
49-12-06	16:05		X	MW-7.1	Aq	2		9180
5								
6								
7								
8								
9								
10								

\*\*LAB USE ONLY BELOW THIS LINE\*\*

Sample Condition: Per NELAC/ELAP 210/241/242/243/244

Receipt Parameter		NELAC Compliance	
Container Type:	Y <input checked="" type="checkbox"/> N <input type="checkbox"/>	Y <input checked="" type="checkbox"/> N <input type="checkbox"/>	
Preservation:	Y <input checked="" type="checkbox"/> N <input type="checkbox"/>	Y <input checked="" type="checkbox"/> N <input type="checkbox"/>	
Holding Time:	Y <input checked="" type="checkbox"/> N <input type="checkbox"/>	Y <input checked="" type="checkbox"/> N <input type="checkbox"/>	
Temperature:	Y <input checked="" type="checkbox"/> N <input type="checkbox"/>	Y <input checked="" type="checkbox"/> N <input type="checkbox"/>	

Sampled By: <i>[Signature]</i>	Date/Time: 9-12-06/17:48
Relinquished By: <i>[Signature]</i>	Date/Time: 9-13-06/14:07
Received By: <i>[Signature]</i>	Date/Time: 9-13-06/14:07
Received @ Lab By: Elizabeth A. Homch	Date/Time: 9/13/06 1505

Total Cost:

P.I.F.



SEP 29 2006

## Analytical Report Cover Page

For Lab Project # 04-2827

The reported results relate only to the samples as they have been received by the laboratory.

Any noncompliant QC parameters having impact on the data are flagged or documented on the final report.

All soil or solid samples have been reported on a dry weight basis, unless qualified "reported as received".

This page is part of a multipage document. This document may not be reproduced except in its entirety, without the prior consent of Paradigm Environmental Services, Inc.

The Chain of Custody provides additional information, including compliance with sample condition requirements upon receipt. Sample condition requirements are defined under the 2003 NELAC Standard, sections 5.5.8.3.1 and 5.5.8.3.2.

Data qualifiers are used, when necessary, to provide additional information about the data. This information may be communicated as a flag or as text at the bottom of the report. Please refer to the following list of frequently used data flags and their meaning:

**"ND" = analyzed for but not detected.**

**"E" = Result has been estimated, calibration limit exceeded.**

**"D" = Duplicate results outside QC limits. May indicate a non-homogenous matrix.**

**"M" = Matrix spike recoveries outside QC limits. Matrix bias indicated.**

**"B" = Method blank contained trace levels of analyte. Refer to included method blank report.**

This report contains a total of 8 pages.

### Volatile Analysis Report for Non-potable Water

 Client: Day Environmental

Client Job Site: Anderson Cleaners  
 Jamestown, NY  
 Client Job Number: 3563S-04  
 Field Location: BR-01-1 (31.1'-32.6')  
 Field ID Number: N/A  
 Sample Type: Water

Lab Project Number: 06-2827  
 Lab Sample Number: 9355  
 Date Sampled: 09/15/2006  
 Date Received: 09/18/2006  
 Date Analyzed: 09/22/2006

Halocarbons	Results in ug / L	Halocarbons	Results in ug / L
Bromodichloromethane	ND< 200	trans-1,2-Dichloroethene	ND< 200
Bromomethane	ND< 200	1,2-Dichloropropane	ND< 200
Bromoform	ND< 200	cis-1,3-Dichloropropene	ND< 200
Carbon Tetrachloride	ND< 200	trans-1,3-Dichloropropene	ND< 200
Chloroethane	ND< 200	Methylene chloride	ND< 500
Chloromethane	ND< 200	1,1,2,2-Tetrachloroethane	ND< 200
2-Chloroethyl vinyl Ether	ND< 200	Tetrachloroethene	7,030
Chloroform	ND< 200	1,1,1-Trichloroethane	ND< 200
Dibromochloromethane	ND< 200	1,1,2-Trichloroethane	ND< 200
1,1-Dichloroethane	ND< 200	Trichloroethene	ND< 200
1,2-Dichloroethane	ND< 200	Trichlorofluoromethane	ND< 200
1,1-Dichloroethene	ND< 200	Vinyl chloride	ND< 200
Chlorobenzene	ND< 200	1,3-Dichlorobenzene	ND< 200
1,2-Dichlorobenzene	ND< 200	1,4-Dichlorobenzene	ND< 200
cis-1,2-Dichloroethene	ND< 200		

ELAP Number 10958

Method: EPA 8260B (8010 List)

Data File: V39449.D

Comments: ND denotes Non Detect  
 ug / L = microgram per Liter

Signature:

  
 Bruce Hoogesteger: Technical Director

### Volatile Analysis Report for Non-potable Water

 Client: Day Environmental

Client Job Site: Anderson Cleaners  
 Jamestown, NY  
 Client Job Number: 3563S-04  
 Field Location: BR-01-2 (41.7'-43.2')  
 Field ID Number: N/A  
 Sample Type: Water

Lab Project Number: 06-2827  
 Lab Sample Number: 9356  
 Date Sampled: 09/15/2006  
 Date Received: 09/18/2006  
 Date Analyzed: 09/22/2006

Halocarbons	Results in ug / L	Halocarbons	Results in ug / L
Bromodichloromethane	ND< 200	trans-1,2-Dichloroethene	ND< 200
Bromomethane	ND< 200	1,2-Dichloropropane	ND< 200
Bromoform	ND< 200	cis-1,3-Dichloropropene	ND< 200
Carbon Tetrachloride	ND< 200	trans-1,3-Dichloropropene	ND< 200
Chloroethane	ND< 200	Methylene chloride	ND< 500
Chloromethane	ND< 200	1,1,2,2-Tetrachloroethane	ND< 200
2-Chloroethyl vinyl Ether	ND< 200	Tetrachloroethene	8,440
Chloroform	ND< 200	1,1,1-Trichloroethane	ND< 200
Dibromochloromethane	ND< 200	1,1,2-Trichloroethane	ND< 200
1,1-Dichloroethane	ND< 200	Trichloroethene	931
1,2-Dichloroethane	ND< 200	Trichlorofluoromethane	ND< 200
1,1-Dichloroethene	ND< 200	Vinyl chloride	ND< 200
Chlorobenzene	ND< 200	1,3-Dichlorobenzene	ND< 200
1,2-Dichlorobenzene	ND< 200	1,4-Dichlorobenzene	ND< 200
cis-1,2-Dichloroethene	ND< 200		

ELAP Number 10958

Method: EPA 8260B (8010 List)

Data File: V39450.D

Comments: ND denotes Non Detect  
 ug / L = microgram per Liter

Signature:

  
 Bruce Hoogesteger, Technical Director




**PARADIGM**

ENVIRONMENTAL SERVICES, INC.

179 Lake Avenue Rochester, New York 14608 (585) 647 - 2530 FAX (585) 647 - 3311

### Volatile Analysis Report for Non-potable Water

 Client: Day Environmental

Client Job Site: Anderson Cleaners  
 Jamestown, NY  
 Client Job Number: 3563S-04  
 Field Location: BR-01-3 (54.7'-56.2')  
 Field ID Number: N/A  
 Sample Type: Water

Lab Project Number: 06-2827  
 Lab Sample Number: 9357  
 Date Sampled: 09/15/2006  
 Date Received: 09/18/2006  
 Date Analyzed: 09/25/2006

Halocarbons	Results in ug / L	Halocarbons	Results in ug / L
Bromodichloromethane	ND< 2.00	trans-1,2-Dichloroethene	ND< 2.00
Bromomethane	ND< 2.00	1,2-Dichloropropane	ND< 2.00
Bromoform	ND< 2.00	cis-1,3-Dichloropropene	ND< 2.00
Carbon Tetrachloride	ND< 2.00	trans-1,3-Dichloropropene	ND< 2.00
Chloroethane	ND< 2.00	Methylene chloride	ND< 5.00
Chloromethane	ND< 2.00	1,1,2,2-Tetrachloroethane	ND< 2.00
2-Chloroethyl vinyl Ether	ND< 2.00	Tetrachloroethene	150
Chloroform	ND< 2.00	1,1,1-Trichloroethane	ND< 2.00
Dibromochloromethane	ND< 2.00	1,1,2-Trichloroethane	ND< 2.00
1,1-Dichloroethane	ND< 2.00	Trichloroethene	95.1
1,2-Dichloroethane	ND< 2.00	Trichlorofluoromethane	ND< 2.00
1,1-Dichloroethene	ND< 2.00	Vinyl chloride	14.1
Chlorobenzene	ND< 2.00	1,3-Dichlorobenzene	ND< 2.00
1,2-Dichlorobenzene	ND< 2.00	1,4-Dichlorobenzene	ND< 2.00
cis-1,2-Dichloroethene	69.8		


ELAP Number 10958

Method: EPA 8260B (8010 List)

Data File: V39466.D

Comments: ND denotes Non Detect  
 ug / L = microgram per Liter

Signature:

  
 Bruce Hoogesteger: Technical Director

### Volatile Analysis Report for Non-potable Water

 Client: **Day Environmental**

Client Job Site: Anderson Cleaners  
 Jamestown, NY  
 Client Job Number: 3563S-04  
 Field Location: BR-01-4 (67.7'-69.2')  
 Field ID Number: N/A  
 Sample Type: Water

Lab Project Number: 06-2827  
 Lab Sample Number: 9358  
 Date Sampled: 09/15/2006  
 Date Received: 09/18/2006  
 Date Analyzed: 09/25/2006

Halocarbons	Results in ug / L	Halocarbons	Results in ug / L
Bromodichloromethane	ND< 2.00	trans-1,2-Dichloroethene	ND< 2.00
Bromomethane	ND< 2.00	1,2-Dichloropropane	ND< 2.00
Bromoform	ND< 2.00	cis-1,3-Dichloropropene	ND< 2.00
Carbon Tetrachloride	ND< 2.00	trans-1,3-Dichloropropene	ND< 2.00
Chloroethane	ND< 2.00	Methylene chloride	ND< 5.00
Chloromethane	ND< 2.00	1,1,2,2-Tetrachloroethane	ND< 2.00
2-Chloroethyl vinyl Ether	ND< 2.00	Tetrachloroethene	154
Chloroform	ND< 2.00	1,1,1-Trichloroethane	ND< 2.00
Dibromochloromethane	ND< 2.00	1,1,2-Trichloroethane	ND< 2.00
1,1-Dichloroethane	ND< 2.00	Trichloroethene	47.8
1,2-Dichloroethane	ND< 2.00	Trichlorofluoromethane	ND< 2.00
1,1-Dichloroethene	ND< 2.00	Vinyl chloride	5.23
Chlorobenzene	ND< 2.00	1,3-Dichlorobenzene	ND< 2.00
1,2-Dichlorobenzene	ND< 2.00	1,4-Dichlorobenzene	ND< 2.00
cis-1,2-Dichloroethene	137		

ELAP Number 10958

Method: EPA 8260B (8010 List)

Data File: V39467.D

Comments: ND denotes Non Detect  
 ug / L = microgram per Liter

Signature:

  
 Bruce Hoogesteger, Technical Director



ENVIRONMENTAL SERVICES, INC.

179 Lake Avenue Rochester, New York 14608 (585) 647 - 2530 FAX (585) 647 - 3311

### Volatile Analysis Report for Non-potable Water

Client: Day Environmental

Client Job Site: Anderson Cleaners  
Jamestown, NY  
Client Job Number: 3563S-04  
Field Location: BR-01-5 (80.7'-82.2')  
Field ID Number: N/A  
Sample Type: Water

Lab Project Number: 06-2827  
Lab Sample Number: 9359  
Date Sampled: 09/15/2006  
Date Received: 09/18/2006  
Date Analyzed: 09/22&25/2006

Halocarbons	Results in ug / L	Halocarbons	Results in ug / L
Bromodichloromethane	ND< 2.00	trans-1,2-Dichloroethene	ND< 2.00
Bromomethane	ND< 2.00	1,2-Dichloropropane	ND< 2.00
Bromoform	ND< 2.00	cis-1,3-Dichloropropene	ND< 2.00
Carbon Tetrachloride	ND< 2.00	trans-1,3-Dichloropropene	ND< 2.00
Chloroethane	3.58	Methylene chloride	ND< 5.00
Chloromethane	ND< 2.00	1,1,2,2-Tetrachloroethane	ND< 2.00
2-Chloroethyl vinyl Ether	ND< 2.00	Tetrachloroethene	165
Chloroform	ND< 2.00	1,1,1-Trichloroethane	ND< 2.00
Dibromochloromethane	ND< 2.00	1,1,2-Trichloroethane	ND< 2.00
1,1-Dichloroethane	ND< 2.00	Trichloroethene	113
1,2-Dichloroethane	ND< 2.00	Trichlorofluoromethane	ND< 2.00
1,1-Dichloroethene	ND< 2.00	Vinyl chloride	13.6
Chlorobenzene	ND< 2.00	1,3-Dichlorobenzene	ND< 2.00
1,2-Dichlorobenzene	ND< 2.00	1,4-Dichlorobenzene	ND< 2.00
cis-1,2-Dichloroethene	242		

ELAP Number 10958

Method: EPA 8260B (8010 List)

Data File: V39468.D  
& V39453.D

Comments: ND denotes Non Detect  
ug / L = microgram per Liter

Signature: \_\_\_\_\_

  
Bruce Hoogesteger: Technical Director

### Volatile Analysis Report for Non-potable Water

 Client: Day Environmental

Client Job Site: Anderson Cleaners  
 Jamestown, NY  
 Client Job Number: 3563S-04  
 Field Location: BR-01-6 (93.7'-95.2')  
 Field ID Number: N/A  
 Sample Type: Water

Lab Project Number: 06-2827  
 Lab Sample Number: 9360  
 Date Sampled: 09/15/2006  
 Date Received: 09/18/2006  
 Date Analyzed: 09/22/2006

Halocarbons	Results in ug / L	Halocarbons	Results in ug / L
Bromodichloromethane	ND< 200	trans-1,2-Dichloroethene	ND< 200
Bromomethane	ND< 200	1,2-Dichloropropane	ND< 200
Bromoform	ND< 200	cis-1,3-Dichloropropene	ND< 200
Carbon Tetrachloride	ND< 200	trans-1,3-Dichloropropene	ND< 200
Chloroethane	ND< 200	Methylene chloride	ND< 500
Chloromethane	ND< 200	1,1,2,2-Tetrachloroethane	ND< 200
2-Chloroethyl vinyl Ether	ND< 200	Tetrachloroethene	4,500
Chloroform	ND< 200	1,1,1-Trichloroethane	ND< 200
Dibromochloromethane	ND< 200	1,1,2-Trichloroethane	ND< 200
1,1-Dichloroethane	ND< 200	Trichloroethene	2,800
1,2-Dichloroethane	ND< 200	Trichlorofluoromethane	ND< 200
1,1-Dichloroethene	ND< 200	Vinyl chloride	ND< 200
Chlorobenzene	ND< 200	1,3-Dichlorobenzene	ND< 200
1,2-Dichlorobenzene	ND< 200	1,4-Dichlorobenzene	ND< 200
cis-1,2-Dichloroethene	1,850		

ELAP Number 10958

Method: EPA 8260B (8010 List)

Data File: V39454.D

Comments: ND denotes Non Detect  
 ug / L = microgram per Liter

Signature:

  
 Bruce Hoogesteger: Technical Director

# PARADIGM ENVIRONMENTAL SERVICES, INC.

179 Lake Avenue  
Rochester, NY 14608  
(585) 647-2530 • (800) 724-1997  
FAX: (585) 647-3311

## CHAIN OF CUSTODY

REPORT TO:

COMPANY: DAY Environmental	COMPANY: Anderson Cleaners	LAB PROJECT #: 06-2827	CLIENT PROJECT #: 35635-01
ADDRESS: 40 Commercial St.	ADDRESS: 5 Hunt Rd.	TURNAROUND TIME: (WORKING DAYS)	
CITY: Rochester, NY	CITY: Jamestown, NY		
STATE: NY	STATE: NY		
ZIP: 14614	ZIP: 14701		
PHONE: 585-454-0210	PHONE: 716-664-5810		
FAX: 585-454-0825	FAX: 716-664-5810		
ATTN: Ray Kampff	ATTN: Mike Lyons		
PROJECT NAME/SITE NAME: Anderson Cleaners			
Jamestown, NY			

COMMENTS: Please fax results to Ray at DAY

REQUESTED ANALYSIS

DATE	TIME	COMPOSITE	GRAAB	SAMPLE LOCATION/FIELD ID	MATRIX	CONTAINERS	REMARKS	PARADIGM LAB SAMPLE NUMBER
1 9-15-2006	10 <sup>06</sup>		X	BR-01-1 (31.1'-32.6')	GW	2	X	9355
2	10 <sup>11</sup>		X	BR-01-2 (41.7'-43.2')		2	X	9356
3	10 <sup>15</sup>		X	BR-01-3 (54.7'-56.2')		2	X	9357
4	10 <sup>19</sup>		X	BR-01-4 (67.7'-69.2')		2	X	9358
5	10 <sup>22</sup>		X	BR-01-5 (80.7'-82.2')		2	X	9359
6	10 <sup>27</sup>		X	BR-01-6 (93.7'-95.2')	↓	2	X	9360
7								
8								
9								
10								

\*\*LAB USE ONLY BELOW THIS LINE\*\*

Sample Condition: Per NELAC/ELAP 210/241/242/243/244

Receipt Parameter	NELAC Compliance
Container Type:	Y <input checked="" type="checkbox"/> N <input type="checkbox"/>
Preservation:	Y <input checked="" type="checkbox"/> N <input type="checkbox"/>
Holding Time:	Y <input checked="" type="checkbox"/> N <input type="checkbox"/>
Temperature:	70C iced Y <input type="checkbox"/> N <input checked="" type="checkbox"/>

Signature: *[Signature]* Date/Time: 9/15/2006 11:11  
 Sampled By: *[Signature]* Date/Time: 9/18/2006 10:35  
 Relinquished By: *[Signature]* Date/Time: 9/18/2006 10:35pm  
 Received By: Elizabeth A. Honch Date/Time: 9/18/06 10:55  
 Received @ Lab By: *[Signature]* P.I.F. ☐

Total Cost:



## Analytical Report Cover Page

JAN 10 2007

For Lab Project # OC-3925

The reported results relate only to the samples as they have been received by the laboratory.

Any noncompliant QC parameters having impact on the data are flagged or documented on the final report.

All soil or solid samples have been reported on a dry weight basis, unless qualified "reported as received".

This page is part of a multipage document. This document may not be reproduced except in its entirety, without the prior consent of Paradigm Environmental Services, Inc.

The Chain of Custody provides additional information, including compliance with sample condition requirements upon receipt. Sample condition requirements are defined under the 2003 NELAC Standard, sections 5.5.8.3.1 and 5.5.8.3.2.

Data qualifiers are used, when necessary, to provide additional information about the data. This information may be communicated as a flag or as text at the bottom of the report. Please refer to the following list of frequently used data flags and their meaning:

**"ND" = analyzed for but not detected.**

**"E" = Result has been estimated, calibration limit exceeded.**

**"D" = Duplicate results outside QC limits. May indicate a non-homogenous matrix.**

**"M" = Matrix spike recoveries outside QC limits. Matrix bias indicated.**

**"B" = Method blank contained trace levels of analyte. Refer to included method blank report.**

This report contains a total of 4 pages.

### Volatile Analysis Report for Soils/Solids/Sludges

 Client: Day Environmental

Client Job Site: Anderson Cleaners

Lab Project Number: 06-3925

Lab Sample Number: 13002

Client Job Number: 3563S-04

Field Location: TB209 - 14.0'

Date Sampled: 12/28/2006

Field ID Number: N/A

Date Received: 12/29/2006

Sample Type: Soil

Date Analyzed: 01/05/2007

Halocarbons	Results in ug / Kg	Halocarbons	Results in ug / Kg
Bromodichloromethane	ND< 102,000	trans-1,2-Dichloroethene	ND< 102,000
Bromomethane	ND< 102,000	1,2-Dichloropropane	ND< 102,000
Bromoform	ND< 102,000	cis-1,3-Dichloropropene	ND< 102,000
Carbon Tetrachloride	ND< 102,000	trans-1,3-Dichloropropene	ND< 102,000
Chloroethane	ND< 102,000	Methylene chloride	ND< 254,000
Chloromethane	ND< 102,000	1,1,2,2-Tetrachloroethane	ND< 102,000
2-Chloroethyl vinyl Ether	ND< 102,000	Tetrachloroethene	9,680,000
Chloroform	ND< 102,000	1,1,1-Trichloroethane	ND< 102,000
Dibromochloromethane	ND< 102,000	1,1,2-Trichloroethane	ND< 102,000
1,1-Dichloroethane	ND< 102,000	Trichloroethene	ND< 102,000
1,2-Dichloroethane	ND< 102,000	Trichlorofluoromethane	ND< 102,000
1,1-Dichloroethene	ND< 102,000	Vinyl chloride	ND< 102,000
Chlorobenzene	ND< 102,000	1,3-Dichlorobenzene	ND< 102,000
1,2-Dichlorobenzene	ND< 102,000	1,4-Dichlorobenzene	ND< 102,000


ELAP Number 10958

Method: EPA 8260B

Data File: V41819.D

Comments: ND denotes Non Detect  
 ug / Kg = microgram per Kilogram

Signature:

  
 Bruce Hoogesteger: Technical Director



### Volatile Analysis Report for Soils/Solids/Sludges

 Client: Day Environmental

Client Job Site: Anderson Cleaners

Lab Project Number: 06-3925

Lab Sample Number: 13003

Client Job Number: 3563S-04

Field Location: TB211 - 5'

Date Sampled: 12/28/2006

Field ID Number: N/A

Date Received: 12/29/2006

Sample Type: Soil

Date Analyzed: 01/04/2007

Halocarbons	Results in ug / Kg	Halocarbons	Results in ug / Kg
Bromodichloromethane	ND< 1,680	trans-1,2-Dichloroethene	ND< 1,680
Bromomethane	ND< 1,680	1,2-Dichloropropane	ND< 1,680
Bromoform	ND< 1,680	cis-1,3-Dichloropropene	ND< 1,680
Carbon Tetrachloride	ND< 1,680	trans-1,3-Dichloropropene	ND< 1,680
Chloroethane	ND< 1,680	Methylene chloride	ND< 4,190
Chloromethane	ND< 1,680	1,1,2,2-Tetrachloroethane	ND< 1,680
2-Chloroethyl vinyl Ether	ND< 1,680	Tetrachloroethene	10,500
Chloroform	ND< 1,680	1,1,1-Trichloroethane	ND< 1,680
Dibromochloromethane	ND< 1,680	1,1,2-Trichloroethane	ND< 1,680
1,1-Dichloroethane	ND< 1,680	Trichloroethene	ND< 1,680
1,2-Dichloroethane	ND< 1,680	Trichlorofluoromethane	ND< 1,680
1,1-Dichloroethene	ND< 1,680	Vinyl chloride	ND< 1,680
Chlorobenzene	ND< 1,680	1,3-Dichlorobenzene	ND< 1,680
1,2-Dichlorobenzene	ND< 1,680	1,4-Dichlorobenzene	ND< 1,680

ELAP Number 10958

Method: EPA 8260B

Data File: V41813.D

Comments: ND denotes Non Detect  
 ug / Kg = microgram per Kilogram

Signature:

  
 Bruce Hoogesteger, Technical Director

# PARADIGM ENVIRONMENTAL SERVICES, INC.

179 Lake Avenue  
Rochester, NY 14608  
(585) 647-2530 • (800) 724-1997  
FAX: (585) 647-3311

## CHAIN OF CUSTODY

REPORT TO:		INVOICE TO:	
COMPANY: DAY Environmental	COMPANY: Anderson Cleaners	LAB PROJECT #: 06-3925	CLIENT PROJECT #: 35635-04
ADDRESS: 40 Commercial St	ADDRESS: 5444 Rd	TURNAROUND TIME: (WORKING DAYS)	
CITY: Rochester	CITY: Jamestown		
STATE: NY	STATE: NY		
ZIP: 14614	ZIP:		
PHONE: 585-4374-0210	PHONE: 585-454-0833		
FAX: 585-454-0833	FAX:		
ATTN: Ray Kampoff	ATTN: Mike Lyons		
PROJECT NAME/SITE NAME: Anderson Cleaners	COMMENTS: results to DAY, invoice to Anderson Cleaners		
QUOTE #:	QUOTE #:		
STD	STD		
OTHER	OTHER		

REQUESTED ANALYSIS										REMARKS	PARADIGM LAB SAMPLE NUMBER
DATE	TIME	C O M P O S I T E	G R A B	SAMPLE LOCATION/FIELD ID	M A T T R I X	C O N T A I N E R S	p929 19 701-17				
1/2/25/06			X	TB209-14.0'	soil	1	X			13002	
2	↓		X	TB211-5'	↓	1	X			13003	
3											
4											
5											
6											
7											
8											
9											
10											

\*\*LAB USE ONLY BELOW THIS LINE\*\*

Sample Condition: PeNELAC/ELAP 210/241/242/243/244

Receipt Pramerter		NELAC Compliance	
Comments:	Container Type: <input checked="" type="checkbox"/> Y <input type="checkbox"/> N	Y <input checked="" type="checkbox"/> X <input type="checkbox"/> N	<input type="checkbox"/>
Comments:	Preservation: <input checked="" type="checkbox"/> Y <input type="checkbox"/> N	Y <input checked="" type="checkbox"/> X <input type="checkbox"/> N	<input type="checkbox"/>
Comments:	Holding Time: <input checked="" type="checkbox"/> Y <input type="checkbox"/> N	Y <input checked="" type="checkbox"/> X <input type="checkbox"/> N	<input type="checkbox"/>
Comments:	Temperature: 140C <input type="checkbox"/> Y <input checked="" type="checkbox"/> N	Y <input type="checkbox"/> X <input checked="" type="checkbox"/> N	<input checked="" type="checkbox"/>

Sampled By: David Lyons Date/Time: 12/29/06 9:55  
 Relinquished By: David Lyons Date/Time: 12/29/06 9:55  
 Received By: Elizabeth A. Honch Date/Time: 12/29/06 10:30  
 Received @ Lab By: Elizabeth A. Honch Date/Time: 12/29/06 10:30

Total Cost:   
 P.I.F.



## Analytical Report Cover Page

For Lab Project # 07-0163

The reported results relate only to the samples as they have been received by the laboratory.

Any noncompliant QC parameters having impact on the data are flagged or documented on the final report.

All soil or solid samples have been reported on a dry weight basis, unless qualified "reported as received".

This page is part of a multipage document. This document may not be reproduced except in its entirety, without the prior consent of Paradigm Environmental Services, Inc.

The Chain of Custody provides additional information, including compliance with sample condition requirements upon receipt. Sample condition requirements are defined under the 2003 NELAC Standard, sections 5.5.8.3.1 and 5.5.8.3.2.

Data qualifiers are used, when necessary, to provide additional information about the data. This information may be communicated as a flag or as text at the bottom of the report. Please refer to the following list of frequently used data flags and their meaning:

**"ND" = analyzed for but not detected.**

**"E" = Result has been estimated, calibration limit exceeded.**

**"D" = Duplicate results outside QC limits. May indicate a non-homogenous matrix.**

**"M" = Matrix spike recoveries outside QC limits. Matrix bias indicated.**

**"B" = Method blank contained trace levels of analyte. Refer to included method blank report.**

This report contains a total of 6 pages.

### Volatile Analysis Report for Non-potable Water

**Client:** Day Environmental

**Client Job Site:** Anderson Cleaners  
 Jamestown, NY  
**Client Job Number:** 3563S-04  
**Field Location:** MW-04  
**Field ID Number:** N/A  
**Sample Type:** Water

**Lab Project Number:** 07-0163  
**Lab Sample Number:** 1170  
**Date Sampled:** 01/04/07  
**Date Received:** 01/05/07  
**Date Analyzed:** 01/11/07

Halocarbons	Results in ug / L	Halocarbons	Results in ug / L
Bromodichloromethane	ND< 200	trans-1,2-Dichloroethene	ND< 200
Bromomethane	ND< 200	1,2-Dichloropropane	ND< 200
Bromoform	ND< 200	cis-1,3-Dichloropropene	ND< 200
Carbon Tetrachloride	ND< 200	trans-1,3-Dichloropropene	ND< 200
Chloroethane	ND< 200	Methylene chloride	ND< 500
Chloromethane	ND< 200	1,1,2,2-Tetrachloroethane	ND< 200
2-Chloroethyl vinyl Ether	ND< 200	Tetrachloroethene	1,820
Chloroform	ND< 200	1,1,1-Trichloroethane	ND< 200
Dibromochloromethane	ND< 200	1,1,2-Trichloroethane	ND< 200
1,1-Dichloroethane	ND< 200	Trichloroethene	ND< 200
1,2-Dichloroethane	ND< 200	Trichlorofluoromethane	ND< 200
1,1-Dichloroethene	ND< 200	Vinyl chloride	ND< 200
Chlorobenzene	ND< 200	1,3-Dichlorobenzene	ND< 200
1,2-Dichlorobenzene	ND< 200	1,4-Dichlorobenzene	ND< 200
cis-1,2-Dichloroethene	ND< 200		

ELAP Number 10958

Method: EPA 8260B (Halocarbons)


Data File: V41933A.D

Comments: ND denotes Non Detect

ug / L = microgram per Liter

Surrogate outliers indicate probable matrix interference

Signature:

  
 Bruce Hoogesteger: Technical Director

### Volatile Analysis Report for Non-potable Water

**Client:** Day Environmental

**Client Job Site:** Anderson Cleaners  
 Jamestown, NY  
**Client Job Number:** 3563S-04  
**Field Location:** MW-06  
**Field ID Number:** N/A  
**Sample Type:** Water

**Lab Project Number:** 07-0163  
**Lab Sample Number:** 1171  
**Date Sampled:** 01/04/07  
**Date Received:** 01/05/07  
**Date Analyzed:** 01/11/07

Halocarbons	Results in ug / L	Halocarbons	Results in ug / L
Bromodichloromethane	ND< 4.00	trans-1,2-Dichloroethene	ND< 4.00
Bromomethane	ND< 4.00	1,2-Dichloropropane	ND< 4.00
Bromoform	ND< 4.00	cis-1,3-Dichloropropene	ND< 4.00
Carbon Tetrachloride	ND< 4.00	trans-1,3-Dichloropropene	ND< 4.00
Chloroethane	ND< 4.00	Methylene chloride	ND< 10.0
Chloromethane	ND< 4.00	1,1,2,2-Tetrachloroethane	ND< 4.00
2-Chloroethyl vinyl Ether	ND< 4.00	Tetrachloroethene	369
Chloroform	ND< 4.00	1,1,1-Trichloroethane	ND< 4.00
Dibromochloromethane	ND< 4.00	1,1,2-Trichloroethane	ND< 4.00
1,1-Dichloroethane	ND< 4.00	Trichloroethene	ND< 4.00
1,2-Dichloroethane	ND< 4.00	Trichlorofluoromethane	ND< 4.00
1,1-Dichloroethene	ND< 4.00	Vinyl chloride	ND< 4.00
Chlorobenzene	ND< 4.00	1,3-Dichlorobenzene	ND< 4.00
1,2-Dichlorobenzene	ND< 4.00	1,4-Dichlorobenzene	ND< 4.00
cis-1,2-Dichloroethene	ND< 4.00		

ELAP Number 10958

Method: EPA 8260B (Halocarbons)

Data File: V41934.D

Comments: ND denotes Non Detect  
 ug / L = microgram per Liter

Signature:

  
 Bruce Hoogesteger: Technical Director

**Volatile Analysis Report for Non-potable Water**Client: **Day Environmental**Client Job Site: Anderson Cleaners  
Jamestown, NY

Client Job Number: 3563S-04

Field Location: MW-201

Field ID Number: N/A

Sample Type: Water

Lab Project Number: 07-0163

Lab Sample Number: 1172

Date Sampled: 01/04/07

Date Received: 01/05/07

Date Analyzed: 01/11/07

Halocarbons	Results in ug / L	Halocarbons	Results in ug / L
Bromodichloromethane	ND< 200	trans-1,2-Dichloroethene	ND< 200
Bromomethane	ND< 200	1,2-Dichloropropane	ND< 200
Bromoform	ND< 200	cis-1,3-Dichloropropene	ND< 200
Carbon Tetrachloride	ND< 200	trans-1,3-Dichloropropene	ND< 200
Chloroethane	ND< 200	Methylene chloride	ND< 500
Chloromethane	ND< 200	1,1,2,2-Tetrachloroethane	ND< 200
2-Chloroethyl vinyl Ether	ND< 200	Tetrachloroethene	14,200
Chloroform	ND< 200	1,1,1-Trichloroethane	ND< 200
Dibromochloromethane	ND< 200	1,1,2-Trichloroethane	ND< 200
1,1-Dichloroethane	ND< 200	Trichloroethene	ND< 200
1,2-Dichloroethane	ND< 200	Trichlorofluoromethane	ND< 200
1,1-Dichloroethene	ND< 200	Vinyl chloride	ND< 200
Chlorobenzene	ND< 200	1,3-Dichlorobenzene	ND< 200
1,2-Dichlorobenzene	ND< 200	1,4-Dichlorobenzene	ND< 200
cis-1,2-Dichloroethene	ND< 200		

ELAP Number 10958

Method: EPA 8260B (Halocarbons)

Data File: V41935.D

Comments: ND denotes Non Detect  
ug / L = microgram per Liter

Signature: \_\_\_\_\_

Bruce Hoogesteger: Technical Director

### Volatile Analysis Report for Non-potable Water

**Client:** Day Environmental

**Client Job Site:** Anderson Cleaners  
Jamestown, NY

**Client Job Number:** 3563S-04

**Field Location:** MW-07

**Field ID Number:** N/A

**Sample Type:** Water

**Lab Project Number:** 07-0163

**Lab Sample Number:** 1173

**Date Sampled:** 01/04/07

**Date Received:** 01/05/07

**Date Analyzed:** 01/11/07

Halocarbons	Results in ug / L	Halocarbons	Results in ug / L
Bromodichloromethane	ND< 200	trans-1,2-Dichloroethene	ND< 200
Bromomethane	ND< 200	1,2-Dichloropropane	ND< 200
Bromoform	ND< 200	cis-1,3-Dichloropropene	ND< 200
Carbon Tetrachloride	ND< 200	trans-1,3-Dichloropropene	ND< 200
Chloroethane	ND< 200	Methylene chloride	ND< 500
Chloromethane	ND< 200	1,1,2,2-Tetrachloroethane	ND< 200
2-Chloroethyl vinyl Ether	ND< 200	Tetrachloroethene	5,310
Chloroform	ND< 200	1,1,1-Trichloroethane	ND< 200
Dibromochloromethane	ND< 200	1,1,2-Trichloroethane	ND< 200
1,1-Dichloroethane	ND< 200	Trichloroethene	ND< 200
1,2-Dichloroethane	ND< 200	Trichlorofluoromethane	ND< 200
1,1-Dichloroethene	ND< 200	Vinyl chloride	ND< 200
Chlorobenzene	ND< 200	1,3-Dichlorobenzene	ND< 200
1,2-Dichlorobenzene	ND< 200	1,4-Dichlorobenzene	ND< 200
cis-1,2-Dichloroethene	ND< 200		

ELAP Number 10958

Method: EPA 8260B (Halocarbons)

Data File: V41936.D

Comments: ND denotes Non Detect  
ug / L = microgram per Liter

Signature: \_\_\_\_\_

Bruce Hoogesteger: Technical Director



# PARADIGM ENVIRONMENTAL SERVICES, INC.

179 Lake Avenue  
Rochester, NY 14608  
(585) 647-2530 • (800) 724-1997  
FAX: (585) 647-3311

## CHAIN OF CUSTODY

REPORT TO:		INVOICE TO:	
COMPANY: DAY Environmental	COMPANY: Same	LAB PROJECT #: 07-0163	CLIENT PROJECT #: 35635-
ADDRESS: 40 Commercial St.	ADDRESS: Anderson - Same	TURNAROUND TIME: (WORKING DAYS)	
CITY: Rochester	CITY: Rochester	ZIP: 14614	
PHONE: 585-484-0210	PHONE: 585-454-0825	FAX: 585-454-0825	
ATTN: Ray Kampff	ATTN: Ray Kampff	DATE: 12/25/07	
COMMENTS: Please for results.		QUOTE #: 1 2 3	
PROJECT NAME/SITE NAME: Anderson Cleaners		OTHER: <input checked="" type="checkbox"/> STD <input type="checkbox"/> 3	
Barnstead, NY			

DATE	TIME	COMPOSITE	GRA B	SAMPLE LOCATION/FIELD ID	MATRIX	CONTAINERS	REMARKS	PARADIGM LAB SAMPLE NUMBER
11-4-07	16:20		X	MW-04	Aq	2		1170
21-4-07	12:45		X	MW-06	Aq	2		1171
31-4-07	13:48		X	MW-201	Aq	2		1172
41-4-07	13:48		X	MW-07	Aq	2		1173
5								
6								
7								
8								
9								
10								

\*\*LAB USE ONLY BELOW THIS LINE\*\*

Sample Condition: Per NELAC/ELAP 210/241/242/243/244

Receipt Parameter		NELAC Compliance	
Comments:	Container Type:	Y <input checked="" type="checkbox"/>	N <input type="checkbox"/>
Comments:	Preservation:	Y <input checked="" type="checkbox"/>	N <input type="checkbox"/>
Comments:	Holding Time:	Y <input checked="" type="checkbox"/>	N <input type="checkbox"/>
Comments:	Temperature:	Y <input checked="" type="checkbox"/>	N <input type="checkbox"/>

Sampled By: <i>Michelle</i>	Date/Time: 1-4-07/16:30
Relinquished By: <i>Michelle</i>	Date/Time: 1-4-07/09:45
Received By: <i>Elizabeth A. Honch</i>	Date/Time: 1/5/07 0945
Received By: <i>Elizabeth A. Honch</i>	Date/Time: 1/5/07 1200

Total Cost:

P.I.F.



**PARADIGM**

ENVIRONMENTAL SERVICES, INC.

179 Lake Avenue Rochester, New York 14608 (585) 647 - 2530 FAX (585) 647 - 3311

**Volatile Analysis Report for Non-potable Water**Client: **Day Environmental**

Client Job Site: Anderson  
Jamestown, NY  
Client Job Number: 3563S-04  
Field Location: MW-04  
Field ID Number: N/A  
Sample Type: Water

Lab Project Number: 07-0563  
Lab Sample Number: 2516  
Date Sampled: 02/13/2007  
Date Received: 02/15/2007  
Date Analyzed: 02/19/2007

2-13-2007  
Sample  
Event

Halocarbons	Results in ug / L	Halocarbons	Results in ug / L
Bromodichloromethane	ND< 200	trans-1,2-Dichloroethene	ND< 200
Bromomethane	ND< 200	1,2-Dichloropropane	ND< 200
Bromoform	ND< 200	cis-1,3-Dichloropropene	ND< 200
Carbon Tetrachloride	ND< 200	trans-1,3-Dichloropropene	ND< 200
Chloroethane	ND< 200	Methylene chloride	ND< 500
Chloromethane	ND< 200	1,1,2,2-Tetrachloroethane	ND< 200
2-Chloroethyl vinyl Ether	ND< 200	Tetrachloroethene	1,120
Chloroform	ND< 200	1,1,1-Trichloroethane	ND< 200
Dibromochloromethane	ND< 200	1,1,2-Trichloroethane	ND< 200
1,1-Dichloroethane	ND< 200	Trichloroethene	ND< 200
1,2-Dichloroethane	ND< 200	Trichlorofluoromethane	ND< 200
1,1-Dichloroethene	ND< 200	Vinyl chloride	ND< 200
Chlorobenzene	ND< 200	1,3-Dichlorobenzene	ND< 200
1,2-Dichlorobenzene	ND< 200	1,4-Dichlorobenzene	ND< 200
cis-1,2-Dichloroethene	ND< 200		

ELAP Number 10958

Method: EPA 8260B

Data File: V42684.D

Comments: ND denotes Non Detect  
ug / L = microgram per Liter

Signature: \_\_\_\_\_

Bruce Hoogesteger: Technical Director

**PARADIGM**

ENVIRONMENTAL SERVICES, INC.

179 Lake Avenue Rochester, New York 14608 (585) 647 - 2530 FAX (585) 647 - 3311

**Volatile Analysis Report for Non-potable Water****Client:** Day Environmental

**Client Job Site:** Anderson  
Jamestown, NY  
**Client Job Number:** 3563S-04  
**Field Location:** MW-06  
**Field ID Number:** N/A  
**Sample Type:** Water

**Lab Project Number:** 07-0563  
**Lab Sample Number:** 2514  
**Date Sampled:** 02/13/2007  
**Date Received:** 02/15/2007  
**Date Analyzed:** 02/20/2007

Halocarbons	Results in ug / L	Halocarbons	Results in ug / L
Bromodichloromethane	ND< 5.00	trans-1,2-Dichloroethene	ND< 5.00
Bromomethane	ND< 5.00	1,2-Dichloropropane	ND< 5.00
Bromoform	ND< 5.00	cis-1,3-Dichloropropene	ND< 5.00
Carbon Tetrachloride	ND< 5.00	trans-1,3-Dichloropropene	ND< 5.00
Chloroethane	ND< 5.00	Methylene chloride	ND< 12.5
Chloromethane	ND< 5.00	1,1,2,2-Tetrachloroethane	ND< 5.00
2-Chloroethyl vinyl Ether	ND< 5.00	Tetrachloroethene	256
Chloroform	ND< 5.00	1,1,1-Trichloroethane	ND< 5.00
Dibromochloromethane	ND< 5.00	1,1,2-Trichloroethane	ND< 5.00
1,1-Dichloroethane	ND< 5.00	Trichloroethene	ND< 5.00
1,2-Dichloroethane	ND< 5.00	Trichlorofluoromethane	ND< 5.00
1,1-Dichloroethene	ND< 5.00	Vinyl chloride	ND< 5.00
Chlorobenzene	ND< 5.00	1,3-Dichlorobenzene	ND< 5.00
1,2-Dichlorobenzene	ND< 5.00	1,4-Dichlorobenzene	ND< 5.00
cis-1,2-Dichloroethene	ND< 5.00		

ELAP Number 10958

Method: EPA 8260B

Data File: V42709.D

Comments: ND denotes Non Detect  
ug / L = microgram per Liter

Signature: \_\_\_\_\_

Bruce Hoogesteger, Technical Director

This report is part of a multipage document and should only be evaluated in its entirety. Chain of Custody provides additional information, including compliance with sample condition requirements upon receipt.

070563V1.XLS



ENVIRONMENTAL SERVICES, INC.

179 Lake Avenue Rochester, New York 14608 (585) 647 - 2530 FAX (585) 647 - 3311

**Volatile Analysis Report for Non-potable Water****Client:** Day Environmental

**Client Job Site:** Anderson  
Jamestown, NY  
**Client Job Number:** 3563S-04  
**Field Location:** MW-07  
**Field ID Number:** N/A  
**Sample Type:** Water

**Lab Project Number:** 07-0563  
**Lab Sample Number:** 2517  
**Date Sampled:** 02/13/2007  
**Date Received:** 02/15/2007  
**Date Analyzed:** 02/19/2007

Halocarbons	Results in ug / L	Halocarbons	Results in ug / L
Bromodichloromethane	ND< 200	trans-1,2-Dichloroethene	ND< 200
Bromomethane	ND< 200	1,2-Dichloropropane	ND< 200
Bromoform	ND< 200	cis-1,3-Dichloropropene	ND< 200
Carbon Tetrachloride	ND< 200	trans-1,3-Dichloropropene	ND< 200
Chloroethane	ND< 200	Methylene chloride	ND< 500
Chloromethane	ND< 200	1,1,2,2-Tetrachloroethane	ND< 200
2-Chloroethyl vinyl Ether	ND< 200	Tetrachloroethene	6,440
Chloroform	ND< 200	1,1,1-Trichloroethane	ND< 200
Dibromochloromethane	ND< 200	1,1,2-Trichloroethane	ND< 200
1,1-Dichloroethane	ND< 200	Trichloroethene	ND< 200
1,2-Dichloroethane	ND< 200	Trichlorofluoromethane	ND< 200
1,1-Dichloroethene	ND< 200	Vinyl chloride	ND< 200
Chlorobenzene	ND< 200	1,3-Dichlorobenzene	ND< 200
1,2-Dichlorobenzene	ND< 200	1,4-Dichlorobenzene	ND< 200
cis-1,2-Dichloroethene	ND< 200		

ELAP Number 10958

Method: EPA 8260B

Data File: V42685.D

Comments: ND denotes Non Detect  
ug / L = microgram per Liter

Signature: \_\_\_\_\_

Bruce Hoogesteger: Technical Director



ENVIRONMENTAL SERVICES, INC.

179 Lake Avenue Rochester, New York 14608 (585) 647 - 2530 FAX (585) 647 - 3311

**Volatile Analysis Report for Non-potable Water**Client: **Day Environmental**

Client Job Site: Anderson  
Jamestown, NY  
Client Job Number: 3563S-04  
Field Location: MW-201  
Field ID Number: N/A  
Sample Type: Water

Lab Project Number: 07-0563  
Lab Sample Number: 2515  
Date Sampled: 02/13/2007  
Date Received: 02/15/2007  
Date Analyzed: 02/19/2007

Halocarbons	Results in ug / L	Halocarbons	Results in ug / L
Bromodichloromethane	ND< 200	trans-1,2-Dichloroethene	1,290
Bromomethane	ND< 200	1,2-Dichloropropane	ND< 200
Bromoform	ND< 200	cis-1,3-Dichloropropene	ND< 200
Carbon Tetrachloride	ND< 200	trans-1,3-Dichloropropene	ND< 200
Chloroethane	ND< 200	Methylene chloride	ND< 500
Chloromethane	ND< 200	1,1,2,2-Tetrachloroethane	ND< 200
2-Chloroethyl vinyl Ether	ND< 200	Tetrachloroethene	2,610
Chloroform	ND< 200	1,1,1-Trichloroethane	ND< 200
Dibromochloromethane	ND< 200	1,1,2-Trichloroethane	ND< 200
1,1-Dichloroethane	ND< 200	Trichloroethene	17,500
1,2-Dichloroethane	ND< 200	Trichlorofluoromethane	ND< 200
1,1-Dichloroethene	ND< 200	Vinyl chloride	ND< 200
Chlorobenzene	ND< 200	1,3-Dichlorobenzene	ND< 200
1,2-Dichlorobenzene	ND< 200	1,4-Dichlorobenzene	ND< 200
cis-1,2-Dichloroethene	7,860		

ELAP Number 10958

Method: EPA 8260B

Data File: V42683.D

Comments: ND denotes Non Detect  
ug / L = microgram per Liter

Signature: \_\_\_\_\_

Bruce Hoogesteger, Technical Director

# PARADIGM ENVIRONMENTAL SERVICES, INC.

179 Lake Avenue  
Rochester, NY 14608  
(585) 647-2530 • (800) 724-1997  
FAX: (585) 647-3311

## CHAIN OF CUSTODY

REPORT TO		INVOICE TO	
COMPANY: DAY Environmental	COMPANY: Anderson Cleaners	LAB PROJECT #: 07-0563	CLIENT PROJECT #: 38635-04
ADDRESS: 40 Commercial St.	ADDRESS: 5 Hunt Rd.	TURNAROUND TIME: (WORKING DAYS)	
CITY: Rochester	CITY: Jamestown, NY		
STATE: NY	STATE: NY		
ZIP: 14614	ZIP:		
PHONE: 585-454-0210	PHONE: 585-454-0825		
FAX: 585-454-0825	FAX:		
ATTN: Ray Kampff	ATTN: Mike Lyons	QUOTE #:	STD
PROJECT NAME/SITE NAME: Anderson Jamestown, NY	COMMENTS: Please fax Results		

DATE	TIME	COMPOSITE	GRA B	SAMPLE LOCATION/FIELD ID	MATRIX	CONTAMINANTS	REMARKS	PARADIGM LAB SAMPLE NUMBER
12-13-07	11:15		K	MW-06	Ag	2		2514
22-13-07	12:55		K	MW-201	Ag	2		2515
32-13-07	14:10		K	MW-04	Ag	3		2516
42-13-07	15:40		K	MW-07	Ag	2		2517
5								
6								
7								
8								
9								
10								

LAB USE ONLY BELOW THIS LINE

Sample Condition: Per NELAC/ELAP 210/241/242/243/244

Receipt Parameter	NELAC Compliance
Container Type:	Y <input checked="" type="checkbox"/> N <input type="checkbox"/>
Preservation:	Y <input checked="" type="checkbox"/> N <input type="checkbox"/>
Holding Time:	Y <input checked="" type="checkbox"/> N <input type="checkbox"/>
Temperature: 8°C	Y <input type="checkbox"/> N <input checked="" type="checkbox"/>

Sampled By: [Signature]	Date/Time: 2-13-07/16:00	Total Cost:
Relinquished By: [Signature]	Date/Time: 2-15-07/08:13	
Received By: [Signature]	Date/Time: 2/15/07 8:13 AM	
Received By: Elizabeth A. Honch	Date/Time: 2/15/07 0935	P.I.F.
Received @ Lab By: [Signature]	Date/Time:	

22 EPH 3/15

- Ward, R. D., & B. A. Schmitt. 1999. The effects of the 1997 El Niño on the distribution of larval fish in the northern Gulf of Mexico. *Journal of Experimental Marine Biology and Ecology* 232:111–127.
- Ward, R. D., & B. A. Schmitt. 2000. The effects of the 1997 El Niño on the distribution of larval fish in the northern Gulf of Mexico. *Journal of Experimental Marine Biology and Ecology* 232:111–127.
- Ward, R. D., & B. A. Schmitt. 2001. The effects of the 1997 El Niño on the distribution of larval fish in the northern Gulf of Mexico. *Journal of Experimental Marine Biology and Ecology* 232:111–127.
- Ward, R. D., & B. A. Schmitt. 2002. The effects of the 1997 El Niño on the distribution of larval fish in the northern Gulf of Mexico. *Journal of Experimental Marine Biology and Ecology* 232:111–127.
- Ward, R. D., & B. A. Schmitt. 2003. The effects of the 1997 El Niño on the distribution of larval fish in the northern Gulf of Mexico. *Journal of Experimental Marine Biology and Ecology* 232:111–127.

Received for consideration, November 10, 2003  
Accepted for publication, February 10, 2004

Corresponding author: J. A. Roberts, Department of Biology, University of North Carolina at Chapel Hill, 101B HSB, Chapel Hill, NC 27599-3290. E-mail: jroberts@unc.edu

© 2004 Estuarine Research Federation  
0160-8347/04/030102-08\$15.00  
DOI: 10.1016/j.estu.2004.02.005



RECEIVED

MAR 29 2007

## Analytical Report Cover Page

For Lab Project # 07-0890

The reported results relate only to the samples as they have been received by the laboratory.

Any noncompliant QC parameters having impact on the data are flagged or documented on the final report.

All soil or solid samples have been reported on a dry weight basis, unless qualified "reported as received".

This page is part of a multipage document. This document may not be reproduced except in its entirety, without the prior consent of Paradigm Environmental Services, Inc.

The Chain of Custody provides additional information, including compliance with sample condition requirements upon receipt. Sample condition requirements are defined under the 2003 NELAC Standard, sections 5.5.8.3.1 and 5.5.8.3.2.

Data qualifiers are used, when necessary, to provide additional information about the data. This information may be communicated as a flag or as text at the bottom of the report. Please refer to the following list of frequently used data flags and their meaning:

**"ND" = analyzed for but not detected.**

**"E" = Result has been estimated, calibration limit exceeded.**

**"D" = Duplicate results outside QC limits. May indicate a non-homogenous matrix.**

**"M" = Matrix spike recoveries outside QC limits. Matrix bias indicated.**

**"B" = Method blank contained trace levels of analyte. Refer to included method blank report.**

This report contains a total of 6 pages.



ENVIRONMENTAL SERVICES, INC. 179 Lake Avenue Rochester, New York 14608 (585) 647 - 2530 FAX (585) 647 - 3311

### Volatile Analysis Report for Non-potable Water

**Client:** Day Environmental

**Client Job Site:** Anderson Cleaners  
Jamestown, NY

**Client Job Number:** 3563S-04

**Field Location:** MW-06

**Field ID Number:** N/A

**Sample Type:** Water

**Lab Project Number:** 07-0890

**Lab Sample Number:** 3571

**Date Sampled:** 03/15/2007

**Date Received:** 03/16/2007

**Date Analyzed:** 03/22/2007

Halocarbons	Results in ug / L	Halocarbons	Results in ug / L
Bromodichloromethane	ND< 5.00	trans-1,2-Dichloroethene	ND< 5.00
Bromomethane	ND< 5.00	1,2-Dichloropropane	ND< 5.00
Bromoform	ND< 5.00	cis-1,3-Dichloropropene	ND< 5.00
Carbon Tetrachloride	ND< 5.00	trans-1,3-Dichloropropene	ND< 5.00
Chloroethane	ND< 5.00	Methylene chloride	ND< 12.5
Chloromethane	ND< 5.00	1,1,2,2-Tetrachloroethane	ND< 5.00
2-Chloroethyl vinyl Ether	ND< 5.00	Tetrachloroethene	246
Chloroform	ND< 5.00	1,1,1-Trichloroethane	ND< 5.00
Dibromochloromethane	ND< 5.00	1,1,2-Trichloroethane	ND< 5.00
1,1-Dichloroethane	ND< 5.00	Trichloroethene	ND< 5.00
1,2-Dichloroethane	ND< 5.00	Trichlorofluoromethane	ND< 5.00
1,1-Dichloroethene	ND< 5.00	Vinyl chloride	ND< 5.00
Chlorobenzene	ND< 2.00	1,3-Dichlorobenzene	ND< 2.00
1,2-Dichlorobenzene	ND< 5.00	1,4-Dichlorobenzene	ND< 5.00
cis-1,2-Dichloroethene	ND< 5.00		

ELAP Number 10958

Method: EPA 8260B

Data File: V43232.D

Comments: ND denotes Non Detect  
ug / L = microgram per Liter

Signature: \_\_\_\_\_

Bruce Hoogesteger, Technical Director

This report is part of a multipage document and should only be evaluated in its entirety. Chain of Custody provides additional information, including compliance with sample condition requirements upon receipt.

070890V1.XLS

### Volatile Analysis Report for Non-potable Water

**Client:** Day Environmental

**Client Job Site:** Anderson Cleaners  
 Jamestown, NY  
**Client Job Number:** 3563S-04  
**Field Location:** MW-07  
**Field ID Number:** N/A  
**Sample Type:** Water

**Lab Project Number:** 07-0890  
**Lab Sample Number:** 3572  
**Date Sampled:** 03/15/2007  
**Date Received:** 03/16/2007  
**Date Analyzed:** 03/22/2007

Halocarbons	Results in ug / L	Halocarbons	Results in ug / L
Bromodichloromethane	ND< 200	trans-1,2-Dichloroethene	ND< 200
Bromomethane	ND< 200	1,2-Dichloropropane	ND< 200
Bromoform	ND< 200	cis-1,3-Dichloropropene	ND< 200
Carbon Tetrachloride	ND< 200	trans-1,3-Dichloropropene	ND< 200
Chloroethane	ND< 200	Methylene chloride	ND< 500
Chloromethane	ND< 200	1,1,2,2-Tetrachloroethane	ND< 200
2-Chloroethyl vinyl Ether	ND< 200	Tetrachloroethene	4,240
Chloroform	ND< 200	1,1,1-Trichloroethane	ND< 200
Dibromochloromethane	ND< 200	1,1,2-Trichloroethane	ND< 200
1,1-Dichloroethane	ND< 200	Trichloroethene	ND< 200
1,2-Dichloroethane	ND< 200	Trichlorofluoromethane	ND< 200
1,1-Dichloroethene	ND< 200	Vinyl chloride	ND< 200
Chlorobenzene	ND< 2.00	1,3-Dichlorobenzene	ND< 2.00
1,2-Dichlorobenzene	ND< 200	1,4-Dichlorobenzene	ND< 200
cis-1,2-Dichloroethene	ND< 200		


ELAP Number 10958

Method: EPA 8260B

Data File: V43233.D

Comments: ND denotes Non Detect  
 ug / L = microgram per Liter

Signature:

  
 Bruce Hoogesteger: Technical Director

### Volatile Analysis Report for Non-potable Water

**Client:** Day Environmental

**Client Job Site:** Anderson Cleaners  
Jamestown, NY

**Client Job Number:** 3563S-04

**Field Location:** MW-04

**Field ID Number:** N/A

**Sample Type:** Water

**Lab Project Number:** 07-0890

**Lab Sample Number:** 3573

**Date Sampled:** 03/15/2007

**Date Received:** 03/16/2007

**Date Analyzed:** 03/22/2007

Halocarbons	Results in ug / L	Halocarbons	Results in ug / L
Bromodichloromethane	ND< 100	trans-1,2-Dichloroethene	ND< 100
Bromomethane	ND< 100	1,2-Dichloropropane	ND< 100
Bromoform	ND< 100	cis-1,3-Dichloropropene	ND< 100
Carbon Tetrachloride	ND< 100	trans-1,3-Dichloropropene	ND< 100
Chloroethane	ND< 100	Methylene chloride	ND< 250
Chloromethane	ND< 100	1,1,2,2-Tetrachloroethane	ND< 100
2-Chloroethyl vinyl Ether	ND< 100	Tetrachloroethene	904
Chloroform	ND< 100	1,1,1-Trichloroethane	ND< 100
Dibromochloromethane	ND< 100	1,1,2-Trichloroethane	ND< 100
1,1-Dichloroethane	ND< 100	Trichloroethene	ND< 100
1,2-Dichloroethane	ND< 100	Trichlorofluoromethane	ND< 100
1,1-Dichloroethene	ND< 100	Vinyl chloride	ND< 100
Chlorobenzene	ND< 2.00	1,3-Dichlorobenzene	ND< 2.00
1,2-Dichlorobenzene	ND< 100	1,4-Dichlorobenzene	ND< 100
cis-1,2-Dichloroethene	ND< 100		

ELAP Number 10958

Method: EPA 8260B

Data File: V43234.D

Comments: ND denotes Non Detect  
ug / L = microgram per Liter

Signature: \_\_\_\_\_

Bruce Hoogesteger: Technical Director

### Volatile Analysis Report for Non-potable Water

 Client: Day Environmental

 Client Job Site: Anderson Cleaners  
 Jamestown, NY

Client Job Number: 3563S-04

Field Location: MW-201

Field ID Number: N/A

Sample Type: Water

Lab Project Number: 07-0890

Lab Sample Number: 3574

Date Sampled: 03/15/2007

Date Received: 03/16/2007

Date Analyzed: 03/21/2007

Halocarbons	Results in ug / L	Halocarbons	Results in ug / L
Bromodichloromethane	ND< 20.0	trans-1,2-Dichloroethene	94.4
Bromomethane	ND< 20.0	1,2-Dichloropropane	ND< 20.0
Bromoform	ND< 20.0	cis-1,3-Dichloropropene	ND< 20.0
Carbon Tetrachloride	ND< 20.0	trans-1,3-Dichloropropene	ND< 20.0
Chloroethane	ND< 20.0	Methylene chloride	ND< 50.0
Chloromethane	ND< 20.0	1,1,2,2-Tetrachloroethane	ND< 20.0
2-Chloroethyl vinyl Ether	ND< 20.0	Tetrachloroethene	423
Chloroform	ND< 20.0	1,1,1-Trichloroethane	ND< 20.0
Dibromochloromethane	ND< 20.0	1,1,2-Trichloroethane	ND< 20.0
1,1-Dichloroethane	ND< 20.0	Trichloroethene	937
1,2-Dichloroethane	ND< 20.0	Trichlorofluoromethane	ND< 20.0
1,1-Dichloroethene	ND< 20.0	Vinyl chloride	ND< 20.0
Chlorobenzene	ND< 2.00	1,3-Dichlorobenzene	ND< 2.00
1,2-Dichlorobenzene	ND< 20.0	1,4-Dichlorobenzene	ND< 20.0
cis-1,2-Dichloroethene	ND< 20.0		

ELAP Number 10958

Method: EPA 8260B

Data File: V43206.D

 Comments: ND denotes Non Detect  
 ug / L = microgram per Liter

Signature:

  
 Bruce Hoogesteger: Technical Director

# PARADIGM ENVIRONMENTAL SERVICES, INC.

179 Lake Avenue  
Rochester, NY 14608  
(585) 647-2530 • (800) 724-1997  
FAX: (585) 647-3311

## CHAIN OF CUSTODY

REPORT TO:

INVOICE TO:

COMPANY: DAY Environmental	COMPANY: Anderson Cleaners	LAB PROJECT #: 07-0890	CLIENT PROJECT #: 35635-04
ADDRESS: 40 Commercial St.	ADDRESS: 5 Hunt Rd.	TURNAROUND TIME: (WORKING DAYS)	
CITY: Rochester	CITY: Jamestown, NY		
STATE: NY	STATE: NY		
ZIP: 14614	ZIP:		
PHONE: 585-454-0810	PHONE:		
FAX: 585-454-0825	FAX:		
ATTN: Ray Kampff	ATTN: Mike Lyons	QUOTE #: 1 2 3	OTHER: 3
COMMENTS: Please fax email results			

PROJECT NAME/SITE NAME:  
Anderson Cleaners  
Jamestown, NY

### REQUESTED ANALYSIS


DATE	TIME	COMPOSITE	GRAAB	SAMPLE LOCATION/FIELD ID	MATRIX	CONTAINERS	REMARKS	PARADIGM LAB SAMPLE NUMBER
13-15-07	13:05		X	MW-06	Aq	2		3571
23-15-07	14:05		X	MW-07	Aq	2		3572
33-15-07	15:08		X	MW-04	Aq	2		3573
43-15-07	16:48		X	MW-201	Aq	2		3574
5								
6								
7								
8								
9								
10								

\*\*LAB USE ONLY BELOW THIS LINE\*\*

Sample Condition: Per NELAC/ELAP 210/241/242/243/244

Receipt Parameter	NELAC Compliance
Container Type:	Y <input checked="" type="checkbox"/> N <input type="checkbox"/>
Comments:	
Preservation:	Y <input checked="" type="checkbox"/> N <input type="checkbox"/>
Comments:	
Holding Time:	Y <input checked="" type="checkbox"/> N <input type="checkbox"/>
Comments:	
Temperature: 8°C	Y <input type="checkbox"/> N <input checked="" type="checkbox"/>
Comments:	

Sampled By: <i>Mike Lyons</i>	Date/Time: 3-15-07/17:00	Total Cost:
Refiniquished By: <i>Elizabeth A. Honch</i>	Date/Time: 3/16/07 945	
Received By: <i>Elizabeth A. Honch</i>	Date/Time: 3/16/07 1155	P.I.F.
Received @ Lab By:	Date/Time:	




**PARADIGM**

ENVIRONMENTAL SERVICES, INC. Lake Avenue Rochester, New York 14608 (585) 647-2530 FAX (585) 647-3311

### Volatile Analysis Report for Non-potable Water

 Client: Day Environmental Inc

Client Job Site: Anderson  
 5 Hunt Rd Jamestown, NY  
 Client Job Number: 3563S-04  
 Field Location: MW-201  
 Field ID Number: N/A  
 Sample Type: Water

Lab Project Number: 07-3104  
 Lab Sample Number: 10297  
 Date Sampled: 08/31/2007  
 Date Received: 09/04/2007  
 Date Analyzed: 09/10/2007

8-31-2007  
 Sample Even

Halocarbons	Results in ug / L	Halocarbons	Results in ug / L
Bromodichloromethane	ND< 1,000	trans-1,2-Dichloroethene	ND< 1,000
Bromomethane	ND< 1,000	1,2-Dichloropropane	ND< 1,000
Bromoform	ND< 2,500	cis-1,3-Dichloropropene	ND< 1,000
Carbon Tetrachloride	ND< 1,000	trans-1,3-Dichloropropene	ND< 1,000
Chloroethane	ND< 1,000	Methylene chloride	ND< 2,500
Chloromethane	ND< 1,000	1,1,2,2-Tetrachloroethane	ND< 1,000
2-Chloroethyl vinyl Ether	ND< 5,000	Tetrachloroethene	1,000
Chloroform	ND< 1,000	1,1,1-Trichloroethane	ND< 1,000
Dibromochloromethane	ND< 1,000	1,1,2-Trichloroethane	ND< 1,000
1,1-Dichloroethane	ND< 1,000	Trichloroethene	ND< 1,000
1,2-Dichloroethane	ND< 1,000	Trichlorofluoromethane	ND< 1,000
1,1-Dichloroethene	ND< 1,000	Vinyl chloride	ND< 1,000
Chlorobenzene	ND< 1,000	1,3-Dichlorobenzene	ND< 1,000
1,2-Dichlorobenzene	ND< 1,000	1,4-Dichlorobenzene	ND< 1,000
cis-1,2-Dichloroethene	18,000		

ELAP Number 10958

Method: EPA 8260B

Data File: V50067.D

Comments: ND denotes Non Detect  
 ug / L = microgram per Liter

Signature:

Bruce Hoogesteger, Technical Director



# PARADIGM ENVIRONMENTAL SERVICES, INC.

179 Lake Avenue  
Rochester, NY 14608  
(585) 647-2530 • (800) 724-1997  
FAX: (585) 647-3311

## CHAIN OF CUSTODY

**COMPANY:** DAY Environmental Inc.  
**ADDRESS:** 40 Commercial St.  
**CITY:** Rochester **STATE:** NY **ZIP:** 14614  
**PHONE:** 585-454-0210 **FAX:** 585-454-0225  
**ATTN:** Ray Kampff  
**PROJECT NAME/DATE:** Anderson  
**STAFF:** Ed. Jameson  
**LAB PROJECT #:** 07-3104  
**CLIENT/PROJECT #:** Anderson  
**TURNAROUND TIME (WORKING DAYS):** 35633-04  
**DATE:** 9/17/07  
**OTHER:** ☐ 1 ☐ 2 ☐ 3 ☒ 4  
**DATE:** 9/17/07  
**ATTN:** Bill Anderson  
**PHONE:** 585-454-0210  
**FAX:** 585-454-0225  
**ATTN:** Cleaners  
**DATE:** 9/17/07  
**ATTN:** Cleaners

DATE	TIME	COMPOSITE	GRA B	SAMPLE LOCATION/FIELD ID	MATRIX	CONTAINERS	REMARKS	PARADIGM LAB SAMPLE NUMBER
12-31-07	-	X	X	MW-201 (8-31-07)	Aq	2		19297
2-8-07	-	X	X	Carbon Dnum (8-31-07)	Aq	2	Place on Active Hold	10298
3								
4								
5								
6								
7								
8								
9								
10								

Sample Condition: Per NELAP 210/241/242/243/244

Recap Parameter	NELAC Compliance
Container Type:	Y <input checked="" type="checkbox"/> N <input type="checkbox"/>
Preservation:	Y <input checked="" type="checkbox"/> N <input type="checkbox"/>
Holding Time:	Y <input checked="" type="checkbox"/> N <input type="checkbox"/>
Temperature:	Y <input type="checkbox"/> N <input checked="" type="checkbox"/>

**Sampled By:** M. H. H. **Date/Time:** 9-4-07 09:45  
**Relinquished By:** M. H. H. **Date/Time:** 9-4-07 09:57  
**Received By:** Elizabeth A. Honch **Date/Time:** 9/17/07 9:57  
**Received @ Lab By:** Elizabeth A. Honch **Date/Time:** 9/17/07 11:25

Total Cost:

P.I.F.



**PARADIGM**

ENVIRONMENTAL SERVICES, INC.

3 Lake Avenue Rochester, New York 14608 (585) 647 - 2530 FAX (585) 647 - 3311

**Volatile Analysis Report for Non-potable Water**Client: **Day Env**

Client Job Site: Anderson  
S Hunt Rd Jamestown, NY  
Client Job Number: 3563S-04  
Field Location: MW-201  
Field ID Number: N/A  
Sample Type: Water

Lab Project Number: 07-4166A  
Lab Sample Number: 13641  
Date Sampled: 11/08/2007  
Date Received: 11/12/2007  
Date Analyzed: 11/16/2007

Halocarbons	Results in ug / L	Halocarbons	Results in ug / L
Bromodichloromethane	ND< 100	trans-1,2-Dichloroethene	141
Bromomethane	ND< 100	1,2-Dichloropropane	ND< 100
Bromoform	ND< 250	cis-1,3-Dichloropropene	ND< 100
Carbon Tetrachloride	ND< 100	trans-1,3-Dichloropropene	ND< 100
Chloroethane	ND< 100	Methylene chloride	ND< 250
Chloromethane	ND< 100	1,1,2,2-Tetrachloroethane	ND< 100
2-Chloroethyl vinyl Ether	ND< 500	Tetrachloroethene	402
Chloroform	ND< 100	1,1,1-Trichloroethane	ND< 100
Dibromochloromethane	ND< 100	1,1,2-Trichloroethane	ND< 100
1,1-Dichloroethane	ND< 100	Trichloroethene	232
1,2-Dichloroethane	ND< 100	Trichlorofluoromethane	ND< 100
1,1-Dichloroethene	ND< 100	Vinyl chloride	1,180
Chlorobenzene	ND< 100	1,3-Dichlorobenzene	ND< 100
1,2-Dichlorobenzene	ND< 100	1,4-Dichlorobenzene	ND< 100
cis-1,2-Dichloroethene	9,130		

ELAP Number 10958

Method: EPA 8260B

Data File: V52009.D

Comments: ND denotes Non Detect  
ug / L = microgram per Liter

Signature: \_\_\_\_\_

Bruce Hoogesteger: Technical Director

This report is part of a multipage document and should only be evaluated in its entirety. Chain of Custody provides additional information, including compliance with sample condition requirements upon receipt.

074166A1.XLS

**PARADIGM**

ENVIRONMENTAL SERVICES, INC.

3 Lake Avenue Rochester, New York 14608 (585) 647 - 2530 FAX (585) 647 - 3311

**Volatile Analysis Report for Non-potable Water**Client: **Day Env**

Client Job Site: Anderson  
S Hunt Rd Jamestown, NY  
Client Job Number: 3563S-04  
Field Location: MW-04  
Field ID Number: N/A  
Sample Type: Water

Lab Project Number: 07-4166A  
Lab Sample Number: 13642  
Date Sampled: 11/08/2007  
Date Received: 11/12/2007  
Date Analyzed: 11/16/2007

Halocarbons	Results in ug / L	Halocarbons	Results in ug / L
Bromodichloromethane	ND< 100	trans-1,2-Dichloroethene	187
Bromomethane	ND< 100	1,2-Dichloropropane	ND< 100
Bromoform	ND< 250	cis-1,3-Dichloropropene	ND< 100
Carbon Tetrachloride	ND< 100	trans-1,3-Dichloropropene	ND< 100
Chloroethane	ND< 100	Methylene chloride	ND< 250
Chloromethane	ND< 100	1,1,2,2-Tetrachloroethane	ND< 100
2-Chloroethyl vinyl Ether	ND< 500	Tetrachloroethene	189
Chloroform	ND< 100	1,1,1-Trichloroethane	ND< 100
Dibromochloromethane	ND< 100	1,1,2-Trichloroethane	ND< 100
1,1-Dichloroethane	ND< 100	Trichloroethene	1,220
1,2-Dichloroethane	ND< 100	Trichlorofluoromethane	ND< 100
1,1-Dichloroethene	ND< 100	Vinyl chloride	ND< 100
Chlorobenzene	ND< 100	1,3-Dichlorobenzene	ND< 100
1,2-Dichlorobenzene	ND< 100	1,4-Dichlorobenzene	ND< 100
cis-1,2-Dichloroethene	3,830		


ELAP Number 10958

Method: EPA 8260B

Data File: V52010.D

Comments: ND denotes Non Detect  
ug / L = microgram per Liter

Signature:

  
Bruce Hoogesteger: Technical Director

This report is part of a multipage document and should only be evaluated in its entirety. Chain of Custody provides additional information, including compliance with sample condition requirements upon receipt.

074166A2.XLS

# PARADIGM ENVIRONMENTAL SERVICES, INC.

179 Lake Avenue  
Rochester, NY 14608  
(585) 647-2530 • (800) 724-1997  
FAX: (585) 647-3311

## CHAIN OF CUSTODY

REPORT TO: INVOICE TO:

COMPANY: <b>DAY Env.</b>	COMPANY: <b>Anderson Cleaners</b>	LAB PROJECT #: <b>07-4166A</b>	CLIENT PROJECT #: <b>35635-04</b>
ADDRESS: <b>40 Commercial St.</b>	ADDRESS: <b>5 Hunt Rd.</b>	TURNAROUND TIME: (WORKING DAYS)	
CITY: <b>Rochester</b>	CITY: <b>Jamestown, NY</b>		
STATE: <b>NY</b>	STATE: <b>NY</b>		
ZIP: <b>14614</b>	ZIP: <b>NY</b>		
PHONE: <b>585-454-0210</b>	PHONE: <b>585-454-0825</b>		
FAX: <b>585-454-0825</b>	FAX: <b>585-454-0825</b>		
ATTN: <b>Ray Kampff</b>	ATTN: <b>Mike Lyons</b>	QUOTE #: <b>1</b>	STD: <b>3</b>
PROJECT NAME/SITE NAME: <b>Anderson</b>	OTHER: <b>3</b>		
COMMENTS: <b>5 Hunt Rd. Jamestown NY Please email results to R. Kampff</b>			

REQUESTED ANALYSIS

DATE	TIME	COMPOSITE	GRAB	SAMPLE LOCATION/FIELD ID	MATRIX	CONTAINERS	REMARKS	PARADIGM LAB SAMPLE NUMBER
11-8-07	14:05	X		NW-201	Aq	2	X	13641
21-8-07	11:30	X		NW-04	Aq	2	X	13642
3								
4								
5								
6								
7								
8								
9								
10								

\*\*LAB USE ONLY BELOW THIS LINE\*\*

Sample Condition: Per NELAC/ELAP 210/241/242/243/244

Receipt Parameter	NELAC Compliance
Container Type:	Y <input checked="" type="checkbox"/> N <input type="checkbox"/>
Preservation:	Y <input checked="" type="checkbox"/> N <input type="checkbox"/>
Holding Time:	Y <input checked="" type="checkbox"/> N <input type="checkbox"/>
Temperature:	Y <input checked="" type="checkbox"/> N <input type="checkbox"/>

Comments: **Accepted**

Comments: **5000011/09**

Sampled By: **MM** Date/Time: **11-8-07/16:00**

Relinquished By: **MM** Date/Time: **11-9-07/17:00**

Received By: **Elizabeth A. Honck** Date/Time: **11/12/07 1045**

Received @ Lab By: **MM** Date/Time: **11-8-07/16:00**

Total Cost: **35635-04**

P.I.F. **35635-04**



**PARADIGM**

ENVIRONMENTAL SERVICES, INC.

179 Lake Avenue Rochester, New York 14608 (585) 647 - 2530 FAX (585) 647 - 3311

**Volatile Analysis Report for Non-potable Water****Client: Anderson Cleaners**

**Client Job Site:** Anderson Cleaners  
Jamestown, NY  
**Client Job Number:** 3563S-04  
**Field Location:** MW-201  
**Field ID Number:** N/A  
**Sample Type:** Water

**Lab Project Number:** 08-1150  
**Lab Sample Number:** 4281  
**Date Sampled:** 04/02/2008  
**Date Received:** 04/03/2008  
**Date Analyzed:** 04/09/2008

Halocarbons	Results in ug / L	Halocarbons	Results in ug / L
Bromodichloromethane	ND< 100	trans-1,2-Dichloroethene	ND< 100
Bromomethane	ND< 100	1,2-Dichloropropane	ND< 100
Bromoform	ND< 250	cis-1,3-Dichloropropene	ND< 100
Carbon Tetrachloride	ND< 100	trans-1,3-Dichloropropene	ND< 100
Chloroethane	ND< 100	Methylene chloride	ND< 250
Chloromethane	ND< 100	1,1,2,2-Tetrachloroethane	ND< 100
2-Chloroethyl vinyl Ether	ND< 500	Tetrachloroethene	ND< 100
Chloroform	ND< 100	1,1,1-Trichloroethane	ND< 100
Dibromochloromethane	ND< 100	1,1,2-Trichloroethane	ND< 100
1,1-Dichloroethane	ND< 100	Trichloroethene	ND< 100
1,2-Dichloroethane	ND< 100	Trichlorofluoromethane	ND< 100
1,1-Dichloroethene	ND< 100	Vinyl chloride	1,710
Chlorobenzene	ND< 100	1,3-Dichlorobenzene	ND< 100
1,2-Dichlorobenzene	ND< 100	1,4-Dichlorobenzene	ND< 100
cis-1,2-Dichloroethene	4,040		

ELAP Number 10958 Method: EPA 8260B Data File: V55663.D

Comments: ND denotes Non Detect  
ug / L = microgram per Liter

Signature:

  
Bruce Hoogesteger: Technical Director



# PARADIGM ENVIRONMENTAL SERVICES, INC.

179 Lake Avenue  
Rochester, NY 14608  
(585) 647-2530 • (800) 724-1997  
FAX: (585) 647-3311

## CHAIN OF CUSTODY

REPORT TO:		INVOICE TO:	
COMPANY:	Anderson Cleaners	COMPANY:	Same
ADDRESS:	5 Hunt Rd.	ADDRESS:	Same
CITY:	Jamestown, NY	CITY:	State
STATE:	NY	STATE:	State
ZIP:	14701	ZIP:	State
PHONE:	716-664-3610	PHONE:	State
FAX:		FAX:	State
ATTN:	Mike Lyons	ATTN:	State
PROJECT NAME/SITE NAME:	Anderson Cleaners	LAB PROJECT #:	08-1150
COMMENTS:	Please email results to R. Karpff @ DAY	CLIENT PROJECT #:	35635-04
		TURNAROUND TIME: (WORKING DAYS)	
		QUOTE #:	
		OTHER:	

DATE	TIME	COMPOSITE	G R A B	SAMPLE LOCATION/FIELD ID	M A T R I X	C O N T A I N E R S	REMARKS	PARADIGM LAB SAMPLE NUMBER
14-2-08	12:35		X	MW-201	Ag 2	X		4281
2								
3								
4								
5								
6								
7								
8								
9								
10								

LAB USE ONLY BELOW THIS LINE

Sample Condition: Per NELAC/ELAP 210/241/242/243/244

Receipt Parameter	NELAC Compliance
Container Type:	Y <input checked="" type="checkbox"/> N <input type="checkbox"/>
Preservation:	Y <input checked="" type="checkbox"/> N <input type="checkbox"/>
Holding Time:	Y <input checked="" type="checkbox"/> N <input type="checkbox"/>
Temperature:	Y <input checked="" type="checkbox"/> N <input type="checkbox"/>
Comments:	
Comments:	
Comments:	
Comments:	

Sampled By	Ray Karpff	Date/Time	4-2-08/12:35
Relinquished By	Mike Lyons	Date/Time	4-2-08/11:58
Received By	Elizabeth A. Honck	Date/Time	4/3/08 11:52 am
Received @ Lab By		Date/Time	
Total Cost:		P.I.F.	







## Analytical Report Cover Page

Day Environmental

For Lab Project # 08-2610

Issued August 1, 2008

This report contains a total of 7 pages

The reported results relate only to the samples as they have been received by the laboratory.

Any noncompliant QC parameters having impact on the data are flagged or documented on the final report.

All soil or solid samples have been reported on a dry weight basis, unless qualified "reported as received".

Each page of this document is part of a multipage report. This document may not be reproduced except in its entirety, without the prior consent of Paradigm Environmental Services, Inc.

The Chain of Custody provides additional information, including compliance with sample condition requirements upon receipt. Sample condition requirements are defined under the 2003 NELAC Standard, sections 5.5.8.3.1 and 5.5.8.3.2.

NYSDOH ELAP does not certify for all parameters. Paradigm Environmental Services or the indicated subcontracted laboratory does hold certification for all analytes where certification is offered by ELAP unless otherwise specified.

Data qualifiers are used, when necessary, to provide additional information about the data. This information may be communicated as a flag or as text at the bottom of the report. Please refer to the following list of frequently used data flags and their meaning:

**"ND" = analyzed for but not detected.**

**"E" = Result has been estimated, calibration limit exceeded.**

**"D" = Duplicate results outside QC limits. May indicate a non-homogenous matrix.**

**"M" = Matrix spike recoveries outside QC limits. Matrix bias indicated.**

**"B" = Method blank contained trace levels of analyte. Refer to included method blank report.**

**PARADIGM**

ENVIRONMENTAL SERVICES, INC. 179 Lake Avenue Rochester, New York 14608 (585) 647 - 2530 FAX (585) 647 - 3311

**Volatile Analysis Report for Non-potable Water****Client: DAY Environmental, Inc****Client Job Site:** Anderson Cleaners**Lab Project Number:** 08-2610**Client Job Number:** 3563S-04**Lab Sample Number:** 8761**Field Location:** BR-01-1**Date Sampled:** 07/24/2008**Field ID Number:** N/A**Date Received:** 07/25/2008**Sample Type:** Water**Date Analyzed:** 07/30/2008

Halocarbons	Results in ug / L	Halocarbons	Results in ug / L
Bromodichloromethane	ND< 200	trans-1,2-Dichloroethene	ND< 200
Bromomethane	ND< 200	1,2-Dichloropropane	ND< 200
Bromoform	ND< 500	cis-1,3-Dichloropropene	ND< 200
Carbon Tetrachloride	ND< 200	trans-1,3-Dichloropropene	ND< 200
Chloroethane	ND< 200	Methylene chloride	ND< 500
Chloromethane	ND< 200	1,1,2,2-Tetrachloroethane	ND< 200
2-Chloroethyl vinyl Ether	ND< 1,000	Tetrachloroethene	8,190
Chloroform	ND< 200	1,1,1-Trichloroethane	ND< 200
Dibromochloromethane	ND< 200	1,1,2-Trichloroethane	ND< 200
1,1-Dichloroethane	ND< 200	Trichloroethene	1,790
1,2-Dichloroethane	ND< 200	Trichlorofluoromethane	ND< 200
1,1-Dichloroethene	ND< 200	Vinyl chloride	495
Chlorobenzene	ND< 200	1,3-Dichlorobenzene	ND< 200
1,2-Dichlorobenzene	ND< 200	1,4-Dichlorobenzene	ND< 200
cis-1,2-Dichloroethene	498		

ELAP Number 10958

Method: EPA 8260B

Data File: V58494.D

Comments: ND denotes Non Detect  
ug / L = microgram per Liter

Signature: \_\_\_\_\_

Bruce Hoogesteger: Technical Director

**PARADIGM**

ENVIRONMENTAL SERVICES, INC. 179 Lake Avenue Rochester, New York 14608 (585) 647 - 2530 FAX (585) 647 - 3311

**Volatile Analysis Report for Non-potable Water**Client: **DAY Environmental, Inc**

Client Job Site: Anderson Cleaners

Lab Project Number: 08-2610

Lab Sample Number: 8762

Client Job Number: 3563S-04

Field Location: BR-01-2

Date Sampled: 07/24/2008

Field ID Number: N/A

Date Received: 07/25/2008

Sample Type: Water

Date Analyzed: 07/30/2008

Halocarbons	Results in ug / L	Halocarbons	Results in ug / L
Bromodichloromethane	ND< 200	trans-1,2-Dichloroethene	ND< 200
Bromomethane	ND< 200	1,2-Dichloropropane	ND< 200
Bromoform	ND< 500	cis-1,3-Dichloropropene	ND< 200
Carbon Tetrachloride	ND< 200	trans-1,3-Dichloropropene	ND< 200
Chloroethane	ND< 200	Methylene chloride	ND< 500
Chloromethane	ND< 200	1,1,2,2-Tetrachloroethane	ND< 200
2-Chloroethyl vinyl Ether	ND< 1,000	Tetrachloroethene	9,460
Chloroform	ND< 200	1,1,1-Trichloroethane	ND< 200
Dibromochloromethane	ND< 200	1,1,2-Trichloroethane	ND< 200
1,1-Dichloroethane	ND< 200	Trichloroethene	2,270
1,2-Dichloroethane	ND< 200	Trichlorofluoromethane	ND< 200
1,1-Dichloroethene	ND< 200	Vinyl chloride	479
Chlorobenzene	ND< 200	1,3-Dichlorobenzene	ND< 200
1,2-Dichlorobenzene	ND< 200	1,4-Dichlorobenzene	ND< 200
cis-1,2-Dichloroethene	704		

ELAP Number 10958

Method: EPA 8260B

Data File: V58495.D

Comments: ND denotes Non Detect  
ug / L = microgram per Liter

Signature: \_\_\_\_\_

Bruce Hoogesteger: Technical Director

This report is part of a multipage document and should only be evaluated in its entirety. Chain of Custody provides additional information, including compliance with sample condition requirements upon receipt.

082610V2.XLS

**Volatile Analysis Report for Non-potable Water**Client: **DAY Environmental, Inc**

Client Job Site: Anderson Cleaners

Lab Project Number: 08-2610

Lab Sample Number: 8763

Client Job Number: 3563S-04

Field Location: BR-01-3

Date Sampled: 07/24/2008

Field ID Number: N/A

Date Received: 07/25/2008

Sample Type: Water

Date Analyzed: 07/30/2008

Halocarbons	Results in ug / L	Halocarbons	Results in ug / L
Bromodichloromethane	ND< 200	trans-1,2-Dichloroethene	ND< 200
Bromomethane	ND< 200	1,2-Dichloropropane	ND< 200
Bromoform	ND< 500	cis-1,3-Dichloropropene	ND< 200
Carbon Tetrachloride	ND< 200	trans-1,3-Dichloropropene	ND< 200
Chloroethane	ND< 200	Methylene chloride	ND< 500
Chloromethane	ND< 200	1,1,2,2-Tetrachloroethane	ND< 200
2-Chloroethyl vinyl Ether	ND< 1,000	Tetrachloroethene	5,270
Chloroform	ND< 200	1,1,1-Trichloroethane	ND< 200
Dibromochloromethane	ND< 200	1,1,2-Trichloroethane	ND< 200
1,1-Dichloroethane	ND< 200	Trichloroethene	2,750
1,2-Dichloroethane	ND< 200	Trichlorofluoromethane	ND< 200
1,1-Dichloroethene	ND< 200	Vinyl chloride	362
Chlorobenzene	ND< 200	1,3-Dichlorobenzene	ND< 200
1,2-Dichlorobenzene	ND< 200	1,4-Dichlorobenzene	ND< 200
cis-1,2-Dichloroethene	1,650		

ELAP Number 10958

Method: EPA 8260B

Data File: V58496.D

Comments: ND denotes Non Detect  
ug / L = microgram per Liter

Signature: \_\_\_\_\_

Bruce Hoogesteger, Technical Director

**Volatile Analysis Report for Non-potable Water**Client: **DAY Environmental, Inc**

Client Job Site: Anderson Cleaners

Lab Project Number: 08-2610

Client Job Number: 3563S-04

Lab Sample Number: 8764

Field Location: BR-01-4

Date Sampled: 07/24/2008

Field ID Number: N/A

Date Received: 07/25/2008

Sample Type: Water

Date Analyzed: 07/30/2008

Halocarbons	Results in ug / L	Halocarbons	Results in ug / L
Bromodichloromethane	ND< 200	trans-1,2-Dichloroethene	ND< 200
Bromomethane	ND< 200	1,2-Dichloropropane	ND< 200
Bromoform	ND< 500	cis-1,3-Dichloropropene	ND< 200
Carbon Tetrachloride	ND< 200	trans-1,3-Dichloropropene	ND< 200
Chloroethane	ND< 200	Methylene chloride	ND< 500
Chloromethane	ND< 200	1,1,2,2-Tetrachloroethane	ND< 200
2-Chloroethyl vinyl Ether	ND< 1,000	Tetrachloroethene	ND< 200
Chloroform	ND< 200	1,1,1-Trichloroethane	ND< 200
Dibromochloromethane	ND< 200	1,1,2-Trichloroethane	ND< 200
1,1-Dichloroethane	ND< 200	Trichloroethene	ND< 200
1,2-Dichloroethane	ND< 200	Trichlorofluoromethane	ND< 200
1,1-Dichloroethene	ND< 200	Vinyl chloride	307
Chlorobenzene	ND< 200	1,3-Dichlorobenzene	ND< 200
1,2-Dichlorobenzene	ND< 200	1,4-Dichlorobenzene	ND< 200
cis-1,2-Dichloroethene	4,960		

ELAP Number 10958

Method: EPA 8260B

Data File: V58497.D

Comments: ND denotes Non Detect  
ug / L = microgram per Liter

Signature: \_\_\_\_\_

Bruce Hoogesteger, Technical Director

**Volatile Analysis Report for Non-potable Water**Client: **DAY Environmental, Inc**

Client Job Site: Anderson Cleaners

Lab Project Number: 08-2610

Client Job Number: 3563S-04

Lab Sample Number: 8765

Field Location: BR-01-5

Date Sampled: 07/24/2008

Field ID Number: N/A

Date Received: 07/25/2008

Sample Type: Water

Date Analyzed: 07/30/2008

Halocarbons	Results in ug / L	Halocarbons	Results in ug / L
Bromodichloromethane	ND< 200	trans-1,2-Dichloroethene	ND< 200
Bromomethane	ND< 200	1,2-Dichloropropane	ND< 200
Bromoform	ND< 500	cis-1,3-Dichloropropene	ND< 200
Carbon Tetrachloride	ND< 200	trans-1,3-Dichloropropene	ND< 200
Chloroethane	ND< 200	Methylene chloride	ND< 500
Chloromethane	ND< 200	1,1,2,2-Tetrachloroethane	ND< 200
2-Chloroethyl vinyl Ether	ND< 1,000	Tetrachloroethene	ND< 200
Chloroform	ND< 200	1,1,1-Trichloroethane	ND< 200
Dibromochloromethane	ND< 200	1,1,2-Trichloroethane	ND< 200
1,1-Dichloroethane	ND< 200	Trichloroethene	ND< 200
1,2-Dichloroethane	ND< 200	Trichlorofluoromethane	ND< 200
1,1-Dichloroethene	ND< 200	Vinyl chloride	312
Chlorobenzene	ND< 200	1,3-Dichlorobenzene	ND< 200
1,2-Dichlorobenzene	ND< 200	1,4-Dichlorobenzene	ND< 200
cis-1,2-Dichloroethene	4,930		

ELAP Number 10958

Method: EPA 8260B

Data File: V58498.D

Comments: ND denotes Non Detect  
ug / L = microgram per Liter

Signature: \_\_\_\_\_

Bruce Hoogesteger: Technical Director

# PARADIGM ENVIRONMENTAL SERVICES, INC.

179 Lake Avenue  
Rochester, NY 14608  
(585) 847-2530 • (800) 724-1997  
FAX: (585) 647-3311

## CHAIN OF CUSTODY



REPORT TO:		INVOICE TO:	
COMPANY: Day Environmental, Inc.	COMPANY: Anderson Cleaners, Inc.	LAB PROJECT #: 08-2610	CLIENT PROJECT #: 35635-04
ADDRESS: 40 Commercial Street	ADDRESS: 5 Hunt Road	TURNAROUND TIME: (WORKING DAYS)	
CITY: Rochester, NY	CITY: Tonawanda, NY		
STATE: NY	STATE: NY		
ZIP: 14614	ZIP: New York		
PHONE:	PHONE: 716/664-5610		
ATTN: Ray Kampff	ATTN: Mike Lyons		
PROJECT NAME/SITE NAME: Anderson Cleaners	COMMENTS: E-mail results to 1Kampff@daymail.net		

DATE	TIME	COMPOSITE	GRAB	SAMPLE LOCATION/FIELD ID	MATRIX	CONTAINER	REMARKS	PARADIGM LAB SAMPLE NUMBER
17-24-2008	1445		X	BR-01-1	GW	Z	include CIS-1,2DCE	8761
2	1449		X	BR-01-2	GW	Z		8762
3	1456		X	BR-01-3	GW	Z		8763
4	1500		X	BR-01-4	GW	Z		8764
5	1503		X	BR-01-5	GW	Z		8765
6								
7								
8								
9								
10								


LAB USE ONLY BELOW THIS LINE

Sample Condition: Per NELAC/ELAP 210/241/242/243/244

Receipt Parameter		NELAC Compliance	
Comments:	Container Type:	Y	N
Comments:	Preservation:	Y	N
Comments:	Holding Time:	Y	N
Comments:	Temperature:	Y	N

Signature: 		Date/Time: 7/24/2008	Total Cost:
Sampled By: Ray Kampff		Date/Time: 7/25/2008	
Relinquished By: 		Date/Time: 7/25/08	
Received By: Elizabeth A. Honch		Date/Time: 7/25/08	
Received @ Lab By:		Date/Time:	





## Analytical Report Cover Page

### Day Environmental

For Lab Project # 08-2609

Issued August 1, 2008

This report contains a total of 9 pages

The reported results relate only to the samples as they have been received by the laboratory.

Any noncompliant QC parameters having<sup>2</sup> impact on the data are flagged or documented on the final report.

All soil or solid samples have been reported on a dry weight basis, unless qualified "reported as received".

Each page of this document is part of a multipage report. This document may not be reproduced except in its entirety, without the prior consent of Paradigm Environmental Services, Inc.

The Chain of Custody provides additional information, including compliance with sample condition requirements upon receipt. Sample condition requirements are defined under the 2003 NELAC Standard, sections 5.5.8.3.1 and 5.5.8.3.2.

NYSDOH ELAP does not certify for all parameters. Paradigm Environmental Services or the indicated subcontracted laboratory does hold certification for all analytes where certification is offered by ELAP unless otherwise specified.

Data qualifiers are used, when necessary, to provide additional information about the data. This information may be communicated as a flag or as text at the bottom of the report. Please refer to the following list of frequently used data flags and their meaning:

**"ND" = analyzed for but not detected.**

**"E" = Result has been estimated, calibration limit exceeded.**

**"D" = Duplicate results outside QC limits. May indicate a non-homogenous matrix.**

**"M" = Matrix spike recoveries outside QC limits. Matrix bias indicated.**

**"B" = Method blank contained trace levels of analyte. Refer to included method blank report.**



ENVIRONMENTAL SERVICES, INC. 179 Lake Avenue Rochester, New York 14608 (585) 647 - 2530 FAX (585) 647 - 3311

### Volatile Analysis Report for Non-potable Water

Client: Day Environmental, Inc

Client Job Site: Anderson Cleaners

Lab Project Number: 08-2609

Client Job Number: 3563S-04

Lab Sample Number: 8753

Field Location: MW-06

Date Sampled: 07/24/2008

Field ID Number: N/A

Date Received: 07/25/2008

Sample Type: Water

Date Analyzed: 07/30/2008

Halocarbons	Results in ug / L	Halocarbons	Results in ug / L
Bromodichloromethane	ND< 5.00	trans-1,2-Dichloroethene	ND< 5.00
Bromomethane	ND< 5.00	1,2-Dichloropropane	ND< 5.00
Bromoform	ND< 12.5	cis-1,3-Dichloropropene	ND< 5.00
Carbon Tetrachloride	ND< 5.00	trans-1,3-Dichloropropene	ND< 5.00
Chloroethane	ND< 5.00	Methylene chloride	ND< 12.5
Chloromethane	ND< 5.00	1,1,2,2-Tetrachloroethane	ND< 5.00
2-Chloroethyl vinyl Ether	ND< 25.0	Tetrachloroethene	329
Chloroform	ND< 5.00	1,1,1-Trichloroethane	ND< 5.00
Dibromochloromethane	ND< 5.00	1,1,2-Trichloroethane	ND< 5.00
1,1-Dichloroethane	ND< 5.00	Trichloroethene	ND< 5.00
1,2-Dichloroethane	ND< 5.00	Trichlorofluoromethane	ND< 5.00
1,1-Dichloroethene	ND< 5.00	Vinyl chloride	ND< 5.00
Chlorobenzene	ND< 5.00	1,3-Dichlorobenzene	ND< 5.00
1,2-Dichlorobenzene	ND< 5.00	1,4-Dichlorobenzene	ND< 5.00
cis-1,2-Dichloroethene	ND< 5.00		

ELAP Number 10958

Method: EPA 8260B

Data File: V58470.D

Comments: ND denotes Non Detect  
ug / L = microgram per Liter

Signature: \_\_\_\_\_

Bruce Hoogesteger, Technical Director

**Volatile Analysis Report for Non-potable Water****Client:** Day Environmental, Inc**Client Job Site:** Anderson Cleaners**Lab Project Number:** 08-2609**Lab Sample Number:** 8754**Client Job Number:** 3563S-04**Field Location:** MW-04**Date Sampled:** 07/24/2008**Field ID Number:** N/A**Date Received:** 07/25/2008**Sample Type:** Water**Date Analyzed:** 07/30/2008

Halocarbons	Results in ug / L	Halocarbons	Results in ug / L
Bromodichloromethane	ND< 20.0	trans-1,2-Dichloroethene	ND< 20.0
Bromomethane	ND< 20.0	1,2-Dichloropropane	ND< 20.0
Bromoform	ND< 50.0	cis-1,3-Dichloropropene	ND< 20.0
Carbon Tetrachloride	ND< 20.0	trans-1,3-Dichloropropene	ND< 20.0
Chloroethane	ND< 20.0	Methylene chloride	ND< 50.0
Chloromethane	ND< 20.0	1,1,2,2-Tetrachloroethane	ND< 20.0
2-Chloroethyl vinyl Ether	ND< 100	Tetrachloroethene	734
Chloroform	ND< 20.0	1,1,1-Trichloroethane	ND< 20.0
Dibromochloromethane	ND< 20.0	1,1,2-Trichloroethane	ND< 20.0
1,1-Dichloroethane	ND< 20.0	Trichloroethene	113
1,2-Dichloroethane	ND< 20.0	Trichlorofluoromethane	ND< 20.0
1,1-Dichloroethene	ND< 20.0	Vinyl chloride	ND< 20.0
Chlorobenzene	ND< 20.0	1,3-Dichlorobenzene	ND< 20.0
1,2-Dichlorobenzene	ND< 20.0	1,4-Dichlorobenzene	ND< 20.0
cis-1,2-Dichloroethene	101		

ELAP Number 10958

Method: EPA 8260B

Data File: V58487.D

Comments: ND denotes Non Detect  
ug / L = microgram per Liter

Signature: \_\_\_\_\_

Bruce Hoogesteger, Technical Director



ENVIRONMENTAL SERVICES, INC. 179 Lake Avenue Rochester, New York 14608 (585) 647 - 2530 FAX (585) 647 - 3311

### Volatile Analysis Report for Non-potable Water

Client: **Day Environmental, Inc**

Client Job Site: Anderson Cleaners

Lab Project Number: 08-2609

Client Job Number: 3563S-04

Lab Sample Number: 8755

Field Location: MW-200

Date Sampled: 07/24/2008

Field ID Number: N/A

Date Received: 07/25/2008

Sample Type: Water

Date Analyzed: 07/30/2008

Halocarbons	Results in ug / L	Halocarbons	Results in ug / L
Bromodichloromethane	ND< 2.00	trans-1,2-Dichloroethene	ND< 2.00
Bromomethane	ND< 2.00	1,2-Dichloropropane	ND< 2.00
Bromoform	ND< 5.00	cis-1,3-Dichloropropene	ND< 2.00
Carbon Tetrachloride	ND< 2.00	trans-1,3-Dichloropropene	ND< 2.00
Chloroethane	ND< 2.00	Methylene chloride	ND< 5.00
Chloromethane	ND< 2.00	1,1,2,2-Tetrachloroethane	ND< 2.00
2-Chloroethyl vinyl Ether	ND< 10.0	Tetrachloroethene	ND< 2.00
Chloroform	ND< 2.00	1,1,1-Trichloroethane	ND< 2.00
Dibromochloromethane	ND< 2.00	1,1,2-Trichloroethane	ND< 2.00
1,1-Dichloroethane	ND< 2.00	Trichloroethene	ND< 2.00
1,2-Dichloroethane	ND< 2.00	Trichlorofluoromethane	ND< 2.00
1,1-Dichloroethene	ND< 2.00	Vinyl chloride	ND< 2.00
Chlorobenzene	ND< 2.00	1,3-Dichlorobenzene	ND< 2.00
1,2-Dichlorobenzene	ND< 2.00	1,4-Dichlorobenzene	ND< 2.00
cis-1,2-Dichloroethene	4.56		

ELAP Number 10958

Method: EPA 8260B

Data File: V58488.D

Comments: ND denotes Non Detect  
ug / L = microgram per Liter

Signature: \_\_\_\_\_

Bruce Hoogesteger: Technical Director

**PARADIGM**

ENVIRONMENTAL SERVICES, INC. 179 Lake Avenue Rochester, New York 14608 (585) 647 - 2530 FAX (585) 647 - 3311

**Volatile Analysis Report for Non-potable Water**Client: **Day Environmental, Inc**

Client Job Site: Anderson Cleaners

Lab Project Number: 08-2609

Client Job Number: 3563S-04

Lab Sample Number: 8756

Field Location: MW-201

Date Sampled: 07/24/2008

Field ID Number: N/A

Date Received: 07/25/2008

Sample Type: Water

Date Analyzed: 07/30/2008

Halocarbons	Results in ug / L	Halocarbons	Results in ug / L
Bromodichloromethane	ND< 200	trans-1,2-Dichloroethene	ND< 200
Bromomethane	ND< 200	1,2-Dichloropropane	ND< 200
Bromoform	ND< 500	cis-1,3-Dichloropropene	ND< 200
Carbon Tetrachloride	ND< 200	trans-1,3-Dichloropropene	ND< 200
Chloroethane	ND< 200	Methylene chloride	ND< 500
Chloromethane	ND< 200	1,1,2,2-Tetrachloroethane	ND< 200
2-Chloroethyl vinyl Ether	ND< 1,000	Tetrachloroethene	ND< 200
Chloroform	ND< 200	1,1,1-Trichloroethane	ND< 200
Dibromochloromethane	ND< 200	1,1,2-Trichloroethane	ND< 200
1,1-Dichloroethane	ND< 200	Trichloroethene	ND< 200
1,2-Dichloroethane	ND< 200	Trichlorofluoromethane	ND< 200
1,1-Dichloroethene	ND< 200	Vinyl chloride	4,260
Chlorobenzene	ND< 200	1,3-Dichlorobenzene	ND< 200
1,2-Dichlorobenzene	ND< 200	1,4-Dichlorobenzene	ND< 200
cis-1,2-Dichloroethene	7,820		

ELAP Number 10958

Method: EPA 8260B

Data File: V58473.D

Comments: ND denotes Non Detect  
ug / L = microgram per Liter

Signature: \_\_\_\_\_

Bruce Hoogesteger, Technical Director

**PARADIGM**

ENVIRONMENTAL SERVICES, INC. 179 Lake Avenue Rochester, New York 14608 (585) 647 - 2530 FAX (585) 647 - 3311

**Volatile Analysis Report for Non-potable Water**Client: **Day Environmental, Inc**

Client Job Site: Anderson Cleaners

Lab Project Number: 08-2609

Client Job Number: 3563S-04

Lab Sample Number: 8757

Field Location: MW-07

Date Sampled: 07/24/2008

Field ID Number: N/A

Date Received: 07/25/2008

Sample Type: Water

Date Analyzed: 07/30/2008

Halocarbons	Results in ug / L	Halocarbons	Results in ug / L
Bromodichloromethane	ND< 200	trans-1,2-Dichloroethene	ND< 200
Bromomethane	ND< 200	1,2-Dichloropropane	ND< 200
Bromoform	ND< 500	cis-1,3-Dichloropropene	ND< 200
Carbon Tetrachloride	ND< 200	trans-1,3-Dichloropropene	ND< 200
Chloroethane	ND< 200	Methylene chloride	ND< 500
Chloromethane	ND< 200	1,1,2,2-Tetrachloroethane	ND< 200
2-Chloroethyl vinyl Ether	ND< 1,000	Tetrachloroethene	11,600
Chloroform	ND< 200	1,1,1-Trichloroethane	ND< 200
Dibromochloromethane	ND< 200	1,1,2-Trichloroethane	ND< 200
1,1-Dichloroethane	ND< 200	Trichloroethene	ND< 200
1,2-Dichloroethane	ND< 200	Trichlorofluoromethane	ND< 200
1,1-Dichloroethene	ND< 200	Vinyl chloride	ND< 200
Chlorobenzene	ND< 200	1,3-Dichlorobenzene	ND< 200
1,2-Dichlorobenzene	ND< 200	1,4-Dichlorobenzene	ND< 200
cis-1,2-Dichloroethene	245		

ELAP Number 10958

Method: EPA 8260B

Data File: V58474.D

Comments: ND denotes Non Detect  
ug / L = microgram per Liter

Signature: \_\_\_\_\_

Bruce Hoogesteger, Technical Director

**Volatile Analysis Report for Non-potable Water**Client: **Day Environmental, Inc**

Client Job Site: Anderson Cleaners

Lab Project Number: 08-2609

Client Job Number: 3563S-04

Lab Sample Number: 8758

Field Location: MW-7.1

Date Sampled: 07/24/2008

Field ID Number: N/A

Date Received: 07/25/2008

Sample Type: Water

Date Analyzed: 07/30/2008

Halocarbons	Results in ug / L	Halocarbons	Results in ug / L
Bromodichloromethane	ND< 1,000	trans-1,2-Dichloroethene	ND< 1,000
Bromomethane	ND< 1,000	1,2-Dichloropropane	ND< 1,000
Bromoform	ND< 2,500	cis-1,3-Dichloropropene	ND< 1,000
Carbon Tetrachloride	ND< 1,000	trans-1,3-Dichloropropene	ND< 1,000
Chloroethane	ND< 1,000	Methylene chloride	ND< 2,500
Chloromethane	ND< 1,000	1,1,2,2-Tetrachloroethane	ND< 1,000
2-Chloroethyl vinyl Ether	ND< 5,000	Tetrachloroethene	78,100
Chloroform	ND< 1,000	1,1,1-Trichloroethane	ND< 1,000
Dibromochloromethane	ND< 1,000	1,1,2-Trichloroethane	ND< 1,000
1,1-Dichloroethane	ND< 1,000	Trichloroethene	1,120
1,2-Dichloroethane	ND< 1,000	Trichlorofluoromethane	ND< 1,000
1,1-Dichloroethene	ND< 1,000	Vinyl chloride	ND< 1,000
Chlorobenzene	ND< 1,000	1,3-Dichlorobenzene	ND< 1,000
1,2-Dichlorobenzene	ND< 1,000	1,4-Dichlorobenzene	ND< 1,000
cis-1,2-Dichloroethene	ND< 1,000		

ELAP Number 10958

Method: EPA 8260B

Data File: V58489.D

Comments: ND denotes Non Detect  
ug / L = microgram per Liter

Signature: \_\_\_\_\_

Bruce Hoogesteger: Technical Director



**PARADIGM**

ENVIRONMENTAL SERVICES, INC. 179 Lake Avenue Rochester, New York 14608 (585) 647 - 2530 FAX (585) 647 - 3311

**Volatile Analysis Report for Non-potable Water**Client: **Day Environmental, Inc**

Client Job Site: Anderson Cleaners

Lab Project Number: 08-2609

Client Job Number: 3563S-04

Lab Sample Number: 8759

Field Location: MW-203

Date Sampled: 07/24/2008

Field ID Number: N/A

Date Received: 07/25/2008

Sample Type: Water

Date Analyzed: 07/30/2008

Halocarbons	Results in ug / L	Halocarbons	Results in ug / L
Bromodichloromethane	ND< 2.00	trans-1,2-Dichloroethene	ND< 2.00
Bromomethane	ND< 2.00	1,2-Dichloropropane	ND< 2.00
Bromoform	ND< 5.00	cis-1,3-Dichloropropene	ND< 2.00
Carbon Tetrachloride	ND< 2.00	trans-1,3-Dichloropropene	ND< 2.00
Chloroethane	ND< 2.00	Methylene chloride	ND< 5.00
Chloromethane	ND< 2.00	1,1,2,2-Tetrachloroethane	ND< 2.00
2-Chloroethyl vinyl Ether	ND< 10.0	Tetrachloroethene	ND< 2.00
Chloroform	ND< 2.00	1,1,1-Trichloroethane	ND< 2.00
Dibromochloromethane	ND< 2.00	1,1,2-Trichloroethane	ND< 2.00
1,1-Dichloroethane	ND< 2.00	Trichloroethene	ND< 2.00
1,2-Dichloroethane	ND< 2.00	Trichlorofluoromethane	ND< 2.00
1,1-Dichloroethene	ND< 2.00	Vinyl chloride	ND< 2.00
Chlorobenzene	ND< 2.00	1,3-Dichlorobenzene	ND< 2.00
1,2-Dichlorobenzene	ND< 2.00	1,4-Dichlorobenzene	ND< 2.00
cis-1,2-Dichloroethene	3.66		

ELAP Number 10958

Method: EPA 8260B

Data File: V58492.D

Comments: ND denotes Non Detect  
ug / L = microgram per Liter

Signature: \_\_\_\_\_

Bruce Hoogesteger: Technical Director

# PARADIGM ENVIRONMENTAL SERVICES, INC.

179 Lake Avenue  
Rochester, NY 14608  
(585) 647-2530 • (800) 724-1997  
FAX: (585) 647-3311

## CHAIN OF CUSTODY

REPORT TO: INVOICE TO:

COMPANY: <u>Day Environmental, Inc.</u>	COMPANY: <u>Anderson Cleaners, Inc.</u>	LAB PROJECT #: <u>08-2609</u>	CLIENT PROJECT #: <u>35635-04</u>
ADDRESS: <u>40 Commercial Street</u>	ADDRESS: <u>5 Hunt Road</u>	TURNAROUND TIME: (WORKING DAYS)	
CITY: <u>Rochester NY</u>	CITY: <u>Jamartown, NY</u>		
STATE: <u>NY</u>	STATE: <u>NY</u>		
ZIP: <u>14614</u>	ZIP: <u>14614</u>		
PHONE: <u></u>	PHONE: <u>716/664-5610</u>		
ATTN: <u>Ray Kampf</u>	ATTN: <u>Mike Lyons</u>		
COMMENTS: <u>e-mail results to rkampf@daymail.net</u>	QUOTE #: <u>JD 072108</u>		

PROJECT NAME/SITE NAME: Anderson Cleaners

DATE	TIME	COMPOSITE	GRAB	SAMPLE LOCATION/FIELD ID	MATRIX	CONTAMINANTS	REMARKS	PARADIGM LAB SAMPLE NUMBER
17-24-2008	0945		X	MW-06	GW	2	include C15-12-DCE	8753
2	1023		X	MW-04	GW	2		8754
3	1231		X	MW-200	GW	2		8755
4	1330		X	MW-201	GW	2		8756
5	1424		X	MW-07	GW	2		8757
6	1214		X	MW-7.1	GW	2		8758
7	1310		X	MW-203	GW	2		8759
8	1353		X	MW-202	GW	2	HOLD	8760
9								
10								

LAB USE ONLY BELOW THIS LINE


Sample Condition: Per NELAC/ELAP 210/241/242/243/244

Receipt Parameter		NELAC Compliance	
Container Type:		Y	<input checked="" type="checkbox"/>
Preservation:		Y	<input checked="" type="checkbox"/>
Holding Time:		Y	<input checked="" type="checkbox"/>
Temperature:	50C	Y	<input checked="" type="checkbox"/>

Sampled By: <u>G. Kampf</u>	Date/Time: <u>7-24-2008</u>
Relinquished By: <u>G. Kampf</u>	Date/Time: <u>7-25-2008</u>
Received By: <u>Elizabeth A. Honch</u>	Date/Time: <u>7/25/08</u>
Received @ Lab By: <u></u>	Date/Time: <u>1410</u>

Total Cost:

P.I.F.





**PARADIGM**  
ENVIRONMENTAL SERVICES, INC.

## Analytical Report Cover Page

### **Day Environmental**

For Lab Project # 10-0295

Issued February 1, 2010

This report contains a total of 6 pages

The reported results relate only to the samples as they have been received by the laboratory.

Any noncompliant QC parameters having impact on the data are flagged or documented on the final report.

All soil/sludge samples have been reported on a dry weight basis, unless qualified "reported as received". Other solids are reported as received.

Each page of this document is part of a multipage report. This document may not be reproduced except in its entirety, without the prior consent of Paradigm Environmental Services, Inc.

The Chain of Custody provides additional information, including compliance with sample condition requirements upon receipt. Sample condition requirements are defined under the 2003 NELAC Standard, sections 5.5.8.3.1 and 5.5.8.3.2.

NYSDOH ELAP does not certify for all parameters. Paradigm Environmental Services or the indicated subcontracted laboratory does hold certification for all analytes where certification is offered by ELAP unless otherwise specified.

Data qualifiers are used, when necessary, to provide additional information about the data. This information may be communicated as a flag or as text at the bottom of the report. Please refer to the following list of frequently used data flags and their meaning:

**"ND" = analyzed for but not detected.**

**"E" = Result has been estimated, calibration limit exceeded.**

**"D" = Duplicate results outside QC limits. May indicate a non-homogenous matrix.**

**"M" = Matrix spike recoveries outside QC limits. Matrix bias indicated.**

**"B" = Method blank contained trace levels of analyte. Refer to included method blank report.**



ENVIRONMENTAL SERVICES, INC. 179 Lake Avenue Rochester, New York 14608 (585) 647 - 2530 FAX (585) 647 - 3311

### Volatile Analysis Report for Non-potable Water

Client: Day Environmental, Inc.

Client Job Site: Anderson Cleaners

Lab Project Number: 10-0295

Client Job Number: 3563S-04

Lab Sample Number: 1767

Field Location: BR-02 FR

Date Sampled: 01/15/2010

Field ID Number: N/A

Date Received: 01/18/2010

Sample Type: Water

Date Analyzed: 01/25/2010

Halocarbons	Results in ug / L	Halocarbons	Results in ug / L
Bromodichloromethane	ND< 200	trans-1,2-Dichloroethene	ND< 200
Bromomethane	ND< 200	1,2-Dichloropropane	ND< 200
Bromoform	ND< 500	cis-1,3-Dichloropropene	ND< 200
Carbon Tetrachloride	ND< 200	trans-1,3-Dichloropropene	ND< 200
Chloroethane	ND< 200	Methylene chloride	ND< 500
Chloromethane	ND< 200	1,1,2,2-Tetrachloroethane	ND< 200
2-Chloroethyl vinyl Ether	ND< 1,000	Tetrachloroethene	15,000
Chloroform	ND< 200	1,1,1-Trichloroethane	ND< 200
Dibromochloromethane	ND< 200	1,1,2-Trichloroethane	ND< 200
1,1-Dichloroethane	ND< 200	Trichloroethene	ND< 200
1,2-Dichloroethane	ND< 200	Trichlorofluoromethane	ND< 200
1,1-Dichloroethene	ND< 200	Vinyl chloride	ND< 200
Chlorobenzene	ND< 200	1,3-Dichlorobenzene	ND< 200
1,2-Dichlorobenzene	ND< 200	1,4-Dichlorobenzene	ND< 200
cis-1,2-Dichloroethene	ND< 200		

ELAP Number 10958

Method: EPA 8260B

Data File: V72370.D

Comments: ND denotes Non Detect  
ug / L = microgram per Liter

Signature: \_\_\_\_\_

Bruce Hoogesteger: Technical Director



ENVIRONMENTAL SERVICES, INC. 179 Lake Avenue Rochester, New York 14608 (585) 647 - 2530 FAX (585) 647 - 3311

### Volatile Analysis Report for Non-potable Water

**Client:** Day Environmental, Inc.

**Client Job Site:** Anderson Cleaners

**Lab Project Number:** 10-0295

**Client Job Number:** 3563S-04

**Lab Sample Number:** 1768

**Field Location:** BR-02 R

**Date Sampled:** 01/15/2010

**Field ID Number:** N/A

**Date Received:** 01/18/2010

**Sample Type:** Water

**Date Analyzed:** 01/21/2010

Halocarbons	Results in ug / L	Halocarbons	Results in ug / L
Bromodichloromethane	ND< 20.0	trans-1,2-Dichloroethene	ND< 20.0
Bromomethane	ND< 20.0	1,2-Dichloropropane	ND< 20.0
Bromoform	ND< 50.0	cis-1,3-Dichloropropene	ND< 20.0
Carbon Tetrachloride	ND< 20.0	trans-1,3-Dichloropropene	ND< 20.0
Chloroethane	ND< 20.0	Methylene chloride	ND< 50.0
Chloromethane	ND< 20.0	1,1,2,2-Tetrachloroethane	ND< 20.0
2-Chloroethyl vinyl Ether	ND< 100	Tetrachloroethene	334
Chloroform	ND< 20.0	1,1,1-Trichloroethane	ND< 20.0
Dibromochloromethane	ND< 20.0	1,1,2-Trichloroethane	ND< 20.0
1,1-Dichloroethane	ND< 20.0	Trichloroethene	79.8
1,2-Dichloroethane	ND< 20.0	Trichlorofluoromethane	ND< 20.0
1,1-Dichloroethene	ND< 20.0	Vinyl chloride	79.0
Chlorobenzene	ND< 20.0	1,3-Dichlorobenzene	ND< 20.0
1,2-Dichlorobenzene	ND< 20.0	1,4-Dichlorobenzene	ND< 20.0
cis-1,2-Dichloroethene	ND< 20.0		

ELAP Number 10958

Method: EPA 8260B

Data File: V72305.D

Comments: ND denotes Non Detect

ug / L = microgram per Liter

Surrogate outliers indicate probable matrix interference

Signature: \_\_\_\_\_

Bruce Hoogesteger: Technical Director



ENVIRONMENTAL SERVICES, INC. 179 Lake Avenue Rochester, New York 14608 (585) 647 - 2530 FAX (585) 647 - 3311

### Volatile Analysis Report for Non-potable Water

Client: Day Environmental, Inc.

Client Job Site: Anderson Cleaners

Lab Project Number: 10-0295

Client Job Number: 3563S-04

Lab Sample Number: 1769

Field Location: BR-03 R

Date Sampled: 01/15/2010

Field ID Number: N/A

Date Received: 01/18/2010

Sample Type: Water

Date Analyzed: 01/21/2010

Halocarbons	Results in ug / L	Halocarbons	Results in ug / L
Bromodichloromethane	ND< 20.0	trans-1,2-Dichloroethene	ND< 20.0
Bromomethane	ND< 20.0	1,2-Dichloropropane	ND< 20.0
Bromoform	ND< 50.0	cis-1,3-Dichloropropene	ND< 20.0
Carbon Tetrachloride	ND< 20.0	trans-1,3-Dichloropropene	ND< 20.0
Chloroethane	ND< 20.0	Methylene chloride	ND< 50.0
Chloromethane	ND< 20.0	1,1,2,2-Tetrachloroethane	ND< 20.0
2-Chloroethyl vinyl Ether	ND< 100	Tetrachloroethene	115
Chloroform	ND< 20.0	1,1,1-Trichloroethane	ND< 20.0
Dibromochloromethane	ND< 20.0	1,1,2-Trichloroethane	ND< 20.0
1,1-Dichloroethane	ND< 20.0	Trichloroethene	221
1,2-Dichloroethane	ND< 20.0	Trichlorofluoromethane	ND< 20.0
1,1-Dichloroethene	ND< 20.0	Vinyl chloride	ND< 20.0
Chlorobenzene	ND< 20.0	1,3-Dichlorobenzene	ND< 20.0
1,2-Dichlorobenzene	ND< 20.0	1,4-Dichlorobenzene	ND< 20.0
cis-1,2-Dichloroethene	468		

ELAP Number 10958

Method: EPA 8260B

Data File: V72306.D

Comments: ND denotes Non Detect  
ug / L = microgram per Liter

Signature: \_\_\_\_\_

Bruce Hoogesteger: Technical Director

**PARADIGM**

ENVIRONMENTAL SERVICES, INC. 179 Lake Avenue Rochester, New York 14608 (585) 647 - 2530 FAX (585) 647 - 3311

**Volatile Analysis Report for Non-potable Water****Client:** Day Environmental, Inc.**Client Job Site:** Anderson Cleaners**Lab Project Number:** 10-0295**Client Job Number:** 3563S-04**Lab Sample Number:** 1770**Field Location:** MW-04**Date Sampled:** 01/15/2010**Field ID Number:** N/A**Date Received:** 01/18/2010**Sample Type:** Water**Date Analyzed:** 01/21/2010

Halocarbons	Results in ug / L	Halocarbons	Results in ug / L
Bromodichloromethane	ND< 20.0	trans-1,2-Dichloroethene	ND< 20.0
Bromomethane	ND< 20.0	1,2-Dichloropropane	ND< 20.0
Bromoform	ND< 50.0	cis-1,3-Dichloropropene	ND< 20.0
Carbon Tetrachloride	ND< 20.0	trans-1,3-Dichloropropene	ND< 20.0
Chloroethane	ND< 20.0	Methylene chloride	ND< 50.0
Chloromethane	ND< 20.0	1,1,2,2-Tetrachloroethane	ND< 20.0
2-Chloroethyl vinyl Ether	ND< 100	Tetrachloroethene	837
Chloroform	ND< 20.0	1,1,1-Trichloroethane	ND< 20.0
Dibromochloromethane	ND< 20.0	1,1,2-Trichloroethane	ND< 20.0
1,1-Dichloroethane	ND< 20.0	Trichloroethene	34.9
1,2-Dichloroethane	ND< 20.0	Trichlorofluoromethane	ND< 20.0
1,1-Dichloroethene	ND< 20.0	Vinyl chloride	ND< 20.0
Chlorobenzene	ND< 20.0	1,3-Dichlorobenzene	ND< 20.0
1,2-Dichlorobenzene	ND< 20.0	1,4-Dichlorobenzene	ND< 20.0
cis-1,2-Dichloroethene	24.6		

ELAP Number 10958

Method: EPA 8260B

Data File: V72307.D

Comments: ND denotes Non Detect  
ug / L = microgram per Liter

Signature: \_\_\_\_\_

Bruce Hoogesteger, Technical Director

This report is part of a multipage document and should only be evaluated in its entirety. Chain of Custody provides additional information, including compliance with sample condition requirements upon receipt.

100295V4.XLS





179 Lake Avenue, Rochester, NY 14608 Office (585) 647-2530 Fax (585) 647-3311

## CHAIN OF CUSTODY

REPORT TO:		INVOICE TO:	
COMPANY: Day Environmental, Inc.	COMPANY: Same	LAB PROJECT #: 10-0295	CLIENT PROJECT #: 35635-04
ADDRESS: 40 Commercial Street	ADDRESS:	TURNAROUND TIME: (WORKING DAYS)	
CITY: Rochester, New York 14614	CITY: STATE: ZIP:		
PHONE: 585-454-0210	PHONE: FAX:		
ATTN: Roy Kampff	ATTN:	STD	OTHER
		1 2 3 5	10
PROJECT NAME/SITE NAME: Anderson Cleaners	COMMENTS: e-mail results to Kampff@daymail.net	Quotation # 55072108	

DATE	TIME	COMPOSITE	GRA B	SAMPLE LOCATION/FIELD ID	MATRIX	CONTAINERS	CONTAINERS	REMARKS	PARADIGM LAB SAMPLE NUMBER
1-15-2010	1130		X	BR-02 FR	W	2	X		1767
2-15-2010	0940		X	BR-02 R	W	2	X		1768
3-15-2010	1026		X	BR-03 R	W	2	X		1769
4-15-2010	1044		X	MW-04	W	2	X		1770
5									
6									
7									
8									
9									
10									

Sample Condition: Per NELAC/ELAP 210/241/242/243/244

Receipt Parameter	Container Type	Preservation	Holding Time	Temperature
Comments:	Y <input checked="" type="checkbox"/> N <input type="checkbox"/>	Y <input checked="" type="checkbox"/> N <input type="checkbox"/>	Y <input checked="" type="checkbox"/> N <input type="checkbox"/>	Y <input checked="" type="checkbox"/> N <input type="checkbox"/>
Comments:				
Comments:				
Comments:				

Sampled By: [Signature] Date/Time: 1-15-2010 1150


Relinquished By: [Signature] Date/Time: 1-18-2010 0915

Received By: [Signature] Date/Time: 1/18/2010 915 PM

Received @ Lab By: Elizabeth A. Honch Date/Time: 1/18/10 1030

Total Cost:                     

P.I.F.





**PARADIGM**  
ENVIRONMENTAL SERVICES, INC.

## Analytical Report Cover Page

### **Day Environmental**

For Lab Project # 10-1835B

Issued May 17, 2010

This report contains a total of 6 pages

The reported results relate only to the samples as they have been received by the laboratory.

Any noncompliant QC parameters having impact on the data are flagged or documented on the final report.

All soil/sludge samples have been reported on a dry weight basis, unless qualified "reported as received". Other solids are reported as received.

Each page of this document is part of a multipage report. This document may not be reproduced except in its entirety, without the prior consent of Paradigm Environmental Services, Inc.

The Chain of Custody provides additional information, including compliance with sample condition requirements upon receipt. Sample condition requirements are defined under the 2003 NELAC Standard, sections 5.5.8.3.1 and 5.5.8.3.2.

NYSDOH ELAP does not certify for all parameters. Paradigm Environmental Services or the indicated subcontracted laboratory does hold certification for all analytes where certification is offered by ELAP unless otherwise specified.

Data qualifiers are used, when necessary, to provide additional information about the data. This information may be communicated as a flag or as text at the bottom of the report. Please refer to the following list of frequently used data flags and their meaning:

**"ND" = analyzed for but not detected.**

**"E" = Result has been estimated, calibration limit exceeded.**

**"D" = Duplicate results outside QC limits. May indicate a non-homogenous matrix.**

**"M" = Matrix spike recoveries outside QC limits. Matrix bias indicated.**

**"B" = Method blank contained trace levels of analyte. Refer to included method blank report.**



ENVIRONMENTAL SERVICES, INC. 179 Lake Avenue Rochester, New York 14608 (585) 647 - 2530 FAX (585) 647 - 3311

### Volatile Analysis Report for Non-potable Water

**Client:** Day Environmental, Inc.

**Client Job Site:** Anderson Cleaners

**Lab Project Number:** 10-1835B

**Client Job Number:** 3563S-04

**Lab Sample Number:** 6456

**Field Location:** BR-02 FR

**Date Sampled:** 05/05/2010

**Field ID Number:** N/A

**Date Received:** 05/06/2010

**Sample Type:** Water

**Date Analyzed:** 05/11/2010

Halocarbons	Results in ug / L	Halocarbons	Results in ug / L
Bromodichloromethane	ND< 400	trans-1,2-Dichloroethene	ND< 400
Bromomethane	ND< 400	1,2-Dichloropropane	ND< 400
Bromoform	ND< 1,000	cis-1,3-Dichloropropene	ND< 400
Carbon Tetrachloride	ND< 400	trans-1,3-Dichloropropene	ND< 400
Chloroethane	ND< 400	Methylene chloride	ND< 1,000
Chloromethane	ND< 400	1,1,2,2-Tetrachloroethane	ND< 400
2-Chloroethyl vinyl Ether	ND< 2,000	Tetrachloroethene	30,000
Chloroform	ND< 400	1,1,1-Trichloroethane	ND< 400
Dibromochloromethane	ND< 400	1,1,2-Trichloroethane	ND< 400
1,1-Dichloroethane	ND< 400	Trichloroethene	ND< 400
1,2-Dichloroethane	ND< 400	Trichlorofluoromethane	ND< 400
1,1-Dichloroethene	ND< 400	Vinyl chloride	ND< 400
Chlorobenzene	ND< 400	1,3-Dichlorobenzene	ND< 400
1,2-Dichlorobenzene	ND< 400	1,4-Dichlorobenzene	ND< 400
cis-1,2-Dichloroethene	ND< 400		

ELAP Number 10958

Method: EPA 8260B

Data File: V75230.D

Comments: ND denotes Non Detect

ug / L = microgram per Liter

Surrogate outliers indicate probable matrix interference

Signature: \_\_\_\_\_

Bruce Hoogesteger, Technical Director

This report is part of a multipage document and should only be evaluated in its entirety. Chain of Custody provides additional information, including compliance with sample condition requirements upon receipt.

101835V1.XLS

**PARADIGM**

ENVIRONMENTAL SERVICES, INC. 179 Lake Avenue Rochester, New York 14608 (585) 647 - 2530 FAX (585) 647 - 3311

**Volatile Analysis Report for Non-potable Water****Client:** Day Environmental, Inc.**Client Job Site:** Anderson Cleaners**Lab Project Number:** 10-1835B**Client Job Number:** 3563S-04**Lab Sample Number:** 6457**Field Location:** BR-02 R**Date Sampled:** 05/05/2010**Field ID Number:** N/A**Date Received:** 05/06/2010**Sample Type:** Water**Date Analyzed:** 05/11/2010

Halocarbons	Results in ug / L	Halocarbons	Results in ug / L
Bromodichloromethane	ND< 20.0	trans-1,2-Dichloroethene	ND< 20.0
Bromomethane	ND< 20.0	1,2-Dichloropropane	ND< 20.0
Bromoform	ND< 50.0	cis-1,3-Dichloropropene	ND< 20.0
Carbon Tetrachloride	ND< 20.0	trans-1,3-Dichloropropene	ND< 20.0
Chloroethane	ND< 20.0	Methylene chloride	ND< 50.0
Chloromethane	ND< 20.0	1,1,2,2-Tetrachloroethane	ND< 20.0
2-Chloroethyl vinyl Ether	ND< 100	Tetrachloroethene	371
Chloroform	ND< 20.0	1,1,1-Trichloroethane	ND< 20.0
Dibromochloromethane	ND< 20.0	1,1,2-Trichloroethane	ND< 20.0
1,1-Dichloroethane	ND< 20.0	Trichloroethene	550
1,2-Dichloroethane	ND< 20.0	Trichlorofluoromethane	ND< 20.0
1,1-Dichloroethene	ND< 20.0	Vinyl chloride	115
Chlorobenzene	ND< 20.0	1,3-Dichlorobenzene	ND< 20.0
1,2-Dichlorobenzene	ND< 20.0	1,4-Dichlorobenzene	ND< 20.0
cis-1,2-Dichloroethene	ND< 20.0		

ELAP Number 10958

Method: EPA 8260B

Data File: V75202.D

Comments: ND denotes Non Detect  
ug / L = microgram per Liter

Signature: \_\_\_\_\_

Bruce Hoogesteger, Technical Director

This report is part of a multipage document and should only be evaluated in its entirety. Chain of Custody provides additional information, including compliance with sample condition requirements upon receipt.

101835V2.XLS

**PARADIGM**

ENVIRONMENTAL SERVICES, INC. 179 Lake Avenue Rochester, New York 14608 (585) 647 - 2530 FAX (585) 647 - 3311

**Volatile Analysis Report for Non-potable Water****Client:** Day Environmental, Inc.**Client Job Site:** Anderson Cleaners**Lab Project Number:** 10-1835B**Client Job Number:** 3563S-04**Lab Sample Number:** 6458**Field Location:** BR-03 R**Date Sampled:** 05/05/2010**Field ID Number:** N/A**Date Received:** 05/06/2010**Sample Type:** Water**Date Analyzed:** 05/11/2010

Halocarbons	Results in ug / L	Halocarbons	Results in ug / L
Bromodichloromethane	ND< 2.00	trans-1,2-Dichloroethene	ND< 2.00
Bromomethane	ND< 2.00	1,2-Dichloropropane	ND< 2.00
Bromoform	ND< 5.00	cis-1,3-Dichloropropene	ND< 2.00
Carbon Tetrachloride	ND< 2.00	trans-1,3-Dichloropropene	ND< 2.00
Chloroethane	ND< 2.00	Methylene chloride	ND< 5.00
Chloromethane	ND< 2.00	1,1,2,2-Tetrachloroethane	ND< 2.00
2-Chloroethyl vinyl Ether	ND< 10.0	Tetrachloroethene	37.0
Chloroform	ND< 2.00	1,1,1-Trichloroethane	ND< 2.00
Dibromochloromethane	ND< 2.00	1,1,2-Trichloroethane	ND< 2.00
1,1-Dichloroethane	ND< 2.00	Trichloroethene	18.0
1,2-Dichloroethane	ND< 2.00	Trichlorofluoromethane	ND< 2.00
1,1-Dichloroethene	ND< 2.00	Vinyl chloride	ND< 2.00
Chlorobenzene	ND< 2.00	1,3-Dichlorobenzene	ND< 2.00
1,2-Dichlorobenzene	ND< 2.00	1,4-Dichlorobenzene	ND< 2.00
cis-1,2-Dichloroethene	124		

ELAP Number 10958

Method: EPA 8260B

Data File: V75229.D

Comments: ND denotes Non Detect

ug / L = microgram per Liter

Surrogate outliers indicate probable matrix interference

Signature: \_\_\_\_\_

Bruce Hoogesteger, Technical Director

This report is part of a multipage document and should only be evaluated in its entirety. Chain of Custody provides additional information, including compliance with sample condition requirements upon receipt.

101835V3.XLS

**PARADIGM**

ENVIRONMENTAL SERVICES, INC. 179 Lake Avenue Rochester, New York 14608 (585) 647 - 2530 FAX (585) 647 - 3311

**Volatile Analysis Report for Non-potable Water****Client:** Day Environmental, Inc.**Client Job Site:** Anderson Cleaners**Lab Project Number:** 10-1835B**Client Job Number:** 3563S-04**Lab Sample Number:** 6459**Field Location:** MW-04**Date Sampled:** 05/05/2010**Field ID Number:** N/A**Date Received:** 05/06/2010**Sample Type:** Water**Date Analyzed:** 05/11/2010

Halocarbons	Results in ug / L	Halocarbons	Results in ug / L
Bromodichloromethane	ND< 20.0	trans-1,2-Dichloroethene	ND< 20.0
Bromomethane	ND< 20.0	1,2-Dichloropropane	ND< 20.0
Bromoform	ND< 50.0	cis-1,3-Dichloropropene	ND< 20.0
Carbon Tetrachloride	ND< 20.0	trans-1,3-Dichloropropene	ND< 20.0
Chloroethane	ND< 20.0	Methylene chloride	ND< 50.0
Chloromethane	ND< 20.0	1,1,2,2-Tetrachloroethane	ND< 20.0
2-Chloroethyl vinyl Ether	ND< 100	Tetrachloroethene	694
Chloroform	ND< 20.0	1,1,1-Trichloroethane	ND< 20.0
Dibromochloromethane	ND< 20.0	1,1,2-Trichloroethane	ND< 20.0
1,1-Dichloroethane	ND< 20.0	Trichloroethene	31.4
1,2-Dichloroethane	ND< 20.0	Trichlorofluoromethane	ND< 20.0
1,1-Dichloroethene	ND< 20.0	Vinyl chloride	ND< 20.0
Chlorobenzene	ND< 20.0	1,3-Dichlorobenzene	ND< 20.0
1,2-Dichlorobenzene	ND< 20.0	1,4-Dichlorobenzene	ND< 20.0
cis-1,2-Dichloroethene	28.6		

ELAP Number 10958

Method: EPA 8260B

Data File: V75204.D

Comments: ND denotes Non Detect  
ug / L = microgram per Liter

Signature: \_\_\_\_\_

Bruce Hoogesteger, Technical Director

This report is part of a multipage document and should only be evaluated in its entirety. Chain of Custody provides additional information, including compliance with sample condition requirements upon receipt.

101835V4.XLS



179 Lake Avenue, Rochester, NY 14608 Office (585) 647-2530 Fax (585) 647-3311

## CHAIN OF CUSTODY

<b>REPORT TO:</b>		<b>INVOICE TO:</b>	
COMPANY: Day Environmental, Inc.		COMPANY: Same	
ADDRESS: 40 Commercial Street		ADDRESS:	
CITY: Rochester	STATE: NY	CITY:	STATE:
ZIP: 14619	ZIP:	PHONE:	PHONE:
PHONE: 585-454-0210	FAX: 585-454-0210	ATTN:	ATTN:
PROJECT NAME/SITE NAME: Anderson Cleaners		PROJECT NAME: 10-1835B	
COMMENTS: E-mail Results r.kampff@dymail.net		CLIENT PROJECT #: 35635-04	
COMMENTS: E-mail Results r.kampff@dymail.net		TURNAROUND TIME (WORKING DAYS):	
COMMENTS: E-mail Results r.kampff@dymail.net		STANDARD: 1 2 3 5	
COMMENTS: E-mail Results r.kampff@dymail.net		OTHER: 10	
COMMENTS: E-mail Results r.kampff@dymail.net		Quotation # JD 07210B	

DATE	TIME	COMPOSITE	GRA B	SAMPLE LOCATION/FIELD ID	MATRIX	CONTAMINANTS	REQUESTED ANALYSIS	REMARKS	PARADIGM LAB SAMPLE NUMBER
15-05-2010	1037		X	BR-02 FR	W	2	UCLs Holography +CLs 1,2-DCE		6456
25-05-2010	1044		X	BR-02 R	W	2			6457
35-05-2010	1022		X	BR-03 R	W	2			6458
45-05-2010	0956		X	MW-04	W	2			6459
5									
6									
7									
8									
9									
10									

Sample Condition: Per NELAP 210/241/242/243/244		NELAC Compliance	
Comments:	Container Type: Y <input checked="" type="checkbox"/> N <input type="checkbox"/>	Sampled By: [Signature]	Date/Time: 5-05-2010 1045
Comments:	Preservation: Y <input checked="" type="checkbox"/> N <input type="checkbox"/>	Relinquished By: [Signature]	Date/Time: 5-06-2010 0830
Comments:	Holding Time: Y <input checked="" type="checkbox"/> N <input type="checkbox"/>	Received By: [Signature]	Date/Time: 5/6/10 8:30
Comments:	Temperature: 50°C Y <input checked="" type="checkbox"/> N <input type="checkbox"/>	Received By: Elizabeth A. Honch	Date/Time: 5/6/10 1510
		P.I.F. [Signature]	



## **Appendix D**

### **Test Boring Logs and Monitoring Well Installation Diagrams**

**TEST BORINGS**

**TB-1 THRU TB-9**

**8/4/2003**

**Day Environmental, Inc.**  
**40 Commercial Street**  
**Rochester, New York 14614**  
**(585) 454-0210**

**BORING NUMBER: TB-1**

**Project:** Anderson Cleaners

**DAY Representative:** JKH

**Drilling Contractor:** Day Environmental, Inc.

**Drilling Rig:** Geoprobe

**Sampling Method:** Direct Push

**Completion Method:** Backfilled with cuttings

**Project No:** 3292S-03

**Boring Location:** See Test Boring Location Plan

**Ground Surface Elevation:** NA

**Datum:** NA

**Start Date:** 08/04/03

**Completion Date:** 08/04/03

**Borehole Diameter:** 2.0"

**Borehole Depth:** 6.0'

**Water Level:** Approximately 3.6'

Depth (feet)	Blows per 0.5'	Number	Depth (feet)	% Recovery	N-Value or RQD %	Peak PID Reading (ppm)	Well Installation Log	Sample Description
1	NA	S-1	0-2	25	NA	268		Concrete Floor: 0.4 feet thick
2								Dark Brown Silty Sand, little fine to medium Gravel, moist (FILL)
3	NA	S-2	2-4	90	NA	484		* Analytical Laboratory Sample TB-1 (2-4')
4								... some fine to medium Gravel
5	NA	S-3	4-6	10	NA	NC		Gray Clayey SILT, some Sand, wet
6								[Note: Standing water at 3.6' upon completion of drilling]
7								BOH @ 6.0'
8								
9								
10								
11								
12								
13								
14								
15								
16								
17								
18								
19								
20								

**Day Environmental, Inc.**  
**40 Commercial Street**  
**Rochester, New York 14614**  
**(585) 454-0210**

**BORING NUMBER: TB-2**

**Project:** Anderson Cleaners

**DAY Representative:** JKH

**Drilling Contractor:** Day Environmental, Inc.

**Drilling Rig:** Geoprobe

**Sampling Method:** Direct Push

**Completion Method:** Backfilled with cuttings

**Project No:** 3292S-03

**Boring Location:** See Test Boring Location Plan

**Ground Surface Elevation:** NA

**Datum:** NA

**Start Date:** 08/04/03

**Completion Date:** 08/04/03

**Borehole Diameter:** 2.0"

**Borehole Depth:** 6.0'

**Water Level:** Approximately 4.0'

Depth (feet)	Blows per 0.5'	Number	Depth (feet)	% Recovery	N-Value or RQD %	Peak PID Reading (ppm)	Well Installation Log	Sample Description
1	NA	S-1	0-2	25	NA	17		Concrete Floor: 0.4 feet thick
2								Brown Silty Sand, little fine to medium Gravel, moist (FILL)
3	NA	S-2	2-4	25	NA	650		Dark Brown Sand, little Gravel, trace Silt, moist (FILL)
4								* Analytical Laboratory Sample TB-2 (2-4') ... wet
5	NA	S-3	4-6	80	NA	118		Gray Clayey SILT, some Sand, wet
6								* Analytical Laboratory Sample TB-2 (4-6')
7								BOH @ 6.0'
8								
9								
10								
11								
12								
13								
14								
15								
16								
17								
18								
19								
20								

**Day Environmental, Inc.**  
**40 Commercial Street**  
**Rochester, New York 14614**  
**(585) 454-0210**

**BORING NUMBER: TB-3**

**Project:** Anderson Cleaners

**DAY Representative:** JKH

**Drilling Contractor:** Day Environmental, Inc.

**Drilling Rig:** Geoprobe

**Sampling Method:** Direct Push

**Completion Method:** Backfilled with cuttings

**Project No:** 3292S-03

**Boring Location:** See Test Boring Location Plan

**Ground Surface Elevation:** NA

**Datum:** NA

**Start Date:** 08/04/03

**Completion Date:** 08/04/03

**Borehole Diameter:** 2.0"

**Borehole Depth:** 7.0'

**Water Level:** Approximately 4.0'

Depth (feet)	Blows per 0.5'	Number	Depth (feet)	% Recovery	N-Value or RQD %	Peak PID Reading (ppm)	Well Installation Log	Sample Description
1	NA	S-1	0-2	75	NA	17.5		Concrete Floor: 0.4 feet thick
2								Brown Silty Sand, moist (FILL)
3	NA	S-2	2-4	75	NA	250		Dark Brown Silty Sand, little Gravel, moist (FILL)
4								* Analytical Laboratory Sample TB-3 (2-4')
5								... wet
6	NA	S-3	4-7	53	NA	105		Gray Clayey SILT, some Sand, trace Organics, wet
7								
8								
9								
10								
11								
12								
13								
14								
15								
16								
17								
18								
19								
20								

**Day Environmental, Inc.**  
**40 Commercial Street**  
**Rochester, New York 14614**  
**(585) 454-0210**

**BORING NUMBER: TB-4**

**Project:** Anderson Cleaners

**DAY Representative:** JKH

**Drilling Contractor:** Day Environmental, Inc.

**Drilling Rig:** Geoprobe

**Sampling Method:** Direct Push

**Completion Method:** Backfilled with cuttings

**Project No:** 3292S-03

**Boring Location:** See Test Boring Location Plan

**Ground Surface Elevation:** NA

**Datum:** NA

**Start Date:** 08/04/03

**Completion Date:** 08/04/03

**Borehole Diameter:** 2.0"

**Borehole Depth:** 7.0'

**Water Level:** Approximately 4.0'

Depth (feet)	Blows per 0.5'	Number	Depth (feet)	% Recovery	N-Value or RQD %	Peak PID Reading (ppm)	Well Installation Log	Sample Description
1	NA	S-1	0-2	80	NA	5.8		Concrete Floor: 0.4 feet thick
2								Brown Sandy Silt, moist (FILL)
3	NA	S-2	2-4	20	NA	302		Dark Brown Sand, some Silt, little Gravel, moist (FILL)
4								... wet
5	NA	S-3	4-7	50	NA	47.0		Gray Clayey SILT, some Organics, trace Sand, wet
6								* Analytical Laboratory Sample TB-4 (4-7')
7								BOH @ 7.0'
8								
9								
10								
11								
12								
13								
14								
15								
16								
17								
18								
19								
20								

**Day Environmental, Inc.**  
**40 Commercial Street**  
**Rochester, New York 14614**  
**(585) 454-0210**

**BORING NUMBER: TB-5**

**Project:** Anderson Cleaners

**DAY Representative:** JKH

**Drilling Contractor:** Day Environmental, Inc.

**Drilling Rig:** Geoprobe

**Sampling Method:** Direct Push

**Completion Method:** Backfilled with cuttings

**Project No:** 3292S-03

**Boring Location:** See Test Boring Location Plan

**Ground Surface Elevation:** NA

**Datum:** NA

**Start Date:** 08/04/03

**Completion Date:** 08/04/03

**Borehole Diameter:** 2.0"

**Borehole Depth:** 2.0'

**Water Level:** Not Encountered

Depth (feet)	Blows per 0.5'	Number	Depth (feet)	% Recovery	N-Value or RQD %	Peak PID Reading (ppm)	Well Installation Log	Sample Description
1	NA	S-1	0-2	50	NA	38.5		Concrete Floor: 0.4 feet thick
2								Dark Brown Sand, some Gravel, some trace Silt, moist (FILL)
3								Refusal @ 2.0'
4								
5								
6								
7								
8								
9								
10								
11								
12								
13								
14								
15								
16								
17								
18								
19								
20								

**Day Environmental, Inc.**  
**40 Commercial Street**  
**Rochester, New York 14614**  
**(585) 454-0210**

**BORING NUMBER: TB-6**

**Project:** Anderson Cleaners

**Project No:** 3292S-03

**DAY Representative:** JKH

**Boring Location:** See Test Boring Location Plan

**Drilling Contractor:** Day Environmental, Inc.

**Ground Surface Elevation:** NA

**Datum:** NA

**Drilling Rig:** Geoprobe

**Start Date:** 08/04/03

**Completion Date:** 08/04/03

**Sampling Method:** Direct Push

**Borehole Diameter:** 2.0"

**Borehole Depth:** 4.0'

**Completion Method:** Backfilled with cuttings

**Water Level:** Approximately 3.0'

Depth (feet)	Blows per 0.5'	Number	Depth (feet)	% Recovery	N-Value or RQD %	Peak PID Reading (ppm)	Well Installation Log	Sample Description
1	NA	S-1	0-2	50	NA	5.2		Brown Silt, some Sand, little Gravel (FILL)
2	NA	S-2	2-4	70	NA	250		Dark Brown Sand, some Gravel, moist (FILL) ... wet
3								* Analytical Laboratory Sample TB-6 (2-4') Gray Clayey SILT, some Sand, trace Organics, wet
4								BOH @ 4.0'
5								
6								
7								
8								
9								
10								
11								
12								
13								
14								
15								
16								
17								
18								
19								
20								



**Day Environmental, Inc.**  
**40 Commercial Street**  
**Rochester, New York 14614**  
**(585) 454-0210**

**BORING NUMBER: TB-7**

**Project:** Anderson Cleaners

**DAY Representative:** JKH

**Drilling Contractor:** Day Environmental, Inc.

**Drilling Rig:** Geoprobe

**Sampling Method:** Direct Push

**Completion Method:** Backfilled with cuttings

**Project No:** 3292S-03

**Boring Location:** See Test Boring Location Plan

**Ground Surface Elevation:** NA

**Datum:** NA

**Start Date:** 08/04/03

**Completion Date:** 08/04/03

**Borehole Diameter:** 2.0"

**Borehole Depth:** 4.0'

**Water Level:** Approximately 3.0'

Depth (feet)	Blows per 0.5'	Number	Depth (feet)	% Recovery	N-Value or RQD %	Peak PID Reading (ppm)	Well Installation Log	Sample Description
1	NA	S-1	0-2	50	NA	0.0		Brown Silt, some Gravel, moist (FILL)
2								Dark Brown Sand, some Gravel, trace Silt, moist (FILL)
3	NA	S-2	2-4	25	NA	0.0		... wet
4								Gray Clayey SILT, some Sand, trace Organics, wet
5								BOH @ 4.0'
6								
7								
8								
9								
10								
11								
12								
13								
14								
15								
16								
17								
18								
19								
20								

**Day Environmental, Inc.**  
**40 Commercial Street**  
**Rochester, New York 14614**  
**(585) 454-0210**

**BORING NUMBER: TB-8**

**Project:** Anderson Cleaners

**DAY Representative:** JKH

**Drilling Contractor:** Day Environmental, Inc.

**Drilling Rig:** Geoprobe

**Sampling Method:** Direct Push

**Completion Method:**

**Project No:** 3292S-03

**Boring Location:** See Test Boring Location Plan

**Ground Surface Elevation:** NA

**Datum:** NA

**Start Date:** 08/04/03

**Completion Date:** 08/04/03

**Borehole Diameter:** 2.0"

**Borehole Depth:** 2.0'

**Water Level:** Not Encountered

Depth (feet)	Blows per 0.5'	Number	Depth (feet)	% Recovery	N-Value or RQD %	Peak PID Reading (ppm)	Well Installation Log	Sample Description
1	NA	S-1	0-2	70	NA	0.0		Brown Silt, some Sand, little Gravel, moist (FILL)
2								Dark Brown Sand, some Gravel, trace Silt, moist (FILL)
3								BOH @ 2.0'
4								
5								
6								
7								
8								
9								
10								
11								
12								
13								
14								
15								
16								
17								
18								
19								
20								

**Day Environmental, Inc.**  
**40 Commercial Street**  
**Rochester, New York 14614**  
**(585) 454-0210**

**BORING NUMBER: TB-9**

**Project:** Anderson Cleaners

**Project No:** 3292S-03

**DAY Representative:** JKH

**Boring Location:** See Test Boring Location Plan

**Drilling Contractor:** Day Environmental, Inc.

**Ground Surface Elevation:** NA

**Datum:** NA

**Drilling Rig:** Geoprobe

**Start Date:** 08/04/03

**Completion Date:** 08/04/03

**Sampling Method:** Direct Push

**Borehole Diameter:** 2.0"

**Borehole Depth:** 2.0'

**Completion Method:**

**Water Level:** Not Encountered

Depth (feet)	Blows per 0.5'	Number	Depth (feet)	% Recovery	N-Value or RQD %	Peak PID Reading (ppm)	Well Installation Log	Sample Description
1	NA	S-1	0-2	60	NA	4.0		Brown Silt, some Sand, little Gravel, moist (FILL)
2								Dark Brown Sand, some Gravel, moist (FILL)
3								BOH @ 2.0'
4								
5								
6								
7								
8								
9								
10								
11								
12								
13								
14								
15								
16								
17								
18								
19								
20								

**TEST BORINGS**

**TB-10 THRU TB-27**

**MONITORING WELLS**

**MW-1 THRU MW-8**

**9/3/2003 AND 11/13/2003**

**Day Environmental, Inc.**  
**40 Commercial Street**  
**Rochester, New York 14614**  
**(585) 454-0210**

**BORING NUMBER: TB-10 (MW-1)**

**Project:** Anderson Cleaners

**DAY Representative:** D. Noll

**Drilling Contractor:** Day Environmental, Inc.

**Drilling Rig:** Track Mount 54LT

**Sampling Method:** Direct Push

**Completion Method:** 1" PVC Screen & Riser

**Project No:** 3292S-03

**Boring Location:** See Test Boring Location Plan

**Ground Surface Elevation:** NA

**Datum:** NA

**Start Date:** 09/03/03

**Completion Date:** 09/03/03

**Borehole Diameter:** 2.25"

**Borehole Depth:** 14.5'

**Water Level:** 1.4' from TOC on 9/12/03

Depth (feet)	Blows per 0.5'	Number	Depth (feet)	% Recovery	N-Value or RQD %	Peak PID Reading (ppm)	Well Installation Log	Sample Description
1						2.3		3" Gravel
2	NA	S-1	0-4	30	NA	640		Brown Silt, Sand, Gravel (FILL)
3						175		
4								
5						1700		
6	NA	S-2	4-8	50	NA	502		... wet @ 5.0'
7						50.1		
8								
9						2100		
10	NA	S-3	8-12	70	NA	1310		* Analytical Laboratory Sample TB-10 (8-10')
11						40.8		
12						430		
13	NA	S-4	12-14.5	90	NA	238		
14						208		
15								Refusal @ 14.5'
16								
17								
18								
19								
20								

**Day Environmental, Inc.**  
**40 Commercial Street**  
**Rochester, New York 14614**  
**(585) 454-0210**

**BORING NUMBER: TB-11 (MW-2)**

**Project:** Anderson Cleaners

**DAY Representative:** D. Noll

**Drilling Contractor:** Day Environmental, Inc.

**Drilling Rig:** Track Mount 54LT

**Sampling Method:** Direct Push

**Completion Method:** 1" PVC Screen & Riser

**Project No:** 3292S-03

**Boring Location:** See Test Boring Location Plan

**Ground Surface Elevation:** NA

**Datum:** NA

**Start Date:** 09/03/03

**Completion Date:** 09/03/03

**Borehole Diameter:** 2.25"

**Borehole Depth:** 12.0'

**Water Level:** 4.09' from TOC on 9/12/03

Depth (feet)	Blows per 0.5'	Number	Depth (feet)	% Recovery	N-Value or RQD %	Peak PID Reading (ppm)	Well Installation Log	Sample Description
1						16.7		Gravel / Asphalt
						588		Gray Clayey SILT, some Sand, little Gravel, moist
2	NA	S-1	0-4	80	NA	437		
3						48.6		
4						430		... wet @ 4.0'
5						297		
6	NA	S-2	4-8	70	NA	60.4		Brown Clayey SILT, some Sand, little Gravel, wet
7						29.2		
8						430		
9						30.2		
10	NA	S-3	8-12	90	NA	29.7		
11						25.8		
12								Refusal @ 12.0'
13								
14								
15								
16								
17								
18								
19								
20								

**Day Environmental, Inc.**  
**40 Commercial Street**  
**Rochester, New York 14614**  
**(585) 454-0210**

**BORING NUMBER: TB-12**

**Project:** Anderson Cleaners

**DAY Representative:** D. Noll

**Drilling Contractor:** Day Environmental, Inc.

**Drilling Rig:** Track Mount 54LT

**Sampling Method:** Direct Push

**Completion Method:** Backfilled with cuttings

**Project No:** 3292S-03

**Boring Location:** See Test Boring Location Plan

**Ground Surface Elevation:** NA

**Datum:** NA

**Start Date:** 09/03/03

**Completion Date:** 09/03/03

**Borehole Diameter:** 2.25"

**Borehole Depth:** 11.8'

**Water Level:** Approximately 6.0'

Depth (feet)	Blows per 0.5'	Number	Depth (feet)	% Recovery	N-Value or RQD %	Peak PID Reading (ppm)	Well Installation Log	Sample Description
1	NA	S-1	0-4	70	NA	2.1		Topsoil
2						0.8		Brown Clayey SILT, some Sand, trace Gravel, moist
3						2.2		
4						2.1		
5	NA	S-2	4-8	80	NA			Brown Silty SAND and GRAVEL, little Clay, wet
6								
7								
8								
9	NA	S-3	8-11.8	100	NA			Refusal @ 11.8'
10								
11								
12								
13								Refusal @ 11.8'
14								
15								
16								
17								
18								
19								
20								

**Day Environmental, Inc.**  
**40 Commercial Street**  
**Rochester, New York 14614**  
**(585) 454-0210**

**BORING NUMBER: TB-13**

**Project:** Anderson Cleaners

**DAY Representative:** D. Noll

**Drilling Contractor:** Day Environmental, Inc.

**Drilling Rig:** Track Mount 54LT

**Sampling Method:** Direct Push

**Completion Method:** Backfilled with cuttings

**Project No:** 3292S-03

**Boring Location:** See Test Boring Location Plan

**Ground Surface Elevation:** NA

**Datum:** NA

**Start Date:** 09/03/03

**Completion Date:** 09/03/03

**Borehole Diameter:** 2.25"

**Borehole Depth:** 7.7'

**Water Level:** Approximately 5.0'

Depth (feet)	Blows per 0.5'	Number	Depth (feet)	% Recovery	N-Value or RQD %	Peak PID Reading (ppm)	Well Installation Log	Sample Description
1	NA	S-1	0-4	50	NA			Brown / Gray Silt, Sand, Gravel, Brick (FILL)
2								
3								
4	NA	S-2	4-7.7	90	NA			Brown / Gray Clayey SILT, some Gravel, trace Sand, moist  ... wet @ 5.0'  * Analytical Laboratory Sample TB-13 (6-7.7')  ... Seam of SAND and GRAVEL @ 7.0-7.7'
5								
6								
7								Refusal @ 7.7'
8								
9								
10								
11								
12								
13								
14								
15								
16								
17								
18								
19								
20								
21								



**Day Environmental, Inc.**  
**40 Commercial Street**  
**Rochester, New York 14614**  
**(585) 454-0210**

**BORING NUMBER: TB-14 (MW-5)**

**Project:** Anderson Cleaners

**DAY Representative:** D. Noll

**Drilling Contractor:** Day Environmental, Inc.

**Drilling Rig:** Track Mount 54LT

**Sampling Method:** Direct Push

**Completion Method:** 1" PVC Screen & Riser

**Project No:** 3292S-03

**Boring Location:** See Test Boring Location Plan

**Ground Surface Elevation:** NA

**Datum:** NA

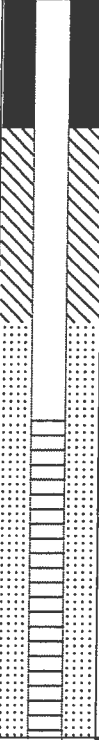
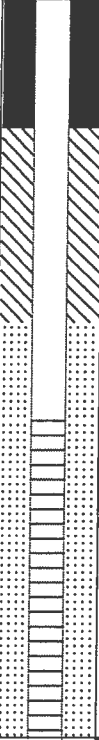
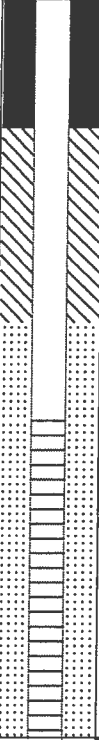
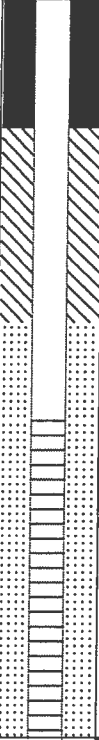
**Start Date:** 09/03/03

**Completion Date:** 09/03/03

**Borehole Diameter:** 2.25"

**Borehole Depth:** 11.4'

**Water Level:** 1.32' from TOC on 9/12/03

Depth (feet)	Blows per 0.5'	Number	Depth (feet)	% Recovery	N-Value or RQD %	Peak PID Reading (ppm)	Well Installation Log	Sample Description
1	NA	S-1	0-4	50	NA			Asphalt / Gravel
2								Brown / Gray Silt, Sand, Gravel, Clay (FILL)
3								... Faint petroleum odor at approx. 2-7'
4	NA	S-2	4-8	70	NA			Brown / Gray Clayey SILT, trace Sand, moist
5								
6								Seam of SAND and GRAVEL, wet
7	NA	S-3	8-11.4	100	NA			Brown Sandy SILT, little Gravel, trace Clay, wet
8								
9								
10								Refusal @ 11.4'
11								
12								
13								
14								
15								
16								
17								
18								
19								
20								

**Day Environmental, Inc.**  
**40 Commercial Street**  
**Rochester, New York 14614**  
**(585) 454-0210**

**BORING NUMBER: TB-15**

**Project:** Anderson Cleaners

**DAY Representative:** D. Noll

**Drilling Contractor:** Day Environmental, Inc.

**Drilling Rig:** Track Mount 54LT

**Sampling Method:** Direct Push

**Completion Method:** Backfilled with cuttings

**Project No:** 3292S-03

**Boring Location:** See Test Boring Location Plan

**Ground Surface Elevation:** NA

**Datum:** NA

**Start Date:** 09/03/03

**Completion Date:** 09/03/03

**Borehole Diameter:** 2.25"

**Borehole Depth:** 11.6'

**Water Level:** Approximately 6.0'

Depth (feet)	Blows per 0.5'	Number	Depth (feet)	% Recovery	N-Value or RQD %	Peak PID Reading (ppm)	Well Installation Log	Sample Description
1	NA	S-1	0-4	50	NA			Topsoil
2								Silt, Sand, Gravel, Brick, moist (FILL)
3								Brown / Gray Clayey SILT, some Sand, little Gravel, moist
4	NA	S-2	4-8	70	NA			... wet @ 6.0'
5								Brown SAND and GRAVEL (FILL) wet
6								
7	NA	S-3	8-11.6	90	NA			* Analytical Laboratory Sample TB-15 (8-10')
8								
9								
10								Refusal @ 11.6'
11								
12								
13								
14								
15								
16								
17								
18								
19								
20								

**Day Environmental, Inc.**  
**40 Commercial Street**  
**Rochester, New York 14614**  
**(585) 454-0210**

**BORING NUMBER: TB-16 (MW-3)**

**Project:** Anderson Cleaners

**DAY Representative:** D. Noll

**Drilling Contractor:** Day Environmental, Inc.

**Drilling Rig:** Track Mount 54LT

**Sampling Method:** Direct Push

**Completion Method:** 1" PVC Screen & Riser

**Project No:** 3292S-03

**Boring Location:** See Test Boring Location Plan

**Ground Surface Elevation:** NA

**Datum:** NA

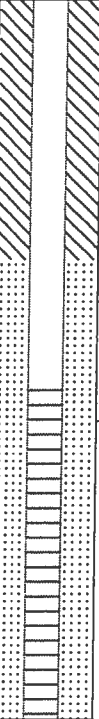
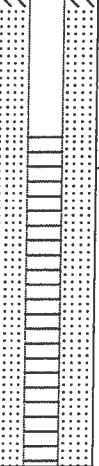
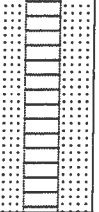
**Start Date:** 09/03/03

**Completion Date:** 09/03/03

**Borehole Diameter:** 2.25"

**Borehole Depth:** 11.1'

**Water Level:** 0.6' from TOC on 9/12/03

Depth (feet)	Blows per 0.5'	Number	Depth (feet)	% Recovery	N-Value or RQD %	Peak PID Reading (ppm)	Well Installation Log	Sample Description
1	NA	S-1	0-4	60	NA	0.0		Topsoil
						0.0		Silt, Sand, Gravel, Brick, moist (FILL)
2						0.0		Brown / Gray Silty CLAY, some Sand, trace Gravel, moist
3						0.0		
4	NA	S-2	4-8	90	NA	0.0		Brown SAND and GRAVEL, little Silt, trace Clay, wet
5						0.0		
6						0.0		
7						0.0		
8	NA	S-3	8-11.1	90	NA	0.0		... wet @ 8.0'
9						0.0		
10						0.0		
11						0.0		
12								Refusal @ 11.1'
13								
14								
15								
16								
17								
18								
19								
20								

**Day Environmental, Inc.**  
**40 Commercial Street**  
**Rochester, New York 14614**  
**(585) 454-0210**

**BORING NUMBER: TB-17**

**Project:** Anderson Cleaners

**DAY Representative:** D. Noll

**Drilling Contractor:** Day Environmental, Inc.

**Drilling Rig:** Track Mount 54LT

**Sampling Method:** Direct Push

**Completion Method:** Backfilled with cuttings

**Project No:** 3292S-03

**Boring Location:** See Test Boring Location Plan

**Ground Surface Elevation:** NA

**Datum:** NA

**Start Date:** 09/03/03

**Completion Date:** 09/03/03

**Borehole Diameter:** 2.25"

**Borehole Depth:** 10.3'

**Water Level:** Approximately 5.0'

Depth (feet)	Blows per 0.5'	Number	Depth (feet)	% Recovery	N-Value or RQD %	Peak PID Reading (ppm)	Well Installation Log	Sample Description
1	NA	S-1	0-4	80	NA	0.0		Topsoil
2						0.0		Silt, Sand, Gravel, Brick, moist (FILL)
3						0.0		Brown Clayey SILT, some Sand, little Gravel, moist
4						0.0		
5	NA	S-2	4-8	60	NA	0.0		... wet @ 5.0' ... some Gravel
6						0.0		
7						0.0		
8						0.0		
9	NA	S-3	8-10.3	90	NA	0.0		* Analytical Laboratory Sample TB-17 (8-10')
10						0.0		
11								Refusal @ 10.3'
12								
13								
14								
15								
16								
17								
18								
19								
20								

**Day Environmental, Inc.**  
**40 Commercial Street**  
**Rochester, New York 14614**  
**(585) 454-0210**

**BORING NUMBER: TB-18 (MW-4)**

**Project:** Anderson Cleaners

**DAY Representative:** D. Noll

**Drilling Contractor:** Day Environmental, Inc.

**Drilling Rig:** Track Mount 54LT

**Sampling Method:** Direct Push

**Completion Method:** 1" PVC Screen & Riser

**Project No:** 3292S-03

**Boring Location:** See Test Boring Location Plan

**Ground Surface Elevation:** NA

**Datum:** NA





**Start Date:** 09/03/03

**Completion Date:** 09/03/03

**Borehole Diameter:** 2.25"

**Borehole Depth:** 11.3'

**Water Level:** 2.37' from TOC on 9/12/03

Depth (feet)	Blows per 0.5'	Number	Depth (feet)	% Recovery	N-Value or RQD %	Peak PID Reading (ppm)	Well Installation Log	Sample Description
1	NA	S-1	0-4	10	NA			Topsoil
2								Silt, Sand, Gravel, Brick, moist (FILL)
3								
4								
5	NA	S-2	4-8	50	NA	1300		Brown / Gray Clayey SILT, some Sand, little Gravel, wet
6						1748		
7						20.8		
8								
9	NA	S-3	8-11.3	70	NA			Brown Silty SAND and GRAVEL, little Clay, wet
10								
11								
12								Refusal @ 11.3'
13								
14								
15								
16								
17								
18								
19								
20								

**Day Environmental, Inc.**  
**40 Commercial Street**  
**Rochester, New York 14614**  
**(585) 454-0210**

**BORING NUMBER: TB-19**

**Project:** Anderson Cleaners

**DAY Representative:** D. Noll

**Drilling Contractor:** Day Environmental, Inc.

**Drilling Rig:** Track Mount 54LT

**Sampling Method:** Direct Push

**Completion Method:** Backfilled with cuttings

**Project No:** 3292S-03

**Boring Location:** See Test Boring Location Plan

**Ground Surface Elevation:** NA

**Datum:** NA

**Start Date:** 09/03/03

**Completion Date:** 09/03/03

**Borehole Diameter:** 2.25"

**Borehole Depth:** 10.9'

**Water Level:** Approximately 4.0'

Depth (feet)	Blows per 0.5'	Number	Depth (feet)	% Recovery	N-Value or RQD %	Peak PID Reading (ppm)	Well Installation Log	Sample Description
1	NA	S-1	0-4	70	NA	0.0		Gravel / Asphalt
						0.0		Silt, Sand, Gravel, Brick, moist (FILL)
2						0.0		
3						0.0		
4	NA	S-2	4-8	60	NA	0.0		Brown / Gray Clayey SILT, some Sand, little Gravel, wet
5						0.0		
6						0.0		
7						0.0		
8	NA	S-3	8-10.9	80	NA	0.0		Brown Silty SAND and GRAVEL, little Clay, wet
9						0.0		* Analytical Laboratory Sample TB-19 (8-10')
10						0.0		
11						0.0		
12								Refusal @ 10.9'
13								
14								
15								
16								
17								
18								
19								
20								

**Day Environmental, Inc.**  
**40 Commercial Street**  
**Rochester, New York 14614**  
**(585) 454-0210**

**BORING NUMBER: TB-20**

**Project:** Anderson Cleaners

**DAY Representative:** D. Noll

**Drilling Contractor:** Day Environmental, Inc.

**Drilling Rig:** Track Mount 54LT

**Sampling Method:** Direct Push

**Completion Method:** Backfilled with cuttings

**Project No:** 3292S-03

**Boring Location:** See Test Boring Location Plan

**Ground Surface Elevation:** NA

**Datum:** NA

**Start Date:** 09/03/03

**Completion Date:** 09/03/03

**Borehole Diameter:** 2.25"

**Borehole Depth:** 1.4'

**Water Level:** Not Encountered

Depth (feet)	Blows per 0.5'	Number	Depth (feet)	% Recovery	N-Value or RQD %	Peak PID Reading (ppm)	Well Installation Log	Sample Description
1	NA	S-1	0-1.4	50	NA	0.0		3" Asphalt
						0.0		Silt, Sand, Gravel (FILL), damp
2								Refusal @ 1.4'
3								
4								
5								
6								
7								
8								
9								
10								
11								
12								
13								
14								
15								
16								
17								
18								
19								
20								

**Day Environmental, Inc.**  
**40 Commercial Street**  
**Rochester, New York 14614**  
**(585) 454-0210**

**BORING NUMBER: TB-20A**

**Project:** Anderson Cleaners

**DAY Representative:** D. Noll

**Drilling Contractor:** Day Environmental, Inc.

**Drilling Rig:** Track Mount 54LT

**Sampling Method:** Direct Push

**Completion Method:** Backfilled with cuttings

**Project No:** 3292S-03

**Boring Location:** See Test Boring Location Plan

**Ground Surface Elevation:** NA

**Datum:** NA

**Start Date:** 09/03/03

**Completion Date:** 09/03/03

**Borehole Diameter:** 2.25"

**Borehole Depth:** 1.8'

**Water Level:** Not Encountered

Depth (feet)	Blows per 0.5'	Number	Depth (feet)	% Recovery	N-Value or RQD %	Peak PID Reading (ppm)	Well Installation Log	Sample Description
1	NA	S-1	0-1.8	50	NA	0.0 0.0		3" Asphalt
								Silt, Sand, Gravel (FILL), damp
2								Refusal @ 1.8'
3								
4								
5								
6								
7								
8								
9								
10								
11								
12								
13								
14								
15								
16								
17								
18								
19								
20								



**Day Environmental, Inc.**  
**40 Commercial Street**  
**Rochester, New York 14614**  
**(585) 454-0210**

**BORING NUMBER: TB-21**

**Project:** Anderson Cleaners

**Project No:** 3292S-03

**DAY Representative:** D. Noll

**Boring Location:** See Test Boring Location Plan

**Drilling Contractor:** Day Environmental, Inc.

**Ground Surface Elevation:** NA

**Datum:** NA

**Drilling Rig:** Track Mount 54LT

**Start Date:** 09/03/03

**Completion Date:** 09/03/03

**Sampling Method:** Direct Push

**Borehole Diameter:** 2.25"

**Borehole Depth:** 7.7'

**Completion Method:** Backfilled with cuttings

**Water Level:** Approximately 4.0'

Depth (feet)	Blows per 0.5'	Number	Depth (feet)	% Recovery	N-Value or RQD %	Peak PID Reading (ppm)	Well Installation Log	Sample Description
1	NA	S-1	0-4	70	NA			Topsoil
2								Silt, Sand, Gravel, Brick, moist (FILL)
3								
4	NA	S-2	4-7.7	80	NA			Brown / Back Clayey SILT, some Gravel (Faint odor possible organics)
5								... wet @ 4.0'
6								
7								* Analytical Laboratory Sample TB-21 (6-7.7')
8								Refusal @ 7.7'
9								
10								
11								
12								
13								
14								
15								
16								
17								
18								
19								
20								

**Day Environmental, Inc.**  
**40 Commercial Street**  
**Rochester, New York 14614**  
**(585) 454-0210**

**BORING NUMBER: TB-22**

**Project:** Anderson Cleaners

**DAY Representative:** D. Peck

**Drilling Contractor:** SLC Environmental Services

**Drilling Rig:** Geoprobe 54LT Track-Mount

**Sampling Method:** Direct Push

**Completion Method:** Backfilled with cuttings

**Project No:** 3292S-03

**Boring Location:** See Site Plan

**Ground Surface Elevation:** NA

**Start Date:** 11/13/03

**Borehole Diameter:** 2.25"

**Water Level:** Approximately 3.0'

**Datum:** NA

**Completion Date:** 11/13/03

**Borehole Depth:** 11.9'

Depth (feet)	Blows per 0.5'	Number	Depth (feet)	% Recovery	Laboratory Sample	Peak PID Reading (ppm)	Well Installation Log	Sample Description
1	NA	S-1	0-4	50	NA	88.6		3" Gravel
2						1411		Brown Silt, Sand, Gravel (FILL), moist
3						1009		Brown to Gray Clayey SILT, some Sand, little Gravel, wet
4	NA	S-2	4-8	80	NA	982		
5						192		
6						215		
7	NA	S-3	8-11.9	70	NA	1020		... Running SAND at 9.0', wet
8						1075		
9								... fine SAND, trace Gravel, moist
10								
11								Refusal @ 11.9'
12								
13								
14								
15								
16								
17								
18								
19								
20								

**Day Environmental, Inc.**  
**40 Commercial Street**  
**Rochester, New York 14614**  
**(585) 454-0210**

**BORING NUMBER: TB-23 (MW-6)**

**Project:** Anderson Cleaners

**DAY Representative:** D. Peck

**Drilling Contractor:** SLC Environmental Services

**Drilling Rig:** Geoprobe 54LT Track-Mount

**Sampling Method:** Direct Push

**Completion Method:** 1-inch PVC Well Installed

**Project No:** 3292S-03

**Boring Location:** See Site Plan

**Ground Surface Elevation:** NA

**Start Date:** 11/13/03

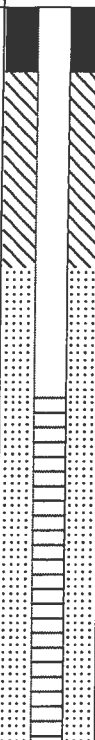
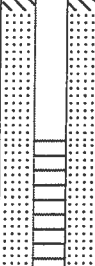

**Borehole Diameter:** 2.25"

**Water Level:**

**Datum:** NA

**Completion Date:** 11/13/03

**Borehole Depth:** 11.4'

Depth (feet)	Blows per 0.5'	Number	Depth (feet)	% Recovery	Laboratory Sample	Peak PID Reading (ppm)	Well Installation Log	Sample Description	
1	NA	S-1	0-4	40	NA	7.4		3" Gravel	
2						14.9		Brown Silt, Sand, Gravel (FILL), moist	
3								Brown to Gray Clayey SILT, some Sand, little Gravel, moist	
4	NA	S-2	4-8	70	NA	1.5		... wet	
5						0.8			
6						1.5			
7	NA	S-3	8-11.4	50	NA	12.2		Brown coarse SAND, wet	
8						6.5			
9									
10								... becoming fine to medium SAND	
11									
12								Refusal @ 11.4'	
13									
14									
15									
16									
17									
18									
19									
20									

**Day Environmental, Inc.**  
**40 Commercial Street**  
**Rochester, New York 14614**  
**(585) 454-0210**

**BORING NUMBER: TB-24**

**Project:** Anderson Cleaners

**DAY Representative:** D. Peck

**Drilling Contractor:** SLC Environmental Services

**Drilling Rig:** Geoprobe 54LT Track-Mount

**Sampling Method:** Direct Push

**Completion Method:** Backfilled with cuttings

**Project No:** 3292S-03

**Boring Location:** See Site Plan

**Ground Surface Elevation:** NA

**Start Date:** 11/13/03

**Borehole Diameter:** 2.25"

**Water Level:** Approximately 4.0'

**Datum:** NA

**Completion Date:** 11/13/03

**Borehole Depth:** 11.9'

Depth (feet)	Blows per 0.5'	Number	Depth (feet)	% Recovery	Laboratory Sample	Peak PID Reading (ppm)	Well Installation Log	Sample Description
1	NA	S-1	0-4	30	NA	3.7		3" Concrete
2						2.1		Brown Silt, Sand and Gravel, moist (FILL)
3						6.7		Brown to Gray Clayey SILT, moist
4	NA	S-2	4-8	80	NA	29.8		Brown to Gray SAND and GRAVEL, wet
5						313		Brown / Gray Clayey SILT, trace Sand, wet
6						278		
7						553		
8	NA	S-3	8-11.9	40	NA	436		
9						537		
10						22.9		
11								Refusal @ 11.9'
12								
13								
14								
15								
16								
17								
18								
19								
20								

**Day Environmental, Inc.**  
**40 Commercial Street**  
**Rochester, New York 14614**  
**(585) 454-0210**

**BORING NUMBER: TB-25**

**Project:** Anderson Cleaners

**DAY Representative:** D. Peck

**Drilling Contractor:** SLC Environmental Services

**Drilling Rig:** Geoprobe 54LT Track-Mount

**Sampling Method:** Direct Push

**Completion Method:** Backfilled with cuttings

**Project No:** 3292S-03

**Boring Location:** See Site Plan

**Ground Surface Elevation:** NA

**Start Date:** 11/13/03

**Borehole Diameter:** 2.25"

**Water Level:** Not Encountered

**Datum:** NA

**Completion Date:** 11/13/03

**Borehole Depth:** 2.8'

Depth (feet)	Blows per 0.5'	Number	Depth (feet)	% Recovery	Laboratory Sample	Peak PID Reading (ppm)	Well Installation Log	Sample Description
1	NA	S-1	0-2.8	20	NA	3.3		4.5' Concrete
2						7.8		Brown Silt and Gravel (FILL)
3								... Dark Brown Silt
4								Refusal @ 2.8'
5								
6								
7								
8								
9								
10								
11								
12								
13								
14								
15								
16								
17								
18								
19								
20								

**Day Environmental, Inc.**  
**40 Commercial Street**  
**Rochester, New York 14614**  
**(585) 454-0210**

**BORING NUMBER: TB-26 (MW-7)**

**Project:** Anderson Cleaners

**DAY Representative:** D. Peck

**Drilling Contractor:** SLC Environmental Services

**Drilling Rig:** Geoprobe 54LT Track-Mount

**Sampling Method:** Direct Push

**Completion Method:** 1-inch PVC Well Installed

**Project No:** 3292S-03

**Boring Location:** See Site Plan

**Ground Surface Elevation:** NA

**Start Date:** 11/13/03

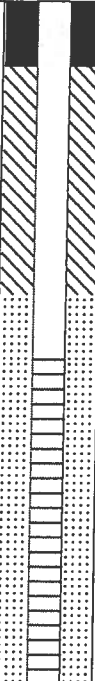


**Borehole Diameter:** 2.25"

**Water Level:**

**Datum:** NA

**Completion Date:** 11/13/03

**Borehole Depth:** 10.5'

Depth (feet)	Blows per 0.5'	Number	Depth (feet)	% Recovery	Laboratory Sample	Peak PID Reading (ppm)	Well Installation Log	Sample Description
1	NA	S-1	0-4	50	NA	8.3		5-inches of Concrete
2						4.2		Brown Silt and Gravel (FILL)
3						18.8		Brown / Gray Clayey SILT, moist
4						66.7		... trace organics at 3.0'
5	NA	S-2	4-8	25	NA	6.8		Gray Course SAND, wet
6						12.3		Brown / Gray Clayey SILT, wet
7						21.7		Brown Silty SAND, wet
8	NA	S-3	8-10.5	NA	NA	171		... becomes medium SAND
9								
10								
11								Refusal @ 10.5'
12								
13								
14								
15								
16								
17								
18								
19								
20								

**Day Environmental, Inc.**  
**40 Commercial Street**  
**Rochester, New York 14614**  
**(585) 454-0210**

**BORING NUMBER: TB-27 (MW-8)**

**Project:** Anderson Cleaners

**DAY Representative:** D. Peck

**Drilling Contractor:** SLC Environmental Services

**Drilling Rig:** Geoprobe 54LT Track-Mount

**Sampling Method:** Direct Push

**Completion Method:** Backfilled with cuttings

**Project No:** 3292S-03

**Boring Location:** See Site Plan

**Ground Surface Elevation:** NA

**Start Date:** 11/13/03

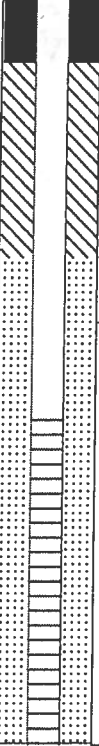
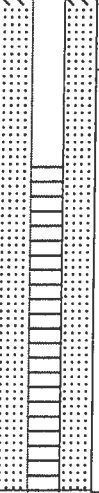
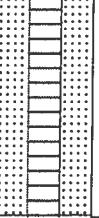
**Borehole Diameter:** 2.25"

**Water Level:**

**Datum:** NA

**Completion Date:** 11/13/03

**Borehole Depth:** 11.5'

Depth (feet)	Blows per 0.5'	Number	Depth (feet)	% Recovery	Laboratory Sample	Peak PID Reading (ppm)	Well Installation Log	Sample Description
1	NA	S-1	0-4	50	NA	0.4		3" Wood Floor 2" Asphalt 3" Concrete
2						0.7		Brown Silt, Sand and Gravel (FILL), moist
3						1.0		Brown / Gray Clayey SILT, little Gravel, moist
4						3.7		Brown/Gray coarse SAND, little Gravel, wet
5	NA	S-2	4-8	70	NA	0.3		Brown / Gray Clayey SILT, wet
6						0.1		
7						0.5		
8						0.0		
9	NA	S-3	8-11.5	70	NA	0.0		... little rounded Gravel
10						0.0		
11						0.0		
12								Refusal @ 11.5'
13								
14								
15								
16								
17								
18								
19								
20								

**TEST BORINGS/MONITORING WELLS**

**PW-2, PW-3**

**10/13/2004**



**Day Environmental, Inc.**  
**40 Commercial Street**  
**Rochester, New York 14614**  
**(585) 454-0210**

**BORING NUMBER: PW-2**

**Project:** 5 Hunt Road, Jamestown, NY

**DAY Representative:** C. Davidson

**Drilling Contractor:** SLC Environmental Services

**Drilling Rig:** Geoprobe 54LT (track mount)

**Sampling Method:** Direct Push

**Completion Method:** 1" PVC Well Installed

**Project No:** 3292S-03

**Boring Location:** See Site Plan

**Ground Surface Elevation:** NA

**Start Date:** 10/13/04

**Borehole Diameter:** 2.25"

**Water Level:** 1.06' (10/21/04)

**Datum:** NA

**Completion Date:** 10/13/04

**Borehole Depth:** 15.3'

Depth (feet)	Blows per 0.5'	Number	Depth (feet)	% Recovery	N-Value or RQD %	Peak PID Reading (ppm)	Well Installation Log	Sample Description
1						0.0		Concrete
2	NA	S-1	0-4	75	NA	0.0		Stone sub-base
3						0.0		Brown to Gray Silty Sand and Gravel, Brick (FILL), moist
4								
5						8.9		Gray Sandy SILT, trace Gravel, wet
6	NA	S-2	4-8	75	NA	11.4		... organic lens (roots), soft
7						23.2		
8								
9						7.3		
10	NA	S-3	8-12	40	NA			
11						40.1		
12								
13	NA	S-4	12-15.3	50	NA	3180		
14						4625		
15								
16								Refusal @ 15.3'
17								
18								
19								
20								

**Day Environmental, Inc.**  
**40 Commercial Street**  
**Rochester, New York 14614**  
**(585) 454-0210**

**BORING NUMBER: PW-3**

**Project:** 5 Hunt Road, Jamestown, NY

**DAY Representative:** C. Davidson

**Drilling Contractor:** SLC Environmental Services

**Drilling Rig:** Geoprobe 54LT (track mount)

**Sampling Method:** Direct Push

**Completion Method:** 1" PVC Well Installed

**Project No:** 3292S-03

**Boring Location:** See Site Plan

**Ground Surface Elevation:** NA

**Start Date:** 10/13/04

**Borehole Diameter:** 2.25"

**Water Level:** 1.72' (10/21/04)

**Datum:** NA

**Completion Date:** 10/13/04

**Borehole Depth:** 15.4'

Depth (feet)	Blows per 0.5'	Number	Depth (feet)	% Recovery	N-Value or RQD %	Peak PID Reading (ppm)	Well Installation Log	Sample Description
1						41.2		Concrete
2	NA	S-1	0-4	20	NA			Stone sub-base
3						391		Gray to brown Sandy Silt and Gravel (FILL), moist
4								... chemical-type odor
5								NOTE: Stone sub-base falling into borehole from underneath concrete surface. Concrete becoming undercut, a disposable point was used to advance boring. This stopped "fall in" and ensured a proper well installation.
6								
7								
8								
9								
10	NA	NA	4-15.4	NA	NA			
11								
12								
13								
14								
15								
16								Refusal @ 15.4'
17								
18								
19								
20								

**TEST BORINGS**  
**TB-100 THRU TB-117**

**2/7/2005**

**Day Environmental, Inc.**  
**40 Commercial Street**  
**Rochester, New York 14614-1008**  
**(585) 454-0210**

**BORING NUMBER: TB-100**

**Project:** 5 Hunt Road, Jamestown, NY

**Project No:** 3563S-04

**DAY Representative:** C. Davidson

**Boring Location:** See Site Plan

**Drilling Contractor:** SLC Environmental Services

**Ground Surface Elevation:** NA

**Datum:** NA

**Drilling Rig:** Geoprobe 54LT

**Start Date:** 2/07/05

**Completion Date:** 2/07/05

**Sampling Method:** Direct Push

**Borehole Diameter:** 2.25"

**Borehole Depth:** 8.0'

**Completion Method:** Backfilled with cuttings

**Water Level:**

Depth (feet)	Blows per 0.5'	Number	Depth (feet)	% Recovery	N-Value or RQD %	Peak PID Reading (ppm)	Well Installation Log	Sample Description
1	NA	S-1	0-4	50	NA	0.0		Brown to Black Sandy Silt, Gravel, trace Clay, wet (FILL)  ... black stained lens ... organic lens (wood decay)
2						12.3		
3						515		
4						36.2		
5	NA	S-2	4-8	100	NA	513		Brown Sandy SILT, wet  ... Gravel lens  ... Gravel lens
6						379		
7						591		
8						320		
9								Boring complete @ 8.0'
10								
11								
12								
13								
14								
15								
16								
17								
18								
19								
20								

**Day Environmental, Inc.**  
**40 Commercial Street**  
**Rochester, New York 14614-1008**  
**(585) 454-0210**

**BORING NUMBER: TB-101**

**Project:** 5 Hunt Road, Jamestown, NY

**DAY Representative:** C. Davidson

**Drilling Contractor:** SLC Environmental Services

**Drilling Rig:** Geoprobe 54LT

**Sampling Method:** Direct Push

**Completion Method:** Backfilled with cuttings

**Project No:** 3563S-04

**Boring Location:** See Site Plan

**Ground Surface Elevation:** NA

**Start Date:** 2/07/05

**Borehole Diameter:** 2.25"

**Water Level:**

**Datum:** NA

**Completion Date:** 2/07/05

**Borehole Depth:** 8.0'

Depth (feet)	Blows per 0.5'	Number	Depth (feet)	% Recovery	N-Value or RQD %	Peak PID Reading (ppm)	Well Installation Log	Sample Description
1						31.4		Brown to Black Sand and Gravel, trace Silt, trace Organics (wood decay), wet (FILL)
2	NA	S-1	0-4	25	NA			
3						49.3		
4								Brown to Gray Clayey SILT, trace Gravel, trace Organics (wood decay), wet
5						391		
6	NA	S-2	4-8	25	NA			
7						229		... Gravel lens
8								Boring complete @ 8.0'
9								
10								
11								
12								
13								
14								
15								
16								
17								
18								
19								
20								

**Day Environmental, Inc.**  
**40 Commercial Street**  
**Rochester, New York 14614-1008**  
**(585) 454-0210**

**BORING NUMBER: TB-102**

**Project:** 5 Hunt Road, Jamestown, NY

**Project No:** 3563S-04

**DAY Representative:** C. Davidson

**Boring Location:** See Site Plan

**Drilling Contractor:** SLC Environmental Services

**Ground Surface Elevation:** NA

**Datum:** NA

**Drilling Rig:** Geoprobe 54LT

**Start Date:** 2/07/05

**Completion Date:** 2/07/05

**Sampling Method:** Direct Push

**Borehole Diameter:** 2.25"

**Borehole Depth:** 8.0'

**Completion Method:** Backfilled with cuttings

**Water Level:**

Depth (feet)	Blows per 0.5'	Number	Depth (feet)	% Recovery	N-Value or RQD %	Peak PID Reading (ppm)	Well Installation Log	Sample Description
1						112		Brown Sandy Gravel, some Organics (wood decay), wet (FILL)
2	NA	S-1	0-4	20	NA			
3						617		
4								... black staining, odor
5						3500		
6	NA	S-2	4-8	50	NA			... black staining, odor
7						719		
8								
9								Boring complete @ 8.0'
10								
11								
12								
13								
14								
15								
16								
17								
18								
19								
20								

**Day Environmental, Inc.**  
**40 Commercial Street**  
**Rochester, New York 14614-1008**  
**(585) 454-0210**

**BORING NUMBER: TB-103**

**Project:** 5 Hunt Road, Jamestown, NY

**DAY Representative:** C. Davidson

**Drilling Contractor:** SLC Environmental Services

**Drilling Rig:** Geoprobe 54LT

**Sampling Method:** Direct Push

**Completion Method:** Backfilled with cuttings

**Project No:** 3563S-04

**Boring Location:** See Site Plan

**Ground Surface Elevation:** NA

**Start Date:** 2/07/05

**Borehole Diameter:** 2.25"

**Water Level:**

**Datum:** NA

**Completion Date:** 2/07/05

**Borehole Depth:** 8.0'

Depth (feet)	Blows per 0.5'	Number	Depth (feet)	% Recovery	N-Value or RQD %	Peak PID Reading (ppm)	Well Installation Log	Sample Description
1						1179		Brown Sand and Gravel, trace Silt, trace Organics (wood decay), wet (FILL)
2	NA	S-1	0-4	50	NA	312		
3						529		
4								Brown to Gray Clayey SILT, trace Gravel, wet  ... Organics (wood decay)
5						2120		
6	NA	S-2	4-8	75	NA	591		
7						712		
8								Boring complete @ 8.0'
9								
10								
11								
12								
13								
14								
15								
16								
17								
18								
19								
20								

**Day Environmental, Inc.**  
**40 Commercial Street**  
**Rochester, New York 14614-1008**  
**(585) 454-0210**

**BORING NUMBER: TB-104**

**Project:** 5 Hunt Road, Jamestown, NY

**DAY Representative:** C. Davidson

**Drilling Contractor:** SLC Environmental Services

**Drilling Rig:** Geoprobe 54LT

**Sampling Method:** Direct Push

**Completion Method:** Backfilled with cuttings

**Project No:** 3563S-04

**Boring Location:** See Site Plan

**Ground Surface Elevation:** NA

**Start Date:** 2/07/05

**Borehole Diameter:** 2.25"

**Water Level:**

**Datum:** NA

**Completion Date:** 2/07/05

**Borehole Depth:** 8.0'

Depth (feet)	Blows per 0.5'	Number	Depth (feet)	% Recovery	N-Value or RQD %	Peak PID Reading (ppm)	Well Installation Log	Sample Description
1	NA	S-1	0-4	50	NA	1179		Brown to Gray Sand and Gravel, trace Silt, trace Organics (wood decay), wet (FILL)
2						2100		
3						NA		S-2
4								
5	1791							
6	553							
7						670		
8								Boring complete @ 8.0'
9								
10								
11								
12								
13								
14								
15								
16								
17								
18								
19								
20								



**Day Environmental, Inc.**  
**40 Commercial Street**  
**Rochester, New York 14614-1008**  
**(585) 454-0210**

**BORING NUMBER: TB-105**

**Project:** 5 Hunt Road, Jamestown, NY

**DAY Representative:** C. Davidson

**Drilling Contractor:** SLC Environmental Services

**Drilling Rig:** Geoprobe 54LT

**Sampling Method:** Direct Push

**Completion Method:** Backfilled with cuttings

**Project No:** 3563S-04

**Boring Location:** See Site Plan

**Ground Surface Elevation:** NA

**Start Date:** 2/07/05

**Borehole Diameter:** 2.25"

**Water Level:**

**Datum:** NA

**Completion Date:** 2/07/05

**Borehole Depth:** 8.0'

Depth (feet)	Blows per 0.5'	Number	Depth (feet)	% Recovery	N-Value or RQD %	Peak PID Reading (ppm)	Well Installation Log	Sample Description	
1	NA	S-1	0-4	10	NA	169		Brown to Gray Sand and Gravel, trace Silt, trace Organics (wood decay), wet (FILL)	
2									
3						109			
4	NA	S-2	4-8	75	NA	120		Brown to Gray Clayey SILT, some Gravel, wet	
5									
6						89.4			
7									
8							Boring complete @ 8.0'		
9									
10									
11									
12									
13									
14									
15									
16									
17									
18									
19									
20									

**Day Environmental, Inc.**  
**40 Commercial Street**  
**Rochester, New York 14614-1008**  
**(585) 454-0210**

**BORING NUMBER: TB-106**

**Project:** 5 Hunt Road, Jamestown, NY

**DAY Representative:** C. Davidson

**Drilling Contractor:** SLC Environmental Services

**Drilling Rig:** Geoprobe 54LT

**Sampling Method:** Direct Push

**Completion Method:** Backfilled with cuttings

**Project No:** 3563S-04

**Boring Location:** See Site Plan

**Ground Surface Elevation:** NA

**Start Date:** 2/07/05

**Borehole Diameter:** 2.25"

**Water Level:**

**Datum:** NA

**Completion Date:** 2/07/05

**Borehole Depth:** 8.0'

Depth (feet)	Blows per 0.5'	Number	Depth (feet)	% Recovery	N-Value or RQD %	Peak PID Reading (ppm)	Well Installation Log	Sample Description
1						1069		Brown to Black Sand and Gravel, trace Silt, trace Organics (wood decay), wet (FILL)
2	NA	S-1	0-4	10	NA			
3						875		Brown to Gray Clayey SILT, some Gravel, wet
4								
5						1341		
6	NA	S-2	4-8	75	NA			
7						697		
8								Boring complete @ 8.0'
9								
10								
11								
12								
13								
14								
15								
16								
17								
18								
19								
20								

**Day Environmental, Inc.**  
**40 Commercial Street**  
**Rochester, New York 14614-1008**  
**(585) 454-0210**

**BORING NUMBER: TB-107**

**Project:** 5 Hunt Road, Jamestown, NY

**DAY Representative:** C. Davidson

**Drilling Contractor:** SLC Environmental Services

**Drilling Rig:** Geoprobe 54LT

**Sampling Method:** Direct Push

**Completion Method:** Backfilled with cuttings

**Project No:** 3563S-04

**Boring Location:** See Site Plan

**Ground Surface Elevation:** NA

**Start Date:** 2/07/05

**Borehole Diameter:** 2.25"

**Water Level:**

**Datum:** NA

**Completion Date:** 2/07/05

**Borehole Depth:** 8.0'

Depth (feet)	Blows per 0.5'	Number	Depth (feet)	% Recovery	N-Value or RQD %	Peak PID Reading (ppm)	Well Installation Log	Sample Description
1						169		Brown to Black Sand and Gravel, trace Silt, trace Organics (wood decay), wet (FILL)
2	NA	S-1	0-4	75	NA	212		
3						240		
4								Brown Clayey SILT, trace Gravel, wet
5						191		
6	NA	S-2	4-8	75	NA			
7						103		
8								Boring complete @ 8.0'
9								
10								
11								
12								
13								
14								
15								
16								
17								
18								
19								
20								

**Day Environmental, Inc.**  
**40 Commercial Street**  
**Rochester, New York 14614-1008**  
**(585) 454-0210**

**BORING NUMBER: TB-108**

**Project:** 5 Hunt Road, Jamestown, NY

**DAY Representative:** C. Davidson

**Drilling Contractor:** SLC Environmental Services

**Drilling Rig:** Geoprobe 54LT

**Sampling Method:** Direct Push

**Completion Method:** Backfilled with cuttings

**Project No:** 3563S-04

**Boring Location:** See Site Plan

**Ground Surface Elevation:** NA

**Start Date:** 2/07/05

**Borehole Diameter:** 2.25"

**Water Level:**

**Datum:** NA

**Completion Date:** 2/07/05

**Borehole Depth:** 8.0'

Depth (feet)	Blows per 0.5'	Number	Depth (feet)	% Recovery	N-Value or RQD %	Peak PID Reading (ppm)	Well Installation Log	Sample Description
1	NA	S-1	0-4	25	NA	60.9		Brown to Black Sand and Gravel, trace Silt, trace Organics (wood decay), wet (FILL)
2						53.4		
3						50.9		Brown Clayey SILT, trace Gravel, trace Organics (wood decay), wet
4	NA	S-2	4-8	50	NA	31.3		
5								
6								
7								
8								
9								Boring complete @ 8.0'
10								
11								
12								
13								
14								
15								
16								
17								
18								
19								
20								

**Day Environmental, Inc.**  
**40 Commercial Street**  
**Rochester, New York 14614-1008**  
**(585) 454-0210**

**BORING NUMBER: TB-109**

**Project:** 5 Hunt Road, Jamestown, NY

**DAY Representative:** C. Davidson

**Drilling Contractor:** SLC Environmental Services

**Drilling Rig:** Geoprobe 54LT

**Sampling Method:** Direct Push

**Completion Method:** Backfilled with cuttings

**Project No:** 3563S-04

**Boring Location:** See Site Plan

**Ground Surface Elevation:** NA

**Start Date:** 2/07/05

**Borehole Diameter:** 2.25"

**Water Level:**

**Datum:** NA

**Completion Date:** 2/07/05

**Borehole Depth:** 8.0'

Depth (feet)	Blows per 0.5'	Number	Depth (feet)	% Recovery	N-Value or RQD %	Peak PID Reading (ppm)	Well Installation Log	Sample Description
1						65		Brown to Black Sand and Gravel, trace Silt, trace Organics (wood decay), wet (FILL)
2	NA	S-1	0-4	75	NA	194		
3						1031		Brown to Gray Clayey SILT, trace Gravel, trace Organics (wood decay), wet
4								
5						1209		
6	NA	S-2	4-8	75	NA	515		
7						791		
8								Boring complete @ 8.0'
9								
10								
11								
12								
13								
14								
15								
16								
17								
18								
19								
20								

**Day Environmental, Inc.**  
**40 Commercial Street**  
**Rochester, New York 14614-1008**  
**(585) 454-0210**

**BORING NUMBER: TB-110**

**Project:** 5 Hunt Road, Jamestown, NY

**DAY Representative:** C. Davidson

**Drilling Contractor:** SLC Environmental Services

**Drilling Rig:** Geoprobe 54LT

**Sampling Method:** Direct Push

**Completion Method:** Backfilled with cuttings

**Project No:** 3563S-04

**Boring Location:** See Site Plan

**Ground Surface Elevation:** NA

**Start Date:** 2/07/05

**Borehole Diameter:** 2.25"

**Water Level:**

**Datum:** NA

**Completion Date:** 2/07/05

**Borehole Depth:** 8.0'

Depth (feet)	Blows per 0.5'	Number	Depth (feet)	% Recovery	N-Value or RQD %	Peak PID Reading (ppm)	Well Installation Log	Sample Description
1	NA	S-1	0-4	50	NA	104		Brown to Black Sand and Gravel, trace Silt, trace Organics (wood decay), wet (FILL)
2						34.3		
3						41.4		
4	NA	S-2	4-8	50	NA	109		Brown to Gray Clayey SILT, trace Gravel, trace Organics, wet
5								
6						152		
7						210		
8								Boring complete @ 8.0'
9								
10								
11								
12								
13								
14								
15								
16								
17								
18								
19								
20								

**Day Environmental, Inc.**  
**40 Commercial Street**  
**Rochester, New York 14614-1008**  
**(585) 454-0210**

**BORING NUMBER: TB-111**

**Project:** 5 Hunt Road, Jamestown, NY

**DAY Representative:** C. Davidson

**Drilling Contractor:** SLC Environmental Services

**Drilling Rig:** Geoprobe 54LT

**Sampling Method:** Direct Push

**Completion Method:** Backfilled with cuttings

**Project No:** 3563S-04

**Boring Location:** See Site Plan

**Ground Surface Elevation:** NA

**Start Date:** 2/07/05

**Borehole Diameter:** 2.25"

**Water Level:**

**Datum:** NA

**Completion Date:** 2/07/05

**Borehole Depth:** 8.0'

Depth (feet)	Blows per 0.5'	Number	Depth (feet)	% Recovery	N-Value or RQD %	Peak PID Reading (ppm)	Well Installation Log	Sample Description
1						81.2		Black to Brown Sand and Gravel, trace Silt, trace Organics (wood decay), wet (FILL)
2	NA	S-1	0-4	50	NA	103		... Gravel lens
3						3516		... black staining
4								Brown to Gray Clayey SILT, trace Gravel, wet
5						2714		
6	NA	S-2	4-8	50	NA			
7						917		
8								Boring complete @ 8.0'
9								
10								
11								
12								
13								
14								
15								
16								
17								
18								
19								
20								

**Day Environmental, Inc.**  
**40 Commercial Street**  
**Rochester, New York 14614-1008**  
**(585) 454-0210**

**BORING NUMBER: TB-112**

**Project:** 5 Hunt Road, Jamestown, NY

**DAY Representative:** C. Davidson

**Drilling Contractor:** SLC Environmental Services

**Drilling Rig:** Geoprobe 54LT

**Sampling Method:** Direct Push

**Completion Method:** Backfilled with cuttings

**Project No:** 3563S-04

**Boring Location:** See Site Plan

**Ground Surface Elevation:** NA

**Start Date:** 2/07/05

**Borehole Diameter:** 2.25"

**Water Level:**

**Datum:** NA

**Completion Date:** 2/07/05

**Borehole Depth:** 8.0'

Depth (feet)	Blows per 0.5'	Number	Depth (feet)	% Recovery	N-Value or RQD %	Peak PID Reading (ppm)	Well Installation Log	Sample Description
1						64.1		Brown to Black Sand and Gravel, trace Silt, trace Organics (wood decay), wet (FILL)
2	NA	S-1	0-4	50	NA	110		
3						51.3		... black staining
4								Brown Clayey SILT, trace Gravel, wet
5						47.3		
6	NA	S-2	4-8	100	NA	18.3		
7						20.1		
8								
9								Boring complete @ 8.0'
10								
11								
12								
13								
14								
15								
16								
17								
18								
19								
20								



**Day Environmental, Inc.**  
**40 Commercial Street**  
**Rochester, New York 14614-1008**  
**(585) 454-0210**

**BORING NUMBER: TB-113**

**Project:** 5 Hunt Road, Jamestown, NY

**DAY Representative:** C. Davidson

**Drilling Contractor:** SLC Environmental Services

**Drilling Rig:** Geoprobe 54LT

**Sampling Method:** Direct Push

**Completion Method:** Backfilled with cuttings

**Project No:** 3563S-04

**Boring Location:** See Site Plan

**Ground Surface Elevation:** NA

**Start Date:** 2/07/05

**Borehole Diameter:** 2.25"

**Water Level:**

**Datum:** NA

**Completion Date:** 2/07/05

**Borehole Depth:** 8.0'

Depth (feet)	Blows per 0.5'	Number	Depth (feet)	% Recovery	N-Value or RQD %	Peak PID Reading (ppm)	Well Installation Log	Sample Description
1						7.5		Brown to Black Sand and Gravel, trace Silt, trace Organics, wet (FILL)
2	NA	S-1	0-4	75	NA	1.2		
3						3.0		
4								Brown to Gray Clayey SILT, trace Gravel, Organics  ... Frequent Organics (peat moss) 5.5' to 8.0'
5						128		
6	NA	S-2	4-8	75	NA	141		
7						233		
8								Boring complete @ 8.0'
9								
10								
11								
12								
13								
14								
15								
16								
17								
18								
19								
20								

**Day Environmental, Inc.**  
**40 Commercial Street**  
**Rochester, New York 14614-1008**  
**(585) 454-0210**

**BORING NUMBER: TB-114**

**Project:** 5 Hunt Road, Jamestown, NY

**DAY Representative:** C. Davidson

**Drilling Contractor:** SLC Environmental Services

**Drilling Rig:** Geoprobe 54LT

**Sampling Method:** Direct Push

**Completion Method:** Backfilled with cuttings

**Project No:** 3563S-04

**Boring Location:** See Site Plan

**Ground Surface Elevation:** NA

**Start Date:** 2/07/05

**Borehole Diameter:** 2.25"

**Water Level:**

**Datum:** NA

**Completion Date:** 2/07/05

**Borehole Depth:** 8.0'

Depth (feet)	Blows per 0.5'	Number	Depth (feet)	% Recovery	N-Value or RQD %	Peak PID Reading (ppm)	Well Installation Log	Sample Description
1						5.3		Brown to Black Sand and Gravel, trace Silt, wet (FILL)
2	NA	S-1	0-4	25	NA	7.1		... Gravel lens
3						9.4		Brown to Gray Clayey SILT, trace Gravel, wet
4								
5						372		
6	NA	S-2	4-8	75	NA	351		
7						519		
8								
9								Boring complete @ 8.0'
10								
11								
12								
13								
14								
15								
16								
17								
18								
19								
20								

**Day Environmental, Inc.**  
**40 Commercial Street**  
**Rochester, New York 14614-1008**  
**(585) 454-0210**

**BORING NUMBER: TB-115**

**Project:** 5 Hunt Road, Jamestown, NY

**DAY Representative:** C. Davidson

**Drilling Contractor:** SLC Environmental Services

**Drilling Rig:** Geoprobe 54LT

**Sampling Method:** Direct Push

**Completion Method:** Backfilled with cuttings

**Project No:** 3563S-04

**Boring Location:** See Site Plan

**Ground Surface Elevation:** NA

**Start Date:** 2/07/05

**Borehole Diameter:** 2.25"

**Water Level:**

**Datum:** NA

**Completion Date:** 2/07/05

**Borehole Depth:** 11.8'

Depth (feet)	Blows per 0.5'	Number	Depth (feet)	% Recovery	N-Value or RQD %	Peak PID Reading (ppm)	Well Installation Log	Sample Description
1	NA	S-1	0-4	50	NA	0.0		Brown Sandy Silt, trace Gravel, intermixed Bricks, Organics (roots), wet
2						0.0		
3						0.0		
4						14.3		
5	NA	S-2	4-8	75	NA	0.7		Brown to Gray Clayey SILT, trace Gravel, wet
6						91.3		
7						4.1		
8								
9	NA	S-3	8-11.8	75	NA	7.3		... slight chemical odor
10						10.1		
11						191		
12								
13								Refusal at 11.8'
14								
15								
16								
17								
18								
19								
20								

**Day Environmental, Inc.**  
**40 Commercial Street**  
**Rochester, New York 14614-1008**  
**(585) 454-0210**

**BORING NUMBER: TB-116**

**Project:** 5 Hunt Road, Jamestown, NY

**DAY Representative:** C. Davidson

**Drilling Contractor:** SLC Environmental Services

**Drilling Rig:** Geoprobe 54LT

**Sampling Method:** Direct Push

**Completion Method:** Backfilled with cuttings

**Project No:** 3563S-04

**Boring Location:** See Site Plan

**Ground Surface Elevation:** NA

**Start Date:** 2/07/05

**Borehole Diameter:** 2.25"

**Water Level:**

**Datum:** NA

**Completion Date:** 2/07/05

**Borehole Depth:** 14.2'

Depth (feet)	Blows per 0.5'	Number	Depth (feet)	% Recovery	N-Value or RQD %	Peak PID Reading (ppm)	Well Installation Log	Sample Description
1	NA	S-1	0-4	50	NA	0.0		Brown Sandy Silt, trace Gravel, Brick fragments, trace Organics (roots), wet
2						0.0		
3						0.0		
4						14.8		
5	NA	S-2	4-8	75	NA	5.3		Gray to Brown Clayey SILT, trace Gravel, wet
6						4.9		
7						7.1		
8								
9	NA	S-3	8-12	100	NA	0.0		... Gray
10						0.0		
11						0.0		
12								
13	NA	S-4	12-14.2	100	NA	0.0		... Gravel lens
14						0.0		
15								Refusal at 14.2'
16								
17								
18								
19								
20								

**Day Environmental, Inc.**  
**40 Commercial Street**  
**Rochester, New York 14614-1008**  
**(585) 454-0210**

**BORING NUMBER: TB-117**

**Project:** 5 Hunt Road, Jamestown, NY

**DAY Representative:** C. Davidson

**Drilling Contractor:** SLC Environmental Services

**Drilling Rig:** Geoprobe 54LT

**Sampling Method:** Direct Push

**Completion Method:** Backfilled with cuttings

**Project No:** 3563S-04

**Boring Location:** See Site Plan

**Ground Surface Elevation:** NA

**Start Date:** 2/07/05

**Borehole Diameter:** 2.25"

**Water Level:**

**Datum:** NA

**Completion Date:** 2/07/05

**Borehole Depth:** 8.0'

Depth (feet)	Blows per 0.5'	Number	Depth (feet)	% Recovery	N-Value or RQD %	Peak PID Reading (ppm)	Well Installation Log	Sample Description
1	NA	S-1	0-4	50	NA	0.0		Brown Sandy Silt, trace Gravel, Brick fragments, trace Organics (roots), wet
2						0.0		
3						0.0		
4						0.0		
5	NA	S-2	4-8	100	NA	0.0		Gray to Brown Clayey SILT, trace Gravel, wet
6						0.0		
7						0.0		
8						0.0		
9								Refusal at 8.0'
10								
11								
12								
13								
14								
15								
16								
17								
18								
19								
20								

**TEST BORINGS**

**B-1 THRU B-11**

**MONITORING WELLS**

**MW-01 THRU MW-08**

**5/2/2005 THRU 5/23/2005**



DAY ENVIRONMENTAL, INC.

ENVIRONMENTAL CONSULTANTS

AN AFFILIATE OF DAY ENGINEERING, P.C.

Project #: 3563S-04  
Project Address: 5 Hunt Road  
Jamestown, NY  
DAY Representative: C. Davidson  
Drilling Contractor: SJB Services  
Sampling Method: 2' Split Spoon

TEST BORING NO. B-1

Ground Elevation: 102.02 Datum: Site Datum  
Date Started: 5/2/2005 Date Ended: 5/2/2005  
Borehole Depth: 19.0' Borehole Diameter: 8.0"  
Completion Method: ☒ Well Installed ☐ Backfilled with Grout ☐ Backfilled with Cuttings  
MW-01

Page 1 of 2

Depth (ft)	Blows per 0.5 ft	Sample Number	Sample Depth (ft)	% Recovery	N-Value or RQD %	PID Reading (ppm)	Sample Description	Notes
1	1						TOPSOIL	
1	2	S-1	0-2	17	4	0.0	Very loose, light brown, Sandy SILT, trace Clay, fine Gravel, Organics (roots), moist	1
2	3							2
3	1	S-2	2-4	17	3	0.0		3
4	2							4
5	5						...Rock fragment (>2") in split spoon	5
6	4	S-3	4-6	42	25	0.0	...Medium dense	6
7	12						Very stiff, brown Clayey SILT, trace coarse Gravel, moist	7
8	17	S-4	6-8	17	29	0.0		8
9	12							9
10	10							10
11	4	S-5	8-10	71	15	0.0		11
12	9							12
13	6						...wet	13
14	9							14
15	2	S-6	10-12	63	18	0.0		15
16	7						...light brown, mottled with gray	16
17	11							
18	14							
19	10	S-7	12-14	75	20	0.0		
20	10							
21	12							
22	4							
23	12	S-8	14-16	50	37	0.0		
24	25							
25	37						...Rock fragment (>2") in split spoon	

Notes: 1) Water level observations were made at the times and under conditions stated. Fluctuations of groundwater levels may occur due to seasonal factors and other conditions.  
2) Stratification lines represent approximate boundaries. Transitions may be gradual.  
3) PID readings are referenced to a benzene standard measured in the headspace above the sample using a Minikae 2000 equipped with a 10.6 eV lamp.  
4) NA = Not Available or Not Applicable

TEST BORING NO. B-1

40 COMMERCIAL STREET  
ROCHESTER, NEW YORK 14614-1008  
(585) 454-0210  
FAX (585) 454-0825

www.dayenvironmental.com

NEW YORK, NEW YORK 10165-1617  
(212) 986-8645  
FAX (212) 986-8657



DAY ENVIRONMENTAL, INC.

ENVIRONMENTAL CONSULTANTS

AN AFFILIATE OF DAY ENGINEERING, P.C.

Project #: 3563S-04  
Project Address: 5 Hunt Road  
Jamestown, NY  
DAY Representative: C. Davidson  
Drilling Contractor: SJB Services  
Sampling Method: 2' Split Spoon

TEST BORING NO. B-1

Page 2 of 2

Ground Elevation: 102.02 Datum: Site Datum  
Date Started: 5/2/2005 Date Ended: 5/2/2005  
Borehole Depth: 19.0' Borehole Diameter: 8.0"  
Completion Method: ☒ Well Installed ☐ Backfilled with Grout ☐ Backfilled with Cuttings  
MW-01

Depth (ft)	Blows per 0.5 ft	Sample Number	Sample Depth (ft)	% Recovery	N-Value or RQD%	PID Reading (ppm)	Sample Description	Notes
17	14	S-9	16-18	67	31	0.0	Hard, brown Clayey SILT, trace coarse Gravel, wet	17
	10							
	21							
18	50/4	S-10	18-19	42	N/A	0.0	...red brown	18
	17							
	50/3							
19							Split spoon refusal @ 18.8'; augered to 19.0'	19

Notes: 1) Water level observations were made at the times and under conditions stated. Fluctuations of groundwater levels may occur due to seasonal factors and other conditions.  
2) Stratification lines represent approximate boundaries. Transitions may be gradual.  
3) PID readings are referenced to a benzene standard measured in the headspace above the sample using a MiniRae 2000 equipped with a 10.6 eV lamp.  
4) NA = Not Available or Not Applicable

TEST BORING NO. B-1

40 COMMERCIAL STREET  
ROCHESTER, NEW YORK 14614-1008  
(585) 454-0210  
FAX (585) 454-0825

www.dayenvironmental.com

NEW YORK, NEW YORK 10165-1617  
(212) 986-8645  
FAX (212) 986-8657





AN AFFILIATE OF DAY ENGINEERING, P.C

## MONITORING WELL INSTALLATION LOG

Page 1 of 1

**MONITORING WELL NO. MW-01**

Refer to Test Boring Log B-1 for Soil Description

← Flush Mounted RoadBox  
 \_\_\_\_\_ Depth to Top of Riser Pipe (ft)  
2.0 \_\_\_\_\_ Depth to Bottom of Cement Surface Patch (ft)  
 Backfill Type Grout (2.0' to 8.0')  
 \_\_\_\_\_  
8.0 \_\_\_\_\_ Depth to Top of Bentonite Seal (ft)  
11.0 \_\_\_\_\_ Depth to Bottom of Bentonite Seal (ft)  
 \_\_\_\_\_  
13.0 \_\_\_\_\_ Depth to Top of Well Screen (ft)  
 \_\_\_\_\_  
8.0 \_\_\_\_\_ Diameter of Borehole (in)  
 \_\_\_\_\_  
 Backfill Type SAND  
 \_\_\_\_\_  
2.0 \_\_\_\_\_ Inside Diameter of Well (in)  
 \_\_\_\_\_  
 Type of Pipe PVC  
 Screen slot size 0.01 mm  
 \_\_\_\_\_  
18.0 \_\_\_\_\_ Depth to Bottom of Well Screen (ft)  
19.0 \_\_\_\_\_ Depth of Borehole (ft)

**Notes:**

Notes: 1) Water level observations were made at the times and under conditions stated. Fluctuations of groundwater levels may occur due to seasonal factors and other conditions.  
2) NA = Not Available or Not Applicable

**MONITORING WELL NO. MW-01**

NEW YORK, NEW YORK 10165-1617  
(212) 986-8645  
FAX (212) 986-8657



DAY ENVIRONMENTAL, INC.

ENVIRONMENTAL CONSULTANTS

AN AFFILIATE OF DAY ENGINEERING, P.C.

Project #: 3563S-04  
Project Address: 5 Hunt Road  
Jamestown, NY  
DAY Representative: C. Davidson  
Drilling Contractor: SJB Services  
Sampling Method: 2' Split Spoon

TEST BORING NO. B-2

Page 1 of 2

Ground Elevation: 99.39 Datum: Site Datum  
Date Started: 5/6/2005 Date Ended: 5/6/2005  
Borehole Depth: ~21.5' Borehole Diameter: 8.0"  
Completion Method: ☒ Well Installed ☐ Backfilled with Grout ☐ Backfilled with Cuttings  
MW-02

Depth (ft)	Blows per 0.5 ft	Sample Number	Sample Depth (ft)	% Recovery	N-Value or RQD%	PID Reading (ppm)	Sample Description	Notes
1	3	S-1	0-2	17	2	0.8	Very loose, brown sand and gravel, wet (FILL)	Standing water at surface
2	1							
3	1	S-2	2-4	0	2	N/A		
4	1						Loose gray-brown, re-worked fine Gravel (rounded), some Sand, moist (FILL)	
5	2	S-3	4-6	38	6	6.0		
6	4							
7	6	S-4	6-8	58	9	4.7		
8	3						...wet	
9	5	S-5	8-10	67	7	0.9		
10	3							
11	4	S-6	10-12	63	7	24.1	Loose brown Sandy SILT, little fine Gravel, wet	
12	4							
13	5	S-7	12-14	92	25	238	...Medium dense	
14	10							
15	17	S-8	14-16	42	26	3914	Very stiff, brown-gray Clayey SILT, little Gravel (rounded and angular), wet	...hydrophobic dye confirms NAPL presence
16	6							

Notes: 1) Water level observations were made at the times and under conditions stated. Fluctuations of groundwater levels may occur due to seasonal factors and other conditions.  
2) Stratification lines represent approximate boundaries. Transitions may be gradual.  
3) PID readings are referenced to a benzene standard measured in the headspace above the sample using a MiniRae 3000 equipped with a 10.6 eV lamp.  
4) NA = Not Available or Not Applicable

TEST BORING NO. B-2

40 COMMERCIAL STREET  
ROCHESTER, NEW YORK 14614-1008  
(585) 454-0210  
FAX (585) 454-0825

www.dayenvironmental.com

NEW YORK, NEW YORK 10165-1617  
(212) 986-8645  
FAX (212) 986-8657



DAY ENVIRONMENTAL, INC.

ENVIRONMENTAL CONSULTANTS

AN AFFILIATE OF DAY ENGINEERING, P.C.

Project #: 3563S-04  
Project Address: 5 Hunt Road  
Jamestown, NY  
DAY Representative: C. Davidson  
Drilling Contractor: SJB Services  
Sampling Method: 2' Split Spoon

TEST BORING NO. B-2

Ground Elevation: 99.39 Datum: Site Datum  
Date Started: 5/6/2005 Date Ended: 5/6/2005  
Borehole Depth: ~21.5' Borehole Diameter: 8.0"  
Completion Method: ☒ Well Installed ☐ Backfilled with Grout ☐ Backfilled with Cuttings  
MW-02

Page 2 of 2

Depth (ft)	Blows per 0.5 ft.	Sample Number	Sample Depth (ft)	% Recovery	N-Value or RQD%	PID Reading (ppm)	Sample Description	Notes
17	10	S-9	16-18	33	23	3512	...chemical-type odor	17 ...hydrophobic dye confirms NAPL presence
17	7							
17	17							
18	15	S-10	18-19.5	56	46	999+		18
18	7							
19	17						...Hard, visible NAPL	
19	29	50/1						19
20	50/1						Split spoon refusal @ 19.6'	
20								
21							Roller bit to 21.5 ft. to set monitoring well sump.	20
21								
21								
22							Bottom of boring 21.5 ft.	21
22								
22								

Notes: 1) Water level observations were made at the times and under conditions stated. Fluctuations of groundwater levels may occur due to seasonal factors and other conditions.  
2) Stratification lines represent approximate boundaries. Transitions may be gradual.  
3) PID readings are referenced to a benzene standard measured in the headspace above the sample using a Minitae 2000 equipped with a 10.6 eV lamp.  
4) NA = Not Available or Not Applicable

TEST BORING NO. B-2

40 COMMERCIAL STREET  
ROCHESTER, NEW YORK 14614-1008  
(585) 454-0210  
FAX (585) 454-0825

www.dayenvironmental.com

NEW YORK, NEW YORK 10165-1617  
(212) 986-8645  
FAX (212) 986-8657



DAY ENVIRONMENTAL, INC.

ENVIRONMENTAL CONSULTANTS

AN AFFILIATE OF DAY ENGINEERING, P.C.

MONITORING WELL INSTALLATION LOG

Project #: 3563S-04  
Project Address: 5 Hunt Road  
Jamestown, New York  
DAY Representative: C. Davidson  
Drilling Contractor: SJB Services

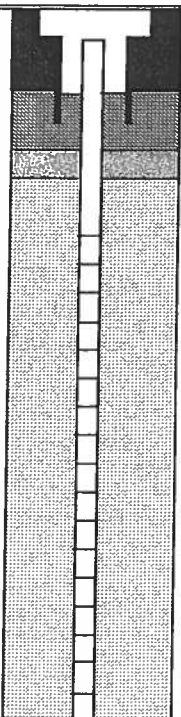
Ground Elevation: 99.39  
Date Started: 5/6/2005

Datum: Site Datum  
Date Ended: 5/6/2005

MONITORING WELL NO. MW-02

Page 1 of 1

Refer to Test Boring Log B-1 for Soil Description



← Flush Mounted Roadbox  
Depth to Top of Riser Pipe (ft)  
2.0 Depth to Bottom of Cement Surface Patch (ft)  
Backfill Type Grout (2.0' to 7.0')  
7.0 Depth to Top of Bentonite Seal (ft)  
12.0 Depth to Bottom of Bentonite Seal (ft)  
14.5 Depth to Top of Well Screen (ft)  
8.0 Diameter of Borehole (in)  
Backfill Type SAND  
2.0 Inside Diameter of Well (in)  
Type of Pipe Stainless Steel  
Screen slot size 0.01 mm  
19.5 Depth to Bottom of Well Screen (ft)  
-21.5 Depth of Borehole (ft)

Notes: 2' solid sump was added to the bottom of the screen 19.5' to 21.5'.

Notes: 1) Water level observations were made at the times and under conditions stated. Fluctuations of groundwater levels may occur due to seasonal factors and other conditions.  
2) NA = Not Available or Not Applicable

MONITORING WELL NO. MW-02

40 COMMERCIAL STREET  
ROCHESTER, NEW YORK 14614-1008  
(585) 454-0210  
FAX (585) 454-0825

www.dayenvironmental.com

NEW YORK, NEW YORK 10165-1617  
(212) 986-8645  
FAX (212) 986-8657



DAY ENVIRONMENTAL, INC.

ENVIRONMENTAL CONSULTANTS

AN AFFILIATE OF DAY ENGINEERING, P.C.

Project #: 3563S-04  
Project Address: 5 Hunt Road  
Jamestown, NY  
DAY Representative: C. Davidson  
Drilling Contractor: SJB Services  
Sampling Method: 2' Split Spoon

TEST BORING NO. B-3

Ground Elevation: 97.56 Datum: Site Datum  
Date Started: 5/5/2005 Date Ended: 5/5/2005  
Borehole Depth: 21.1' Borehole Diameter: 8.0"  
Completion Method: ☒ Well Installed ☐ Backfilled with Grout ☐ Backfilled with Cuttings  
MW-03

Page 1 of 2

Depth (ft)	Blows per 0.5 ft.	Sample Number	Sample Depth (ft)	% Recovery	N-Value or RQD%	PID Reading (ppm)	Sample Description	Notes
1	5	S-1	0-2	42	10	345	Loose brown-black Sandy Silt intermixed with trace Concrete, Brick, Asphalt, Gravel, moist (FILL)	1
2	3						...chemical type odor	2
3	2	S-2	2-4	29	5	507		3
4	3							4
5	1	S-3	4-6	63	4	204	Medium dense, brown-gray Sandy SILT, trace fine Gravel (rounded), moist	5
6	3							6
7	5	S-4	6-8	100	10	30.3		7
8	5						...wet, no odors	8
9	2	S-5	8-10	50	18	N/A	...seam of fine Gravel	9
10	6							10
11	12	S-6	10-12	58	23	16.4		11
12	9							12
13	12	S-7	12-14	50	11	4.7		13
14	5							14
15	6	S-8	14-16	17	24	14.8		15
16	8							16

Notes: 1) Water level observations were made at the times and under conditions stated. Fluctuations of groundwater levels may occur due to seasonal factors and other conditions.  
2) Stratification lines represent approximate boundaries. Transitions may be gradual.  
3) PID readings are referenced to a benzene standard measured in the headspace above the sample using a Minirae 2000 equipped with a 10.6 eV lamp.  
4) NA = Not Available or Not Applicable

TEST BORING NO. B-3

40 COMMERCIAL STREET  
ROCHESTER, NEW YORK 14614-1008  
(585) 454-0210  
FAX (585) 454-0825

www.dayenvironmental.com

NEW YORK, NEW YORK 10165-1617  
(212) 986-8645  
FAX (212) 986-8657



DAY ENVIRONMENTAL, INC.

ENVIRONMENTAL CONSULTANTS

AN AFFILIATE OF DAY ENGINEERING, P.C.

Project #: 3563S-04  
Project Address: 5 Hunt Road  
Jamestown, NY  
DAY Representative: C. Davidson  
Drilling Contractor: SJB Services  
Sampling Method: 2" Split Spoon

TEST BORING NO. B-3

Page 2 of 2

Ground Elevation: 97.56 Datum: Site Datum  
Date Started: 5/5/2005 Date Ended: 5/5/2005  
Borehole Depth: 21.1' Borehole Diameter: 8.0"  
Completion Method: ☒ Well Installed ☐ Backfilled with Grout ☐ Backfilled with Cuttings  
MW-03

Depth (ft)	Blows per 0.5 ft	Sample Number	Sample Depth (ft)	% Recovery	N-Value or RQD%	PID Reading (ppm)	Sample Description	Notes
17	7	S-9	16-18	33	14	2.6	Stiff, gray-green, Clayey SILT, trace fine Gravel, wet	17
8	6							
10	8						...Shale fragments	18
18	8	S-10	18-20	63	38	5.9	...Hard	19
24	14							
19	18							20
20	20	S-11	20-21	42	30+	6.3		21
32								
21	50/1						Split spoon refusal @ 21.1'	

Notes: 1) Water level observations were made at the times and under conditions stated. Fluctuations of groundwater levels may occur due to seasonal factors and other conditions.  
2) Stratification lines represent approximate boundaries. Transitions may be gradual.  
3) PID readings are referenced to a benzene standard measured in the headspace above the sample using a MiniRae 2000 equipped with a 10.6 eV lamp.  
4) NA = Not Available or Not Applicable

TEST BORING NO. B-3

40 COMMERCIAL STREET  
ROCHESTER, NEW YORK 14614-1008  
(585) 454-0210  
FAX (585) 454-0825

www.dayenvironmental.com

NEW YORK, NEW YORK 10165-1617  
(212) 986-8645  
FAX (212) 986-8657



DAY ENVIRONMENTAL, INC.

ENVIRONMENTAL CONSULTANTS

AN AFFILIATE OF DAY ENGINEERING, P.C.

MONITORING WELL INSTALLATION LOG

Project #: 3563S-04  
Project Address: 5 Hunt Road  
Jamestown, New York  
DAY Representative: C. Davidson  
Drilling Contractor: SJB Services

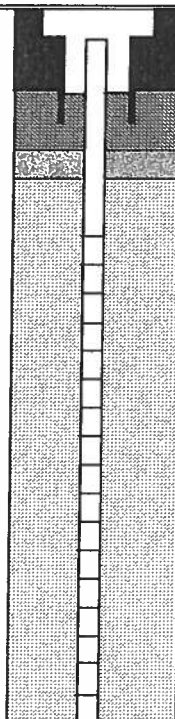
MONITORING WELL NO. MW-03

Ground Elevation: 97.56  
Date Started: 5/5/2005

Datum: Site Datum  
Date Ended: 5/5/2005

Page 1 of 1

Refer to Test Boring Log B-1 for Soil Description



← Flush Mounted Roadbox  
Depth to Top of Riser Pipe (ft)  
2.0 Depth to Bottom of Cement Surface Patch (ft)  
Backfill Type Grout (2.0' to 8.0')  
8.0 Depth to Top of Bentonite Seal (ft)  
13.0 Depth to Bottom of Bentonite Seal (ft)  
16.0 Depth to Top of Well Screen (ft)  
8.0 Diameter of Borehole (in)  
Backfill Type SAND  
2.0 Inside Diameter of Well (in)  
Type of Pipe PVC  
Screen slot size 0.01 mm  
21.0 Depth to Bottom of Well Screen (ft)  
21.1 Depth of Borehole (ft)

Notes:

- Notes: 1) Water level observations were made at the times and under conditions stated. Fluctuations of groundwater levels may occur due to seasonal factors and other conditions.  
2) NA = Not Available or Not Applicable

MONITORING WELL NO. MW-03

40 COMMERCIAL STREET  
ROCHESTER, NEW YORK 14614-1008  
(585) 454-0210  
FAX (585) 454-0825

www.dayenvironmental.com

NEW YORK, NEW YORK 10165-1617  
(212) 986-8645  
FAX (212) 986-8657



DAY ENVIRONMENTAL, INC.

ENVIRONMENTAL CONSULTANTS

AN AFFILIATE OF DAY ENGINEERING, P.C.

Project #: 3563S-04  
Project Address: 5 Hunt Road  
Jamestown, NY  
DAY Representative: C. Davidson  
Drilling Contractor: SJB Services  
Sampling Method: 2" Split Spoon

TEST BORING NO. B-4

Page 1 of 2

Ground Elevation: 97.59 Datum: Site Datum  
Date Started: 5/4/2005 Date Ended: 5/4/2005  
Borehole Depth: 20.2' Borehole Diameter: 8.0"  
Completion Method: ☒ Well Installed ☐ Backfilled with Grout ☐ Backfilled with Cuttings  
MW-04

Depth (ft)	Blows per 0.5 ft.	Sample Number	Sample Depth (ft)	% Recovery	N-Value or RQD%	PID Reading (ppm)	Sample Description	Notes
1	2	S-1	0-2	50	7	0.0	Loose black Sandy Silt, intermixed with trace Brick, fine Gravel, Asphalt, moist (FILL)	1
	2							
	5							
2	5	S-2	2-4	46	4	11.6	...slight petroleum-type odor	2
	2							
	3							
3	1	S-3	4-6	21	4	1.4	...piece of wood	3
	2							
	3							
4	2	S-4	6-8	33	17	0.2	...Medium dense	4
	3							
	2							
5	2	S-5	8-10	25	8	0.0	Loose, light brown, fine Sandy SILT, trace fine Gravel, moist	5
	2							
	3							
6	9	S-6	10-12	42	21	0.0	...wet ...Medium dense	6
	9							
	8							
7	8	S-7	12-14	88	8	0.0	...Sand seam	7
	8							
	3							
8	3	S-8	14-16	50	30	0.0		8
	3							
	5							
9	6							9
	6							
	7							
10	7							10
	6							
	15							
11	9							11
	6							
	4							
12	4							12
	4							
	5							
13	9							13
	10							
	20							
14	12							14
15								15
16								16

Notes: 1) Water level observations were made at the times and under conditions stated. Fluctuations of groundwater levels may occur due to seasonal factors and other conditions.  
2) Stratification lines represent approximate boundaries. Transitions may be gradual.  
3) PID readings are referenced to a benzene standard measured in the headspace above the sample using a MiniRae ZUKU equipped with a 10.6 eV lamp.  
4) NA = Not Available or Not Applicable

TEST BORING NO. B-4

40 COMMERCIAL STREET  
ROCHESTER, NEW YORK 14614-1008  
(585) 454-0210  
FAX (585) 454-0825

www.dayenvironmental.com

NEW YORK, NEW YORK 10165-1617  
(212) 986-8645  
FAX (212) 986-8657





DAY ENVIRONMENTAL, INC.

ENVIRONMENTAL CONSULTANTS

AN AFFILIATE OF DAY ENGINEERING, P.C.

Project #: 3563S-04  
Project Address: 5 Hunt Road  
Jamestown, NY  
DAY Representative: C. Davidson  
Drilling Contractor: SJB Services  
Sampling Method: 2' Split Spoon

TEST BORING NO. B-4

Ground Elevation: 97.59 Datum: Site Datum  
Date Started: 5/4/2005 Date Ended: 5/4/2005  
Borehole Depth: 20.2' Borehole Diameter: 8.0"  
Completion Method: ☒ Well Installed ☐ Backfilled with Grout ☐ Backfilled with Cuttings  
MW-04

Page 2 of 2

Depth (ft)	Blows per 0.5 ft.	Sample Number	Sample Depth (ft)	% Recovery	N-Value or RQD%	P/D Reading (ppm)	Sample Description	Notes
17	16	S-9	16-18	42	26	0.8	...gray/brown	17
	15							
	11							
18	9	S-10	18-20	92	22	3.7	...Shale fragments	18
	3							
19	8							
	14							
20	22	50/2					Split spoon refusal @ 20.2'	20
	50/2							

Notes: 1) Water level observations were made at the times and under conditions stated. Fluctuations of groundwater levels may occur due to seasonal factors and other conditions.  
2) Stratification lines represent approximate boundaries. Transitions may be gradual.  
3) P/D readings are referenced to a benzene standard measured in the headspace above the sample using a Minikae 2000 equipped with a TUBEV lamp.  
4) NA = Not Available or Not Applicable

TEST BORING NO. B-4

40 COMMERCIAL STREET  
ROCHESTER, NEW YORK 14614-1008  
(585) 454-0210  
FAX (585) 454-0825

www.dayenvironmental.com

NEW YORK, NEW YORK 10165-1617  
(212) 986-8645  
FAX (212) 986-8657



DAY ENVIRONMENTAL, INC.

ENVIRONMENTAL CONSULTANTS

AN AFFILIATE OF DAY ENGINEERING, P.C

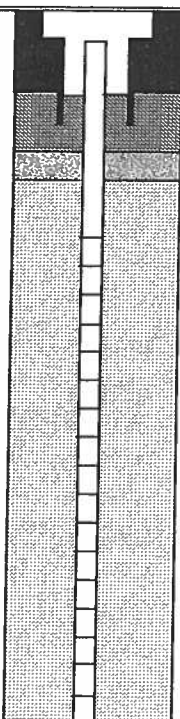
MONITORING WELL INSTALLATION LOG

Project #: 3563S-04  
Project Address: 5 Hunt Road  
Jamestown, New York  
DAY Representative: C. Davidson  
Drilling Contractor: SJB Services

MONITORING WELL NO. MW-04

Ground Elevation: 97.59 Datum: Site Datum  
Date Started: 5/4/2005 Date Ended: 5/4/2005  
Page 1 of 1

Refer to Test Boring Log B-1 for Soil Description



← Flush Mounted Roadbox  
0.3 Depth to Top of Riser Pipe (ft)  
2.0 Depth to Bottom of Cement Surface Patch (ft)  
Backfill Type Grout  
8.0 Depth to Top of Bentonite Seal (ft)  
12.0 Depth to Bottom of Bentonite Seal (ft)  
15.0 Depth to Top of Well Screen (ft)  
8.0 Diameter of Borehole (in)  
Backfill Type SAND  
2.0 Inside Diameter of Well (in)  
Type of Pipe PVC  
Screen slot size 0.01 mm  
20.0 Depth to Bottom of Well Screen (ft)  
20.2 Depth of Borehole (ft)

Notes:

Notes: 1) Water level observations were made at the times and under conditions stated. Fluctuations of groundwater levels may occur due to seasonal factors and other conditions.  
2) NA = Not Available or Not Applicable

MONITORING WELL NO. MW-04

40 COMMERCIAL STREET  
ROCHESTER, NEW YORK 14614-1008  
(585) 454-0210  
FAX (585) 454-0825

www.dayenvironmental.com

NEW YORK, NEW YORK 10165-1617  
(212) 986-8645  
FAX (212) 986-8657



DAY ENVIRONMENTAL, INC.

ENVIRONMENTAL CONSULTANTS

AN AFFILIATE OF DAY ENGINEERING, P.C

Project #: 3563S-04  
Project Address: 5 Hunt Road  
Jamestown, NY  
DAY Representative: C. Davidson  
Drilling Contractor: SJB Services  
Sampling Method: 2' Split Spoon

TEST BORING NO. B-5

Ground Elevation: 97.13 Datum: Site Datum  
Date Started: 5/3/2005 Date Ended: 5/3/2005  
Borehole Depth: 17.0' Borehole Diameter: 8.0"  
Completion Method: ☒ Well Installed ☐ Backfilled with Grout ☐ Backfilled with Cuttings  
MW-05

Page 1 of 1

Depth (ft)	Blows per 0.5 ft.	Sample Number	Sample Depth (ft)	% Recovery	N-Value or RQD%	PID Reading (ppm)	Sample Description	Notes
1	1						TOPSOIL	
1	2	S-1	0-2	4	4	0.0	Loose brown Sandy SILT, trace Organics (roots), moist	1
2	2							2
2	2							2
3	3	S-2	2-4	50	11	0.0	Stiff, light brown Clayey SILT, trace Gravel, moist	3
4	8						...mottled gray, red, light brown	4
4	9							4
5	5	S-3	4-6	75	13	0.0		5
6	8							6
6	6							6
7	5	S-4	6-8	71	16	0.0	...Very stiff	7
7	9							7
8	7						Stiff brown-gray, Silty CLAY, trace fine Gravel, moist	8
9	3	S-5	8-10	54	11	0.0		9
9	4							9
10	7							10
10	8							10
11	6	S-6	10-12	46	26	0.0	...Very stiff	11
11	12							11
12	14						...wet	12
12	12							12
13	15	S-7	12-14	38	35	0.0	...Hard	13
14	20						...some Gravel, little Shale fragments	14
14	25							14
15	10	S-8	14-16	21	63	0.0		15
15	41							15
16	45							16
16	50/3	S-9	16-17	0	-	N/A	Weathered Shale fragments in cutting shoe.	16
17							Split spoon refusal @ 16.3'; augered to 17.0'	17

Notes: 1) Water level observations were made at the times and under conditions stated. Fluctuations of groundwater levels may occur due to seasonal factors and other conditions.  
2) Stratification lines represent approximate boundaries. Transitions may be gradual.  
3) PID readings are referenced to a benzene standard measured in the headspace above the sample using a minitrac 2000 equipped with a 10.6 eV lamp  
4) NA = Not Available or Not Applicable

TEST BORING NO. B-5

40 COMMERCIAL STREET  
ROCHESTER, NEW YORK 14614-1008  
(585) 454-0210  
FAX (585) 454-0825

www.dayenvironmental.com

NEW YORK, NEW YORK 10165-1617  
(212) 986-8645  
FAX (212) 986-8657



DAY ENVIRONMENTAL, INC.

ENVIRONMENTAL CONSULTANTS

AN AFFILIATE OF DAY ENGINEERING, P.C.

## MONITORING WELL INSTALLATION LOG

Project #: 3563S-04  
Project Address: 5 Hunt Road  
Jamestown, New York  
DAY Representative: C. Davidson  
Drilling Contractor: SJB Services

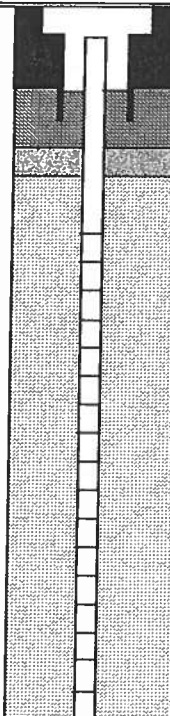
Ground Elevation: 97.13  
Date Started: 5/3/2005

Datum: Site Datum  
Date Ended: 5/3/2005

MONITORING WELL NO. MW-05

Page 1 of 1

Refer to Test Boring Log B-1 for Soil Description



← Flush Mounted Roadbox  
0.2 Depth to Top of Riser Pipe (ft)  
2.0 Depth to Bottom of Cement Surface Patch (ft)  
Backfill Type Grout  
6.5 Depth to Top of Bentonite Seal (ft)  
8.5 Depth to Bottom of Bentonite Seal (ft)  
11.0 Depth to Top of Well Screen (ft)  
8.0 Diameter of Borehole (in)  
Backfill Type SAND  
2.0 Inside Diameter of Well (in)  
Type of Pipe PVC  
Screen slot size 0.01 mm  
16.0 Depth to Bottom of Well Screen (ft)  
17.0 Depth of Borehole (ft)

## Notes:

- Notes: 1) Water level observations were made at the times and under conditions stated. Fluctuations of groundwater levels may occur due to seasonal factors and other conditions.  
2) NA = Not Available or Not Applicable

MONITORING WELL NO. MW-05

40 COMMERCIAL STREET  
ROCHESTER, NEW YORK 14614-1008  
(585) 454-0210  
FAX (585) 454-0825

[www.dayenvironmental.com](http://www.dayenvironmental.com)

NEW YORK, NEW YORK 10165-1617  
(212) 986-8645  
FAX (212) 986-8657



DAY ENVIRONMENTAL, INC.

ENVIRONMENTAL CONSULTANTS

AN AFFILIATE OF DAY ENGINEERING, P.C.

Project #: 3563S-04  
Project Address: 5 Hunt Road  
Jamestown, NY  
DAY Representative: C. Davidson  
Drilling Contractor: SJB Services  
Sampling Method: 2" Split Spoon

TEST BORING NO. B-6

Ground Elevation: 97.01 Datum: Site Datum  
Date Started: 5/3/2005 Date Ended: 5/3/2005  
Borehole Depth: 23.0' Borehole Diameter: 8.0"  
Completion Method: ☒ Well Installed ☐ Backfilled with Grout ☐ Backfilled with Cuttings  
MW-06

Page 1 of 2

Depth (ft)	Blows per 0.5 ft.	Sample Number	Sample Depth (ft)	% Recovery	N-Value or RQD%	PID Reading (ppm)	Sample Description	Notes
1	1	S-1	0-2	17	7	0.0	TOPSOIL Loose brown Sandy Silt, trace fine Gravel with intermixed Brick, Organics (roots), moist (FILL)	1
2	4							2
3	4	S-2	2-4	33	8	0.0	...Concrete piece	3
4	6							4
5	3	S-3	4-6	29	14	7.4	Medium dense light brown Sandy SILT, trace fine Gravel, wet	5
6	11						...some fine Gravel	6
7	15	S-4	6-8	33	36	3.4	...Dense	7
8	18							8 No Recovery
9	20	S-5	8-10	0	12	N/A	...Medium dense	9
10	6							10
11	5	S-6	10-12	58	13	9.4		11
12	7							12
13	40	S-7	12-14	50	42	14.8	...Dense	13
14	22						...fine Gravel seam	14
15	20	S-8	14-16	63	41	5.9		15
16	10						Hard brown-gray Silty CLAY, some Gravel, wet	16
	19							
	21							
	21							

Notes: 1) Water level observations were made at the times and under conditions stated. Fluctuations of groundwater levels may occur due to seasonal factors and other conditions.  
2) Stratification lines represent approximate boundaries. Transitions may be gradual.  
3) PID readings are referenced to a benzene standard measured in the headspace above the sample using a MiniRae 2000 equipped with a 10.6 eV lamp.  
4) NA = Not Available or Not Applicable

TEST BORING NO. B-6

40 COMMERCIAL STREET

ROCHESTER, NEW YORK 14614-1008

(585) 454-0210

FAX (585) 454-0825

NEW YORK, NEW YORK 10165-1617

(212) 986-6645

FAX (212) 986-6657

www.dayenvironmental.com



DAY ENVIRONMENTAL, INC.

ENVIRONMENTAL CONSULTANTS

AN AFFILIATE OF DAY ENGINEERING, P.C.

Project #: 3563S-04  
Project Address: 5 Hunt Road  
Jamestown, NY  
DAY Representative: C. Davidson  
Drilling Contractor: SJB Services  
Sampling Method: 2' Split Spoon

TEST BORING NO. B-6

Ground Elevation: 97.01 Datum: Site Datum  
Date Started: 5/3/2005 Date Ended: 5/3/2005  
Borehole Depth: 23.0' Borehole Diameter: 8.0"  
Completion Method: ☒ Well Installed ☐ Backfilled with Grout ☐ Backfilled with Cuttings  
MW-06

Page 2 of 2

Depth (ft)	Blows per 0.5 ft	Sample Number	Sample Depth (ft)	% Recovery	N-Value or RQD%	PID Reading (ppm)	Sample Description	Notes
17	2							
	19	S-9	16-18	25	41	5.9		
	22							
18	25							
	7							
	7	S-10	18-20	33	21	45.1	...Very stiff	
19	14							
	15							
20	3							
	6	S-11	20-22	50	20	66.4		
21	14							
	19							
22	25	S-12	22-23	0	N/A	N/A	Weathered BEDROCK, chemical odor	
	50/3							
23							Split spoon refusal @ 22.8'; augered to 23.0'	

Notes: 1) Water level observations were made at the times and under conditions stated. Fluctuations of groundwater levels may occur due to seasonal factors and other conditions.

2) Stratification lines represent approximate boundaries. Transitions may be gradual.

3) PID readings are referenced to a benzene standard measured in the headspace above the sample using a Minikae 2000 equipped with a 10.6 eV lamp.

4) NA = Not Available or Not Applicable

TEST BORING NO. B-6

40 COMMERCIAL STREET  
ROCHESTER, NEW YORK 14614-1008  
(585) 454-0210  
FAX (585) 454-0825

www.dayenvironmental.com

NEW YORK, NEW YORK 10165-1617  
(212) 986-8645  
FAX (212) 986-8657



DAY ENVIRONMENTAL, INC.

ENVIRONMENTAL CONSULTANTS

AN AFFILIATE OF DAY ENGINEERING, P.C.

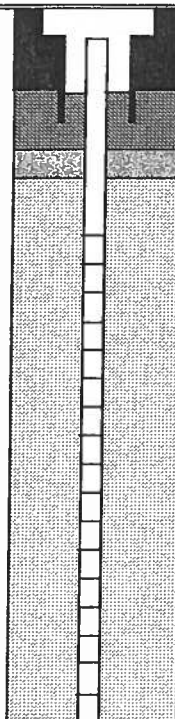
MONITORING WELL INSTALLATION LOG

Project #: 3563S-04  
Project Address: 5 Hunt Road  
Jamestown, New York  
DAY Representative: C. Davidson  
Drilling Contractor: SJB Services

MONITORING WELL NO. MW-06

Ground Elevation: 97.01 Datum: Site Datum Page 1 of 1  
Date Started: 5/3/2005 Date Ended: 5/3/2005

Refer to Test Boring Log B-1 for Soil Description



← Flush Mounted Roadbox  
0.3 Depth to Top of Riser Pipe (ft)  
2.0 Depth to Bottom of Cement Surface Patch (ft)  
Backfill Type Grout  
8.0 Depth to Top of Bentonite Seal (ft)  
14.0 Depth to Bottom of Bentonite Seal (ft)  
18.0 Depth to Top of Well Screen (ft)  
8.0 Diameter of Borehole (in)  
Backfill Type SAND  
2.0 Inside Diameter of Well (in)  
Type of Pipe PVC  
Screen slot size 0.01 mm  
23.0 Depth to Bottom of Well Screen (ft)  
23.0 Depth of Borehole (ft)

Notes:

- Notes: 1) Water level observations were made at the times and under conditions stated. Fluctuations of groundwater levels may occur due to seasonal factors and other conditions.  
2) NA = Not Available or Not Applicable

MONITORING WELL NO. MW-06

40 COMMERCIAL STREET  
ROCHESTER, NEW YORK 14614-1008  
(585) 454-0210  
FAX (585) 454-0825

www.dayenvironmental.com

NEW YORK, NEW YORK 10165-1617  
(212) 986-8645  
FAX (212) 986-8657



DAY ENVIRONMENTAL, INC.

ENVIRONMENTAL CONSULTANTS

AN AFFILIATE OF DAY ENGINEERING, P.C.

Project #: 3563S-04  
Project Address: 5 Hunt Road  
Jamestown, NY  
DAY Representative: C. Davidson  
Drilling Contractor: SJB Services  
Sampling Method: 2" Split Spoon

TEST BORING NO. B-7

Page 1 of 1

Ground Elevation: N/A Datum: N/A  
Date Started: 5/1/2005 Date Ended: 5/3/2005  
Borehole Depth: 16.4' Borehole Diameter: 8.0"  
Completion Method: ☐ Well Installed ☒ Backfilled with Grout ☐ Backfilled with Cuttings

Depth (ft)	Blows per 0.5 ft.	Sample Number	Sample Depth (ft)	% Recovery	N-Value or RQD%	PID Reading (ppm)	Sample Description	Notes
1	5	S-1	0-2	54	8	0.0	0.1' - thick Asphalt layer above Sand and Gravel sub-base, moist	1
2	3						Medium dense, brown-gray Sandy SILT, some fine Gravel, moist	2
3	5	S-2	2-4	42	13	0.0		3
4	7						...light brown, trace fine Gravel	4
5	10	S-3	4-6	38	19	0.0		5
6	8							6
7	11	S-4	6-8	46	13	0.0		7
8	7							8
9	3	S-5	8-10	50	13	0.0		9
10	7						...wet, some coarse Gravel	10
11	6	S-6	10-12	75	14	0.0		11
12	8							12
13	18	S-7	12-14	83	16	0.0	Very stiff, brown-gray, Clayey SILT, trace fine Gravel, wet	13
14	9							14
15	7							15
16	12							16
17	14	S-8	14-16	50	35	0.0	...Hard	17
18	17							18
50/3	18							19
50/4	18						Split spoon refusal @ 16.4'	20

Notes: 1) Water level observations were made at the times and under conditions stated. Fluctuations of groundwater levels may occur due to seasonal factors and other conditions.  
2) Stratification lines represent approximate boundaries. Transitions may be gradual.  
3) PID readings are referenced to a benzene standard measured in the headspace above the sample using a MINIRAE 2000 equipped with a 10.6 eV lamp.  
4) NA = Not Available or Not Applicable

TEST BORING NO. B-7

40 COMMERCIAL STREET  
ROCHESTER, NEW YORK 14614-1008  
(585) 454-0210  
FAX (585) 454-0825

www.dayenvironmental.com

NEW YORK, NEW YORK 10165-1617  
(212) 986-6645  
FAX (212) 986-8657





DAY ENVIRONMENTAL, INC.

ENVIRONMENTAL CONSULTANTS

AN AFFILIATE OF DAY ENGINEERING, P.C.

Project #: 3563S-04  
Project Address: 5 Hunt Road  
Jamestown, NY  
DAY Representative: C. Davidson  
Drilling Contractor: Marcor  
Sampling Method: Direct Push

TEST BORING NO. B-8

Page 1 of 1

Ground Elevation: N/A Datum: N/A  
Date Started: 5/23/2005 Date Ended: 5/23/2005  
Borehole Depth: 15.5 Borehole Diameter:  
Completion Method: ☐ Well Installed ☒ Backfilled with Grout ☐ Backfilled with Cuttings

Depth (ft)	Blows per 0.5 ft.	Sample Number	Sample Depth (ft)	% Recovery	N-Value or RQD%	FID Reading (ppm)	Sample Description	Notes
1						0	Concrete	
2	NA	S-1	0-4	50	NA	0	Brown-gray, Sand and Gravel intermixed with Brick fragments, wet (FILL)	
3								
4						10.2	...slight chemical type odor	
5						38.4		
6	NA	S-2	4-8	75	NA	50.3	Brown-gray Sandy SILT, trace Gravel, wet	
7								
8						3.78		
9						5.1		
10	NA	S-3	8-12	50	NA	2.4	...coarse Sand seam	
11						2.3	...brown	
12								
13						0.0		
14	NA	S-4	12-15.5	10	NA	0.0		
15								
16						0.0	Refusal @ 15.5'	

Notes: 1) Water level observations were made at the times and under conditions stated. Fluctuations of groundwater levels may occur due to seasonal factors and other conditions.  
2) Stratification lines represent approximate boundaries. Transitions may be gradual.  
3) FID readings are referenced to a benzene standard measured in the headspace above the sample using a MiniKae 2000 equipped with a 10.6 eV lamp.  
4) NA = Not Available or Not Applicable

TEST BORING NO. 8

40 COMMERCIAL STREET

ROCHESTER, NEW YORK 14614-1008

(585) 454-0210

FAX (585) 454-0825

www.dayenvironmental.com

NEW YORK, NEW YORK 10165-1617

(212) 986-8645

FAX (212) 986-8657

01/26/2005



DAY ENVIRONMENTAL, INC.

ENVIRONMENTAL CONSULTANTS

AN AFFILIATE OF DAY ENGINEERING, P.C.

Project #: 3563S-04  
Project Address: 5 Hunt Road  
Jamestown, NY  
DAY Representative: C. Davidson  
Drilling Contractor: Marcor  
Sampling Method: Direct Push

TEST BORING NO. B-9

Page 1 of 1

Ground Elevation: N/A Datum: N/A  
Date Started: 5/23/2005 Date Ended: 5/23/2005  
Borehole Depth: 12.0' Borehole Diameter: 2.25  
Completion Method: ☐ Well Installed ☒ Backfilled with Grout ☐ Backfilled with Cuttings

Depth (ft)	Blows per 0.5 ft.	Sample Number	Sample Depth (ft)	% Recovery	N-Value or RQD%	FID Reading (ppm)	Sample Description	Notes
1							Concrete	
2	NA	S-1	0-4	5	NA	0.0	Brown Sand and Gravel, moist (FILL)	
3						0.0		
4							Brown-gray Sandy SILT, trace fine Gravel, Organics (Peat), wet	
5								
6	NA	S-2	4-8	50	NA	N/A		
7								
8							...brown	
9						0.0		
10	NA	S-3	8-12	75	NA	0.0		
11								
12						0.0		
							Refusal @ 12.0'	

Notes: 1) Water level observations were made at the times and under conditions stated. Fluctuations of groundwater levels may occur due to seasonal factors and other conditions.  
2) Stratification lines represent approximate boundaries. Transitions may be gradual.  
3) FID readings are referenced to a benzene standard measured in the headspace above the sample using a Minikae ZUUX equipped with a 10.6 eV lamp.  
4) NA = Not Available or Not Applicable

TEST BORING NO. 9

40 COMMERCIAL STREET  
ROCHESTER, NEW YORK 14614-1008  
(585) 454-0210  
FAX (585) 454-0825

www.dayenvironmental.com

NEW YORK, NEW YORK 10165-1617  
(212) 986-8645  
FAX (212) 986-8657



DAY ENVIRONMENTAL, INC.

ENVIRONMENTAL CONSULTANTS

AN AFFILIATE OF DAY ENGINEERING, P.C.

Project #: 3563S-04  
Project Address: 5 Hunt Road  
Jamestown, NY  
DAY Representative: C. Davidson  
Drilling Contractor: Marcor  
Sampling Method: Direct Push

TEST BORING NO. B-10

Ground Elevation: 97.72 Datum: Site Datum  
Date Started: 5/23/2005 Date Ended: 5/23/2005  
Borehole Depth: 12.0' Borehole Diameter: 2.25  
Completion Method: ☒ Well Installed ☐ Backfilled with Grout ☐ Backfilled with Cuttings  
MW-07

Page 1 of 1

Depth (ft)	Blows per 0.5 ft.	Sample Number	Sample Depth (ft)	% Recovery	N-Value or RQD%	FID Reading (ppm)	Sample Description	Notes
1							Asphalt	
2	NA	S-1	0-4	50	NA	N/A	Brown-gray fine Sandy Silt, trace Gravel, moist ...wet	
3								
4								
5							Brown-gray Sandy SILT, trace rounded Gravel, Organics (Peat), wet	
6	NA	S-2	4-8	75	NA	N/A		
7								
8							...no Organics	
9								
10	NA	S-3	8-12	50	NA	N/A	...fine Gravel seam	
11								
12							Complete @ 12.0'	

Notes: 1) Water level observations were made at the times and under conditions stated. Fluctuations of groundwater levels may occur due to seasonal factors and other conditions.

2) Stratification lines represent approximate boundaries. Transitions may be gradual.

3) FID readings are referenced to a benzene standard measured in the headspace above the sample using a MiniRae 2000 equipped with a 10.6 eV lamp.

4) NA = Not Available or Not Applicable

TEST BORING NO. 10

40 COMMERCIAL STREET  
ROCHESTER, NEW YORK 14614-1008  
(585) 454-0210  
FAX (585) 454-0825

www.dayenvironmental.com

NEW YORK, NEW YORK 10165-1617

(212) 986-8645

FAX (212) 986-8657



DAY ENVIRONMENTAL, INC.

ENVIRONMENTAL CONSULTANTS

AN AFFILIATE OF DAY ENGINEERING, P.C.

## MONITORING WELL INSTALLATION LOG

Project #: 3563S-04  
Project Address: 5 Hunt Road  
Jamestown, New York  
DAY Representative: C. Davidson  
Drilling Contractor: Marcor

MONITORING WELL NO. MW-07

Ground Elevation: 97.72 Datum: Site Datum Page 1 of 1  
Date Started: 5/23/2005 Date Ended: 5/23/2005

Refer to Test Boring Log TB- for Soil Description

← Flush Mounted Roadbox  
N/A Depth to Top of Riser Pipe (ft)  
0.5 Depth to Bottom of Cement Surface Patch (ft)  
Backfill Type Bentonite  
0.5 Depth to Top of Bentonite Seal (ft)  
1.5 Depth to Bottom of Bentonite Seal (ft)  
2.0 Depth to Top of Well Screen (ft)  
2.25 Diameter of Borehole (in)  
Backfill Type Sand  
1.0 Inside Diameter of Well (in)  
Type of Pipe PVC  
Screen slot size 0.01 mm  
12.0 Depth to Bottom of Well Screen (ft)  
12.0 Depth of Borehole (ft)

## Notes:

- Notes: 1) Water level observations were made at the times and under conditions stated. Fluctuations of groundwater levels may occur due to seasonal factors and other conditions.  
2) NA = Not Available or Not Applicable

MONITORING WELL NO. MW-07

40 COMMERCIAL STREET  
ROCHESTER, NEW YORK 14614-1008  
(585) 454-0210  
FAX (585) 454-0825

www.dayenvironmental.com

NEW YORK, NEW YORK 10165-1617  
(212) 986-8645  
FAX (212) 986-8657



DAY ENVIRONMENTAL, INC.

ENVIRONMENTAL CONSULTANTS

AN AFFILIATE OF DAY ENGINEERING, P.C.

MONITORING WELL INSTALLATION LOG

Project #: 3563S-04

Project Address: 5 Hunt Road

Jamestown, New York

DAY Representative: C. Davidson

Drilling Contractor: Marcor

Ground Elevation: 99.42

Date Started: 5/23/2005

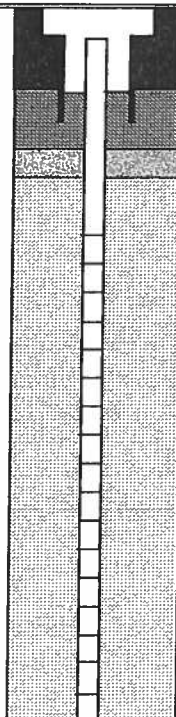
Datum: Site Datum

Date Ended: 5/23/2005

MONITORING WELL NO. MW-08

Page 1 of 1

Refer to Test Boring Log TB- for Soil Description



← Flush Mounted Roadbox

N/A Depth to Top of Riser Pipe (ft)

0.5 Depth to Bottom of Cement Surface Patch (ft)

Backfill Type Bentonite

0.5 Depth to Top of Bentonite Seal (ft)

1.5 Depth to Bottom of Bentonite Seal (ft)

2.0 Depth to Top of Well Screen (ft)

2.25 Diameter of Borehole (in)

Backfill Type Sand

1.0 Inside Diameter of Well (in)

Type of Pipe PVC

Screen slot size 0.01 mm

12.0 Depth to Bottom of Well Screen (ft)

12.0 Depth of Borehole (ft)

Notes:

- Notes: 1) Water level observations were made at the times and under conditions stated. Fluctuations of groundwater levels may occur due to seasonal factors and other conditions.  
2) NA = Not Available or Not Applicable

MONITORING WELL NO. MW-08

40 COMMERCIAL STREET  
ROCHESTER, NEW YORK 14614-1008  
(585) 454-0210  
FAX (585) 454-0825

www.dayenvironmental.com

NEW YORK, NEW YORK 10165-1617  
(212) 986-8645  
FAX (212) 986-8657



DAY ENVIRONMENTAL, INC.

ENVIRONMENTAL CONSULTANTS

AN AFFILIATE OF DAY ENGINEERING, P.C.

Project #: 3563S-04  
Project Address: 5 Hunt Road  
Jamestown, NY  
DAY Representative: C. Davidson  
Drilling Contractor: Marcor  
Sampling Method: Direct Push

TEST BORING NO. B-11

Page 1 of 1

Ground Elevation: 99.42 Datum: Site Datum  
Date Started: 5/23/2005 Date Ended: 5/23/2005  
Borehole Depth: 12.0' Borehole Diameter: 2.25  
Completion Method: ☒ Well Installed ☐ Backfilled with Grout ☐ Backfilled with Cuttings  
MW-08

Depth (ft)	Blows per 0.5 ft	Sample Number	Sample Depth (ft)	% Recovery	N-Value or RQD%	FID Reading (ppm)	Sample Description	Notes
1						0.0	Topsoil	
2	NA	S-1	0-4	50	NA	0.0	Brown reworked Sand and Gravel, damp (FILL) ...moist	
3						0.0	PEAT	
4						0.0	Brown-gray fine Sandy SILT, trace fine Gravel, moist ...wet	
5						0.0		
6	NA	S-2	4-8	40	NA	0.0	...coarse Gravel seam	
7						0.0		
8						0.0		
9						0.0		
10	NA	S-3	8-12	36	NA	0.0		
11						0.0	...fine and coarse Gravel seam	
12							Refusal @ 12.0'	

Notes: 1) Water level observations were made at the times and under conditions stated. Fluctuations of groundwater levels may occur due to seasonal factors and other conditions.  
2) Stratification lines represent approximate boundaries. Transitions may be gradual.  
3) FIU readings are referenced to a benzene standard measured in the headspace above the sample using a Minikae 2000 equipped with a 10.8 eV lamp.  
4) NA = Not Available or Not Applicable

TEST BORING NO. 11

40 COMMERCIAL STREET  
ROCHESTER, NEW YORK 14614-1008  
(585) 454-0210  
FAX (585) 454-0825

www.dayenvironmental.com

NEW YORK, NEW YORK 10165-1617  
(212) 986-8645  
FAX (212) 986-8657

**TEST BORINGS**

**TB-200 THRU TB-206**

**MONITORING WELLS**

**MW-200 THRU MW-204**

**4/6/2006 THRU 7/5/2006**



DAY ENVIRONMENTAL, INC.

ENVIRONMENTAL CONSULTANTS

AN AFFILIATE OF DAY ENGINEERING, P.C

Project #: 3563S-04  
Project Address: 5 Hunt Road  
Jamestown, NY  
DAY Representative: C. Davidson  
Drilling Contractor: Marcor  
Sampling Method: Direct Push

**TEST BORING TB-200**

Ground Elevation: NA Datum: NA  
Date Started: 4/6/2006 Date Ended: 4/6/2006  
Borehole Depth: 16.5' Borehole Diameter: 2.25"  
Completion Method: ☒ Well Installed ☐ Backfilled with Grout ☐ Backfilled with Cuttings  
Water Level (Date/Time):

Page 1 of 1

Depth (ft)	Blows per 0.5 ft.	Sample Number	Sample Depth (ft)	% Recovery	N-Value or RQD%	Headspace (ppm)	PID Reading (ppm)	Sample Description	Notes
1							0.0	Asphalt with Stone sub-base	
2	NA	S-1	0-4	71	NA	0.0	0.0	Light brown Sandy SILT, trace Gravel, moist	
3							0.0	...little Gravel	
4							0.0	...dark gray Organic lens (Wood)	
5							0.0	Gray and brown mottled Clayey SILT, trace Gravel, wet	
6	NA	S-2	4-8	65	NA	0.0	0.0	...Clay lens	
7							0.0	...Gravel lens	
8							0.0		
9							0.0		
10	NA	S-3	8-12	88	NA	0.0	0.0	...brown Gravel lens	
11							0.0		
12							0.0		
13							0.0	...Gravel lens	
14	NA	S-4	12-16	92	NA	0.0	0.0		
15							0.0	...gray, some rounded Gravel	
16	NA	S-5	16-16.5	100	NA	NA	0.0		
								Refusal @ 16.5'	

Notes: 1) Water levels were made at the times and under conditions stated. Fluctuations of groundwater levels may occur due to seasonal factors and other conditions.  
2) Stratification lines represent approximate boundaries. Transitions may be gradual.  
3) PID readings are referenced to a benzene standard measured in the headspace above the sample using a MiniRae 2000 equipped with a 10.6 eV lamp.  
4) NA = Not Available or Not Applicable  
5) Headspace PID readings may be influenced by moisture

**TEST BORING TB-200**

40 COMMERCIAL STREET  
ROCHESTER, NEW YORK 14614-1008  
(585) 454-0210  
FAX (585) 454-0825

www.dayenvironmental.com

NEW YORK, NEW YORK 10165-1617  
(212) 986-8645  
FAX (212) 986-8657

Davidson\My Documents\Boring-Well Logs for 3563S-04 Anderson Cleaners April 2006

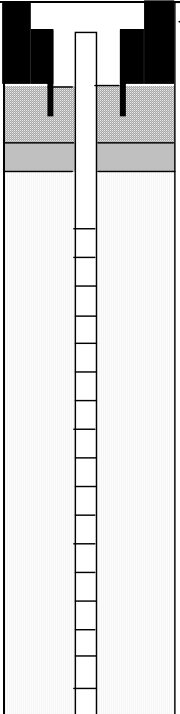




DAY ENVIRONMENTAL, INC.

ENVIRONMENTAL CONSULTANTS  
AN AFFILIATE OF DAY ENGINEERING, P.C

MONITORING WELL INSTALLATION LOG

Project #: 3563R-04		MONITORING WELL MW-200	
Project Address: 5 Hunt Road Jamestown, New York			
DAY Representative: C. Davidson	Ground Elevation: NA	Datum: NA	Page 1 of 1
Drilling Contractor: Marcor	Date Started: 4/6/2006	Date Ended: 4/6/2006	
Water Level (Date/Time): _____			
Refer to Test Boring Log TB-200 for Soil Description		← Flush Mounted Roadbox Depth to Top of Riser Pipe (ft) _____ 1.0' Depth to Bottom of Cement Surface Patch (ft) Backfill Type Concrete _____ 1.0' Depth to Top of Bentonite Seal (ft) 3.0' Depth to Bottom of Bentonite Seal (ft) 10.8' Depth to Top of Well Screen (ft) 2.25" Diameter of Borehole (in) Backfill Type Sand _____ 1.0" Inside Diameter of Well (in) Type of Pipe PVC _____ Screen slot size 10 _____ 15.8' Depth to Bottom of Well Screen (ft) 16.0' Depth of Borehole (ft)	
Notes: 1) Water levels were made at the times and under conditions stated. Fluctuations of groundwater levels may occur due to seasonal factors and other conditions. 2) NA = Not Available or Not Applicable			
			MONITORING WELL MW-200

Davidson/My Documents/Monitoring Well Installation Logs for 3563R-04 MW-200

40 COMMERCIAL STREET  
ROCHESTER, NEW YORK 14614-1008  
(585) 454-0210  
FAX (585) 454-0825

[www.dayenvironmental.com](http://www.dayenvironmental.com)

NEW YORK, NEW YORK 10165-1617  
(212) 986-8645  
FAX (212) 986-8657



DAY ENVIRONMENTAL, INC.

ENVIRONMENTAL CONSULTANTS

AN AFFILIATE OF DAY ENGINEERING, P.C

Project #: 3563S-04  
Project Address: 5 Hunt Road  
Jamestown, NY  
DAY Representative: C. Davidson  
Drilling Contractor: Marcor  
Sampling Method: Direct Push

**TEST BORING TB-201**

Page 1 of 1

Ground Elevation: NA Datum: NA  
Date Started: 4/6/2006 Date Ended: 4/6/2006  
Borehole Depth: 6.0' Borehole Diameter: 2.25"  
Completion Method: ☐ Well Installed ☐ Backfilled with Grout ☒ Backfilled with Cuttings  
Water Level (Date/Time):

Depth (ft)	Blows per 0.5 ft.	Sample Number	Sample Depth (ft)	% Recovery	N-Value or RQD%	Headspace (ppm)	PID Reading (ppm)	Sample Description	Notes
1							0.0	Asphalt with Stone sub-base	
2	NA	S-1	0-4	92	NA	0.0	0.0	Brown reworked Sandy Silt, trace Gravel, moist (FILL)	
3							0.0		
4							0.0	...wet	
5	NA	S-2	4-6	50	NA	NA	0.0	...Brick fragments	
6							0.0	Refusal @ 6.0'	

Notes: 1) Water levels were made at the times and under conditions stated. Fluctuations of groundwater levels may occur due to seasonal factors and other conditions.  
2) Stratification lines represent approximate boundaries. Transitions may be gradual.  
3) PID readings are referenced to a benzene standard measured in the headspace above the sample using a MiniRae 2000 equipped with a 10.6 eV lamp.  
4) NA = Not Available or Not Applicable  
5) Headspace PID readings may be influenced by moisture

**TEST BORING TB-201**

40 COMMERCIAL STREET  
ROCHESTER, NEW YORK 14614-1008  
(585) 454-0210  
FAX (585) 454-0825

[www.dayenvironmental.com](http://www.dayenvironmental.com)

NEW YORK, NEW YORK 10165-1617  
(212) 986-8645  
FAX (212) 986-8657

Davidson\My Documents\Boring-Well Logs for 3563S-04 Anderson Cleaners April 2006



DAY ENVIRONMENTAL, INC.

ENVIRONMENTAL CONSULTANTS

AN AFFILIATE OF DAY ENGINEERING, P.C

Project #: 3563S-04  
Project Address: 5 Hunt Road  
Jamestown, NY  
DAY Representative: C. Davidson  
Drilling Contractor: Marcor  
Sampling Method: Direct Push

**TEST BORING TB-202**

Ground Elevation: NA Datum: NA  
Date Started: 4/6/2006 Date Ended: 4/6/2006  
Borehole Depth: 14.0' Borehole Diameter: 2.25"  
Completion Method: ☒ Well Installed ☐ Backfilled with Grout ☐ Backfilled with Cuttings  
Water Level (Date/Time):

Page 1 of 1

Depth (ft)	Blows per 0.5 ft.	Sample Number	Sample Depth (ft)	% Recovery	N-Value or RQD%	Headspace (ppm)	PID Reading (ppm)	Sample Description	Notes
1							0.0	Asphalt with Stone sub-base	
2	NA	S-1	0-4	92	NA	0.0	0.0	Brown Sandy SILT, trace Gravel, moist	
3								...Gravel lens	
4							0.0	...dark brown Organic lens (PEAT), wet	
5							0.0		
6	NA	S-2	4-8	83	NA	308	1.2	...Gravel layer (6.5' to 8.0')	
7									
8							8.0		
9							12.9	Brown Sandy SILT, trace Gravel, wet	
10	NA	S-3	8-12	100	NA	74.1	30.0		
11									
12							3.1	...gray	
13							2.1		
14	NA	S-4	12-14	100	NA	8.9	0.0		
15								Complete @ 14.0'	
16									

Notes: 1) Water levels were made at the times and under conditions stated. Fluctuations of groundwater levels may occur due to seasonal factors and other conditions.  
2) Stratification lines represent approximate boundaries. Transitions may be gradual.  
3) PID readings are referenced to a benzene standard measured in the headspace above the sample using a MiniRae 2000 equipped with a 10.6 eV lamp.  
4) NA = Not Available or Not Applicable  
5) Headspace PID readings may be influenced by moisture

**TEST BORING TB-202**

40 COMMERCIAL STREET  
ROCHESTER, NEW YORK 14614-1008  
(585) 454-0210  
FAX (585) 454-0825

www.dayenvironmental.com

NEW YORK, NEW YORK 10165-1617  
(212) 986-8645  
FAX (212) 986-8657

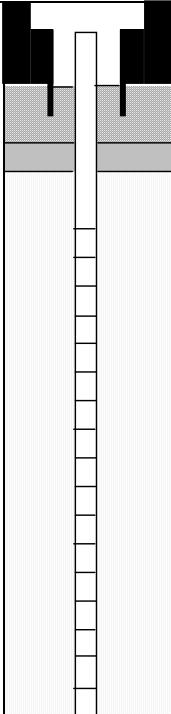
Davidson\My Documents\Boring-Well Logs for 3563S-04 Anderson Cleaners April 2006



DAY ENVIRONMENTAL, INC.

ENVIRONMENTAL CONSULTANTS  
AN AFFILIATE OF DAY ENGINEERING, P.C

MONITORING WELL INSTALLATION LOG

Project #: 3563R-04		MONITORING WELL MW-201	
Project Address: 5 Hunt Road Jamestown, New York			
DAY Representative: C. Davidson	Ground Elevation: NA	Datum: NA	Page 1 of 1
Drilling Contractor: Marcor	Date Started: 4/6/2006	Date Ended: 4/6/2006	
Water Level (Date/Time): _____			
Refer to Test Boring Log TB-202 for Soil Description		← Flush Mounted Roadbox	
		Depth to Top of Riser Pipe (ft)	
		1.0' Depth to Bottom of Cement Surface Patch (ft)	
		Backfill Type Concrete	
		1.0' Depth to Top of Bentonite Seal (ft)	
		3.0' Depth to Bottom of Bentonite Seal (ft)	
		9.0' Depth to Top of Well Screen (ft)	
		2.25" Diameter of Borehole (in)	
		Backfill Type Sand	
		1.0" Inside Diameter of Well (in)	
	Type of Pipe PVC		
	Screen slot size 10		
	14.0' Depth to Bottom of Well Screen (ft)		
	14.0' Depth of Borehole (ft)		
Notes: 1) Water levels were made at the times and under conditions stated. Fluctuations of groundwater levels may occur due to seasonal factors and other conditions. 2) NA = Not Available or Not Applicable			
			MONITORING WELL MW-201

Davidson/My Documents/Monitoring Well Installation Logs for 3563R-04 MW-200

40 COMMERCIAL STREET  
ROCHESTER, NEW YORK 14614-1008  
(585) 454-0210  
FAX (585) 454-0825

[www.dayenvironmental.com](http://www.dayenvironmental.com)

NEW YORK, NEW YORK 10165-1617  
(212) 986-8645  
FAX (212) 986-8657



DAY ENVIRONMENTAL, INC.

ENVIRONMENTAL CONSULTANTS

AN AFFILIATE OF DAY ENGINEERING, P.C

Project #: 3563S-04  
Project Address: 5 Hunt Road  
Jamestown, NY  
DAY Representative: C. Davidson  
Drilling Contractor: Marcor  
Sampling Method: Direct Push

**TEST BORING TB-203**

Ground Elevation: NA Datum: NA  
Date Started: 4/6/2006 Date Ended: 4/6/2006  
Borehole Depth: 12.5' Borehole Diameter: 2.25"  
Completion Method: ☐ Well Installed ☐ Backfilled with Grout ☒ Backfilled with Cuttings  
Water Level (Date/Time):

Page 1 of 1

Depth (ft)	Blows per 0.5 ft.	Sample Number	Sample Depth (ft)	% Recovery	N-Value or RQD%	Headspace (ppm)	PID Reading (ppm)	Sample Description	Notes
1							0.0	Organics (Roots)	
2	NA	S-1	0-4	65	NA	0.0	0.0	Brown Sandy SILT, some Gravel, moist	
3								...gray	
4							0.0		
5							0.0	...Dark brown Organic lens (PEAT), wet	
6	NA	S-2	4-8	73	NA	0.0	0.0	...Gravel lens	
7									
8							0.0		
9							0.0	Brown to gray mottled Clayey SILT, trace Gravel, wet	
10	NA	S-3	8-12	100	NA	0.0	0.0		
11									
12							0.0		
13								Refusal at 12.0'	
14									
15									
16									

Notes: 1) Water levels were made at the times and under conditions stated. Fluctuations of groundwater levels may occur due to seasonal factors and other conditions.  
2) Stratification lines represent approximate boundaries. Transitions may be gradual.  
3) PID readings are referenced to a benzene standard measured in the headspace above the sample using a MiniRae 2000 equipped with a 10.6 eV lamp.  
4) NA = Not Available or Not Applicable  
5) Headspace PID readings may be influenced by moisture

**TEST BORING TB-203**

40 COMMERCIAL STREET  
ROCHESTER, NEW YORK 14614-1008  
(585) 454-0210  
FAX (585) 454-0825

[www.dayenvironmental.com](http://www.dayenvironmental.com)

NEW YORK, NEW YORK 10165-1617  
(212) 986-8645  
FAX (212) 986-8657

Davidson\My Documents\Boring-Well Logs for 3563S-04 Anderson Cleaners April 2006



DAY ENVIRONMENTAL, INC.

ENVIRONMENTAL CONSULTANTS

AN AFFILIATE OF DAY ENGINEERING, P.C

Project #: 3563S-04  
Project Address: 5 Hunt Road  
Jamestown, NY  
DAY Representative: C. Davidson  
Drilling Contractor: Marcor  
Sampling Method: Direct Push

**TEST BORING TB-204**

Ground Elevation: NA Datum: NA  
Date Started: 4/6/2006 Date Ended: 4/6/2006  
Borehole Depth: 15.0' Borehole Diameter: 2.25"  
Completion Method: ☒ Well Installed ☐ Backfilled with Grout ☐ Backfilled with Cuttings  
Water Level (Date/Time):

Page 1 of 1

Depth (ft)	Blows per 0.5 ft.	Sample Number	Sample Depth (ft)	% Recovery	N-Value or RQD%	Headspace (ppm)	PID Reading (ppm)	Sample Description	Notes
1							0.0	Brown (TOPSOIL), moist	
2	NA	S-1	0-4	50	NA	0.0	0.0	Brown Sandy SILT, trace Gravel, moist	
3									
4							0.0	...Organic lens (Wood), (PEAT), wet	
5							0.0		
6	NA	S-2	4-8	50	NA	0.0	0.0		
7									
8							0.0	...Gravel lens	
9							0.0		
10	NA	S-3	8-12	100	NA	0.0	0.0	Gray Clayey SILT, trace Gravel, wet	
11									
12							0.0		
13	NA	S-4	12-15	NA	NA	NA			
14							0.0		
15								Refusal @ 15.0'	
16									

Notes: 1) Water levels were made at the times and under conditions stated. Fluctuations of groundwater levels may occur due to seasonal factors and other conditions.  
2) Stratification lines represent approximate boundaries. Transitions may be gradual.  
3) PID readings are referenced to a benzene standard measured in the headspace above the sample using a MiniRae 2000 equipped with a 10.6 eV lamp.  
4) NA = Not Available or Not Applicable  
5) Headspace PID readings may be influenced by moisture

**TEST BORING TB-204**

40 COMMERCIAL STREET  
ROCHESTER, NEW YORK 14614-1008  
(585) 454-0210  
FAX (585) 454-0825

NEW YORK, NEW YORK 10165-1617  
(212) 986-8645  
FAX (212) 986-8657

www.dayenvironmental.com

Davidson\My Documents\Boring-Well Logs for 3563S-04 Anderson Cleaners April 2006



DAY ENVIRONMENTAL, INC.

ENVIRONMENTAL CONSULTANTS  
AN AFFILIATE OF DAY ENGINEERING, P.C

MONITORING WELL INSTALLATION LOG

Project #:	3563R-04			MONITORING WELL MW-203
Project Address:	5 Hunt Road			
	Jamestown, New York	Ground Elevation:	NA	Datum: NA
DAY Representative:	C. Davidson	Date Started:	4/6/2006	Date Ended: 4/6/2006
Drilling Contractor:	Marcor	Water Level (Date/Time): _____		

	← Flush Mounted Roadbox
	Depth to Top of Riser Pipe (ft)
	1.0' Depth to Bottom of Cement Surface Patch (ft)
	Backfill Type Concrete
	1.0' Depth to Top of Bentonite Seal (ft)
	3.0' Depth to Bottom of Bentonite Seal (ft)
	4.0' Depth to Top of Well Screen (ft)
	2.25" Diameter of Borehole (in)
	Backfill Type Sand
	1.0" Inside Diameter of Well (in)
Type of Pipe PVC	
Screen slot size 10	
14.0' Depth to Bottom of Well Screen (ft)	
14.0' Depth of Borehole (ft)	

Notes: 1) Water levels were made at the times and under conditions stated. Fluctuations of groundwater levels may occur due to seasonal factors and other conditions.  
2) NA = Not Available or Not Applicable

MONITORING WELL MW-203

Davidson/My Documents/Monitoring Well Installation Logs for 3563R-04 MW-200

40 COMMERCIAL STREET  
ROCHESTER, NEW YORK 14614-1008  
(585) 454-0210  
FAX (585) 454-0825

[www.dayenvironmental.com](http://www.dayenvironmental.com)

NEW YORK, NEW YORK 10165-1617  
(212) 986-8645  
FAX (212) 986-8657



DAY ENVIRONMENTAL, INC.

ENVIRONMENTAL CONSULTANTS

AN AFFILIATE OF DAY ENGINEERING, P.C

Project #: 3563S-04  
Project Address: 5 Hunt Road  
Jamestown, NY  
DAY Representative: C. Davidson  
Drilling Contractor: Marcor  
Sampling Method: Direct Push

**TEST BORING TB-205**

Ground Elevation: NA Datum: NA Page 1 of 1  
Date Started: 4/6/2006 Date Ended: 4/6/2006  
Borehole Depth: 11.0' Borehole Diameter: 2.25"  
Completion Method: ☐ Well Installed ☐ Backfilled with Grout ☒ Backfilled with Cuttings  
Water Level (Date/Time):

Depth (ft)	Blows per 0.5 ft.	Sample Number	Sample Depth (ft)	% Recovery	N-Value or RQD%	Headspace (ppm)	PID Reading (ppm)	Sample Description	Notes
1							0.0	Asphalt with Stone sub-base	
								Brown Sandy SILT, trace Gravel, moist	
2	NA	S-1	0-4	50	NA	NA	0.0		
3									
4							0.0	...wet	
5							0.0	...PEAT lens	
6	NA	S-2	4-8	100	NA	0.0	0.0		
7									
8							0.0	...Gravel lens	
9							0.0		
10	NA	S-3	8-11	100	NA	0.0	0.0	...no Gravel	
11							0.0		
								Refusal @ 11.0'	
16									

Notes: 1) Water levels were made at the times and under conditions stated. Fluctuations of groundwater levels may occur due to seasonal factors and other conditions.  
2) Stratification lines represent approximate boundaries. Transitions may be gradual.  
3) PID readings are referenced to a benzene standard measured in the headspace above the sample using a MiniRae 2000 equipped with a 10.6 eV lamp.  
4) NA = Not Available or Not Applicable  
5) Headspace PID readings may be influenced by moisture

**TEST BORING TB-205**

40 COMMERCIAL STREET  
ROCHESTER, NEW YORK 14614-1008  
(585) 454-0210  
FAX (585) 454-0825

NEW YORK, NEW YORK 10165-1617  
(212) 986-8645  
FAX (212) 986-8657

www.dayenvironmental.com

Davidson\My Documents\Boring-Well Logs for 3563S-04 Anderson Cleaners April 2006





DAY ENVIRONMENTAL, INC.

ENVIRONMENTAL CONSULTANTS

AN AFFILIATE OF DAY ENGINEERING, P.C

Project #: 3563S-04  
Project Address: 5 Hunt Road  
Jamestown, NY  
DAY Representative: C. Davidson  
Drilling Contractor: --  
Sampling Method: Direct Push

**TEST BORING TB-206  
(MW-203)**

Page 1 of 1

Ground Elevation: NA Datum: NA  
Date Started: 6/28/06 10:00 a.m. Date Ended: 6/28/2006  
Borehole Depth: 14.0 Borehole Diameter: 1.5"  
Completion Method: ☒ Well Installed ☐ Backfilled with Grout ☐ Backfilled with Cuttings  
Water Level (Date/Time): NA

Depth (ft)	Blows per 0.5 ft.	Sample Number	Sample Depth (ft)	% Recovery	N-Value or RQD%	Headspace (ppm)	PID Reading (ppm)	Sample Description	Notes
1	NA	S-1	0-2	100	NA	0.0	0.0	Asphalt with Sub-base	
							0.0	Brown to green sandy SILT, trace Gravel, trace Bricks, moist (FILL)	
2							0.0		
3	NA	S-2	2-4	58	NA	0.0	0.0		
4							0.0	... Organics (wood) lens 4-5.5'	
5	NA	S-3	4-6	50	NA	0.0	0.0	...gravel seam	
6							0.0	Light brown silty fine SAND, trace gravel, wet	
7	NA	S-4	6-8	75	NA	0.0	0.0		
8							0.0		
9	NA	S-5	8-10	NA	NA	0.0	0.0		
10							0.0		
11	NA	S-6	10-12	NA	NA	0.0	0.0		
12							0.0		
13	NA	S-7	12-14	NA	NA	0.0	0.0		
14								Complete @ 14.0'	
15									
16									

Notes: 1) Water levels were made at the times and under conditions stated. Fluctuations of groundwater levels may occur due to seasonal factors and other conditions.  
2) Stratification lines represent approximate boundaries. Transitions may be gradual.  
3) PID readings are referenced to a benzene standard measured in the headspace above the sample using a MiniRae 2000 equipped with a 10.6 eV lamp.  
4) NA = Not Available or Not Applicable  
5) Headspace PID readings may be influenced by moisture

**TEST BORING TB-206  
(MW-203)**

40 COMMERCIAL STREET  
ROCHESTER, NEW YORK 14614-1008  
(585) 454-0210  
FAX (585) 454-0825

[www.dayenvironmental.com](http://www.dayenvironmental.com)

NEW YORK, NEW YORK 10165-1617  
(212) 986-8645  
FAX (212) 986-8657



DAY ENVIRONMENTAL, INC.

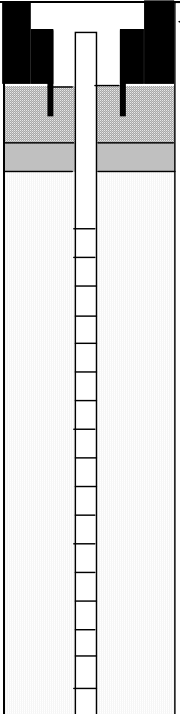
ENVIRONMENTAL CONSULTANTS

AN AFFILIATE OF DAY ENGINEERING, P.C.

## MONITORING WELL INSTALLATION LOG

Project #: 3563S-04		<b>MONITORING WELL NO. TB-206 (MW-203)</b>	
Project Address: 5 Hunt Road Jamestown, New York			
DAY Representative: C. Davidson	Ground Elevation: NA	Datum: NA	Page 1 of 1
Drilling Contractor: NA	Date Started: 6/28/2006	Date Ended: 6/28/2006	

Refer to Test Boring Log TB-203 (MW-206) for Soil Description		← Flush Mounted Roadbox
		~0.3 Depth to Top of Riser Pipe (ft)
		~0.8 Depth to Bottom of Cement Surface Patch (ft)
		Backfill Type Bentonite
		~0.8 Depth to Top of Bentonite Seal (ft)
		~2.0 Depth to Bottom of Bentonite Seal (ft)
		~5.5 Depth to Top of Well Screen (ft)
		~2.25 Diameter of Borehole (in)
		Backfill Type Indigenous Sands
		~1.0 Inside Diameter of Well (in)
	Type of Pipe PVC	
	Screen slot size 0.01 mm	
	~9.5 Depth to Bottom of Well Screen (ft)	
	~14.0 Depth of Borehole (ft)	

Notes:

Notes: 1) Water level observations were made at the times and under conditions stated. Fluctuations of groundwater levels may occur due to seasonal factors and other conditions.  
2) NA = Not Available or Not Applicable

**MONITORING WELL NO. TB-206 (MW-203)**

40 COMMERCIAL STREET  
ROCHESTER, NEW YORK 14614-1008  
(585) 454-0210  
FAX (585) 454-0825

[www.dayenvironmental.com](http://www.dayenvironmental.com)

NEW YORK, NEW YORK 10165-1617  
(212) 986-8645  
FAX (212) 986-8657

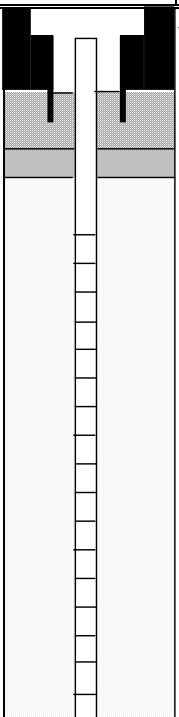


DAY ENVIRONMENTAL, INC.

ENVIRONMENTAL CONSULTANTS  
AN AFFILIATE OF DAY ENGINEERING, P.C

MONITORING WELL INSTALLATION LOG

Project #:	3563S-04			<b>MONITORING WELL MW-204</b>		
Project Address:	5 Hunt Road					
	Jamestown, New York					
DAY Representative:						
Drilling Contractor:	NA	Ground Elevation:	NA	Datum:	NA	Page 1 of 1
		Date Started:	7/5/2006	Date Ended:	7/5/2006	

	← Flush Mounted Roadbox
	~NA Depth to Top of Riser Pipe (ft)
	NA Depth to Bottom of Cement Surface Patch (ft)
	Backfill Type <u>Bentonite</u>
	~0.8 Depth to Top of Bentonite Seal (ft)
	~9.1 Depth to Bottom of Bentonite Seal (ft)
	~11.1 Depth to Top of Well Screen (ft)
	~8.0 Diameter of Borehole (in)
	Backfill Type <u>Indigenous Sands</u>
	~4.0 Inside Diameter of Well (in)
Type of Pipe <u>PVC</u>	
Screen slot size <u>0.01 mm</u>	
~16.1 Depth to Bottom of Well Screen (ft)	
~16.3 Depth of Borehole (ft)	

Notes:

- Notes: 1) Water level observations were made at the times and under conditions stated. Fluctuations of groundwater levels may occur due to seasonal factors and other conditions.  
2) NA = Not Available or Not Applicable

MONITORING WELL MW-204

40 COMMERCIAL STREET  
ROCHESTER, NEW YORK 14614-1008  
(585) 454-0210  
FAX (585) 454-0825

[www.dayenvironmental.com](http://www.dayenvironmental.com)

NEW YORK, NEW YORK 10165-1617  
(212) 986-8645  
FAX (212) 986-8657

**TEST BORINGS**

**TB-207 THRU TB-211**

**MONITORING WELLS**

**MW-205 THRU MW-209**

**12/27/2006 THRU 12/28/2006**



DAY ENVIRONMENTAL, INC.

ENVIRONMENTAL CONSULTANTS

AN AFFILIATE OF DAY ENGINEERING, P.C.

Project #: 3563S-04  
Project Address: 5 Hunt Road  
Jamestown, New York  
DAY Representative: R. Kampff  
Drilling Contractor: SJB Services  
Sampling Method: 2" Split Spoon

## TEST BORING TB-207 / MW-205

Ground Elevation: \_\_\_\_\_ Datum: \_\_\_\_\_ Page 1 of 2  
Date Started: 12/27/2006 Date Ended: 12/27/2006  
Borehole Depth: 18.8' Borehole Diameter: 11-inch  
Completion Method: ☒ Well Installed ☐ Backfilled with Grout ☐ Backfilled with Cuttings  
Water Level (Date): \_\_\_\_\_

Depth (ft)	Blows per 0.5 ft.	Sample Number	Sample Depth (ft)	% Recovery	N-Value or RQD%	Headspace PID (ppm)	PID Reading (ppm)	Sample Description	Notes
1	1	S-1	0-2		3	0		TOPSOIL AND ROOTS 0 - 0.2 feet	
	1							Very Loose, Brown, Silty, fine Sand, little Gravel, moist (FILL)	
2	2								
	1	S-2	2-4		2	0.3		... Dark Brown/Black, Septic-type Odor	
3	1								
	2								
4	2	S-3	4-6	58	8	1769	446	Loose, Tan/Brown, Clayey SAND, some Silt, trace Gravel, moist	...chemical odor
5	4								
	4								
6	5								
	5	S-4	6-8		11	9999+		... Medium Dense, little GRAVEL	...strong chemical odor
7	5								
	6								
8	5								
	3	S-5	8-10		8	1435	465		
9	4								
	4								
10	5							Medium Stiff, Brown, clayey SILT, some fine Sand, little Gravel, moist	...chemical odor
	4	S-6	10-12	100	8	88.7	40.6	...wet	
11	5								
	3								
12	2								
	1	S-7	12-14		3	26.0	30.9		
13	1								
	2								
14	4							Very loose, Brown, Sandy GRAVEL, some Silt, trace Clay, wet	
	5	S-8	14-16	83	21	35.9	0	Medium Dense, mottled Brown/Tan, Silty SAND, little Gravel, little Clay, wet (TILL)	
15	9								
	12								
16	12								

Notes: 1) Water levels were made at the times and under conditions stated. Fluctuations of groundwater levels may occur due to seasonal factors and other conditions.  
2) Stratification lines represent approximate boundaries. Transitions may be gradual.  
3) PID readings are referenced to a benzene standard measured in the headspace above the sample using a MiniRae 2000 equipped with a 10.6 eV lamp.  
4) NA = Not Available or Not Applicable  
5) Headspace PID readings may be influenced by moisture

## TEST BORING TB-207 / MW-205

40 COMMERCIAL STREET  
ROCHESTER, NEW YORK 14614-1008  
(585) 454-0210  
FAX (585) 454-0825

www.dayenvironmental.com

NEW YORK, NEW YORK 10165-1617  
(212) 986-8645  
FAX (212) 986-8657



DAY ENVIRONMENTAL, INC.

ENVIRONMENTAL CONSULTANTS

AN AFFILIATE OF DAY ENGINEERING, P.C.

Project #: 3563S-04  
Project Address: 5 Hunt Road  
Jamestown, New York  
DAY Representative: R. Kampff  
Drilling Contractor: SJB Services  
Sampling Method: 2" Split Spoon

## TEST BORING TB-207 / MW-205

Ground Elevation: \_\_\_\_\_ Datum: \_\_\_\_\_ Page 2 of 2  
Date Started: 12/27/2006 Date Ended: 12/27/2006  
Borehole Depth: 18.8' Borehole Diameter: 11-inch  
Completion Method: ☒ Well Installed ☐ Backfilled with Grout ☐ Backfilled with Cuttings  
Water Level (Date): \_\_\_\_\_

Depth (ft)	Blows per 0.5 ft.	Sample Number	Sample Depth (ft)	% Recovery	N-Value or RQD%	Headspace PID (ppm)	PID Reading (ppm)	Sample Description	Notes
17	10								
	12	S-9	16-18	58	26	55.0		Very Stiff, Gray/Brown, Clayey SILT, some Gravel/fractured Rock, little Silt, wet (TILL)	
	14								
18	17								
	22	5-10	18-18.8	100	50+	370/337		...weathered/broken Rock fragments (shale)	
	50/3							Bottom of Hole 18.8 feet - Split Spoon Refusal	
19									
20									
21									
22									
23									
24									
25									
26									
27									
28									
29									
30									
31									
32									

Notes: 1) Water levels were made at the times and under conditions stated. Fluctuations of groundwater levels may occur due to seasonal factors and other conditions.  
2) Stratification lines represent approximate boundaries. Transitions may be gradual.  
3) PID readings are referenced to a benzene standard measured in the headspace above the sample using a MiniRae 2000 equipped with a 10.6 eV lamp.  
4) NA = Not Available or Not Applicable  
5) Headspace PID readings may be influenced by moisture

## TEST BORING TB-207 / MW-205

40 COMMERCIAL STREET  
ROCHESTER, NEW YORK 14614-1008  
(585) 454-0210  
FAX (585) 454-0825

www.dayenvironmental.com

NEW YORK, NEW YORK 10165-1617  
(212) 986-8645  
FAX (212) 986-8657



DAY ENVIRONMENTAL, INC.

ENVIRONMENTAL CONSULTANTS

AN AFFILIATE OF DAY ENGINEERING, P.C.

## MONITORING WELL INSTALLATION LOG

Project #:	3563S-04	<b>MONITORING WELL MW-205</b>
Project Address:	5 Hunt Road	
	Jamestown, New York	
DAY Representative:	Ray Kampff	Ground Elevation: _____ Datum: _____
Drilling Contractor:	SJB Services	Date Started: <u>12/27/2006</u> Date Ended: <u>12/27/2006</u>
		Water Level (Date/Time): _____

Refer to Test Boring Log TB-207 (MW-205) for Soil Description

← Flush Mounted Roadbox  
\_\_\_\_ Depth to Top of Riser Pipe (ft)  
2.0 Depth to Bottom of Cement Surface Patch (ft)  
Backfill Type \_\_\_\_\_

2.0 Depth to Top of Bentonite Seal (ft)  
8.5 Depth to Bottom of Bentonite Seal (ft)

13.0 Depth to Top of Well Screen (ft)

11.0 Diameter of Borehole (in)

Backfill Type Sand

4.0 Inside Diameter of Well (in)

Type of Pipe Stainless Steel  
Screen slot size #10

18.0 Depth to Bottom of Well Screen (ft)  
18.0 Depth of Borehole (ft)

Notes: 1) Water levels were made at the times and under conditions stated. Fluctuations of groundwater levels may occur due to seasonal factors and other conditions.  
2) NA = Not Available or Not Applicable

**MONITORING WELL MW-205**[nes0289\(Anders 3563S-04\) Well Installation Logs 12-28-06.xls](#)

40 COMMERCIAL STREET  
ROCHESTER, NEW YORK 14614-1008  
(585) 454-0210  
FAX (585) 454-0825

[www.dayenvironmental.com](http://www.dayenvironmental.com)

NEW YORK, NEW YORK 10165-1617  
(212) 986-8645  
FAX (212) 986-8657



DAY ENVIRONMENTAL, INC.

ENVIRONMENTAL CONSULTANTS

AN AFFILIATE OF DAY ENGINEERING, P.C.

Project #: 3563S-04  
Project Address: 5 Hunt Road  
Jamestown, New York  
DAY Representative: R. Kampff  
Drilling Contractor: SJB Services  
Sampling Method: 2" Split Spoon

## TEST BORING TB-208 / MW-206

Ground Elevation: \_\_\_\_\_ Datum: \_\_\_\_\_ Page 1 of 1  
Date Started: 12/27/2006 Date Ended: 12/27/2006  
Borehole Depth: 16.0' Borehole Diameter: 11-inch  
Completion Method: ☒ Well Installed ☐ Backfilled with Grout ☐ Backfilled with Cuttings  
Water Level (Date): \_\_\_\_\_

Depth (ft)	Blows per 0.5 ft.	Sample Number	Sample Depth (ft)	% Recovery	N-Value or RQD%	Headspace PID (ppm)	PID Reading (ppm)	Sample Description	Notes
1	3	S-1	0-2	65	2	20.3	0	0.1' Asphalt pavement	
	4							Loose, Gray/Brown, Gravel, some Sand, Brick fragments (FILL)	
2	3	S-2	2-4	33	6	34.6	0	...clayey Sand, some Gravel (FILL)	
	4								
3	3								
	2								
4	5	S-3	4-6	58	9	17.0	0	Loose, Gray/Brown Silty SAND, some Clay, moist	
5	3								
	6								
6	5	S-4	6-8	60	9	10.0	0	...verves of Clayey SILT beginning at 6'	
7	4								
	5								
8	7								
9	9	S-5	8-10	75	23	24.9		Medium Dense, Brown, fine to medium SAND, some Silt, trace Clay, wet	
10	11								
	12								
11	7	S-6	10-12	58	18	12.5		Medium Dense, mottled Brown/Tan, Sandy SILT, trace Clay, wet	
12	9								
	8								
13	9	S-7	12-14	67	22	2.6		...Gravel lens @ 11.0'	
14	10								
	12								
15	12	S-8	14-16	50	39	61	0	Dense, Brown, Silty SAND, some Clay, little Gravel, wet (TILL)	
16	25								
	14								
	26								
								Bottom of Hole 16.0'	

Notes: 1) Water levels were made at the times and under conditions stated. Fluctuations of groundwater levels may occur due to seasonal factors and other conditions.  
2) Stratification lines represent approximate boundaries. Transitions may be gradual.  
3) PID readings are referenced to a benzene standard measured in the headspace above the sample using a MiniRae 2000 equipped with a 10.6 eV lamp.  
4) NA = Not Available or Not Applicable  
5) Headspace PID readings may be influenced by moisture

## TEST BORING TB-208 / MW-206

40 COMMERCIAL STREET  
ROCHESTER, NEW YORK 14614-1008  
(585) 454-0210  
FAX (585) 454-0825

www.dayenvironmental.com

NEW YORK, NEW YORK 10165-1617  
(212) 986-8645  
FAX (212) 986-8657





DAY ENVIRONMENTAL, INC.

ENVIRONMENTAL CONSULTANTS

AN AFFILIATE OF DAY ENGINEERING, P.C.

## MONITORING WELL INSTALLATION LOG

Project #:	3563S-04	<b>MONITORING WELL MW-206</b>
Project Address:	5 Hunt Road	
	Jamestown, New York	
DAY Representative:	Ray Kampff	Ground Elevation: _____ Datum: _____
Drilling Contractor:	SJB Services	Date Started: <u>12/27/2006</u> Date Ended: <u>12/27/2006</u>
		Water Level (Date/Time): _____

Refer to Test Boring Log TB-208 (MW-206) for Soil Description

← Flush Mounted Roadbox  
\_\_\_\_ Depth to Top of Riser Pipe (ft)  
2.0 Depth to Bottom of Cement Surface Patch (ft)  
Backfill Type \_\_\_\_\_

2.0 Depth to Top of Bentonite Seal (ft)  
5.0 Depth to Bottom of Bentonite Seal (ft)

6.0 Depth to Top of Well Screen (ft)

11.0 Diameter of Borehole (in)

Backfill Type Sand

4.0 Inside Diameter of Well (in)

Type of Pipe PVC  
Screen slot size #10

16.0 Depth to Bottom of Well Screen (ft)  
16.0 Depth of Borehole (ft)

Notes: 1) Water levels were made at the times and under conditions stated. Fluctuations of groundwater levels may occur due to seasonal factors and other conditions.  
2) NA = Not Available or Not Applicable

**MONITORING WELL MW-206**[nes0289\(Anders 3563S-04\) Well Installation Logs 12-28-06.xls](#)

40 COMMERCIAL STREET  
ROCHESTER, NEW YORK 14614-1008  
(585) 454-0210  
FAX (585) 454-0825

[www.dayenvironmental.com](http://www.dayenvironmental.com)

NEW YORK, NEW YORK 10165-1617  
(212) 986-8645  
FAX (212) 986-8657



DAY ENVIRONMENTAL, INC.

ENVIRONMENTAL CONSULTANTS

AN AFFILIATE OF DAY ENGINEERING, P.C.

Project #: 3563S-04  
Project Address: 5 Hunt Road  
Jamestown, New York  
DAY Representative: R. Kampff  
Drilling Contractor: SJB Services  
Sampling Method: 2" Split Spoon

## TEST BORING TB-209 / MW-207

Ground Elevation: \_\_\_\_\_ Datum: \_\_\_\_\_ Page 1 of 1  
Date Started: 12/28/2006 Date Ended: 12/28/2006  
Borehole Depth: 14.0' Borehole Diameter: 11-inch  
Completion Method: ☒ Well Installed ☐ Backfilled with Grout ☐ Backfilled with Cuttings  
Water Level (Date): \_\_\_\_\_

Depth (ft)	Blows per 0.5 ft.	Sample Number	Sample Depth (ft)	% Recovery	N-Value or RQD%	Headspace PID (ppm)	PID Reading (ppm)	Sample Description	Notes
1	1	S-1	0-2	50	3	0	0	Very Loose, Brown, Clayey Silt, little Sand, trace Organics (roots), moist (FILL)	
2	2								
3	2	S-2	2-4	58	4	0	0	Black. TOPSOIL, original ground surface	
4	2								
5	4	S-3	4-6	100	5	646	6	Loose, Gray, clayey SILT, some Sand, moist	
6	4								
7	4	S-4	6-8	67	9	5.6	0	Loose, Gray, Silty SAND, some Clay, trace Gravel, moist	
8	7								
9	3	S-5	8-10	58	7	662		...chemical odor	
10	4							...little Gravel	
11	3	S-6	10-12	50	13	585	158	Loose, Brown, medium to coarse SAND	
12	5							Medium Dense, Brown, Silty SAND, trace Clay, moist	
13	9	S-7	12-14	100	23	9999+	187		
14	25						5,675	Medium Dense, Brown, Silty SAND, little Clay, Rock fragments, wet (TILL)	
15								Bottom of Hole 14.0'	
16									

Notes: 1) Water levels were made at the times and under conditions stated. Fluctuations of groundwater levels may occur due to seasonal factors and other conditions.  
2) Stratification lines represent approximate boundaries. Transitions may be gradual.  
3) PID readings are referenced to a benzene standard measured in the headspace above the sample using a MiniRae 2000 equipped with a 10.6 eV lamp.  
4) NA = Not Available or Not Applicable  
5) Headspace PID readings may be influenced by moisture

## TEST BORING TB-209 / MW-207

40 COMMERCIAL STREET  
ROCHESTER, NEW YORK 14614-1008  
(585) 454-0210  
FAX (585) 454-0825

www.dayenvironmental.com

NEW YORK, NEW YORK 10165-1617  
(212) 986-8645  
FAX (212) 986-8657



DAY ENVIRONMENTAL, INC.

ENVIRONMENTAL CONSULTANTS

AN AFFILIATE OF DAY ENGINEERING, P.C.

## MONITORING WELL INSTALLATION LOG

Project #:	3563S-04	<b>MONITORING WELL MW-207</b>
Project Address:	5 Hunt Road	
	Jamestown, New York	
DAY Representative:	Ray Kampff	Ground Elevation: _____ Datum: _____
Drilling Contractor:	SJB Services	Date Started: <u>12/27/2006</u> Date Ended: <u>12/27/2006</u>
		Water Level (Date/Time): _____

Refer to Test Boring Log TB-208 (MW-206) for Soil Description

← Flush Mounted Roadbox  
\_\_\_\_ Depth to Top of Riser Pipe (ft)  
2.0 Depth to Bottom of Cement Surface Patch (ft)  
Backfill Type \_\_\_\_\_

2.0 Depth to Top of Bentonite Seal (ft)  
8.0 Depth to Bottom of Bentonite Seal (ft)

9.0 Depth to Top of Well Screen (ft)

11.0 Diameter of Borehole (in)

Backfill Type Sand

4.0 Inside Diameter of Well (in)

Type of Pipe Stainless Steel  
Screen slot size #10

14.0 Depth to Bottom of Well Screen (ft)  
14.0 Depth of Borehole (ft)

Notes: 1) Water levels were made at the times and under conditions stated. Fluctuations of groundwater levels may occur due to seasonal factors and other conditions.  
2) NA = Not Available or Not Applicable

**MONITORING WELL MW-207**[nes0289\(Anders 3563S-04\) Well Installation Logs 12-28-06.xls](#)

40 COMMERCIAL STREET  
ROCHESTER, NEW YORK 14614-1008  
(585) 454-0210  
FAX (585) 454-0825

[www.dayenvironmental.com](http://www.dayenvironmental.com)

NEW YORK, NEW YORK 10165-1617  
(212) 986-8645  
FAX (212) 986-8657



DAY ENVIRONMENTAL, INC.

ENVIRONMENTAL CONSULTANTS

AN AFFILIATE OF DAY ENGINEERING, P.C.

Project #: 3563S-04  
Project Address: 5 Hunt Road  
Jamestown, New York  
DAY Representative: R. Kampff  
Drilling Contractor: SJB Services  
Sampling Method: 2" Split Spoon

## TEST BORING TB-210 / MW-208

Ground Elevation: \_\_\_\_\_ Datum: \_\_\_\_\_ Page 1 of 1  
Date Started: 12/28/2006 Date Ended: 12/28/2006  
Borehole Depth: 14.0' Borehole Diameter: 11-inch  
Completion Method: ☒ Well Installed ☐ Backfilled with Grout ☐ Backfilled with Cuttings  
Water Level (Date): \_\_\_\_\_

Depth (ft)	Blows per 0.5 ft.	Sample Number	Sample Depth (ft)	% Recovery	N-Value or RQD%	Headspace PID (ppm)	PID Reading (ppm)	Sample Description	Notes
1	1	S-1	0-2		4	0.4	0	TOPSOIL and ROOTS	
	1							Loose, Brown/Black, Clayey Silt, some Gravel, moist (FILL)	
2	3								
	2								
3	1	S-2	2-4	-	2	--	--		
	1								
4	1								
5	2	S-3	4-6	67	4	52.5	0		
	2							Loose, Gray/Brown, Silty SAND, little Clay, little Gravel, moist	
6	3								
7	2	S-4	6-8		4	101		...Brown, wet	
	2								
8	3								
9	5	S-5	8-10	75	25	80.6		Medium Dense, Brown fine to coarse SAND, little Silt, wet	
	9							Medium Dense, Gray fine to medium SAND, trace Silt, wet	
10	16								
	16								
11	8	S-6	10-12		17	0			
	7								
12	10								
	12								
13	10	S-7	12-14	67	33	13.7	31.4		
	14								
14	19							Dense, Gray/Brown, Silty SAND, some Clay, trace Rock fragments, wet (TILL)	
	21								
15								Bottom of Hole 14.0'	
16									

Notes: 1) Water levels were made at the times and under conditions stated. Fluctuations of groundwater levels may occur due to seasonal factors and other conditions.  
2) Stratification lines represent approximate boundaries. Transitions may be gradual.  
3) PID readings are referenced to a benzene standard measured in the headspace above the sample using a MiniRae 2000 equipped with a 10.6 eV lamp.  
4) NA = Not Available or Not Applicable  
5) Headspace PID readings may be influenced by moisture

## TEST BORING TB-210 / MW-208

40 COMMERCIAL STREET  
ROCHESTER, NEW YORK 14614-1008  
(585) 454-0210  
FAX (585) 454-0825

www.dayenvironmental.com

NEW YORK, NEW YORK 10165-1617  
(212) 986-8645  
FAX (212) 986-8657



DAY ENVIRONMENTAL, INC.

ENVIRONMENTAL CONSULTANTS

AN AFFILIATE OF DAY ENGINEERING, P.C.

## MONITORING WELL INSTALLATION LOG

Project #:	3563S-04	<b>MONITORING WELL MW-208</b>
Project Address:	5 Hunt Road	
	Jamestown, New York	
DAY Representative:	Ray Kampff	Ground Elevation: _____ Datum: _____
Drilling Contractor:	SJB Services	Date Started: <u>12/28/2006</u> Date Ended: <u>12/28/2006</u>
		Water Level (Date/Time): _____

Refer to Test Boring Log TB-210 (MW-208) for Soil Description

← Flush Mounted Roadbox  
\_\_\_\_ Depth to Top of Riser Pipe (ft)  
2.0 Depth to Bottom of Cement Surface Patch (ft)  
Backfill Type \_\_\_\_\_

2.0 Depth to Top of Bentonite Seal (ft)  
10.5 Depth to Bottom of Bentonite Seal (ft)

11.5 Depth to Top of Well Screen (ft)

11.0 Diameter of Borehole (in)

Backfill Type Sand

4.0 Inside Diameter of Well (in)

Type of Pipe PVC  
Screen slot size #10

16.5 Depth to Bottom of Well Screen (ft)  
16.5 Depth of Borehole (ft)

Notes: 1) Water levels were made at the times and under conditions stated. Fluctuations of groundwater levels may occur due to seasonal factors and other conditions.  
2) NA = Not Available or Not Applicable

**MONITORING WELL MW-208**[nes0289\(Anders 3563S-04\) Well Installation Logs 12-28-06.xls](#)

40 COMMERCIAL STREET  
ROCHESTER, NEW YORK 14614-1008  
(585) 454-0210  
FAX (585) 454-0825

[www.dayenvironmental.com](http://www.dayenvironmental.com)

NEW YORK, NEW YORK 10165-1617  
(212) 986-8645  
FAX (212) 986-8657



DAY ENVIRONMENTAL, INC.

ENVIRONMENTAL CONSULTANTS

AN AFFILIATE OF DAY ENGINEERING, P.C.

Project #: 3563S-04  
Project Address: 5 Hunt Road  
Jamestown, New York  
DAY Representative: D. Gnage  
Drilling Contractor: SJB Services  
Sampling Method: 2" Split Spoon

## TEST BORING TB-211 / MW-209

Ground Elevation: \_\_\_\_\_ Datum: \_\_\_\_\_ Page 1 of 1  
Date Started: 12/28/2006 Date Ended: 12/28/2006  
Borehole Depth: 14.5' Borehole Diameter: 11-inch  
Completion Method: ☒ Well Installed ☐ Backfilled with Grout ☐ Backfilled with Cuttings  
Water Level (Date): \_\_\_\_\_

Depth (ft)	Blows per 0.5 ft.	Sample Number	Sample Depth (ft)	% Recovery	N-Value or RQD%	Headspace PID (ppm)	PID Reading (ppm)	Sample Description	Notes
1	2	S-1	0-2	65	5	0	0	Loose, Brown to Red/Brown, fine to medium Sand, some Silt, little fine Gravel, moist (FILL)	...chemical-type odor
	3								
2	2	S-2	2-4	25	5	37.2	0	Loose, Brown to Dark Brown, coarse Gravel, trace fine Sand and Silt, wet (FILL)	
	1								
3	4	S-3	4-6	65	7	199	422	Loose, Gray, fine to medium Sand and Silt, trace fine Gravel, moist (FILL)	
	3								
4	3	S-4	6-8	55	7	122	49.5	Loose, Brown, Silty, fine to medium SAND, little Clay, trace fine Gravel, moist	
	2								
5	4	S-5	8-10	25	12	344	45.2	Medium Dense, wood pieces @ 8'	
	3								
6	3	S-6	10-12	65	7	2.0	0.0	Loose, Brown, Clayey SILT, some fine Sand, wet	
	4								
7	4	S-7	12-14	50	12	0	0.0	Red/Brown, Silty SAND, trace fine Gravel, moist (TILL)	
	5								
8	3							Bottom of Hole @ 14.5'	
	4								
9	5								
	7								
10	9								
11									
12									
13									
14									
15									
16									

Notes: 1) Water levels were made at the times and under conditions stated. Fluctuations of groundwater levels may occur due to seasonal factors and other conditions.  
2) Stratification lines represent approximate boundaries. Transitions may be gradual.  
3) PID readings are referenced to a benzene standard measured in the headspace above the sample using a MiniRae 2000 equipped with a 10.6 eV lamp.  
4) NA = Not Available or Not Applicable  
5) Headspace PID readings may be influenced by moisture

## TEST BORING TB-211 / MW-209

40 COMMERCIAL STREET  
ROCHESTER, NEW YORK 14614-1008  
(585) 454-0210  
FAX (585) 454-0825

www.dayenvironmental.com

NEW YORK, NEW YORK 10165-1617  
(212) 986-8645  
FAX (212) 986-8657



DAY ENVIRONMENTAL, INC.

ENVIRONMENTAL CONSULTANTS

AN AFFILIATE OF DAY ENGINEERING, P.C.

## MONITORING WELL INSTALLATION LOG

Project #:	3563S-04	<b>MONITORING WELL MW-209</b>
Project Address:	5 Hunt Road	
	Jamestown, New York	
DAY Representative:	David Gnage	Ground Elevation: _____ Datum: _____
Drilling Contractor:	SJB Services	Date Started: <u>12/28/2006</u> Date Ended: <u>12/28/2006</u>
		Water Level (Date/Time): _____

Refer to Test Boring Log TB-211 (MW-209) for Soil Description

← Flush Mounted Roadbox  
\_\_\_\_ Depth to Top of Riser Pipe (ft)  
1.5 Depth to Bottom of Cement Surface Patch (ft)  
Backfill Type \_\_\_\_\_

1.5 Depth to Top of Bentonite Seal (ft)  
3.0 Depth to Bottom of Bentonite Seal (ft)

4.5 Depth to Top of Well Screen (ft)

11.0 Diameter of Borehole (in)

Backfill Type Sand

4.0 Inside Diameter of Well (in)

Type of Pipe PVC  
Screen slot size #10

14.5 Depth to Bottom of Well Screen (ft)  
14.5 Depth of Borehole (ft)

Notes: 1) Water levels were made at the times and under conditions stated. Fluctuations of groundwater levels may occur due to seasonal factors and other conditions.  
2) NA = Not Available or Not Applicable

**MONITORING WELL MW-209**[nes0289\(Anders 3563S-04\) Well Installation Logs 12-28-06.xls](#)

40 COMMERCIAL STREET  
ROCHESTER, NEW YORK 14614-1008  
(585) 454-0210  
FAX (585) 454-0825

[www.dayenvironmental.com](http://www.dayenvironmental.com)

NEW YORK, NEW YORK 10165-1617  
(212) 986-8645  
FAX (212) 986-8657

**TEST BORINGS/MONITORING WELLS**

**BR-02FR**

**BR-02R**

**BR-03R**

**11/12/2009 THRU 11/18/2009**



## ROCK DISCONTINUITY CLASSIFICATION LEGEND

The orientation, degree of opening and weathering of prominent discontinuities encountered in the rock core are described by the following designations. Generally, discontinuities that are considered to be minor (e.g., closed and/or fresh) are not identified. Similarly, discontinuities within fracture zones are not identified and the rock core is described as “fractured and weathered rock”.

### *Orientation*

- H = Horizontal 0 °  
LA = Low Angle (less than 45 °)  
HA = High Angle (greater than 45 °)

### *Degree of Opening*

- C = Closed; core pieces fit together tightly with less than 1/16 inch opening.  
SO = Slightly Open; 1/16 inch to 1/8 inch opening.  
O = Open; greater than 1/8 inch opening.

### *Weathering*

- F = Fresh; joints generally unweathered, but may show slight staining.  
S = Slight; joints stained and may contain trace amounts of clay filling.  
M = Moderate; joints discolored and weathered, often with clay filling.  
V = Severe; joints weathered and worn with fractured rock evident.



DAY ENVIRONMENTAL, INC.

ENVIRONMENTAL CONSULTANTS

AN AFFILIATE OF DAY ENGINEERING, P.C.

Project #:	3563S-04	<b>TEST BORING BR-02 FR</b>				
Project Address:	5 Hunt Road					
	Jamestown, New York	Ground Elevation:	--	Datum:	--	Page 1 of 2
DAY Representative:	C. Hampton	Date Started:	11/16/2009	Date Ended:	11/18/2009	
Drilling Contractor:	SJB Services, Inc./CME 550x	Borehole Depth:	30.5'	Borehole Diameter:	Soil 12" / Rock 3.75"	
Sampling Method:	Split Spoon and NQ Rock Core	Completion Method:	<input checked="" type="checkbox"/> Well Installed <input type="checkbox"/> Backfilled with Grout <input type="checkbox"/> Backfilled with Cuttings			
		Water Level (Date):				

Depth (ft)	Blows per 0.5 ft.	Sample Number	Sample Depth (ft)	% Recovery	N-Value or RQD%	Headspace PID (ppm)	PID Reading (ppm)	Sample Description	Notes
1	2	S-1	0-2	65	5	50.4	0	Brown, Silt, little Sand, trace Gravel, Roots, moist (FILL/TOPSOIL)	Black staining 2.7' - 3.3', petroleum-type odor
	2						Loose, Brown, Silty Gravel, trace Sand, intermixed Brick Fragments, moist (FILL)		
	3								
2	1					3.5			
	4	S-2A	1.0-3.5			183			
3	1			50	3		30		
	2								
4	2	S-2B	3.5-4.0			132		Loose, Gray Sandy SILT, little Gravel, wet	
	3						4.2		
5	4	S-3	4-6	80	8	581			
	4								
6	6						287		
	6						120	Medium Dense, Gray Silty SAND, little Gravel, wet	
7	7	S-4	6-8	100	14	175			
	7								
8	10						18.2	...Loose	
	1						1.9		
9	2	S-5	8-10	60	7	285			
	5								
10	5						18.3	Loose, Brown fine to medium SAND, little Silt, wet	
	W/H	S-6A	10-11.7			343	27.1		
11	12			85	15			...Medium Dense, trace Gravel	
	3								
12	6	S-6B	11.7-12			136	146	Medium Dense, Gray/Brown Sandy SILT, little Gravel, moist	
	7						--		
13	11	S-7	12-14	50	25	911			
	14								
14	16						21.5		
	7						--		
15	10	S-8	14-16	50	21	4114			
	11						4182 max	Medium Dense, Gray Silty SAND, little Gravel, wet (TILL)	
16	14								

Notes: 1) Water levels were made at the times and under conditions stated. Fluctuations of groundwater levels may occur due to seasonal factors and other conditions.  
2) Stratification lines represent approximate boundaries. Transitions may be gradual.  
3) PID readings are referenced to a benzene standard measured in the headspace above the sample using a MiniRae 2000 equipped with a 10.6 eV lamp.  
4) NA = Not Available or Not Applicable  
5) Headspace PID readings may be influenced by moisture

**TEST BORING BR-02 FR**

40 COMMERCIAL STREET  
ROCHESTER, NEW YORK 14614-1008  
(585) 454-0210  
FAX (585) 454-0825

www.dayenvironmental.com

NEW YORK, NEW YORK 10165-1617  
(212) 986-8645  
FAX (212) 986-8657

**day**

DAY ENVIRONMENTAL, INC.

ENVIRONMENTAL CONSULTANTS

AN AFFILIATE OF DAY ENGINEERING, P.C.

Project #: 3563S-04  
Project Address: 5 Hunt Road  
Jamestown, New York  
DAY Representative: C. Hampton  
Drilling Contractor: SJB Services, Inc./CME 550x  
Sampling Method: Split Spoon and NQ Rock Core

**TEST BORING BR-02 FR**

Page 2 of 2

Depth (ft)	Blows per 0.5 ft.	Sample Number	Sample Depth (ft)	% Recovery	N-Value or RQD%	Headspace PID (ppm)	PID Reading (ppm)	Sample Description	Notes
6	8	S-9	16-18	50	17	4194 max	4194 max	Medium Dense, Gray Silty SAND, little Gravel, wet (TILL)	Evidence of DNAPL and Chemical Odors
17	9								
18	13						3370		
18	W/H						2720		
19	3	S-10	18-20	60	14	4194 max	4194 max		
20	11						4194 max		
20	14						4194 max		
21	1	S-11	20-22	90	25	4194 max	4194 max		
21	10						4194 max		
21	15						4194 max		
22	21						4194 max		
22	20	S-12	22-22.6	100	50+	4194 max	4194 max	...Shale fragments	Split Spoon Refusal 22.6'
23	50/1						22.6	Gray, fractured and weathered SHALE from 22.6' to 28.2', chemical type odor noted between 24.3' and 24.7'	
24		C-1	22.6-25.8	78	0		12.7		
25							865		
26							18.6		
27									
28		C-2	25.8-30.5	91	28		15.6		
29							0.6	Gray, moderately weathered SHALE with horizontal to low angle fractures	
30							0		
31								Bottom of Hole @ 30.5'	
32									

Notes: 1) Water levels were made at the times and under conditions stated. Fluctuations of groundwater levels may occur due to seasonal factors and other conditions.  
2) Stratification lines represent approximate boundaries. Transitions may be gradual.  
3) PID readings are referenced to a benzene standard measured in the headspace above the sample using a MiniRae 2000 equipped with a 10.6 eV lamp.  
4) NA = Not Available or Not Applicable  
5) Headspace PID readings may be influenced by moisture

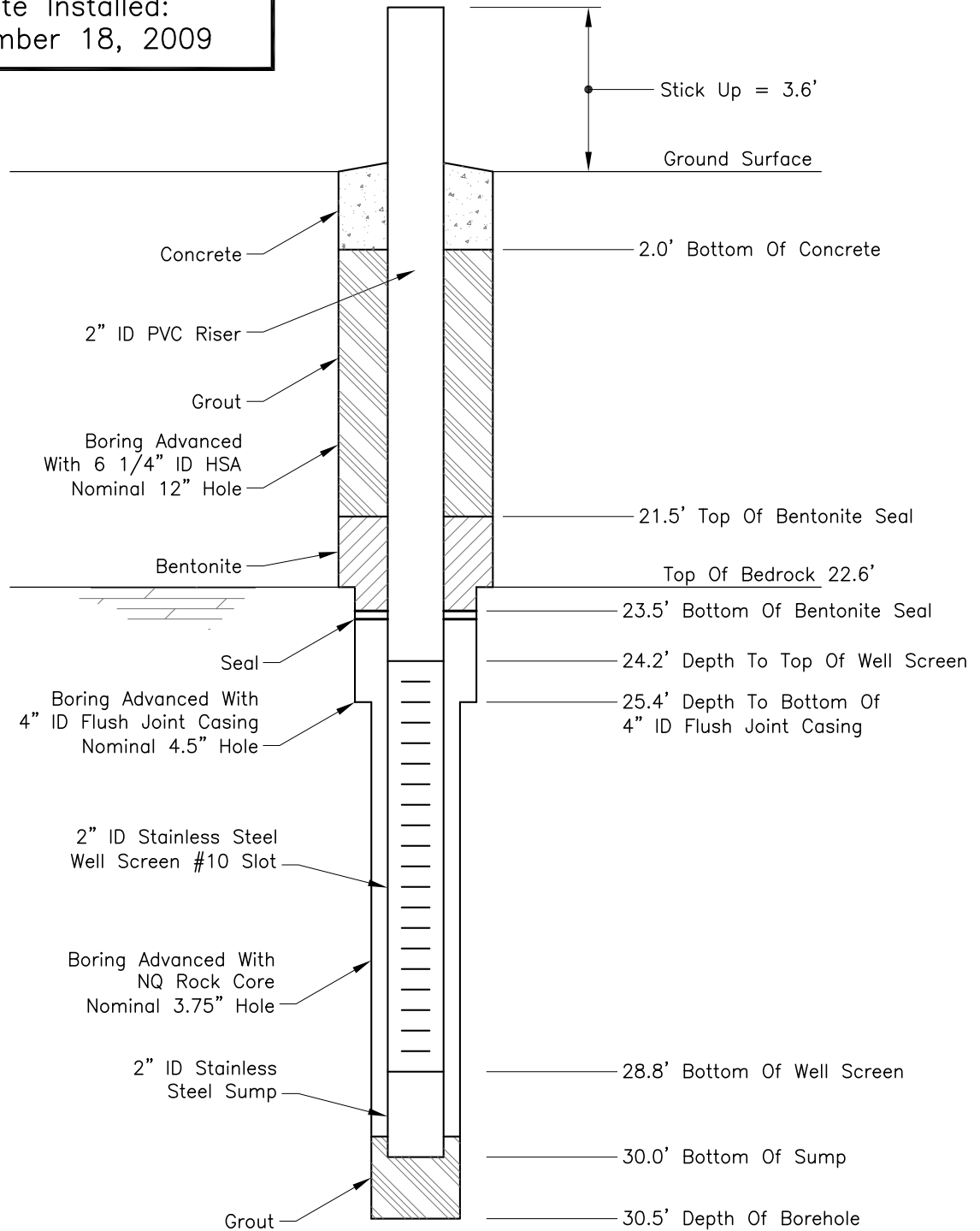
**TEST BORING BR-02 FR**

40 COMMERCIAL STREET  
ROCHESTER, NEW YORK 14614-1008  
(585) 454-0210  
FAX (585) 454-0825

www.dayenvironmental.com

NEW YORK, NEW YORK 10165-1617  
(212) 986-8645  
FAX (212) 986-8657

Monitoring Well BR-02 FR  
Date Installed:  
November 18, 2009



DATE  
12-7-2009

DRAWN BY  
RJM

SCALE  
No Scale



**DAY ENVIRONMENTAL, INC.**  
ENVIRONMENTAL CONSULTANTS  
ROCHESTER, NEW YORK 14614-1008  
NEW YORK, NEW YORK 10016-0710

PROJECT TITLE  
5 HUNT ROAD  
JAMESTOWN, NEW YORK

BROWNFIELD CLEANUP PROGRAM  
DRAWING TITLE

Well Diagram Monitoring Well BR-02 FR

PROJECT NO.  
**3563S-04**

**FIGURE 1**



DAY ENVIRONMENTAL, INC.

ENVIRONMENTAL CONSULTANTS

AN AFFILIATE OF DAY ENGINEERING, P.C.

Project #:	3563S-04	<b>TEST BORING BR-02 R</b>				
Project Address:	5 Hunt Road					
	Jamestown, New York	Ground Elevation:	--	Datum:	--	Page 1 of 3
DAY Representative:	C. Hampton	Date Started:	11/12/2009	Date Ended:	11/16/2009	
Drilling Contractor:	SJB Services, Inc./CME 550x	Borehole Depth:	41.0'	Borehole Diameter:		
Sampling Method:	NQ Rock Core	Completion Method:	<input checked="" type="checkbox"/> Well Installed <input type="checkbox"/> Backfilled with Grout <input type="checkbox"/> Backfilled with Cuttings			
		Water Level (Date):				

Depth (ft)	Blows per 0.5 ft.	Sample Number	Sample Depth (ft)	% Recovery	N-Value or RQD%	Headspace PID (ppm)	PID Reading (ppm)	Sample Description	Notes
1									Cuttings observed w/augers at 2.5'
2									exhibited a petroleum/diesel odor and peak
3									PID = 258 ppm
4									
5								Test Boring Advanced to Refusal Using 6 1/4" ID Hollow Stem Augers;	
6								No Samples Collected	
7									
8									
9									
10									
11									
12									
13									
14									
15									
16									

Notes: 1) Water levels were made at the times and under conditions stated. Fluctuations of groundwater levels may occur due to seasonal factors and other conditions.  
2) Stratification lines represent approximate boundaries. Transitions may be gradual.  
3) PID readings are referenced to a benzene standard measured in the headspace above the sample using a MiniRae 2000 equipped with a 10.6 eV lamp.  
4) NA = Not Available or Not Applicable  
5) Headspace PID readings may be influenced by moisture

**TEST BORING BR-02 R**

40 COMMERCIAL STREET  
ROCHESTER, NEW YORK 14614-1008  
(585) 454-0210  
FAX (585) 454-0825

www.dayenvironmental.com

NEW YORK, NEW YORK 10165-1617  
(212) 986-8645  
FAX (212) 986-8657

**day**

DAY ENVIRONMENTAL, INC.

ENVIRONMENTAL CONSULTANTS

AN AFFILIATE OF DAY ENGINEERING, P.C.

Project #: 3563S-04  
Project Address: 5 Hunt Road  
Jamestown, New York  
DAY Representative: C. Hampton  
Drilling Contractor: SJB Services, Inc./CME 550x  
Sampling Method: NQ Rock Core

**TEST BORING BR-02 R**

Page 2 of 3

Depth (ft)	Blows per 0.5 ft.	Sample Number	Sample Depth (ft)	% Recovery	N-Value or RQD%	Headspace PID (ppm)	PID Reading (ppm)	Sample Description	Notes
17									
18									
19								Test Boring Advanced to Refusal Using 6 1/4" ID Hollow Stem Augers; No Samples Collected	
20									
21									
22							0	Gray fractured and weathered SHALE 21.8' to 27.6'	Auger Refusal @ 21.8'
23									
24		C-1	21.8-26.8	56	0		0		
25							0		
26									
27							2.6		
28							15.8	Gray fresh to moderately weathered SHALE with horizontal to low angle fractures and occasional high angle fractures	
29		C-2	26.8-31.8	95	50		11.6		H <sub>2</sub> O, mV
30							0.8		H <sub>2</sub> O, S
31									H <sub>2</sub> O, mV
32									LA <sub>2</sub> O, m

Notes: 1) Water levels were made at the times and under conditions stated. Fluctuations of groundwater levels may occur due to seasonal factors and other conditions.  
2) Stratification lines represent approximate boundaries. Transitions may be gradual.  
3) PID readings are referenced to a benzene standard measured in the headspace above the sample using a MiniRae 2000 equipped with a 10.6 eV lamp.  
4) NA = Not Available or Not Applicable  
5) Headspace PID readings may be influenced by moisture

**TEST BORING BR-02 R**

40 COMMERCIAL STREET  
ROCHESTER, NEW YORK 14614-1008  
(585) 454-0210  
FAX (585) 454-0825

www.dayenvironmental.com

NEW YORK, NEW YORK 10165-1617  
(212) 986-8645  
FAX (212) 986-8657



DAY ENVIRONMENTAL, INC.

ENVIRONMENTAL CONSULTANTS

AN AFFILIATE OF DAY ENGINEERING, P.C.

Project #: 3563S-04  
Project Address: 5 Hunt Road  
Jamestown, New York  
DAY Representative: C. Hampton  
Drilling Contractor: SJB Services, Inc./CME 550x  
Sampling Method: NQ Rock Core

TEST BORING BR-02 R

Page 3 of 3

Depth (ft)	Blows per 0.5 ft.	Sample Number	Sample Depth (ft)	% Recovery	N-Value or RQD%	Headspace PID (ppm)	PID Reading (ppm)	Sample Description	Notes
33							0	Gray, fresh to slightly weathered SHALE with slight to moderately weathered horizontal to low angle fractures and occasional high angle fractures	H, 0, mV
34		C-3	31.8-35.6	100	43		0		H, 50, S H, 50, m HA, 50, S
35							0		H, 50, S
36							0		
37							0		
38		C-4	35.6-41.0	100	42		0		H, 50, S Fractured Rock
39									
40									LA, 50, S H, 50, S HA, 50, m
41							0		
42								Bottom of Hole @ 41.0'	
43									
44									
45									
46									
47									
48									

- Notes: 1) Water levels were made at the times and under conditions stated. Fluctuations of groundwater levels may occur due to seasonal factors and other conditions.  
2) Stratification lines represent approximate boundaries. Transitions may be gradual.  
3) PID readings are referenced to a benzene standard measured in the headspace above the sample using a MiniRae 2000 equipped with a 10.6 eV lamp.  
4) NA = Not Available or Not Applicable  
5) Headspace PID readings may be influenced by moisture

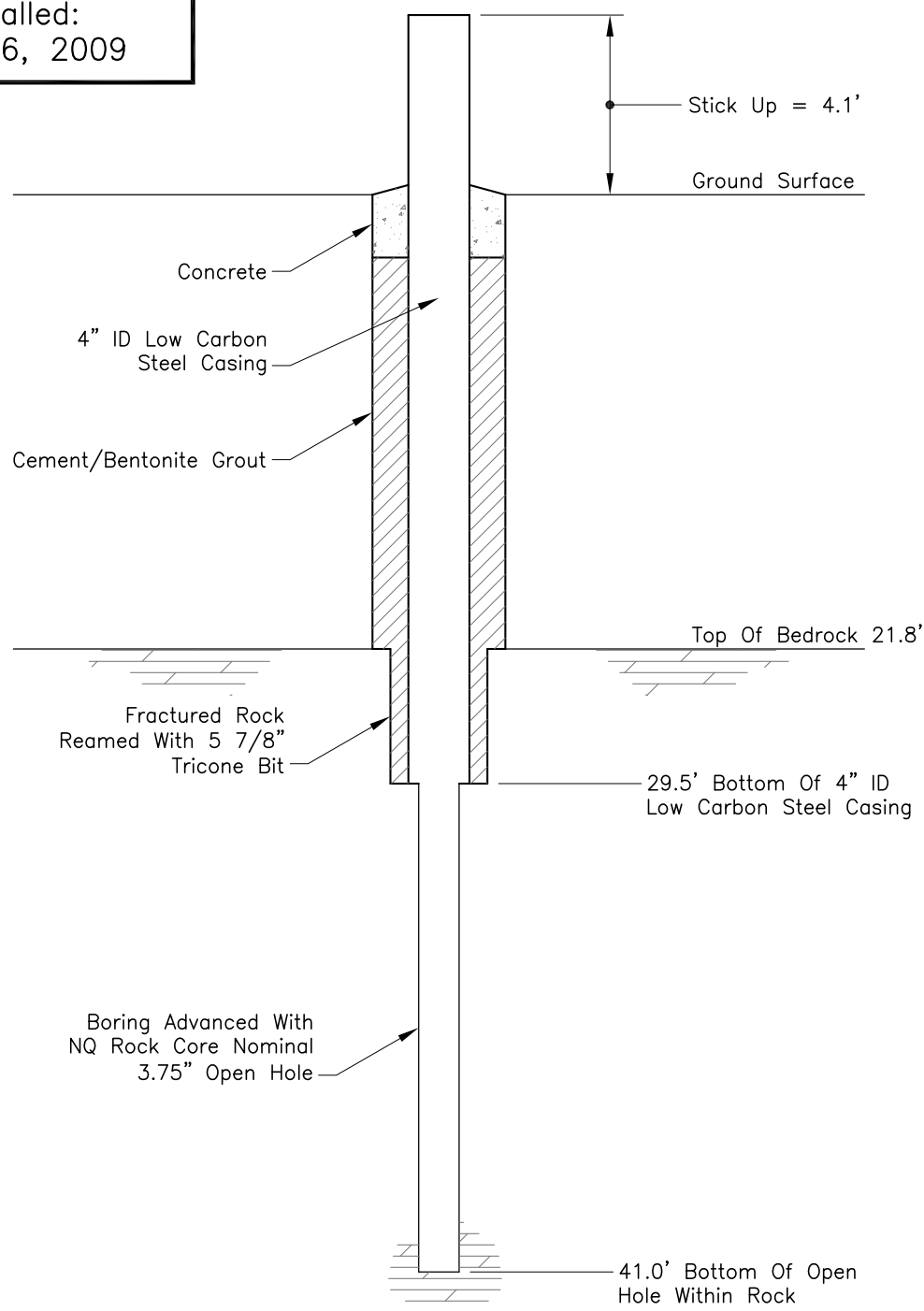
TEST BORING BR-02 R

40 COMMERCIAL STREET  
ROCHESTER, NEW YORK 14614-1008  
(585) 454-0210  
FAX (585) 454-0825

www.dayenvironmental.com

NEW YORK, NEW YORK 10165-1617  
(212) 986-8645  
FAX (212) 986-8657

Monitoring Well BR-02 R  
Date Installed:  
November 16, 2009



DATE  
12-7-2009

DRAWN BY  
RJM

SCALE  
No Scale



**DAY ENVIRONMENTAL, INC.**  
ENVIRONMENTAL CONSULTANTS  
ROCHESTER, NEW YORK 14614-1008  
NEW YORK, NEW YORK 10016-0710

PROJECT TITLE  
5 HUNT ROAD  
JAMESTOWN, NEW YORK

BROWNFIELD CLEANUP PROGRAM  
DRAWING TITLE

Well Diagram Monitoring Well BR-02 R

PROJECT NO.  
**3563S-04**

**FIGURE 2**





DAY ENVIRONMENTAL, INC.

ENVIRONMENTAL CONSULTANTS

AN AFFILIATE OF DAY ENGINEERING, P.C.

Project #:	3563S-04	<b>TEST BORING BR-03 R</b>				
Project Address:	5 Hunt Road					
	Jamestown, New York	Ground Elevation:	--	Datum:	--	Page 1 of 3
DAY Representative:	C. Hampton	Date Started:	11/13/2009	Date Ended:	11/18/2009	
Drilling Contractor:	SJB Services, Inc./CME 550x	Borehole Depth:	38.4'	Borehole Diameter:	Soil 12" / Rock 3.75"	
Sampling Method:	NQ Rock Core	Completion Method:	<input checked="" type="checkbox"/> Well Installed <input type="checkbox"/> Backfilled with Grout <input type="checkbox"/> Backfilled with Cuttings			
		Water Level (Date):				

Depth (ft)	Blows per 0.5 ft.	Sample Number	Sample Depth (ft)	% Recovery	N-Value or RQD%	Headspace PID (ppm)	PID Reading (ppm)	Sample Description	Notes
1									
2									
3									
4								Test Boring Advanced to Refusal Using 6 1/4" ID Hollow Stem Augers;	
5								No Samples Collected	
6									
7									
8									
9									
10									
11									
12									
13									
14									
15									
16									

Notes: 1) Water levels were made at the times and under conditions stated. Fluctuations of groundwater levels may occur due to seasonal factors and other conditions.  
2) Stratification lines represent approximate boundaries. Transitions may be gradual.  
3) PID readings are referenced to a benzene standard measured in the headspace above the sample using a MiniRae 2000 equipped with a 10.6 eV lamp.  
4) NA = Not Available or Not Applicable  
5) Headspace PID readings may be influenced by moisture

**TEST BORING BR-03 R**

40 COMMERCIAL STREET  
ROCHESTER, NEW YORK 14614-1008  
(585) 454-0210  
FAX (585) 454-0825

www.dayenvironmental.com

NEW YORK, NEW YORK 10165-1617  
(212) 986-8645  
FAX (212) 986-8657



DAY ENVIRONMENTAL, INC.

ENVIRONMENTAL CONSULTANTS

AN AFFILIATE OF DAY ENGINEERING, P.C.

Project #: 3563S-04  
Project Address: 5 Hunt Road  
Jamestown, New York  
DAY Representative: C. Hampton  
Drilling Contractor: SJB Services, Inc./CME 550x  
Sampling Method: NQ Rock Core

TEST BORING BR-03R

Page 2 of 3

Depth (ft)	Blows per 0.5 ft.	Sample Number	Sample Depth (ft)	% Recovery	N-Value or RQD%	Headspace PID (ppm)	PID Reading (ppm)	Sample Description	Notes
17								Test Boring Advanced to Refusal Using 6 1/4" ID Hollow Stem Augers; No Samples Collected	
18									
19									Auger Refusal @ 19.4'
20									
21									
22									
23									
24								Reamed Rock to 28.5'	
25									
26									
27									
28									
29							0	Gray slight to moderately weathered SHALE with horizontal to low angle fractures	
30		C-1	28.5-32.5	100	40		0		Frequent H <sub>2</sub> SO <sub>4</sub> S
31							0		H <sub>2</sub> O, m H <sub>2</sub> O, m v
32							0		H <sub>2</sub> O, v

Notes: 1) Water levels were made at the times and under conditions stated. Fluctuations of groundwater levels may occur due to seasonal factors and other conditions.  
2) Stratification lines represent approximate boundaries. Transitions may be gradual.  
3) PID readings are referenced to a benzene standard measured in the headspace above the sample using a MiniRae 2000 equipped with a 10.6 eV lamp.  
4) NA = Not Available or Not Applicable  
5) Headspace PID readings may be influenced by moisture

TEST BORING BR-03R

40 COMMERCIAL STREET  
ROCHESTER, NEW YORK 14614-1008  
(585) 454-0210  
FAX (585) 454-0825

www.dayenvironmental.com

NEW YORK, NEW YORK 10165-1617  
(212) 986-8645  
FAX (212) 986-8657

**day**

DAY ENVIRONMENTAL, INC.

ENVIRONMENTAL CONSULTANTS

AN AFFILIATE OF DAY ENGINEERING, P.C.

Project #: 3563S-04  
Project Address: 5 Hunt Road  
Jamestown, New York  
DAY Representative: C. Hampton  
Drilling Contractor: SJB Services, Inc./CME 550x  
Sampling Method: NQ Rock Core

**TEST BORING BR-03R**

Page 3 of 3

Depth (ft)	Blows per 0.5 ft.	Sample Number	Sample Depth (ft)	% Recovery	N-Value or RQD%	Headspace PID (ppm)	PID Reading (ppm)	Sample Description	Notes
33							0	Gray fresh to slightly weathered SHALE, with horizontal to low angle fractures	H, 50, 5
34									Fractured Rock
35		C-2	32.5-38.4	82	40		0		Frequent H, 50, 5
36									Fractured Rock
37									H, 50, 5
38							0		H, 50, 5
39								Bottom of Hole @ 38.4'	
40									
41									
42									
43									
44									
45									
46									
47									
48									

Notes: 1) Water levels were made at the times and under conditions stated. Fluctuations of groundwater levels may occur due to seasonal factors and other conditions.  
2) Stratification lines represent approximate boundaries. Transitions may be gradual.  
3) PID readings are referenced to a benzene standard measured in the headspace above the sample using a MiniRae 2000 equipped with a 10.6 eV lamp.  
4) NA = Not Available or Not Applicable  
5) Headspace PID readings may be influenced by moisture

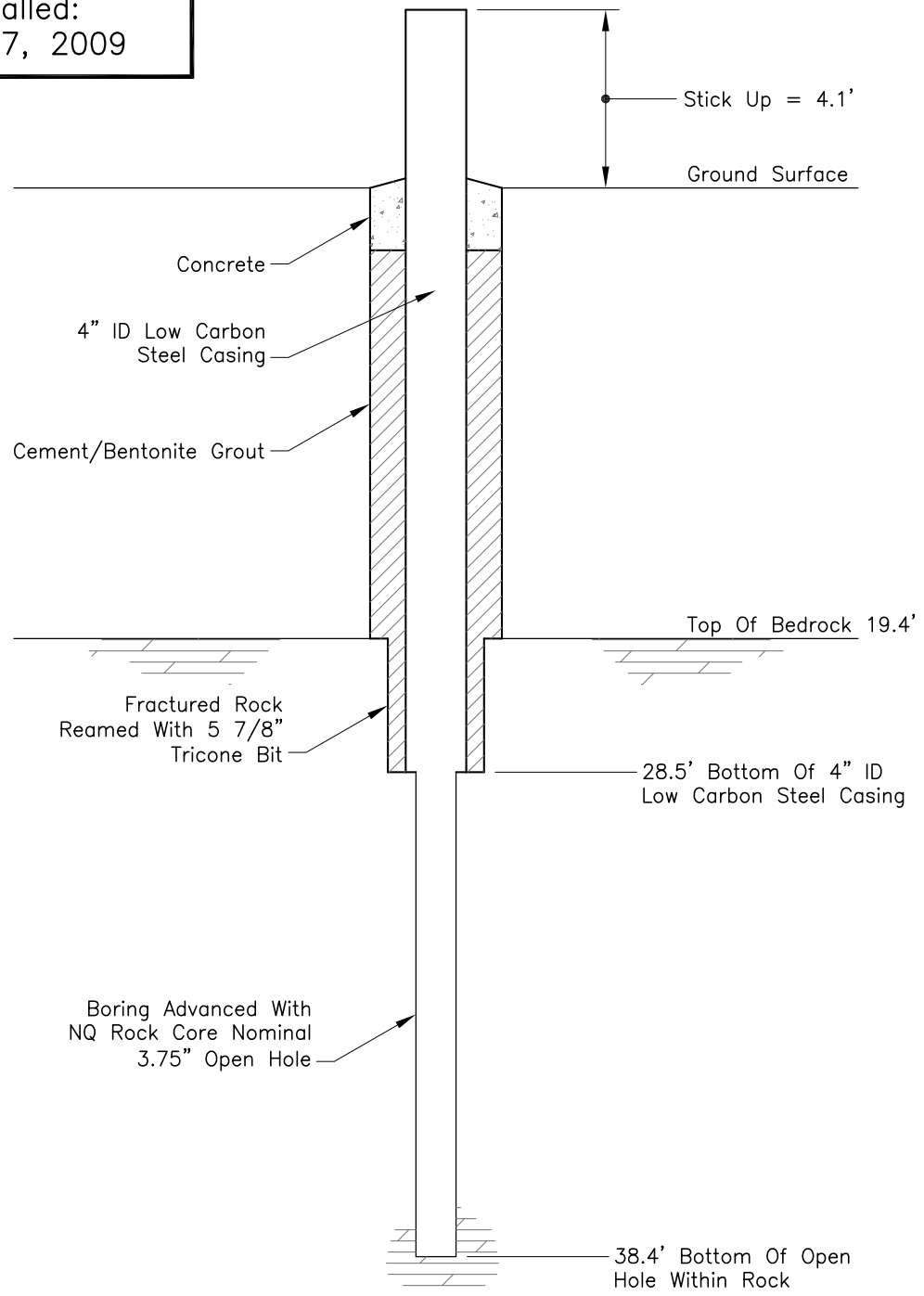
**TEST BORING BR-03R**

40 COMMERCIAL STREET  
ROCHESTER, NEW YORK 14614-1008  
(585) 454-0210  
FAX (585) 454-0825

www.dayenvironmental.com

NEW YORK, NEW YORK 10165-1617  
(212) 986-8645  
FAX (212) 986-8657

Monitoring Well BR-03 R  
Date Installed:  
November 17, 2009



DATE  
12-7-2009

DRAWN BY  
RJM

SCALE  
No Scale



**DAY ENVIRONMENTAL, INC.**  
ENVIRONMENTAL CONSULTANTS  
ROCHESTER, NEW YORK 14614-1008  
NEW YORK, NEW YORK 10016-0710

PROJECT TITLE  
5 HUNT ROAD  
JAMESTOWN, NEW YORK

BROWNFIELD CLEANUP PROGRAM  
DRAWING TITLE

Well Diagram Monitoring Well BR-03 R

PROJECT NO.  
**3563S-04**

**FIGURE 3**

# WELL DEVELOPMENT DATA

SITE LOCATION: 5 Hunt Road, Jamestown, NY

JOB#: 3292S-03

DATE/ TIME	10/21/04 0900	10/21/04 0905	10/21/04 0910	10/21/04 0914	10/21/04 0918	10/21/04 0923	
EVACUATION METHOD	3' Disposable Bailer	3' Disposable Bailer	3' Disposable Bailer	3' Disposable Bailer	3' Disposable Bailer	3' Disposable Bailer	
PID/FID (PPM)	11.8	NC	NC	NC	NC	NC	
DEPTH OF WELL (FT)	12.24	NC	NC	NC	NC	13.51	
STATIC WATER LEVEL (SWL) FT	1.06	NC	NC	NC	NC	NC	
VOLUME EVACUATED (GAL)	0	.5	.5	.5	.5	.5	
TOTAL VOLUME EVACUATED (GAL)	0	.5	1.0	1.5	2.0	2.5	
TEMPERATURE (°C)	18.9	17.9	17.4	17.6	17.6	17.5	
pH	6.26	5.89	7.36	7.28	7.18	7.04	
ORP (mV)	84	12	53	59	51	49	
CONDUCTIVITY (µs/cm)	1.45	1.51	1.25	1.40	1.34	1.43	
DO (mg/L)	6.92	9.15	8.14	6.13	6.03	6.17	
TURBIDITY (NTU)	>990	>990	>990	>990	>990	>990	
VISUAL OBSERVATION	Muddy	Muddy	Muddy	Muddy	Muddy	Muddy	

LEGEND:  
NC = Not Collected  
ND = Not Detected  
\* = Not Measurable

Day Environmental, Inc.  
40 Commercial Street  
Rochester, New York 14614

**WELL DEVELOPMENT DATA  
PW-3**

SITE LOCATION: 5 Hunt Road, Jamestown, NY JOB#: 3292S-03

DATE/ TIME	10/21/04 0940	10/21/04 0943	10/21/04 0947	10/21/04 0952	10/21/04 0955			
EVACUATION METHOD	3' Disposable Bailer	3' Disposable Bailer	3' Disposable Bailer	3' Disposable Bailer	3' Disposable Bailer			
PID/FID (PPM)	208	NC	NC	NC	NC			
DEPTH OF WELL (FT)	14.15	NC	NC	NC	14.37			
STATIC WATER LEVEL (SWL) FT	1.72	NC	NC	NC	2.56			
VOLUME EVACUATED (GAL)	0	.5	.5	.5	.5			
TOTAL VOLUME EVACUATED (GAL)	0	.5	1.0	1.5	2.0			
TEMPERATURE (°C)	17.9	17.9	18.1	18.0	18.3			
pH	6.33	6.35	6.19	6.13	6.15			
ORP (mV)	-11	-45	-82	-97	-110			
CONDUCTIVITY (µs/cm)	1.89	1.97	1.85	1.90	1.92			
DO (mg/L)	4.15	5.15	6.71	6.43	6.27			
TURBIDITY (NTU)	>990	>990	>990	>990	>990			
VISUAL OBSERVATION	Muddy	Muddy	Muddy	Muddy	Slightly Muddy			

LEGEND: NC = Not Collected  
ND = Not Detected  
\* = Not Measurable

Day Environmental, Inc.  
40 Commercial Street  
Rochester, New York 14614

# WELL DEVELOPMENT DATA MW-01

SITE LOCATION: 5 Hunt Road, Jamestown, New York

JOB#: 3563S-04

DATE/ TIME	05-18-05 09:12	05-18-05 09:24	05-18-05 09:34	05-18-05 09:41	05-18-05 09:48	05-18-05 09:54	05-18-05 09:57
EVACUATION METHOD	3' disposable bailer	3' disposable bailer	3' disposable bailer	3' disposable bailer	3' disposable bailer	3' disposable bailer	--
PID/FID (PPM)	0.0	NC	NC	NC	NC	NC	NC
DEPTH OF WELL (FT)	16.71	NC	NC	NC	NC	17.10	17.10
STATIC WATER LEVEL (SWL) FT	~0.1	NC	NC	NC	NC	9.34	3.81
VOLUME EVACUATED (GAL)	0.0	3.0	3.0	3.0	3.0	3.0	0.0
TOTAL VOLUME EVACUATED (GAL)	0.0	3.0	6.0	9.0	12.0	15.0	15.0
TEMPERATURE (°C)	10.9	9.5	9.2	9.2	9.2	9.2	NC
pH	10.39	10.07	6.21	6.22	6.17	6.23	NC
ORP (mV)	34	113	257	229	226	224	NC
CONDUCTIVITY (ms/cm)	2.91	1.82	2.06	2.04	2.07	2.08	NC
DO (mg/L)	10.08	10.00	9.25	6.28	6.57	6.51	NC
TURBIDITY (NTU)	870	>999	>999	>999	>999	>999	NC
VISUAL OBSERVATION	Cloudy	Slightly Muddy 7.0.0=2.5" below grade	Slightly Muddy	Slightly Muddy	Slightly Muddy	Slightly Muddy	--

LEGEND:  
NC = Not Collected  
ND = Not Detected  
\* = Not Measurable

Day Environmental, Inc.  
40 Commercial Street  
Rochester, New York 14614

# WELL DEVELOPMENT DATA MW-02

SITE LOCATION: 5 Hunt Road, Jamestown, New York

JOB#:3563S-04

DATE/ TIME	05-18-05 14:05	05-18-05 14:10	05-18-05 14:15						
EVACUATION METHOD	3' disposable bailer	3' disposable bailer	3' disposable bailer						
PID/FID (PPM)	0.0	NC	NC						
DEPTH OF WELL (FT)	26.71*	NC	26.71						
STATIC WATER LEVEL (SWL) FT	1.33' above grade	NC	1.33' above grade						
VOLUME EVACUATED (GAL)	0.0	3.0	3.0						
TOTAL VOLUME EVACUATED (GAL)	0.0	3.0	6.0						
TEMPERATURE (°C)	13.9	12.8	12.7						
pH	5.91	6.02	6.07						
ORP (mV)	278	269	267						
CONDUCTIVITY (ms/cm)	2.00	2.01	2.01						
DO (mg/L)	9.41	7.79	7.43						
TURBIDITY (NTU)	98.3	67.4	51.3						
VISUAL OBSERVATION	Clear	Clear	Clear						

LEGEND:  
NC = Not Collected  
ND = Not Detected  
\* = Not Measurable

\*Measured from top of riser ~ 3.0' above grade  
NOTE: After 6.0 gallons purged - water level came back to original SWL in 5 seconds or less.

Day Environmental, Inc.  
40 Commercial Street  
Rochester, New York 14614



# WELL DEVELOPMENT DATA MW-03

SITE LOCATION: 5 Hunt Road, Jamestown, New York

JOB#: 3563S-04

DATE/ TIME	05-18-05 13:20	05-18-05 13:26	05-18-05 13:32	05-18-05 13:44	05-18-05 13:48	05-18-05 13:51	
EVACUATION METHOD	3' disposable bailer	3' disposable bailer	3' disposable bailer	3' disposable bailer	3' disposable bailer	3' disposable bailer	
PID/FID (PPM)	NC	NC	NC	NC	NC	NC	
DEPTH OF WELL (FT)	20.94	NC	NC	NC	NC	20.94	
STATIC WATER LEVEL (SWL) FT	2.51' above grade	NC	NC	NC	NC	2.51' above grade	
VOLUME EVACUATED (GAL)	0.0	3.0	3.0	3.0	3.0	3.0	
TOTAL VOLUME EVACUATED (GAL)	0.0	3.0	6.0	9.0	12.0	15.0	
TEMPERATURE (°C)	13.6	13.7	13.6	13.7	13.8	13.8	
pH	5.99	5.98	5.99	6.00	6.01	6.01	
ORP (mV)	248	252	247	255	261	258	
CONDUCTIVITY (ms/cm)	2.06	2.06	2.07	2.06	2.07	2.07	
DO (mg/L)	8.83	7.93	7.65	7.29	7.19	7.02	
TURBIDITY (NTU)	>999	>999	>999	893	829	313	
VISUAL OBSERVATION	Slightly Muddy	Cloudy	Cloudy	Cloudy	Cloudy	Clear	

LEGEND: NC = Not Collected  
ND = Not Detected  
\* = Not Measurable

NOTE: 15.0 gallons purged - ~5 seconds for water to recharge to original SWL.

Day Environmental, Inc.  
40 Commercial Street  
Rochester, New York 14614

# WELL DEVELOPMENT DATA MW-04

JOB#:3563S-04

SITE LOCATION: 5 Hunt Road, Jamestown, New York

DATE/ TIME	05-18-05 12:45	05-18-05 12:50	05-18-05 12:55	05-18-05 13:00	05-18-05 13:05		
EVACUATION METHOD	3' disposable bailer	3' disposable bailer	3' disposable bailer	3' disposable bailer	3' disposable bailer		
PID/FID (PPM)	NC	NC	NC	NC	NC		
DEPTH OF WELL (FT)	20.24*	NC	NC	NC	20.24		
STATIC WATER LEVEL (SWL) FT	2.44' above grade	NC	NC	NC	2.44' above grade		
VOLUME EVACUATED (GAL)	0.0	3.0	3.0	3.0	3.0		
TOTAL VOLUME EVACUATED (GAL)	0.0	6.0	9.0	12.0	15.0		
TEMPERATURE (°C)	11.4	11.2	11.2	11.2	11.2		
pH	5.80	5.91	5.92	5.87	5.85		
ORP (mV)	250	231	233	241	245		
CONDUCTIVITY (ms/cm)	2.07	2.06	2.04	2.03	2.03		
DO (mg/L)	10.05	9.71	9.41	9.13	9.04		
TURBIDITY (NTU)	>999	893	714	519	230		
VISUAL OBSERVATION	Cloudy	Cloudy	Cloudy	Clear	Clear		

LEGEND: NC = Not Collected  
ND = Not Detected  
\* = Not Measurable  
\*Measured from grade  
NOTE: After 15 gallons purged, ~5 sec recharge back to original SWL.

Day Environmental, Inc.  
40 Commercial Street  
Rochester, New York 14614

# WELL DEVELOPMENT DATA MW-05

JOB#: 3563S-04

SITE LOCATION: 5 Hunt Road, Jamestown, New York

DATE/ TIME	05-18-05 10:15	05-18-05 10:22	05-18-05 10:30	05-18-05 10:37	05-18-05 10:41	05-18-05 10:48		
EVACUATION METHOD	3' disposable bailer	3' disposable bailer	3' disposable bailer	3' disposable bailer	3' disposable bailer	3' disposable bailer		
PID/FID (PPM)	0.0	NC	NC	NC	NC	NC		
DEPTH OF WELL (FT)	16.34	NC	NC	NC	NC	16.34		
STATIC WATER LEVEL (SWL) FT	*	NC	NC	NC	NC	*		
VOLUME EVACUATED (GAL)	0.0	3.0	3.0	3.0	3.0	3.0		
TOTAL VOLUME EVACUATED (GAL)	0.0	3.0	6.0	9.0	12.0	15.0		
TEMPERATURE (°C)	9.8	9.8	9.9	9.9	9.9	9.8		
pH	6.18	6.03	6.11	6.10	6.23	6.11		
ORP (mV)	266	226	218	206	196	200		
CONDUCTIVITY (ms/cm)	1.94	1.93	1.92	1.96	1.96	1.96		
DO (mg/L)	7.81	4.19	4.09	4.31	4.16	3.16		
TURBIDITY (NTU)	>999	586	480	466	404	290		
VISUAL OBSERVATION	Cloudy	Cloudy	Cloudy	Cloudy	Cloudy	Cloudy		

LEGEND: NC = Not Collected

\*Water level observed to be artesian (above the ground surface)

Day Environmental, Inc.  
40 Commercial Street  
Rochester, New York 14614

# WELL DEVELOPMENT DATA

## MW-06

SITE LOCATION: 5 Hunt Road, Jamestown, New York

JOB#: 3563S-04

DATE/ TIME	05-18-05 12:05	05-18-05 12:11	05-18-05 12:17	05-18-05 12:22	05-18-05 12:28	05-18-05 12:33	
EVACUATION METHOD	3' disposable bailer	3' disposable bailer	3' disposable bailer	3' disposable bailer	3' disposable bailer	3' disposable bailer	
PID/FID (PPM)	0.0	NC	NC	NC	NC	NC	
DEPTH OF WELL (FT)	23.10*	NC	NC	NC	NC	23.10	
STATIC WATER LEVEL (SWL) FT	2.80' above grade	NC	NC	NC	NC	2.80' above grade	
VOLUME EVACUATED (GAL)	0.0	3.0	3.0	3.0	3.0	3.0	
TOTAL VOLUME EVACUATED (GAL)	0.0	3.0	6.0	9.0	12.0	15.0	
TEMPERATURE (°C)	13.3	12.3	12.1	12.1	12.0	12.0	
pH	5.84	5.88	5.96	6.01	5.99	5.94	
ORP (mV)	258	233	230	229	225	226	
CONDUCTIVITY (ms/cm)	1.47	1.47	1.47	1.46	1.46	1.46	
DO (mg/L)	9.34	9.21	9.14	9.23	9.01	9.48	
TURBIDITY (NTU)	817	612	423	462	317	310	
VISUAL OBSERVATION	Cloudy	Cloudy	Cloudy	Cloudy	Clear	Clear	

LEGEND: NC = Not Collected  
ND = Not Detected  
\* = Not Measurable

\*Measured from grade.  
NOTE: Recharge after 15.0 gallons, less then 5 sec.

Day Environmental, Inc.  
40 Commercial Street  
Rochester, New York 14614

# WELL DEVELOPMENT DATA

SITE LOCATION: 5 Hunt Road, Jamestown, New York

JOB#:3563S-04

DATE/ TIME	05-25-05 10:35	05-25-05 10:39	05-25-05 10:41	05-25-05 10:47	05-25-05 10:53	05-25-05 10:59
EVACUATION METHOD	3' disposable bailer	3' disposable bailer	3' disposable bailer	3' disposable bailer	3' disposable bailer	3' disposable bailer
PID/FID (PPM)	34.1	NC	NC	NC	NC	NC
DEPTH OF WELL (FT)	11.1	NC	NC	NC	NC	11.19
STATIC WATER LEVEL (SWL) FT	1.8	NC	NC	NC	NC	2.1
VOLUME EVACUATED (GAL)	0.0	0.25	0.25	0.25	0.25	0.25
TOTAL VOLUME EVACUATED (GAL)	0.0	0.25	0.5	0.75	1.0	1.25
TEMPERATURE (°C)	14.9	14.1	14.1	14.0	14.0	13.9
pH	5.98	6.01	6.25	6.27	6.27	6.29
ORP (mV)	-19	2	21	38	59	63
CONDUCTIVITY (ms/cm)	1.70	1.68	1.68	1.67	1.65	1.65
DO (mg/L)	10.82	9.51	9.43	9.59	9.42	9.31
TURBIDITY (NTU)	>999	>999	>999	>999	>999	>999
VISUAL OBSERVATION	Muddy; Sheen	Muddy; Sheen	Muddy; Sheen	Muddy; Sheen	Muddy; Sheen	Muddy; Sheen

LEGEND: NC = Not Collected

ND = Not Detected

\*\*= Not Measurable

\*Measured from grade.  
NOTE: Recharge after 15.0 gallons, less than 5 sec.

Day Environmental, Inc.  
40 Commercial Street  
Rochester, New York 14614

# WELL DEVELOPMENT DATA MW-1

JOB# 3292S-03

SITE LOCATION: Anderson Cleaners

DATE/ TIME	09/12/03 1415	09/12/03 1445	09/12/03 1545						
EVACUATION METHOD	Bailer	Bailer							
PID/FID (PPM)									
DEPTH OF WELL (FT)	14.2								
STATIC WATER LEVEL (SWL) FT	1.5	2.0	2.0						
VOLUME EVACUATED (GAL)	0.75	1.25							
TOTAL VOLUME EVACUATED (GAL)		22.5							
TEMPERATURE (°C)	NC	NC							
pH	NC	NC							
ORP (mV)	NC	NC							
CONDUCTIVITY (µs/cm)	NC	NC							
DO (mg/L)	NC	NC							
TURBIDITY (NTU)									
OBSERVATION	Sweet Odor Muddy	Sweet Odor Muddy							

LEGEND:  
NC = Not Collected  
ND = Not Detected  
\* = Not Measurable

Day Engineering, P.C.  
40 Commercial Street  
Rochester, New York 14614

# WELL DEVELOPMENT DATA MW-2

SITE LOCATION: Anderson Cleaners JOB# 3292S-03

DATE/ TIME	09/12/03 537	09/12/03 544	09/12/03 551	09/12/03 559	09/12/03 607		
EVACUATION METHOD	3' Disposable Bailer						
PID/FID (PPM)	809						
DEPTH OF WELL (FT)	13.4				13.51		
STATIC WATER LEVEL (SWL) FT	4.09				5.38		
VOLUME EVACUATED (GAL)	0	0.5	0.5	0.5	0.5		
TOTAL VOLUME EVACUATED (GAL)	0	0.5	1.0	1.5	2.0		
TEMPERATURE (°C)	18.2	17.6	17.5	17.2	17.3		
pH	5.33	7.25	7.29	7.20	7.20		
ORP (mV)	180	86	80	84	84		
CONDUCTIVITY (µs/cm)	1.56	1.42	1.44	1.45	1.45		
DO (mg/L)	10.0	6.3	5.6	4.4	5.1		
TURBIDITY (NTU)	>990	>990	>990	>990	>990		
OBSERVATION	Muddy	Muddy	Muddy	Muddy	Slightly Muddy		

LEGEND:  
NC = Not Collected  
ND = Not Detected  
\* = Not Measurable

Day Engineering, P.C.  
40 Commercial Street  
Rochester, New York 14614

# WELL DEVELOPMENT DATA MW-3

JOB# 3292S-03

SITE LOCATION: Anderson Cleaners

DATE/ TIME	09/17/03 1350	09/17/03 1433	09/17/03 1505	09/17/03 1533					
EVACUATION METHOD	Bailer	Bailer	Bailer						
PID/FID (PPM)									
DEPTH OF WELL (FT)	9.95								
STATIC WATER LEVEL (SWL) FT	1.8		1.8						
VOLUME EVACUATED (GAL)	0.3	0.4	0.5						
TOTAL VOLUME EVACUATED (GAL)	0.3	0.7	1.2						
TEMPERATURE (°C)	NC	NC	NC						
pH	NC	NC	NC						
ORP (mV)	NC	NC	NC						
CONDUCTIVITY (µs/cm)	NC	NC	NC						
DO (mg/L)	NC	NC	NC						
TURBIDITY (NTU)	NC	NC	NC						
OBSERVATION	Turbid	Turbid	Cloudy						

LEGEND:  
NC = Not Collected  
ND = Not Detected  
\* = Not Measurable

Day Engineering, P.C.  
40 Commercial Street  
Rochester, New York 14614



SITE LOCATION: Anderson Cleaners

Anderson Cleaners

DATE/ TIME	09/17/03 1402	09/12/03 1440
EVACUATION METHOD	Bailer	Bailer
PID/FID (PPM)		
DEPTH OF WELL (FT)	8.2	
STATIC WATER LEVEL (SWL) FT	2.45	2.45
VOLUME EVACUATED (GAL)	0.15	0.10
TOTAL VOLUME EVACUATED (GAL)		.25
TEMPERATURE (°C)	NC	NC
pH	NC	NC
ORP (mV)	NC	NC
CONDUCTIVITY (µs/cm)	NC	NC
DO (mg/L)	NC	NC
TURBIDITY (NTU)	NC	NC
OBSERVATION	Turbid	Turbid

NC = Not Collected  
ND = Not Detected  
\* = Not Measurable

**Day Engineering, P.C.**  
40 Commercial Street  
Rochester, New York 14614

# WELL DEVELOPMENT DATA MW-3

JOB# 3292S-03

SITE LOCATION: Anderson Cleaners

DATE/ TIME	09/17/03 629	09/17/03 640	09/17/03 720						
EVACUATION METHOD	3' Disposable Bailer								
PID/FID (PPM)	146								
DEPTH OF WELL (FT)	10.05		10.18						
STATIC WATER LEVEL (SWL) FT	1.32		9.74						
VOLUME EVACUATED (GAL)	0	0.5	0.5						
TOTAL VOLUME EVACUATED (GAL)	0	0.5	1.0						
TEMPERATURE (°C)	18.7	17.5	16.8						
pH	8.46	9.52	9.03						
ORP (mV)	16	-69	-73						
CONDUCTIVITY (µs/cm)	1.31	1.12	1.33						
DO (mg/L)	5.1	9.2	8.0						
TURBIDITY (NTU)	>990	>990	>990						
OBSERVATION	Slightly muddy	Muddy	Muddy						

LEGEND:  
NC = Not Collected  
ND = Not Detected  
\*- Not Measurable

Day Engineering, P.C.  
40 Commercial Street  
Rochester, New York 14614

DAY ENVIRONMENTAL, INC.  
MONITORING WELL SAMPLING LOG

WELL MW-4

SECTION 1 - SITE INFORMATION

SITE LOCATION: 5 Hunt Road

JOB #: Wright 3292S-03

PROJECT NAME: Jamestown New York

DATE: 11/23/2003

SAMPLE COLLECTOR(S): Jeffrey Kirk Hampton

WEATHER CONDITIONS: Partly Cloudy, 65°

PID IN WELL (PPM): NC

SECTION 2 - PURGE INFORMATION

DEPTH OF WELL [FT]: 11.40 (MEASURED FROM TOP OF CASING - T.O.C.)

STATIC WATER LEVEL (SWL) [FT]: 2.20 (MEASURED FROM T.O.C.)

DEPTH OF WATER COLUMN [FT]: 9.20 (DEPTH OF WELL - SWL)

CALCULATED VOL. OF H<sub>2</sub>O PER WELL CASING [GAL]: 0.38 CASING DIA.: 1"

CALCULATIONS:

CASING DIA. (FT)

WELL CONSTANT (GAL/FT)

CALCULATIONS

VOL. OF H<sub>2</sub>O IN CASING = DEPTH OF WATER COLUMN X WELL CONSTANT

¾" (0.0625)

0.023

1" (0.0833)

0.041

1½" (0.1041)

0.063

2" (0.1667)

0.1632

3" (0.250)

0.380

4" (0.3333)

0.6528

4½" (0.375)

0.826

6" (0.5000)

1.4688

8" (0.666)

2.611

CALCULATED PURGE VOLUME [GAL]: 1.14 (3 TIMES CASING VOLUME)

ACTUAL VOLUME PURGED [GAL]: 2.50

PURGE METHOD: Masterflex, peristaltic pump.

PURGE START: 11:20 PURGE END: 12:30

SAMPLE COLLECTION METHOD: 3' Bailer

COMMENTS: No unusual odors during development. Sample collected at 12:35, SWL- 2.50', no product observed. Stick-up measured at 10".

DAY ENVIRONMENTAL, INC.  
MONITORING WELL SAMPLING LOG

WELL MW-6

SECTION 1 - SITE INFORMATION

SITE LOCATION: 5 Hunt Road JOB #: Wright 3292S-03  
PROJECT NAME: Jamestown New York DATE: 11/23/2003  
SAMPLE COLLECTOR(S): Jeffrey Kirk Hampton  
WEATHER CONDITIONS: Partly Cloudy, 65° PID IN WELL (PPM): NC

SECTION 2 - PURGE INFORMATION

DEPTH OF WELL [FT]: 11.50 (MEASURED FROM TOP OF CASING - T.O.C.)  
STATIC WATER LEVEL (SWL) [FT]: 1.15 (MEASURED FROM T.O.C.)  
DEPTH OF WATER COLUMN [FT]: 10.35 (DEPTH OF WELL - SWL)  
CALCULATED VOL. OF H<sub>2</sub>O PER WELL CASING [GAL]: 0.42 CASING DIA.: 1"

CALCULATIONS:

CASING DIA. (FT)

WELL CONSTANT (GAL/FT)

CALCULATIONS

¾" (0.0625)	0.023
1" (0.0833)	0.041
1¼" (0.1041)	0.063
2" (0.1667)	0.1632
3" (0.250)	0.380
4" (0.3333)	0.6528
4½" (0.375)	0.826
6" (0.5000)	1.4688
8" (0.666)	2.611

VOL. OF H<sub>2</sub>O IN CASING = DEPTH OF WATER COLUMN X WELL CONSTANT

CALCULATED PURGE VOLUME [GAL]: 1.27 (3 TIMES CASING VOLUME)

ACTUAL VOLUME PURGED [GAL]: 4.50

PURGE METHOD: Masterflex, peristaltic pump

PURGE START: 10:37 PURGE END: 10:55

SAMPLE COLLECTION METHOD: 3' Bailer

COMMENTS: No unusual odors during development. Sample collected at 11:00, SWL-1.38', no product observed. Stick-up measured at 7".

DAY ENVIRONMENTAL, INC.  
MONITORING WELL SAMPLING LOG

WELL MW-7

SECTION 1 - SITE INFORMATION

SITE LOCATION: 5 Hunt Road

JOB #: Wright 3292S-03

PROJECT NAME: Jamestown New York

DATE : 11/23/2003

SAMPLE COLLECTOR(S): Jeffrey Kirk Hampton

WEATHER CONDITIONS: Partly Cloudy, 65°

PID IN WELL (PPM): NC

SECTION 2 - PURGE INFORMATION

DEPTH OF WELL [FT]: 9.50 (MEASURED FROM TOP OF CASING - T.O.C.)

STATIC WATER LEVEL (SWL) [FT]: 0.00 (at top of casing) (MEASURED FROM T.O.C.)

DEPTH OF WATER COLUMN [FT]: 9.50 (DEPTH OF WELL - SWL)

CALCULATED VOL. OF H<sub>2</sub>O PER WELL CASING [GAL]: 0.39 CASING DIA.: 1"

CALCULATIONS:

CASING DIA. (FT)

WELL CONSTANT (GAL/FT)

CALCULATIONS

¾" (0.0625)

0.023

VOL. OF H<sub>2</sub>O IN CASING = DEPTH OF WATER COLUMN X WELL CONSTANT

1" (0.0833)

0.041

1¼" (0.1041)

0.063

2" (0.1667)

0.1632

3" (0.250)

0.380

4" (0.3333)

0.6528

4½" (0.375)

0.826

6" (0.5000)

1.4688

8" (0.666)

2.611

CALCULATED PURGE VOLUME [GAL]: 1.17 (3 TIMES CASING VOLUME)

ACTUAL VOLUME PURGED [GAL]: 3.00

PURGE METHOD: Masterflex, peristaltic pump

PURGE START: 12:25 PURGE END: 12:40

SAMPLE COLLECTION METHOD: 3' Bailer

COMMENTS: No unusual odors during development. Sample collected at 12:50, SWL- 1.00', no product observed.

DAY ENVIRONMENTAL, INC.  
MONITORING WELL SAMPLING LOG

WELL MW-8

SECTION 1 - SITE INFORMATION

SITE LOCATION: 5 Hunt Road JOB #: Wright 3292S-03  
PROJECT NAME: Jamestown New York DATE: 11/23/2003  
SAMPLE COLLECTOR(S): Jeffrey Kirk Hampton  
WEATHER CONDITIONS: Partly Cloudy, 65° PID IN WELL (PPM): NC

SECTION 2 - PURGE INFORMATION

DEPTH OF WELL [FT]: 11.75 (MEASURED FROM TOP OF CASING - T.O.C.)

STATIC WATER LEVEL (SWL) [FT]: 2.57 (MEASURED FROM T.O.C.)

DEPTH OF WATER COLUMN [FT]: 9.18 (DEPTH OF WELL - SWL)

CALCULATED VOL. OF H<sub>2</sub>O PER WELL CASING [GAL]: 0.38 CASING DIA.: 1"

CALCULATIONS:

CASING DIA. (FT)

WELL CONSTANT (GAL/FT)

CALCULATIONS

¾" (0.0625)	0.023
1" (0.0833)	0.041
1¼" (0.1041)	0.063
2" (0.1667)	0.1632
3" (0.250)	0.380
4" (0.3333)	0.6528
4½" (0.375)	0.826
6" (0.5000)	1.4688
8" (0.666)	2.611

VOL. OF H<sub>2</sub>O IN CASING = DEPTH OF WATER COLUMN X WELL CONSTANT

CALCULATED PURGE VOLUME [GAL]: 1.14 (3 TIMES CASING VOLUME)

ACTUAL VOLUME PURGED [GAL]: 0.20 (DRY)

PURGE METHOD: Masterflex, peristaltic pump

PURGE START: 10:15 PURGE END: 11:10

SAMPLE COLLECTION METHOD: 3' Bailer

COMMENTS: Encountered continuous dryness during development, sample collected after third attempt at development. Sample collected at 12:05, SWL- 2.90'. No unusual odors or product observed.

**DAY ENVIRONMENTAL, INC.  
MONITORING WELL SAMPLING LOG**

**WELL PW-2**

**SECTION 1 - SITE INFORMATION**

**SITE LOCATION:** 5 Hunt Road, Jamestown, NY      **JOB #:** 3292S-03

**PROJECT NAME:** Background Groundwater Sampling      **DATE:** 10/21/04

**SAMPLE COLLECTOR(S):** C. Davidson

**WEATHER CONDITIONS:** Light Rain, ~50°F      **PID IN WELL (PPM):** 0.0

**SECTION 2 - PURGE INFORMATION**

**DEPTH OF WELL [FT]:** 13.51 (MEASURED FROM TOP OF CASING - T.O.C.)

**STATIC WATER LEVEL (SWL) [FT]:** 1.70 (MEASURED FROM T.O.C.)

**THICKNESS OF WATER COLUMN [FT]:** 11.81 (DEPTH OF WELL - SWL)

**CALCULATED VOL. OF H<sub>2</sub>O PER WELL CASING [GAL]:** 0.48      **CASING DIA.:** 1"

**CALCULATIONS:**

<b>CASING DIA. (FT)</b>	<b>WELL CONSTANT (GAL/FT)</b>	<b>CALCULATIONS</b>
¾" (0.0625)	0.023	VOL. OF H <sub>2</sub> O IN CASING = DEPTH OF WATER COLUMN X WELL CONSTANT
1" (0.0833)	0.041	
1¼" (0.1041)	0.063	
2" (0.1667)	0.1632	
3" (0.250)	0.380	
4" (0.3333)	0.6528	
4½" (0.375)	0.826	
6" (0.5000)	1.4688	
8" (0.666)	2.611	

**CALCULATED PURGE VOLUME [GAL]:** 1.45 (3 TIMES CASING VOLUME)

**ACTUAL VOLUME PURGED [GAL]:** ~1.75

**PURGE METHOD:** 3' Disposable Bailer      **PURGE START:** 1004      **END:** 1012

**SECTION 3 - SAMPLE IDENTIFICATION AND TEST PARAMETERS**

<b>SAMPLE ID #</b>	<b>DATE / TIME</b>	<b>SAMPLING METHOD</b>	<b>ANALYTICAL SCAN(S)</b>
PW-2	10-21-04 / 1017	3' Disposable Bailer	VOCS 8260B, Total Nitrogen Phosphorous, Plate Count

**SECTION 4 - WATER QUALITY DATA**

<b>SWL (FT)</b>	<b>TEMP (°C)</b>	<b>pH</b>	<b>CONDUCTIVITY (mS/cm)</b>	<b>TURBIDITY (NTU)</b>	<b>DO (mg/L)</b>	<b>ORP (mV)</b>	<b>VISUAL</b>
1.83	17.6	7.14	1.58	823	5.81	47	Slightly Muddy

**DAY ENVIRONMENTAL, INC.  
MONITORING WELL SAMPLING LOG**

**WELL PW-3**

**SECTION 1 - SITE INFORMATION**

**SITE LOCATION:** 5 Hunt Road, Jamestown, NY      **JOB #:** 3292S-03

**PROJECT NAME:** Background Groundwater Sampling      **DATE :** 10/21/04

**SAMPLE COLLECTOR(S):** C. Davidson

**WEATHER CONDITIONS:** Light Rain, ~50°F      **PID IN WELL (PPM):** 0.0

**SECTION 2 - PURGE INFORMATION**

**DEPTH OF WELL [FT]:** 14.37 (MEASURED FROM TOP OF CASING - T.O.C.)

**STATIC WATER LEVEL (SWL) [FT]:** 1.93 (MEASURED FROM T.O.C.)

**THICKNESS OF WATER COLUMN [FT]:** 12.44 (DEPTH OF WELL - SWL)

**CALCULATED VOL. OF H<sub>2</sub>O PER WELL CASING [GAL]:** 0.51      **CASING DIA.:** 1"

**CALCULATIONS:**

**CASING DIA. (FT)**

**WELL CONSTANT(GAL/FT)**

**CALCULATIONS**

¾" (0.0625)	0.023
1" (0.0833)	0.041
1¼" (0.1041)	0.063
2" (0.1667)	0.1632
3" (0.250)	0.380
4" (0.3333)	0.6528
4½" (0.375)	0.826
6" (0.5000)	1.4688
8" (0.666)	2.611

VOL. OF H<sub>2</sub>O IN CASING = DEPTH OF WATER COLUMN X WELL CONSTANT

**CALCULATED PURGE VOLUME [GAL]:** 1.53 (3 TIMES CASING VOLUME)

**ACTUAL VOLUME PURGED [GAL]:** ~1.75

**PURGE METHOD:** 3' Disposable Bailer      **PURGE START:** 1021      **END:** 1029

**SECTION 3 - SAMPLE IDENTIFICATION AND TEST PARAMETERS**

SAMPLE ID #	DATE / TIME	SAMPLING METHOD	ANALYTICAL SCAN(S)
PW-3	10-21-04 / 1035	3' Disposable Bailer	VOCS 8260B, Total Nitrogen Phosphorous, Plate Count

**SECTION 4 - WATER QUALITY DATA**

SWL (FT)	TEMP (°C)	pH	CONDUCTIVITY (mS/cm)	TURBIDITY (NTU)	DO (mg/L)	ORP (mV)	VISUAL
2.43	17.9	6.24	1.85	827	5.74	-43	Slightly Muddy



**DAY ENVIRONMENTAL, INC.  
MONITORING WELL SAMPLING LOG**

**WELL MW-1**

**SECTION 1 - SITE INFORMATION**

**SITE LOCATION:** 5 Hunt Road, Jamestown, NY **JOB #:** 3292S-03

**PROJECT NAME:** Background Groundwater Sampling **DATE:** 10/21/04

**SAMPLE COLLECTOR(S):** C. Davidson

**WEATHER CONDITIONS:** Light Rain, ~50°F **PID IN WELL (PPM):** 1390

**SECTION 2 - PURGE INFORMATION**

**DEPTH OF WELL [FT]:** 14.05 (MEASURED FROM TOP OF CASING - T.O.C.)

**STATIC WATER LEVEL (SWL) [FT]:** 2.72 (MEASURED FROM T.O.C.)

**THICKNESS OF WATER COLUMN [FT]:** 11.33 (DEPTH OF WELL - SWL)

**CALCULATED VOL. OF H<sub>2</sub>O PER WELL CASING [GAL]:** 0.46 **CASING DIA.:** 1"

**CALCULATIONS:**

**CASING DIA. (FT)**

**WELL CONSTANT (GAL/FT)**

**CALCULATIONS**

¾" (0.0625)  
1" (0.0833)  
1¼" (0.1041)  
2" (0.1667)  
3" (0.250)  
4" (0.3333)  
4½" (0.375)  
6" (0.5000)  
8" (0.666)

0.023  
0.041  
0.063  
0.1632  
0.380  
0.6528  
0.826  
1.4688  
2.611

VOL. OF H<sub>2</sub>O IN CASING = DEPTH OF WATER COLUMN X WELL CONSTANT

**CALCULATED PURGE VOLUME [GAL]:** 1.39 (3 TIMES CASING VOLUME)

**ACTUAL VOLUME PURGED [GAL]:** ~1.5

**PURGE METHOD:** 3' Disposable Bailer **PURGE START:** 1042 **END:** 1049

**SECTION 3 - SAMPLE IDENTIFICATION AND TEST PARAMETERS**

SAMPLE ID #	DATE / TIME	SAMPLING METHOD	ANALYTICAL SCAN(S)
MW-1	10-21-04 / 1054	3' Disposable Bailer	Total Nitrogen, Phosphorous, Plate Count

**SECTION 4 - WATER QUALITY DATA**

SWL (FT)	TEMP (°C)	pH	CONDUCTIVITY (mS/cm)	TURBIDITY (NTU)	DO (mg/L)	ORP (mV)	VISUAL
3.38	NC	NC	NC	NC	NC	NC	Slightly Muddy

NC - Not Collected

**DAY ENVIRONMENTAL, INC.  
MONITORING WELL SAMPLING LOG**

**WELL MW-7**

**SECTION 1 - SITE INFORMATION**

**SITE LOCATION:** 5 Hunt Road, Jamestown, NY      **JOB #:** 3292S-03  
**PROJECT NAME:** Background Groundwater Sampling      **DATE :** 10/21/04  
**SAMPLE COLLECTOR(S):** C. Davidson  
**WEATHER CONDITIONS:** Light Rain, ~50°F      **PID IN WELL (PPM):** 0.0

**SECTION 2 - PURGE INFORMATION**

**DEPTH OF WELL [FT]:** 10.16 (MEASURED FROM TOP OF CASING - T.O.C.)  
**STATIC WATER LEVEL (SWL) [FT]:** 0.1 (MEASURED FROM T.O.C.)  
**THICKNESS OF WATER COLUMN [FT]:** 10.06 (DEPTH OF WELL - SWL)  
**CALCULATED VOL. OF H<sub>2</sub>O PER WELL CASING [GAL]:** 0.41      **CASING DIA.:** 1"

**CALCULATIONS:**

**CASING DIA. (FT)**

¾" (0.0625)  
 1" (0.0833)  
 1½" (0.1041)  
 2" (0.1667)  
 3" (0.250)  
 4" (0.3333)  
 4½" (0.375)  
 6" (0.5000)  
 8" (0.666)

**WELL CONSTANT(GAL/FT)**

0.023  
 0.041  
 0.063  
 0.1632  
 0.380  
 0.6528  
 0.826  
 1.4688  
 2.611

**CALCULATIONS**

VOL. OF H<sub>2</sub>O IN CASING = DEPTH OF WATER COLUMN X WELL CONSTANT

**CALCULATED PURGE VOLUME [GAL]:** 1.24 (3 TIMES CASING VOLUME)

**ACTUAL VOLUME PURGED [GAL]:** ~1.5

**PURGE METHOD:** 3' Disposable Bailer      **PURGE START:** 1102      **END:** 1108

**SECTION 3 - SAMPLE IDENTIFICATION AND TEST PARAMETERS**

SAMPLE ID #	DATE / TIME	SAMPLING METHOD	ANALYTICAL SCAN(S)
MW-7	10-21-04 / 1115	3' Disposable Bailer	VOCS 8260B, Total Nitrogen Phosphorous, Plate Count

**SECTION 4 - WATER QUALITY DATA**

SWL (FT)	TEMP (°C)	pH	CONDUCTIVITY (mS/cm)	TURBIDITY (NTU)	DO (mg/L)	ORP (mV)	VISUAL
0.93	16.8	6.83	1.55	729	6.92	95	Slightly Muddy

**DAY ENVIRONMENTAL, INC.  
MONITORING WELL SAMPLING LOG**

**WELL PW-3**

**SECTION 1 - SITE INFORMATION**

**SITE LOCATION:** 5 Hunt Road, Jamestown, N.Y. **JOB #:** 3563S-04

**PROJECT NAME:** Groundwater Sampling **DATE:** 8/18/05

**SAMPLE COLLECTOR(S):** C. Davidson

**WEATHER CONDITIONS:** ~75°F, Sunny **PID IN WELL (PPM):** 17.5

**SECTION 2 - PURGE INFORMATION**

**DEPTH OF WELL [FT]:** 11.90 (MEASURED FROM TOP OF CASING - T.O.C.)

**STATIC WATER LEVEL (SWL) [FT]:** 2.00 (MEASURED FROM T.O.C.)

**THICKNESS OF WATER COLUMN [FT]:** 9.9 (DEPTH OF WELL - SWL)

**CALCULATED VOL. OF H<sub>2</sub>O PER WELL CASING [GAL]:** 0.4 **CASING DIA.:** 1.0"

**CALCULATIONS:**

**CASING DIA. (FT)**

**WELL CONSTANT(GAL/FT)**

**CALCULATIONS**

¾" (0.0625)

0.023

VOL. OF H<sub>2</sub>O IN CASING = DEPTH OF WATER COLUMN X WELL CONSTANT

1" (0.0833)

0.041

1¼" (0.1041)

0.063

2" (0.1667)

0.1632

3" (0.250)

0.380

4" (0.3333)

0.6528

4½" (0.375)

0.826

6" (0.5000)

1.4688

8" (0.666)

2.611

**CALCULATED PURGE VOLUME [GAL]:** 1.2 (3 TIMES CASING VOLUME)

**ACTUAL VOLUME PURGED [GAL]:** ~0.8

**PURGE METHOD:** 3.0' Disposable Bailer **PURGE START:** 10:41 **END:** 10:48

**SECTION 3 - SAMPLE IDENTIFICATION AND TEST PARAMETERS**

SAMPLE ID #	DATE / TIME	SAMPLING METHOD	ANALYTICAL SCAN(S)
PW-3	8/18/05 - 10:56	3.0' Disposable Bailer	TPH 310.13

**SECTION 4 - WATER QUALITY DATA**

SWL (FT)	TEMP (°C)	pH	CONDUCTIVITY (mS/cm)	TURBIDITY (NTU)	DO (mg/L)	ORP (mV)	VISUAL
5.32	21.0	5.03	1.96	>999	8.23	-26	Chemical type odor; Slightly muddy

**DAY ENVIRONMENTAL, INC.**  
**MONITORING WELL SAMPLING LOG**

**WELL MW-07**

**SECTION 1 - SITE INFORMATION**

**SITE LOCATION:** 5 Hunt Road, Jamestown, N.Y. **JOB #:** 3563S-04

**PROJECT NAME:** Groundwater Sampling **DATE:** 8/18/05

**SAMPLE COLLECTOR(S):** C. Davidson

**WEATHER CONDITIONS:** ~75°F, Sunny **PID IN WELL (PPM):** 150

**SECTION 2 - PURGE INFORMATION**

**DEPTH OF WELL [FT]:** 14.42 (MEASURED FROM TOP OF CASING - T.O.C.)

**STATIC WATER LEVEL (SWL) [FT]:** 5.75 (MEASURED FROM T.O.C.)

**THICKNESS OF WATER COLUMN [FT]:** 8.67 (DEPTH OF WELL - SWL)

**CALCULATED VOL. OF H<sub>2</sub>O PER WELL CASING [GAL]:** 0.36 **CASING DIA.:** 1.0"

**CALCULATIONS:**

**CASING DIA. (FT)**

**WELL CONSTANT(GAL/FT)**

**CALCULATIONS**

¾" (0.0625)  
1" (0.0833)  
1¼" (0.1041)  
2" (0.1667)  
3" (0.250)  
4" (0.3333)  
4¼" (0.375)  
6" (0.5000)  
8" (0.666)

0.023  
0.041  
0.063  
0.1632  
0.380  
0.6528  
0.826  
1.4688  
2.611

VOL. OF H<sub>2</sub>O IN CASING = DEPTH OF WATER COLUMN X WELL CONSTANT

**CALCULATED PURGE VOLUME [GAL]:** 1.1 (3 TIMES CASING VOLUME)

**ACTUAL VOLUME PURGED [GAL]:** ~0.5

**PURGE METHOD:** 3.0' Disposable Bailer **PURGE START:** 11:09 **END:** 11:19

**SECTION 3 - SAMPLE IDENTIFICATION AND TEST PARAMETERS**

SAMPLE ID #	DATE / TIME	SAMPLING METHOD	ANALYTICAL SCAN(S)
MW-07	8/18/05 - 11:22	3.0' Disposable Bailer	TPH 310.13

**SECTION 4 - WATER QUALITY DATA**

SWL (FT)	TEMP (°C)	pH	CONDUCTIVITY (mS/cm)	TURBIDITY (NTU)	DO (mg/L)	ORP (mV)	VISUAL
7.34	20.9	5.14	1.83	>999	9.47	37.0	Chemical type odor; Slightly muddy

**DAY ENVIRONMENTAL, INC.  
MONITORING WELL SAMPLING LOG**

**WELL MW-01**

**SECTION 1 - SITE INFORMATION**

**SITE LOCATION:** 5 Hunt Road, Jamestown, NY      **JOB #:** 3563S-04

**PROJECT NAME:** Groundwater Sampling      **DATE :** 05/25/05

**SAMPLE COLLECTOR(S):** C. Davidson

**WEATHER CONDITIONS:** ~55 degrees F, Sunny      **PID IN WELL (PPM):** NC

**SECTION 2 - PURGE INFORMATION**

**DEPTH OF WELL [FT]:** 16.89 (MEASURED FROM TOP OF CASING - T.O.C.)

**STATIC WATER LEVEL (SWL) [FT]:** 0.5 Above Grade (MEASURED FROM T.O.C.)

**THICKNESS OF WATER COLUMN [FT]:** 17.39 (DEPTH OF WELL - SWL)

**CALCULATED VOL. OF H<sub>2</sub>O PER WELL CASING [GAL]:** 2.8      **CASING DIA.:** 2.0

**CALCULATIONS:**

**CASING DIA. (FT)**

**WELL CONSTANT(GAL/FT)**

**CALCULATIONS**

¾" (0.0625)

0.023

VOL. OF H<sub>2</sub>O IN CASING = DEPTH OF WATER COLUMN X WELL CONSTANT

1" (0.0833)

0.041

1¼" (0.1041)

0.063

2" (0.1667)

0.1632

3" (0.250)

0.380

4" (0.3333)

0.6528

4½" (0.375)

0.826

6" (0.5000)

1.4688

8" (0.666)

2.611

**CALCULATED PURGE VOLUME [GAL]:** 8.4 (3 TIMES CASING VOLUME)

**ACTUAL VOLUME PURGED [GAL]:** ~10.0

**PURGE METHOD:** 3' Disposable Bailer      **PURGE START:** 09:13      **END:** 09:20

**SECTION 3 - SAMPLE IDENTIFICATION AND TEST PARAMETERS**

SAMPLE ID #	DATE / TIME	SAMPLING METHOD	ANALYTICAL SCAN(S)
MW-01	05-25-05 / 09:50	3' Disposable Bailer	TCL/TAL OLM04.2 + ILM04.1

**SECTION 4 - WATER QUALITY DATA**

SWL (FT)	TEMP (°C)	pH	CONDUCTIVITY (mS/cm)	TURBIDITY (NTU)	DO (mg/L)	ORP (mV)	VISUAL
0.0	9.8	6.04	1.84	512	4.77	239	Slightly Muddy

**DAY ENVIRONMENTAL, INC.  
MONITORING WELL SAMPLING LOG**

**WELL MW-03**

**SECTION 1 - SITE INFORMATION**

**SITE LOCATION:** 5 Hunt Road, Jamestown, NY **JOB #:** 3563S-04  
**PROJECT NAME:** Groundwater Sampling **DATE :** 05/25/05  
**SAMPLE COLLECTOR(S):** C. Davidson  
**WEATHER CONDITIONS:** ~60 degrees F, Sunny **PID IN WELL (PPM):** NC

**SECTION 2 - PURGE INFORMATION**

**DEPTH OF WELL [FT]:** 20.94 (MEASURED FROM TOP OF CASING - T.O.C.)  
**STATIC WATER LEVEL (SWL) [FT]:** 2.72 Above Grade (MEASURED FROM T.O.C.)  
**THICKNESS OF WATER COLUMN [FT]:** 23.66 (DEPTH OF WELL - SWL)  
**CALCULATED VOL. OF H<sub>2</sub>O PER WELL CASING [GAL]:** 3.86 **CASING DIA.:** 2.0

**CALCULATIONS:**

**CASING DIA. (FT)**

**WELL CONSTANT(GAL/FT)**

**CALCULATIONS**

¼" (0.0625)

0.023

VOL. OF H<sub>2</sub>O IN CASING = DEPTH OF WATER COLUMN X WELL CONSTANT

1" (0.0833)

0.041

1½" (0.1041)

0.063

2" (0.1667)

0.1632

3" (0.250)

0.380

4" (0.3333)

0.6528

4½" (0.375)

0.826

6" (0.5000)

1.4688

8" (0.666)

2.611

**CALCULATED PURGE VOLUME [GAL]:** 11.6 (3 TIMES CASING VOLUME)

**ACTUAL VOLUME PURGED [GAL]:** ~10.0

**PURGE METHOD:** 3' Disposable Bailer **PURGE START:** 12:40 **END:** 12:52

**SECTION 3 - SAMPLE IDENTIFICATION AND TEST PARAMETERS**

SAMPLE ID #	DATE / TIME	SAMPLING METHOD	ANALYTICAL SCAN(S)
MW-03	05-25-05 / 13:12	3' Disposable Bailer	TCL VOCs

**SECTION 4 - WATER QUALITY DATA**

SWL (FT)	TEMP (°C)	pH	CONDUCTIVITY (mS/cm)	TURBIDITY (NTU)	DO (mg/L)	ORP (mV)	VISUAL
2.72 Above Grade	16.3	5.89	1.81	281	9.76	253	Cloudy

**DAY ENVIRONMENTAL, INC.  
MONITORING WELL SAMPLING LOG**

**WELL MW-04**

**SECTION 1 - SITE INFORMATION**

**SITE LOCATION:** 5 Hunt Road, Jamestown, NY      **JOB #:** 3563S-04

**PROJECT NAME:** Groundwater Sampling      **DATE :** 05/25/05

**SAMPLE COLLECTOR(S):** C. Davidson

**WEATHER CONDITIONS:** ~60 degrees F, Sunny      **PID IN WELL (PPM):** NC

**SECTION 2 - PURGE INFORMATION**

**DEPTH OF WELL [FT]:** 20.24 (MEASURED FROM TOP OF CASING - T.O.C.)

**STATIC WATER LEVEL (SWL) [FT]:** 2.2 Above Grade (MEASURED FROM T.O.C.)

**THICKNESS OF WATER COLUMN [FT]:** 22.44 (DEPTH OF WELL - SWL)

**CALCULATED VOL. OF H<sub>2</sub>O PER WELL CASING [GAL]:** 3.66      **CASING DIA.:** 2.0

**CALCULATIONS:**

<u>CASING DIA. (FT)</u>	<u>WELL CONSTANT(GAL/FT)</u>	<u>CALCULATIONS</u>
¾" (0.0625)	0.023	VOL. OF H <sub>2</sub> O IN CASING = DEPTH OF WATER COLUMN X WELL CONSTANT
1" (0.0833)	0.041	
1¼" (0.1041)	0.063	
2" (0.1667)	0.1632	
3" (0.250)	0.380	
4" (0.3333)	0.6528	
4½" (0.375)	0.826	
6" (0.5000)	1.4688	
8" (0.666)	2.611	

**CALCULATED PURGE VOLUME [GAL]:** 11.0 (3 TIMES CASING VOLUME)

**ACTUAL VOLUME PURGED [GAL]:** ~10.0

**PURGE METHOD:** 3' Disposable Bailer      **PURGE START:** 11:04      **END:** 11:14

**SECTION 3 - SAMPLE IDENTIFICATION AND TEST PARAMETERS**

<b>SAMPLE ID #</b>	<b>DATE / TIME</b>	<b>SAMPLING METHOD</b>	<b>ANALYTICAL SCAN(S)</b>
MW-04	05-25-05 / 12:59	3' Disposable Bailer	TCL VOC

**SECTION 4 - WATER QUALITY DATA**

<b>SWL (FT)</b>	<b>TEMP (°C)</b>	<b>pH</b>	<b>CONDUCTIVITY (mS/cm)</b>	<b>TURBIDITY (NTU)</b>	<b>DO (mg/L)</b>	<b>ORP (mV)</b>	<b>VISUAL</b>
2.2 Above Grade	11.5	5.99	1.79	104	8.38	254	Clear

**DAY ENVIRONMENTAL, INC.  
MONITORING WELL SAMPLING LOG**

**WELL MW-05**

**SECTION 1 - SITE INFORMATION**

**SITE LOCATION:** 5 Hunt Road, Jamestown, NY      **JOB #:** 3563S-04

**PROJECT NAME:** Groundwater Sampling      **DATE :** 05/25/05

**SAMPLE COLLECTOR(S):** C. Davidson

**WEATHER CONDITIONS:** ~60 degrees F, Sunny      **PID IN WELL (PPM):** NC

**SECTION 2 - PURGE INFORMATION**

**DEPTH OF WELL [FT]:** 16.34 (MEASURED FROM TOP OF CASING - T.O.C.)

**STATIC WATER LEVEL (SWL) [FT]:** 2.1 Above Grade (MEASURED FROM T.O.C.)

**THICKNESS OF WATER COLUMN [FT]:** 18.44 (DEPTH OF WELL - SWL)

**CALCULATED VOL. OF H<sub>2</sub>O PER WELL CASING [GAL]:** 3.0      **CASING DIA.:** 2.0

**CALCULATIONS:**

**CASING DIA. (FT)**

**WELL CONSTANT(GAL/FT)**

**CALCULATIONS**

¾" (0.0625)	0.023
1" (0.0833)	0.041
1¼" (0.1041)	0.063
2" (0.1667)	0.1632
3" (0.250)	0.380
4" (0.3333)	0.6528
4½" (0.375)	0.826
6" (0.5000)	1.4688
8" (0.666)	2.611

VOL. OF H<sub>2</sub>O IN CASING = DEPTH OF WATER COLUMN X WELL CONSTANT

**CALCULATED PURGE VOLUME [GAL]:** 9.0 (3 TIMES CASING VOLUME)

**ACTUAL VOLUME PURGED [GAL]:** ~10.0

**PURGE METHOD:** 3' Disposable Bailer      **PURGE START:** 10:08      **END:** 10:18

**SECTION 3 - SAMPLE IDENTIFICATION AND TEST PARAMETERS**

SAMPLE ID #	DATE / TIME	SAMPLING METHOD	ANALYTICAL SCAN(S)
MW-05	05-25-05 / 12:50	3' Disposable Bailer	TCL VOCS

**SECTION 4 - WATER QUALITY DATA**

SWL (FT)	TEMP (°C)	pH	CONDUCTIVITY (mS/cm)	TURBIDITY (NTU)	DO (mg/L)	ORP (mV)	VISUAL
2.1 Above Grade	11.6	6.20	1.65	219	8.45	240	Cloudy



**DAY ENVIRONMENTAL, INC.  
MONITORING WELL SAMPLING LOG**

**WELL MW-06**

**SECTION 1 - SITE INFORMATION**

**SITE LOCATION:** 5 Hunt Road, Jamestown, NY **JOB #:** 3563S-04  
**PROJECT NAME:** Groundwater Sampling **DATE:** 05/25/05  
**SAMPLE COLLECTOR(S):** C. Davidson  
**WEATHER CONDITIONS:** ~60 degrees F, Sunny **PID IN WELL (PPM):** NC

**SECTION 2 - PURGE INFORMATION**

**DEPTH OF WELL [FT]:** 23.10 (MEASURED FROM TOP OF CASING - T.O.C.)

**STATIC WATER LEVEL (SWL) [FT]:** 2.35 Above Grade (MEASURED FROM T.O.C.)

**THICKNESS OF WATER COLUMN [FT]:** 25.45 (DEPTH OF WELL - SWL)

**CALCULATED VOL. OF H<sub>2</sub>O PER WELL CASING [GAL]:** 4.15 **CASING DIA.:** 2.0

**CALCULATIONS:**

**CASING DIA. (FT)**

**WELL CONSTANT(GAL/FT)**

**CALCULATIONS**

¾" (0.0625)  
 1" (0.0833)  
 1¼" (0.1041)  
 2" (0.1667)  
 3" (0.250)  
 4" (0.3333)  
 4½" (0.375)  
 6" (0.5000)  
 8" (0.666)

0.023  
 0.041  
 0.063  
 0.1632  
 0.380  
 0.6528  
 0.826  
 1.4688  
 2.611

VOL. OF H<sub>2</sub>O IN CASING = DEPTH OF WATER COLUMN X WELL CONSTANT

**CALCULATED PURGE VOLUME [GAL]:** 12.5 (3 TIMES CASING VOLUME)

**ACTUAL VOLUME PURGED [GAL]:** ~10.0

**PURGE METHOD:** 3' Disposable Bailer **PURGE START:** 11:34 **END:** 11:43

**SECTION 3 - SAMPLE IDENTIFICATION AND TEST PARAMETERS**

SAMPLE ID #	DATE / TIME	SAMPLING METHOD	ANALYTICAL SCAN(S)
MW-06	05-25-05 / 13:08	3' Disposable Bailer	TCL / TAL OLM04.2 + ILM04.1

**SECTION 4 - WATER QUALITY DATA**

SWL (FT)	TEMP (°C)	pH	CONDUCTIVITY (mS/cm)	TURBIDITY (NTU)	DO (mg/L)	ORP (mV)	VISUAL
2.35 Above Grade	12.5	6.02	1.27	43.9	11.05	247	Clear

**DAY ENVIRONMENTAL, INC.  
MONITORING WELL SAMPLING LOG**

**WELL MW-07**

**SECTION 1 - SITE INFORMATION**

**SITE LOCATION:** 5 Hunt Road, Jamestown, NY **JOB #:** 3563S-04  
**PROJECT NAME:** Groundwater Sampling **DATE :** 05/25/05  
**SAMPLE COLLECTOR(S):** C. Davidson  
**WEATHER CONDITIONS:** ~60 degrees F, Sunny **PID IN WELL (PPM):** NC - See Development Log

**SECTION 2 - PURGE INFORMATION**

**DEPTH OF WELL [FT]:** 11.19 (MEASURED FROM TOP OF CASING - T.O.C.)  
**STATIC WATER LEVEL (SWL) [FT]:** 1.8 (MEASURED FROM T.O.C.)  
**THICKNESS OF WATER COLUMN [FT]:** 9.39 (DEPTH OF WELL - SWL)  
**CALCULATED VOL. OF H<sub>2</sub>O PER WELL CASING [GAL]:** 0.38 **CASING DIA.:** 1.0

**CALCULATIONS:**

**CASING DIA. (FT)**

**WELL CONSTANT(GAL/FT)**

**CALCULATIONS**

¼" (0.0625)	0.023
1" (0.0833)	0.041
1¼" (0.1041)	0.063
2" (0.1667)	0.1632
3" (0.250)	0.380
4" (0.3333)	0.6528
4½" (0.375)	0.826
6" (0.5000)	1.4688
8" (0.666)	2.611

VOL. OF H<sub>2</sub>O IN CASING = DEPTH OF WATER COLUMN X WELL CONSTANT

**CALCULATED PURGE VOLUME [GAL]:** 1.15 (3 TIMES CASING VOLUME)

**ACTUAL VOLUME PURGED [GAL]:** ~1.0

**PURGE METHOD:** 3' Disposable Bailer **PURGE START:** 13:00 **END:** 13:07

**SECTION 3 - SAMPLE IDENTIFICATION AND TEST PARAMETERS**

SAMPLE ID #	DATE / TIME	SAMPLING METHOD	ANALYTICAL SCAN(S)
MW-07	05-25-05 / 14:07	3' Disposable Bailer	TCL / TAL OLM04.2 + ILM04.1; TPH 310.13

**SECTION 4 - WATER QUALITY DATA**

SWL (FT)	TEMP (°C)	pH	CONDUCTIVITY (mS/cm)	TURBIDITY (NTU)	DO (mg/L)	ORP (mV)	VISUAL
1.8	14.2	6.27	1.67	534	10.31	48	Slightly Muddy

**DAY ENVIRONMENTAL, INC.  
MONITORING WELL SAMPLING LOG**

**WELL MW-7**

**SECTION 1 - SITE INFORMATION**

**SITE LOCATION:** 5 Hunt Road, Jamestown, NY      **JOB #:** 3563S-04

**PROJECT NAME:** Groundwater Sampling      **DATE :** 05/25/05

**SAMPLE COLLECTOR(S):** C. Davidson

**WEATHER CONDITIONS:** ~60 degrees F, Sunny      **PID IN WELL (PPM):** NC

**SECTION 2 - PURGE INFORMATION**

**DEPTH OF WELL [FT]:** 10.25 (MEASURED FROM TOP OF CASING - T.O.C.)

**STATIC WATER LEVEL (SWL) [FT]:** ~0.3 (MEASURED FROM T.O.C.)

**THICKNESS OF WATER COLUMN [FT]:** 9.95 (DEPTH OF WELL - SWL)

**CALCULATED VOL. OF H<sub>2</sub>O PER WELL CASING [GAL]:** 0.40      **CASING DIA.:** 1.0

**CALCULATIONS:**

**CASING DIA. (FT)**

**WELL CONSTANT(GAL/FT)**

**CALCULATIONS**

¾" (0.0625)	0.023
1" (0.0833)	0.041
1¼" (0.1041)	0.063
2" (0.1667)	0.1632
3" (0.250)	0.380
4" (0.3333)	0.6528
4½" (0.375)	0.826
6" (0.5000)	1.4688
8" (0.666)	2.611

VOL. OF H<sub>2</sub>O IN CASING = DEPTH OF WATER COLUMN X WELL CONSTANT

**CALCULATED PURGE VOLUME [GAL]:** 1.2 (3 TIMES CASING VOLUME)

**ACTUAL VOLUME PURGED [GAL]:** ~1.5

**PURGE METHOD:** 3' Disposable Bailer      **PURGE START:** 13:39      **END:** 13:49

**SECTION 3 - SAMPLE IDENTIFICATION AND TEST PARAMETERS**

SAMPLE ID #	DATE / TIME	SAMPLING METHOD	ANALYTICAL SCAN(S)
MW-7	05-25-05 / 14:29	3' Disposable Bailer	TCL VOCS; TPH 310.13

**SECTION 4 - WATER QUALITY DATA**

SWL (FT)	TEMP (°C)	pH	CONDUCTIVITY (mS/cm)	TURBIDITY (NTU)	DO (mg/L)	ORP (mV)	VISUAL
~0.3	14.5	6.14	1.55	662	8.65	186	Slightly Muddy

**DAY ENVIRONMENTAL, INC.  
MONITORING WELL SAMPLING LOG**

**WELL PW-3**

**SECTION 1 - SITE INFORMATION**

**SITE LOCATION:** 5 Hunt Road, Jamestown, NY      **JOB #:** 3563S-04

**PROJECT NAME:** Groundwater Sampling      **DATE :** 05/25/05

**SAMPLE COLLECTOR(S):** C. Davidson

**WEATHER CONDITIONS:** ~60 degrees F, Sunny      **PID IN WELL (PPM):** 0.0

**SECTION 2 - PURGE INFORMATION**

**DEPTH OF WELL [FT]:** 12.81 (MEASURED FROM TOP OF CASING - T.O.C.)

**STATIC WATER LEVEL (SWL) [FT]:** 2.32 (MEASURED FROM T.O.C.)

**THICKNESS OF WATER COLUMN [FT]:** 10.49 (DEPTH OF WELL - SWL)

**CALCULATED VOL. OF H<sub>2</sub>O PER WELL CASING [GAL]:** 0.43      **CASING DIA.:** 1.0

**CALCULATIONS:**

**CASING DIA. (FT)**

**WELL CONSTANT(GAL/FT)**

**CALCULATIONS**

¾" (0.0625)	0.023
1" (0.0833)	0.041
1¼" (0.1041)	0.063
2" (0.1667)	0.1632
3" (0.250)	0.380
4" (0.3333)	0.6528
4½" (0.375)	0.826
6" (0.5000)	1.4688
8" (0.666)	2.611

VOL. OF H<sub>2</sub>O IN CASING = DEPTH OF WATER COLUMN X WELL CONSTANT

**CALCULATED PURGE VOLUME [GAL]:** 1.3 (3 TIMES CASING VOLUME)

**ACTUAL VOLUME PURGED [GAL]:** ~1.5

**PURGE METHOD:** 3' Disposable Bailer      **PURGE START:** 13:21      **END:** 13:30

**SECTION 3 - SAMPLE IDENTIFICATION AND TEST PARAMETERS**

SAMPLE ID #	DATE / TIME	SAMPLING METHOD	ANALYTICAL SCAN(S)
PW-3	05-25-05 / 14:19	3' Disposable Bailer	TCL VOCS; TPH 310.13

**SECTION 4 - WATER QUALITY DATA**

SWL (FT)	TEMP (°C)	pH	CONDUCTIVITY (mS/cm)	TURBIDITY (NTU)	DO (mg/L)	ORP (mV)	VISUAL
2.38	18.3	5.80	1.79	678	6.68	~66	Cloudy

**DAY ENVIRONMENTAL, INC.**  
**MONITORING WELL SAMPLING LOG**

**WELL PW-2**

**SECTION 1 - SITE INFORMATION**

**SITE LOCATION:** 5 Hunt Road, Jamestown, New York      **JOB #:** 3563S-04

**PROJECT NAME:** Groundwater sampling      **DATE :** 01/12/06

**SAMPLE COLLECTOR(S):** C. Davidson; M. Dickinson

**WEATHER CONDITIONS:** ~50 degrees F, Sunny      **PID IN WELL (PPM):** NC

**SECTION 2 - PURGE INFORMATION**

**DEPTH OF WELL [FT]:** 13.50 (MEASURED FROM TOP OF CASING - T.O.C.)

**STATIC WATER LEVEL (SWL) [FT]:** 0.83' (MEASURED FROM T.O.C.)

**THICKNESS OF WATER COLUMN [FT]:** 12.67 (DEPTH OF WELL - SWL)

**CALCULATED VOL. OF H<sub>2</sub>O PER WELL CASING [GAL]:** 0.52      **CASING DIA.:** 1"

**CALCULATIONS:**

<u>CASING DIA. (FT)</u>	<u>WELL CONSTANT(GAL/FT)</u>	<u>CALCULATIONS</u>
¾" (0.0625)	0.023	VOL. OF H <sub>2</sub> O IN CASING = DEPTH OF WATER COLUMN X WELL CONSTANT
1" (0.0833)	0.041	
1¼" (0.1041)	0.063	
2" (0.1667)	0.1632	
3" (0.250)	0.380	
4" (0.3333)	0.6528	
4½" (0.375)	0.826	
6" (0.5000)	1.4688	
8" (0.666)	2.611	

**CALCULATED PURGE VOLUME [GAL]:** 1.56 (3 TIMES CASING VOLUME)

**ACTUAL VOLUME PURGED [GAL]:** ~1.5

**PURGE METHOD:** 3' Disposable Bailer      **PURGE START:** 1238      **END:** 1245

**SECTION 3 - SAMPLE IDENTIFICATION AND TEST PARAMETERS**

SAMPLE ID #	DATE / TIME	SAMPLING METHOD	ANALYTICAL SCAN(S)
PW-2	01/12/06 1250	3' Disposable Bailer	Halocarbons 8260 VOCS

**SECTION 4 - WATER QUALITY DATA**

SWL (FT)	TEMP (°C)	pH	CONDUCTIVITY (mS/cm)	TURBIDITY (NTU)	DO (mg/L)	ORP (mV)	VISUAL
0.83	15.7	6.49	1.37	>999	5.15	246	Muddy

**DAY ENVIRONMENTAL, INC.  
MONITORING WELL SAMPLING LOG**

**WELL PW-3**

**SECTION 1 - SITE INFORMATION**

**SITE LOCATION:** 5 Hunt Road, Jamestown, New York      **JOB #:** 3563S-04

**PROJECT NAME:** Groundwater sampling      **DATE :** 01/12/06

**SAMPLE COLLECTOR(S):** C. Davidson; M. Dickinson

**WEATHER CONDITIONS:** ~50 degrees F, Sunny      **PID IN WELL (PPM):** NC

**SECTION 2 - PURGE INFORMATION**

**DEPTH OF WELL [FT]:** 11.90 (MEASURED FROM TOP OF CASING - T.O.C.)

**STATIC WATER LEVEL (SWL) [FT]:** 1.46' (MEASURED FROM T.O.C.)

**THICKNESS OF WATER COLUMN [FT]:** 10.44 (DEPTH OF WELL - SWL)

**CALCULATED VOL. OF H<sub>2</sub>O PER WELL CASING [GAL]:** 0.43      **CASING DIA.:** 1"

**CALCULATIONS:**

<u>CASING DIA. (FT)</u>	<u>WELL CONSTANT(GAL/FT)</u>	<u>CALCULATIONS</u>
¾" (0.0625)	0.023	VOL. OF H <sub>2</sub> O IN CASING = DEPTH OF WATER COLUMN X WELL CONSTANT
1" (0.0833)	0.041	
1¼" (0.1041)	0.063	
2" (0.1667)	0.1632	
3" (0.250)	0.380	
4" (0.3333)	0.6528	
4½" (0.375)	0.826	
6" (0.5000)	1.4688	
8" (0.666)	2.611	

**CALCULATED PURGE VOLUME [GAL]:** 1.28 (3 TIMES CASING VOLUME)

**ACTUAL VOLUME PURGED [GAL]:** ~1.5

**PURGE METHOD:** 3' Disposable Bailer      **PURGE START:** 1255      **END:** 1301

**SECTION 3 - SAMPLE IDENTIFICATION AND TEST PARAMETERS**

SAMPLE ID #	DATE / TIME	SAMPLING METHOD	ANALYTICAL SCAN(S)
PW-3	01/12/06 1306	3' Disposable Bailer	Halocarbons 8260 VOCS

**SECTION 4 - WATER QUALITY DATA**

SWL (FT)	TEMP (°C)	pH	CONDUCTIVITY (mS/cm)	TURBIDITY (NTU)	DO (mg/L)	ORP (mV)	VISUAL
1.46	17.7	6.0	1.86	>999	5.68	30	Muddy

**DAY ENVIRONMENTAL, INC.  
MONITORING WELL SAMPLING LOG**

**WELL MW-02**

**SECTION 1 - SITE INFORMATION**

**SITE LOCATION:** 5 Hunt Road, Jamestown, New York      **JOB #:** 3563S-04

**PROJECT NAME:** Groundwater sampling      **DATE :** 01/12/06

**SAMPLE COLLECTOR(S):** C. Davidson; M. Dickinson

**WEATHER CONDITIONS:** ~50 degrees F, Sunny      **PID IN WELL (PPM):** NC

**SECTION 2 - PURGE INFORMATION**

**DEPTH OF WELL [FT]:** ~21.5 (from Grade) (MEASURED FROM TOP OF CASING - T.O.C.)

**STATIC WATER LEVEL (SWL) [FT]:** 2.16' (above Grade) (MEASURED FROM T.O.C.)

**THICKNESS OF WATER COLUMN [FT]:** 23.66 (DEPTH OF WELL - SWL)

**CALCULATED VOL. OF H<sub>2</sub>O PER WELL CASING [GAL]:** 3.86      **CASING DIA.:** 2"

**CALCULATIONS:**

<u>CASING DIA. (FT)</u>	<u>WELL CONSTANT(GAL/FT)</u>	<u>CALCULATIONS</u>
3/4" (0.0625)	0.023	VOL. OF H <sub>2</sub> O IN CASING = DEPTH OF WATER COLUMN X WELL CONSTANT
1" (0.0833)	0.041	
1 1/4" (0.1041)	0.063	
2" (0.1667)	0.1632	
3" (0.250)	0.380	
4" (0.3333)	0.6528	
4 1/2" (0.375)	0.826	
6" (0.5000)	1.4688	
8" (0.666)	2.611	

**CALCULATED PURGE VOLUME [GAL]:** 11.58 (3 TIMES CASING VOLUME)

**ACTUAL VOLUME PURGED [GAL]:** ~10.0

**PURGE METHOD:** 3' Disposable Bailer      **PURGE START:** 1320      **END:** 1330

**SECTION 3 - SAMPLE IDENTIFICATION AND TEST PARAMETERS**

SAMPLE ID #	DATE / TIME	SAMPLING METHOD	ANALYTICAL SCAN(S)
MW-02	01/12/06 1335	3' Disposable Bailer	Halocarbons 8260 VOCS

**SECTION 4 - WATER QUALITY DATA**

SWL (FT)	TEMP (°C)	pH	CONDUCTIVITY (mS/cm)	TURBIDITY (NTU)	DO (mg/L)	ORP (mV)	VISUAL
2.16 (above Grade)	12.0	6.80	1.76	76.9	6.70	100	Cloudy

**DAY ENVIRONMENTAL, INC.  
MONITORING WELL SAMPLING LOG**

**WELL MW-03**

**SECTION 1 - SITE INFORMATION**

**SITE LOCATION:** 5 Hunt Road, Jamestown, New York      **JOB #:** 3563S-04

**PROJECT NAME:** Groundwater sampling      **DATE :** 01/12/06

**SAMPLE COLLECTOR(S):** C. Davidson; M. Dickinson

**WEATHER CONDITIONS:** ~50 degrees F, Sunny      **PID IN WELL (PPM):** NC

**SECTION 2 - PURGE INFORMATION**

**DEPTH OF WELL [FT]:** 20.93 (MEASURED FROM TOP OF CASING - T.O.C.)

**STATIC WATER LEVEL (SWL) [FT]:** 3.50' (above Grade) (MEASURED FROM T.O.C.)

**THICKNESS OF WATER COLUMN [FT]:** 24.43 (DEPTH OF WELL - SWL)

**CALCULATED VOL. OF H<sub>2</sub>O PER WELL CASING [GAL]:** 3.99      **CASING DIA:** 2"

**CALCULATIONS:**

**CASING DIA. (FT)**

**WELL CONSTANT(GAL/FT)**

**CALCULATIONS**

¾" (0.0625)	0.023
1" (0.0833)	0.041
1¼" (0.1041)	0.063
2" (0.1667)	0.1632
3" (0.250)	0.380
4" (0.3333)	0.6528
4½" (0.375)	0.826
6" (0.5000)	1.4688
8" (0.666)	2.611

VOL. OF H<sub>2</sub>O IN CASING = DEPTH OF WATER COLUMN X WELL CONSTANT

**CALCULATED PURGE VOLUME [GAL]:** 11.96 (3 TIMES CASING VOLUME)

**ACTUAL VOLUME PURGED [GAL]:** ~10.0

**PURGE METHOD:** 3' Disposable Bailer      **PURGE START:** 1148      **END:** 1155

**SECTION 3 - SAMPLE IDENTIFICATION AND TEST PARAMETERS**

SAMPLE ID #	DATE / TIME	SAMPLING METHOD	ANALYTICAL SCAN(S)
MW-03	01/12/06 1200	3' Disposable Bailer	Halocarbons 8260 VOCS

**SECTION 4 - WATER QUALITY DATA**

SWL (FT)	TEMP (°C)	pH	CONDUCTIVITY (mS/cm)	TURBIDITY (NTU)	DO (mg/L)	ORP (mV)	VISUAL
3.50 (above Grade)	14.7	5.47	1.86	112.0	9.66	260	Cloudy



**DAY ENVIRONMENTAL, INC.  
MONITORING WELL SAMPLING LOG**

**WELL MW-04**

**SECTION 1 - SITE INFORMATION**

**SITE LOCATION:** 5 Hunt Road, Jamestown, New York      **JOB #:** 3563S-04

**PROJECT NAME:** Groundwater sampling      **DATE :** 01/12/06

**SAMPLE COLLECTOR(S):** C. Davidson; M. Dickinson

**WEATHER CONDITIONS:** ~50 degrees F, Sunny      **PID IN WELL (PPM):** NC

**SECTION 2 - PURGE INFORMATION**

**DEPTH OF WELL [FT]:** 20.24 (MEASURED FROM TOP OF CASING - T.O.C.)

**STATIC WATER LEVEL (SWL) [FT]:** ~3.02' (above Grade) (MEASURED FROM T.O.C.)

**THICKNESS OF WATER COLUMN [FT]:** 23.36 (DEPTH OF WELL - SWL)

**CALCULATED VOL. OF H<sub>2</sub>O PER WELL CASING [GAL]:** 3.79      **CASING DIA.:** 2"

**CALCULATIONS:**

**CASING DIA. (FT)**

**WELL CONSTANT(GAL/FT)**

**CALCULATIONS**

¾" (0.0625)	0.023
1" (0.0833)	0.041
1¼" (0.1041)	0.063
2" (0.1667)	0.1632
3" (0.250)	0.380
4" (0.3333)	0.6528
4½" (0.375)	0.826
6" (0.5000)	1.4688
8" (0.666)	2.611

VOL. OF H<sub>2</sub>O IN CASING = DEPTH OF WATER COLUMN X WELL CONSTANT

**CALCULATED PURGE VOLUME [GAL]:** 11.38 (3 TIMES CASING VOLUME)

**ACTUAL VOLUME PURGED [GAL]:** ~10.0

**PURGE METHOD:** 3' Disposable Bailer      **PURGE START:** 1140      **END:** 1156

**SECTION 3 - SAMPLE IDENTIFICATION AND TEST PARAMETERS**

SAMPLE ID #	DATE / TIME	SAMPLING METHOD	ANALYTICAL SCAN(S)
MW-04	01/12/06 1205	3' Disposable Bailer	Halocarbons 8260 VOCS

**SECTION 4 - WATER QUALITY DATA**

SWL (FT)	TEMP (°C)	pH	CONDUCTIVITY (mS/cm)	TURBIDITY (NTU)	DO (mg/L)	ORP (mV)	VISUAL
3.02 (above Grade)	13.3	6.24	1.79	23.0	7.15	253	Cloudy

**DAY ENVIRONMENTAL, INC.  
MONITORING WELL SAMPLING LOG**

**WELL MW-05**

SECTION 1 - SITE INFORMATION	
SITE LOCATION: <u>5 Hunt Road, Jamestown, New York</u>	JOB #: <u>3563S-04</u>
PROJECT NAME: <u>Groundwater sampling</u>	DATE : <u>01/12/06</u>
SAMPLE COLLECTOR(S): <u>C. Davidson; M. Dickinson</u>	
WEATHER CONDITIONS: <u>~50 degrees F, Sunny</u> PID IN WELL (PPM): <u>NC</u>	

SECTION 2 - PURGE INFORMATION																								
DEPTH OF WELL [FT]: <u>16.34</u> (MEASURED FROM TOP OF CASING - T.O.C.)																								
STATIC WATER LEVEL (SWL) [FT]: <u>2.33' (above Grade)</u> (MEASURED FROM T.O.C.)																								
THICKNESS OF WATER COLUMN [FT]: <u>18.67</u> (DEPTH OF WELL - SWL)																								
CALCULATED VOL. OF H <sub>2</sub> O PER WELL CASING [GAL]: <u>3.05</u> CASING DIA.: <u>2"</u>																								
<b>CALCULATIONS:</b> <table style="width: 100%; border: none;"> <tr> <td style="width: 20%;"><u>CASING DIA. (FT)</u></td> <td style="width: 20%;"><u>WELL CONSTANT(GAL/FT)</u></td> <td style="width: 60%;"><u>CALCULATIONS</u></td> </tr> <tr> <td>¾" (0.0625)</td> <td>0.023</td> <td rowspan="8">VOL. OF H<sub>2</sub>O IN CASING = DEPTH OF WATER COLUMN X WELL CONSTANT</td> </tr> <tr> <td>1" (0.0833)</td> <td>0.041</td> </tr> <tr> <td>1¼" (0.1041)</td> <td>0.063</td> </tr> <tr> <td>2" (0.1667)</td> <td>0.1632</td> </tr> <tr> <td>3" (0.250)</td> <td>0.380</td> </tr> <tr> <td>4" (0.3333)</td> <td>0.6528</td> </tr> <tr> <td>4½" (0.375)</td> <td>0.826</td> </tr> <tr> <td>6" (0.5000)</td> <td>1.4688</td> </tr> <tr> <td>8" (0.666)</td> <td>2.611</td> <td></td> </tr> </table>		<u>CASING DIA. (FT)</u>	<u>WELL CONSTANT(GAL/FT)</u>	<u>CALCULATIONS</u>	¾" (0.0625)	0.023	VOL. OF H <sub>2</sub> O IN CASING = DEPTH OF WATER COLUMN X WELL CONSTANT	1" (0.0833)	0.041	1¼" (0.1041)	0.063	2" (0.1667)	0.1632	3" (0.250)	0.380	4" (0.3333)	0.6528	4½" (0.375)	0.826	6" (0.5000)	1.4688	8" (0.666)	2.611	
<u>CASING DIA. (FT)</u>	<u>WELL CONSTANT(GAL/FT)</u>	<u>CALCULATIONS</u>																						
¾" (0.0625)	0.023	VOL. OF H <sub>2</sub> O IN CASING = DEPTH OF WATER COLUMN X WELL CONSTANT																						
1" (0.0833)	0.041																							
1¼" (0.1041)	0.063																							
2" (0.1667)	0.1632																							
3" (0.250)	0.380																							
4" (0.3333)	0.6528																							
4½" (0.375)	0.826																							
6" (0.5000)	1.4688																							
8" (0.666)	2.611																							
CALCULATED PURGE VOLUME [GAL]: <u>9.14</u> (3 TIMES CASING VOLUME)																								
ACTUAL VOLUME PURGED [GAL]: <u>~10.0</u>																								
PURGE METHOD: <u>3' Disposable Bailer</u> PURGE START: <u>1220</u> END: <u>1234</u>																								

SECTION 3 - SAMPLE IDENTIFICATION AND TEST PARAMETERS			
SAMPLE ID #	DATE / TIME	SAMPLING METHOD	ANALYTICAL SCAN(S)
MW-05	01/12/06 1237	3' Disposable Bailer	Halocarbons 8260 VOCS

SECTION 4 - WATER QUALITY DATA							
SWL (FT)	TEMP (°C)	pH	CONDUCTIVITY (mS/cm)	TURBIDITY (NTU)	DO (mg/L)	ORP (mV)	VISUAL
2.33 (above Grade)	10.5	6.23	1.73	116	6.11	261	Cloudy

**DAY ENVIRONMENTAL, INC.  
MONITORING WELL SAMPLING LOG**

**WELL MW-06**

**SECTION 1 - SITE INFORMATION**

**SITE LOCATION:** 5 Hunt Road, Jamestown, New York      **JOB #:** 3563S-04

**PROJECT NAME:** Groundwater sampling      **DATE :** 01/12/06

**SAMPLE COLLECTOR(S):** C. Davidson; M. Dickinson

**WEATHER CONDITIONS:** ~50 degrees F, Sunny      **PID IN WELL (PPM):** NC

**SECTION 2 - PURGE INFORMATION**

**DEPTH OF WELL [FT]:** 23.11 (MEASURED FROM TOP OF CASING - T.O.C.)

**STATIC WATER LEVEL (SWL) [FT]:** 3.3' (above Grade) (MEASURED FROM T.O.C.)

**THICKNESS OF WATER COLUMN [FT]:** 26.41 (DEPTH OF WELL - SWL)

**CALCULATED VOL. OF H<sub>2</sub>O PER WELL CASING [GAL]:** 4.3      **CASING DIA.:** 2"

**CALCULATIONS:**

<u>CASING DIA. (FT)</u>	<u>WELL CONSTANT(GAL/FT)</u>	<u>CALCULATIONS</u>
¾" (0.0625)	0.023	VOL. OF H <sub>2</sub> O IN CASING = DEPTH OF WATER COLUMN X WELL CONSTANT
1" (0.0833)	0.041	
1¼" (0.1041)	0.063	
2" (0.1667)	0.1632	
3" (0.250)	0.380	
4" (0.3333)	0.6528	
4½" (0.375)	0.826	
6" (0.5000)	1.4688	
8" (0.666)	2.611	

**CALCULATED PURGE VOLUME [GAL]:** 12.9 (3 TIMES CASING VOLUME)

**ACTUAL VOLUME PURGED [GAL]:** ~10.0

**PURGE METHOD:** 3' Disposable Bailer      **PURGE START:** 1108      **END:** 1118

**SECTION 3 - SAMPLE IDENTIFICATION AND TEST PARAMETERS**

SAMPLE ID #	DATE / TIME	SAMPLING METHOD	ANALYTICAL SCAN(S)
MW-06	01/12/06 1125	3' Disposable Bailer	Halocarbons 8260 VOCS

**SECTION 4 - WATER QUALITY DATA**

SWL (FT)	TEMP (°C)	pH	CONDUCTIVITY (mS/cm)	TURBIDITY (NTU)	DO (mg/L)	ORP (mV)	VISUAL
3.30 (above Grade)	11.8	5.88	1.30	40.9	6.61	244	Clear

**DAY ENVIRONMENTAL, INC.  
MONITORING WELL SAMPLING LOG**

**WELL MW-07**

**SECTION 1 - SITE INFORMATION**

**SITE LOCATION:** 5 Hunt Road, Jamestown, New York      **JOB #:** 3563S-04

**PROJECT NAME:** Groundwater sampling      **DATE :** 01/12/06

**SAMPLE COLLECTOR(S):** C. Davidson; M. Dickinson

**WEATHER CONDITIONS:** ~50 degrees F, Sunny      **PID IN WELL (PPM):** NC

**SECTION 2 - PURGE INFORMATION**

**DEPTH OF WELL [FT]:** 14.42 (MEASURED FROM TOP OF CASING - T.O.C.)

**STATIC WATER LEVEL (SWL) [FT]:** 4.95' (MEASURED FROM T.O.C.)

**THICKNESS OF WATER COLUMN [FT]:** 9.47 (DEPTH OF WELL - SWL)

**CALCULATED VOL. OF H<sub>2</sub>O PER WELL CASING [GAL]:** 0.39      **CASING DIA.:** 1"

**CALCULATIONS:**

<b>CASING DIA. (FT)</b>	<b>WELL CONSTANT(GAL/FT)</b>	<b>CALCULATIONS</b>
¾" (0.0625)	0.023	VOL. OF H <sub>2</sub> O IN CASING = DEPTH OF WATER COLUMN X WELL CONSTANT
1" (0.0833)	0.041	
1¼" (0.1041)	0.063	
2" (0.1667)	0.1632	
3" (0.250)	0.380	
4" (0.3333)	0.6528	
4½" (0.375)	0.826	
6" (0.5000)	1.4688	
8" (0.666)	2.611	

**CALCULATED PURGE VOLUME [GAL]:** 1.16 (3 TIMES CASING VOLUME)

**ACTUAL VOLUME PURGED [GAL]:** ~1.5


**PURGE METHOD:** 3' Disposable Bailer      **PURGE START:** 1210      **END:** 1217

**SECTION 3 - SAMPLE IDENTIFICATION AND TEST PARAMETERS**

SAMPLE ID #	DATE / TIME	SAMPLING METHOD	ANALYTICAL SCAN(S)
MW-07	01/12/06 1223	3' Disposable Bailer	Halocarbons 8260 VOCS

**SECTION 4 - WATER QUALITY DATA**

SWL (FT)	TEMP (°C)	pH	CONDUCTIVITY (mS/cm)	TURBIDITY (NTU)	DO (mg/L)	ORP (mV)	VISUAL
4.95	11.6	6.33	1.81	>999	6.63	268	Muddy



## DAY ENVIRONMENTAL, INC.

## LOW-FLOW GROUNDWATER PURGING AND SAMPLING LOG

WELL MW- 204

Readings Only per R/LK

## SECTION 1 - SITE AND WELL INFORMATION

SITE LOCATION 5 Hunt Rd. Jamestown, NY JOB # 35635-04  
 PROJECT NAME: Anderson Cleaners DATE: 8-8-06  
 SAMPLE COLLECTOR(S): M. Dickinson WEATHER: 77°F Sunny

PID READING IN WELL HEADSPACE (PPM): — MEASURING POINT: TOC  
 CASING TYPE: PVC WELL DIAMETER (INCHES): 4  
 SCREENED INTERVAL (FT): — WATER LEVEL (SWL) (FT): 0.81  
 WELL DEPTH (FT): 15.40 DEPTH OF PUMP INTAKE (FT): 10.0  
 (Do NOT Measure Well depth Prior To Purging And Sampling)  
 LNAPL: — DNAPL: — OTHER OBSERVATIONS: —

## SECTION 2 - SAMPLING EQUIPMENT

CONTROL BOX: QED MP-10 TUBING TYPE: 1/4" Water, 1/8" Air  
 WATER QUALITY METER: Horiba U-22 WATER LEVEL METER: Herron Dipper-T  
 PUMP TYPE: 3/4" Bladder PURGE GAS: Air  
 CONTROL BOX DISCHARGE RATE: 1 CONTROL BOX REFILL RATE: 5  
 STABILIZED PUMP RATE (ml/min): 200 STABILIZED DRAWDOWN WATER LEVEL (FT): 0.79

## SECTION 3 - WATER QUALITY DATA MONITORING

Time	Pumping Rate (m/min)	Water Level (ft)	DO (mg/L)	ORP (mv)	Turbidity (NTU)	Conductivity (mS/cm)	pH	Temp. (C°)	Total Vol. Pumped (L)
15:13	200	0.79	2.16	100	77.3	1.48	5.81	17.8	
15:16			1.54	95	34.3	1.48	5.82	17.8	
15:19			1.41	93	38.4	1.48	5.81	17.8	
15:22			1.27	90	51.9	1.48	5.81	17.8	
15:25			1.21	89	62.5	1.48	5.81	17.7	
15:28			1.14	87	71.2	1.48	5.81	17.7	
15:31			1.07	86	41.0	1.48	5.82	17.7	
15:34			1.05	85	63.1	1.48	5.82	17.7	
15:37			1.02	84	55.8	1.48	5.82	17.7	
15:40			0.99	82	68.6	1.48	5.82	17.7	
15:43			0.94	80	42.4	1.48	5.82	17.6	
15:46			0.91	79	60.3	1.48	5.87	17.6	

SAMPLE OBSERVATIONS: m slightly cloudy, chemical odor

## SECTION 4 - SAMPLE IDENTIFICATION AND ANALYTICAL LABORATORY PARAMETERS

SAMPLE ID #	DATE / TIME	SAMPLING METHOD	ANALYTICAL SCAN(S)
<u>NA</u>	<u>NA</u>	<u>Bladder Pump</u>	<u>NA</u>

## DAY ENVIRONMENTAL, INC.

## LOW-FLOW GROUNDWATER PURGING AND SAMPLING LOG

Low Flow Sample

WELL ~~100~~ PW-2

SECTION 1 SITE WELL INFO AT ON	
SITE LOCATION <u>5 Hunt Rd. Jamestown, NY</u>	JOB # <u>35635-04</u>
PROJECT NAME: <u>Anderson cleaners</u>	DATE: <u>8-8-06</u>
SAMPLE COLLECTOR(S): <u>M. Dickinson</u>	WEATHER: <u>77°F Sunny</u>
PID READING IN WELL HEADSPACE (PPM): <u>—</u>	MEASURING POINT: <u>To C</u>
CASING TYPE: <u>PVC</u>	WELL DIAMETER (INCHES): <u>1</u>
SCREENED INTERVAL (FT): <u>—</u>	WATER LEVEL (SWL) (FT): <u>1.70</u>
WELL DEPTH (FT): <u>14.50</u>	DEPTH OF PUMP INTAKE (FT): <u>9.0</u>
(Do NOT Measure Well depth Prior To Purging And Sampling)	
LNAPL: <u>—</u>	DNAPL: <u>—</u>
OTHER OBSERVATIONS: <u>—</u>	

SECTION 2 - S L G EQUIPMENT	
CONTROL BOX: <u>QED MP-10</u>	TUBING TYPE: <u>1/4" Water, 1/8" Air</u>
WATER QUALITY METER: <u>Horiba U-22</u>	WATER LEVEL METER: <u>Herron Dipper-T</u>
PUMP TYPE: <u>3/4" Bladder</u>	PURGE GAS: <u>Air</u>
CONTROL BOX DISCHARGE RATE: <u>1</u>	CONTROL BOX REFILL RATE: <u>5</u>
STABILIZED PUMP RATE (ml/min): <u>185</u>	STABILIZED DRAWDOWN WATER LEVEL (FT): <u>1.68</u>

SECTION 3 - WATER QUALITY DATA MONITORING									
Time	Pumping Rate (ml/min)	Water Level (ft)	DO (mg/L)	ORP (mv)	Turbidity (NTU)	Conductivity (mS/cm)	pH	Temp. (C°)	Total Vol. Pumped (L)
13:05	185	1.68	1.81	42	672.0	1.44	5.92	20.9	185
13:08			0.75	45	382.0	1.39	5.97	20.4	
13:11			0.58	23	206.0	1.38	5.99	20.4	
13:14			0.47	-1	191.0	1.34	6.00	20.4	
13:17			0.42	-3	122.0	1.34	6.00	20.4	
13:20			0.44	-9	108.0	1.32	6.01	20.4	
13:23			0.41	-15	83.2	1.30	6.01	20.5	
13:26			0.38	-20	78.9	1.29	6.02	20.4	
13:29			0.36	-25	75.7	1.28	6.04	20.5	
13:32			0.33	-26	75.2	1.29	6.04	20.5	
13:35			0.31	-27	73.7	1.29	6.04	20.5	
13:38			0.30	-30	71.3	1.28	6.04	20.5	
SAMPLE OBSERVATIONS: <u>cloudy at 1st, clear at end</u>									

SECTION 4 - SAMPLE IDENTIFICATION AND ANALYTICAL LABORATORY PARAMETERS			
SAMPLE ID #	DATE / TIME	SAMPLE ING METHOD	ANALYTICAL SCAN(S)
<u>100</u>	<u>8-8-06</u>	<u>Bladder Pump</u>	<u>100</u>

PW-2 8-8-06/13:40

STARS LIST VDC 8260

## DAY ENVIRONMENTAL, INC.

## LOW-FLOW GROUNDWATER PURGING AND SAMPLING LOG

Low Flow Sample

WELL ~~1~~ PW-3

## SECTION 1 - SITE AND WELL INFORMATION

SITE LOCATION 5 Hunt Rd. Jamestown, NY JOB # 35635-04  
 PROJECT NAME: Anderson Cleaners DATE: 8-8-06  
 SAMPLE COLLECTOR(S): M. Dickinson WEATHER: 77°F Sunny

PID READING IN WELL HEADSPACE (PPM): — MEASURING POINT: TOC  
 CASING TYPE: PVC WELL DIAMETER (INCHES): 1  
 SCREENED INTERVAL (FT): — WATER LEVEL (SWL) (FT): 2.02  
 WELL DEPTH (FT): 14.50 DEPTH OF PUMP INTAKE (FT): 9.0  
 (Do NOT Measure Well depth Prior To Purging And Sampling)  
 LNAPL: — DNAPL: — OTHER OBSERVATIONS: —

## SECTION 2 - SAMPLING EQUIPMENT

CONTROL BOX: QED AMP-10 TUBING TYPE: 1/4" Water, 1/8" Air  
 WATER QUALITY METER: Horiba U-22 WATER LEVEL METER: Herron Rpper-T  
 PUMP TYPE: 3/4" Bladder PURGE GAS: Air  
 CONTROL BOX DISCHARGE RATE: 1 CONTROL BOX REFILL RATE: 5  
 STABILIZED PUMP RATE (ml/min): 190 STABILIZED DRAWDOWN WATER LEVEL (FT): 1.99

## SECTION 3 - WATER QUALITY DATA MONITORING

Time	Pumping Rate (ml/min)	air Le el ( )	DO (mg/L)	ORP (mv)	Turbidity (TU)	Conductivity (mS/cm)	pH	Temp. (°C)	Total Vol. Pumped (L) ml
14:31	190	1.99	1.74	-105	78.3	1.66	5.10	21.4	190
14:34			1.05	-120	54.3	1.66	5.14	21.2	
14:37			1.52	-132	44.6	1.65	5.16	21.1	
14:40			1.79	-139	40.2	1.65	5.19	21.1	
14:43			2.11	-141	46.9	1.65	5.20	21.0	
14:46			2.44	-144	37.5	1.64	5.22	21.0	
14:49			2.59	-143	33.2	1.64	5.24	20.9	
14:52			2.61	-143	35.1	1.64	5.25	21.0	
14:55			2.58	-142	42.6	1.63	5.26	21.0	
14:58			2.57	-142	44.6	1.63	5.27	21.0	
15:01			2.58	-143	48.4	1.63	5.27	21.0	
15:04			2.52	-144	45.2	1.63	5.28	21.0	

SAMPLE OBSERVATIONS: cloudy, chemical odor

## SECTION 4 - SAMPLE IDENTIFICATION AND ANALYTICAL LABORATORY PARAMETERS

SAMPLE ID #	DATE / TIME	SAMPLING METHOD	ANALYTICAL SCAN(S)
<del>1A</del>	8-8-06/15:10	Bladder Pump	STARSLIST VOC'S 8260

PW-3





## DAY ENVIRONMENTAL, INC.

## LOW-FLOW GROUNDWATER PURGING AND SAMPLING LOG

WELL ~~NEW~~ PW-2 (Boiler Room)

Readings Only

## SECTION 1 - SITE AND WELL INFORMATION

SITE LOCATION 5 Hunt Rd. Jamestown, NY JOB # 35685-04  
 PROJECT NAME: Anderson Cleaners DATE: 7-12-06  
 SAMPLE COLLECTOR(S): M. Dickinson WEATHER: 60°F cloudy, light rain

PID READING IN WELL HEADSPACE (PPM): — MEASURING POINT: TOC  
 CASING TYPE: PVC WELL DIAMETER (INCHES): 1  
 SCREENED INTERVAL [FT]: — WATER LEVEL (SWL) [FT]: 1.32  
 WELL DEPTH [FT]: 14.5 DEPTH OF PUMP INTAKE [FT]: 12.9  
 (Do NOT Measure Well depth Prior To Purging And Sampling)  
 LNAPL: — DNAPL: — OTHER OBSERVATIONS: Air Hse was in well

## SECTION 2 - SAMPLING EQUIPMENT

CONTROL BOX: QED M MP-10 TUBING TYPE: 1/4" Water, 1/8" Air  
 WATER QUALITY METER: Horiba U-22 WATER LEVEL METER: Herran Dipper-T SWL  
 PUMP TYPE: 3/4" Bladder PURGE GAS: Air  
 CONTROL BOX DISCHARGE RATE: 1 CONTROL BOX REFILL RATE: 5  
 STABILIZED PUMP RATE (ml/min): 180 STABILIZED DRAWDOWN WATER LEVEL [FT]: 1.30

## SECTION 3 - WATER QUALITY DATA MONITORING

Time	Pumping Rate (ml/min)	Water Level (ft)	DO (mg/L)	ORP (mv)	Turbidity (NTU)	Conductivity (mS/cm)	pH	Temp. (C°)	Total Vol. Pumped (L)
14:37	180	1.50	2.36	-182	77.0	2.08	6.64	20.0	250
14:40			0.87	-142	72.5	2.09	6.80	20.0	
14:43			0.64	-152	72.2	2.09	6.84	20.0	
14:46			0.49	-160	64.4	2.10	6.86	20.0	
14:49			0.46	-165	63.1	2.10	6.89	20.0	
14:52			0.46	-171	55.3	2.14	6.90	20.0	
14:55			0.51	-174	58.4	2.14	6.91	20.0	
14:58			0.54	-174	55.4	2.13	6.91	20.0	
15:01			0.51	-174	56.1	2.14	6.90	20.0	

SAMPLE OBSERVATIONS: Foul Odor

## SECTION 4 - SAMPLE IDENTIFICATION AND ANALYTICAL LABORATORY PARAMETERS

SAMPLE ID #	DATE / TIME	SAMPLING METHOD	ANALYTIC SCAN(S)
<u>None</u>	<u>7-12-06</u>	Bladder Pump	<u>None</u>

DAY ENVIRONMENTAL, INC.  
MONITORING WELL SAMPLING LOG

WELL ~~12~~ PW-3

SECTION 1 - SITE INFORMATION

SITE LOCATION: S Hunter Rd. Jamestown, NY JOB #: 35635-04  
PROJECT NAME: Anderson Cleaners DATE: 9-12-06  
SAMPLE COLLECTOR(S): M. Dickinson  
WEATHER CONDITIONS: 58°F Rain PID IN WELL (PPM): —

SECTION 2 - PURGE INFORMATION

DEPTH OF WELL [FT]: 14.50 (MEASURED FROM TOP OF CASING - T.O.C.)  
STATIC WATER LEVEL (SWL) [FT]: 1.27 (MEASURED FROM T.O.C.)  
THICKNESS OF WATER COLUMN [FT]: 13.23 (DEPTH OF WELL - SWL)  
CALCULATED VOL. OF H<sub>2</sub>O PER WELL CASING [GAL]: ~0.54 CASING DIA.: 1

CALCULATIONS:

CASING DIA. (FT)

WELL CONSTANT (GAL/FT)

CALCULATIONS

VOL. OF H<sub>2</sub>O IN CASING = DEPTH OF WATER COLUMN X WELL CONSTANT

¾" (0.0625)	0.023
1" (0.0833)	0.041
1¼" (0.1041)	0.063
2" (0.1667)	0.1632
3" (0.250)	0.380
4" (0.3333)	0.6528
4½" (0.375)	0.826
6" (0.5000)	1.4688
8" (0.666)	2.611

CALCULATED PURGE VOLUME [GAL]: ~1.63 (3 TIMES CASING VOLUME)

ACTUAL VOLUME PURGED [GAL]: 1.65

PURGE METHOD: 3' Disposable Bailor PURGE START: 16:20 END: 16:38

SECTION 3 - SAMPLE IDENTIFICATION AND TEST PARAMETERS

SAMPLE ID #	DATE / TIME	SAMPLING METHOD	ANALYTICAL SCAN(S)
PW-3	9-12-06/16:40	Bailor - Grab	Microbes VOCs 8260

SECTION 4 - WATER QUALITY DATA

SWL (FT)	TEMP (°C)	pH	CONDUCTIVITY (mS/cm)	TURBIDITY (NTU)	DO (mg/L)	ORP (mV)	VISUAL
1.27	21.1	6.41	2.01	174.0	2.21	-133	Yellow, chemical odor

## DAY ENVIRONMENTAL, INC.

## LOW-FLOW GROUNDWATER PURGING AND SAMPLING LOG

WELL MW-7.1

## SECTION 1 - SITE AND WELL INFORMATION

SITE LOCATION 5 Hunt Rd. Jamestown, NY JOB # 35635-04  
 PROJECT NAME: Anderson Cleaners DATE: 7-12-06  
 SAMPLE COLLECTOR(S): M. Dickinson WEATHER: 60°F cloudy, light rain

PID READING IN WELL HEADSPACE (PPM): ✓ MEASURING POINT: TOC  
 CASING TYPE: PVC WELL DIAMETER (INCHES): 1  
 SCREENED INTERVAL [FT]: \_\_\_\_\_ WATER LEVEL (SWL) [FT]: TOC  
 WELL DEPTH [FT]: ? DEPTH OF PUMP INTAKE [FT]: 8  
 (Do NOT Measure Well depth Prior To Purging And Sampling)  
 LNAPL: ✓ DNAPL: ✓ OTHER OBSERVATIONS: Air hose was in well

## SECTION 2 - SAMPLING EQUIPMENT

CONTROL BOX: QED MP-1D TUBING TYPE: 1/4" Water, 1/8" Air  
 WATER QUALITY METER: Horiba U-22 WATER LEVEL METER: Herron Dipper-T SWL  
 PUMP TYPE: 3/4" Bladder PURGE GAS: Air  
 CONTROL BOX DISCHARGE RATE: 1 CONTROL BOX REFILL RATE: 5  
 STABILIZED PUMP RATE (ml/min): 185 STABILIZED DRAWDOWN WATER LEVEL [FT]: 0.30

## SECTION 3 - WATER QUALITY DATA MONITORING

Time	Pumpin Rate (ml/min)	Water Level (ft)	DO (mg/L)	ORP (mv)	Turbidity (NTU)	Conductivity (mS/cm)	pH	Temp. (C°)	Total Vol. Pumped (L) ml
15:33	185	0.50	3.28	112	43.9	1.73	5.95	17.3	250
15:36			1.13	90	51.2	1.72	6.10	17.2	
15:39			0.68	78	47.5	1.70	6.17	17.2	
15:42			0.47	70	47.6	1.70	6.22	17.2	
15:45			0.30	62	42.3	1.69	6.26	17.1	
15:48			0.28	60	42.0	1.69	6.26	17.1	
15:51			0.25	59	44.0	1.69	6.27	17.1	
15:54			0.21	58	45.8	1.69	6.28	17.1	
15:57			0.17	56	47.1	1.69	6.30	17.1	

SAMPLE OBSERVATIONS: ~

## SECTION 4 - SAMPLE IDENTIFICATION AND ANALYTICAL LABORATORY PARAMETERS

SAMPLE ID #	DATE / TIME	SAMPLING METHOD	ANALYTICAL SCAN(S)
MW-7.1 Microbes	7-12-06/	Bladder Pump	Microbes
MW-7.1 VOC	16:05		VOCs 8260



DAY ENVIRONMENTAL, INC.  
MONITORING WELL SAMPLING LOG

WELL ~~B-3~~ B-3 MW-03

SECTION 1 - SITE INFORMATION

SITE LOCATION: 5 Hunt Rd. Jamestown, NY JOB #: 35635-04  
PROJECT NAME: Anderson Cleaners DATE: 9-12-06  
SAMPLE COLLECTOR(S): M. Dickinson  
WEATHER CONDITIONS: 58°F Rain PID IN WELL (PPM):       

SECTION 2 - PURGE INFORMATION

DEPTH OF WELL [FT]:        (MEASURED FROM TOP OF CASING - T.O.C.)

STATIC WATER LEVEL (SWL) [FT]: +2.50 (MEASURED FROM T.O.C.)

THICKNESS OF WATER COLUMN [FT]:        (DEPTH OF WELL - SWL)

CALCULATED VOL. OF H<sub>2</sub>O PER WELL CASING [GAL]:        CASING DIA.:       

CALCULATIONS:

CASING DIA. (FT)

WELL CONSTANT (GAL/FT)

CALCULATIONS

VOL. OF H<sub>2</sub>O IN CASING = DEPTH OF WATER COLUMN X WELL CONSTANT

3/4" (0.0625)	0.023
1" (0.0833)	0.041
1 1/4" (0.1041)	0.063
2" (0.1667)	0.1632
3" (0.250)	0.380
4" (0.3333)	0.6528
4 1/2" (0.375)	0.826
6" (0.5000)	1.4688
8" (0.666)	2.611

↳ Antisan

CALCULATED PURGE VOLUME [GAL]:        (3 TIMES CASING VOLUME)

ACTUAL VOLUME PURGED [GAL]:       

PURGE METHOD: 3' Disposable Bailor PURGE START:        END:       

SECTION 3 - SAMPLE IDENTIFICATION AND TEST PARAMETERS

SAMPLE ID #	DATE / TIME	SAMPLING METHOD	ANALYTICAL SCAN(S)
<u>B-3</u>	<u>9-12-06/17:20</u>	<u>Bailor - Grab</u>	<u>Microbes VOCs 8060</u>

SECTION 4 - WATER QUALITY DATA

SWL (FT)	TEMP (°C)	pH	CONDUCTIVITY (mS/cm)	TURBIDITY (NTU)	DO (mg/L)	ORP (mV)	VISUAL
<u>+2.50</u>	<u>17.6</u>	<u>5.66</u>	<u>1.84</u>	<u>52.2</u>	<u>8.26</u>	<u>138</u>	<u>clear</u>



**DAY ENVIRONMENTAL, INC.  
MONITORING WELL SAMPLING LOG**

WELL ~~NO. 210~~ **MW-07**

**SECTION 1 - SITE INFORMATION**

SITE LOCATION: 5 Hunt Rd. Jamestown, NY JOB #: 35635-04  
PROJECT NAME: Anderson Cleaners DATE: 9-12-06  
SAMPLE COLLECTOR(S): M. Dickinson  
WEATHER CONDITIONS: 58°F Rain PID IN WELL (PPM): \_\_\_\_\_

**SECTION 2 - PURGE INFORMATION**

DEPTH OF WELL [FT]: 10.75 (MEASURED FROM TOP OF CASING - T.O.C.)  
STATIC WATER LEVEL (SWL) [FT]: 1.76 (MEASURED FROM T.O.C.) *Height of Pipe 340*  
THICKNESS OF WATER COLUMN [FT]: 8.99 (DEPTH OF WELL - SWL) *from ground surface*  
CALCULATED VOL. OF H<sub>2</sub>O PER WELL CASING [GAL]: ~0.37 CASING DIA.: 1

**CALCULATIONS:**

**CASING DIA. (FT)**

**WELL CONSTANT (GAL/FT)**

**CALCULATIONS**

¾" (0.0625)	0.023
1" (0.0833)	0.041
1¼" (0.1041)	0.063
2" (0.1667)	0.1632
3" (0.250)	0.380
4" (0.3333)	0.6528
4½" (0.375)	0.826
6" (0.5000)	1.4688
8" (0.666)	2.611

VOL. OF H<sub>2</sub>O IN CASING = DEPTH OF WATER COLUMN X WELL CONSTANT

CALCULATED PURGE VOLUME [GAL]: ~1.1 (3 TIMES CASING VOLUME)

ACTUAL VOLUME PURGED [GAL]: ~1.0

PURGE METHOD: 3' Disposable Bailor PURGE START: 17:30 END: 17:45

**SECTION 3 - SAMPLE IDENTIFICATION AND TEST PARAMETERS**

SAMPLE ID #	DATE / TIME	SAMPLING METHOD	ANALYTICAL SCAN(S)
<u>B-10</u>	<u>9-12-06/17:48</u>	<u>Bailor - Grab</u>	<u>Microbes VOC's 8260</u>

**SECTION 4 - WATER QUALITY DATA**

SWL (FT)	TEMP (°C)	pH	CONDUCTIVITY (mS/cm)	TURBIDITY (NTU)	DO (mg/L)	ORP (mV)	VISUAL
<u>1.76</u>	<u>19.1</u>	<u>5.90</u>	<u>1.85</u>	<u>665.0</u>	<u>5.45</u>	<u>130</u>	<u>cloudy, slightly yellow color, slight chemical odor</u>

Table 1. Mean (SD) age, height, weight, and body mass index (BMI) of the 100 children in the study

Measure	Mean (SD)
Age (years)	10.2 (0.5)
Height (cm)	145.2 (10.1)
Weight (kg)	38.5 (10.2)
BMI (kg m <sup>-2</sup> )	18.6 (3.2)

Table 2. Mean (SD) age, height, weight, and body mass index (BMI) of the 100 children in the study, stratified by gender

Measure	Male (n = 50)	Female (n = 50)
Age (years)	10.2 (0.5)	10.2 (0.5)
Height (cm)	145.2 (10.1)	145.2 (10.1)
Weight (kg)	38.5 (10.2)	38.5 (10.2)
BMI (kg m <sup>-2</sup> )	18.6 (3.2)	18.6 (3.2)

Table 3. Mean (SD) age, height, weight, and body mass index (BMI) of the 100 children in the study, stratified by BMI

Measure	Underweight (n = 10)	Normal weight (n = 40)	Overweight (n = 30)	Obese (n = 20)
Age (years)	10.2 (0.5)	10.2 (0.5)	10.2 (0.5)	10.2 (0.5)
Height (cm)	145.2 (10.1)	145.2 (10.1)	145.2 (10.1)	145.2 (10.1)
Weight (kg)	38.5 (10.2)	38.5 (10.2)	38.5 (10.2)	38.5 (10.2)
BMI (kg m <sup>-2</sup> )	18.6 (3.2)	18.6 (3.2)	18.6 (3.2)	18.6 (3.2)

Table 4. Mean (SD) age, height, weight, and body mass index (BMI) of the 100 children in the study, stratified by BMI and gender

Measure	Underweight (n = 10)	Normal weight (n = 40)	Overweight (n = 30)	Obese (n = 20)
Age (years)	10.2 (0.5)	10.2 (0.5)	10.2 (0.5)	10.2 (0.5)
Height (cm)	145.2 (10.1)	145.2 (10.1)	145.2 (10.1)	145.2 (10.1)
Weight (kg)	38.5 (10.2)	38.5 (10.2)	38.5 (10.2)	38.5 (10.2)
BMI (kg m <sup>-2</sup> )	18.6 (3.2)	18.6 (3.2)	18.6 (3.2)	18.6 (3.2)



**WELL MW-03 (B-3)**

**DAY ENVIRONMENTAL, INC.**  
**LOW-FLOW GROUNDWATER PURGING AND SAMPLING LOG**  
**WELL MW-04 (B-4)**

SECTION 1 - SITE AND WELL INFORMATION			
SITE LOCATION	5 Hunt Road, Jamestown, NY	JOB #	3563S-04
PROJECT NAME:	Anderson Cleaners	DATE:	1/4/07
SAMPLE COLLECTOR(S):	M. Dickinson	WEATHER:	50° F, Sunny
PID READING IN WELL HEADSPACE (PPM):		NC	
MEASURING POINT:		TOC 44" AGS	
CASING TYPE:	PVC	WELL DIAMETER (INCHES):	2
SCREENED INTERVAL [FT]:		WATER LEVEL (SWL) [FT]:	1.11
WELL DEPTH [FT]:		DEPTH OF PUMP INTAKE [FT]:	13
(Do NOT Measure Well depth Prior To Purging And Sampling)			
LNAPL:	None	DNAPL:	None
OTHER OBSERVATIONS:		None	

SECTION 2 - SAMPLING EQUIPMENT			
CONTROL BOX:	OED Well Wizard	TUBING TYPE:	1/4" Water, 1/8" Air
WATER QUALITY METER:	Horiba U-22	WATER LEVEL METER:	Solinst 101-30 Mini
PUMP TYPE:	3/4" Bladder	PURGE GAS:	Air
CONTROL BOX DISCHARGE RATE:	1	CONTROL BOX REFILL RATE:	10
STABILIZED PUMP RATE (ml/min):	150	STABILIZED DRAWDOWN WATER LEVEL [FT]:	1.84

SECTION 3 - WATER QUALITY DATA MONITORING									
Time	Pumping Rate (ml/min)	Water Level (ft)	DO (mg/L)	ORP (mv)	Turbidity (NTU)	Conductivity (mS/cm)	pH	Temp. (C°)	Total Vol. Pumped (ml)
16:00	150	1.84	1.44	144	344.0	1.81	6.89	12.4	800
16:03	150	1.84	0.31	113	221.0	1.82	6.90	12.5	1250
16:06	150	1.84	0.00	108	186.0	1.82	6.90	12.5	1700
16:09	150	1.84	0.00	96	112.0	1.82	6.89	12.5	2150
16:12	150	1.84	0.00	81	94.0	1.82	6.90	12.5	2600
16:15	150	1.84	0.00	76	83.1	1.82	6.90	12.5	3050
16:18	150	1.84	0.00	73	68.2	1.82	6.90	12.5	3500
SAMPLE OBSERVATIONS: ~									

SECTION 4 - SAMPLE IDENTIFICATION AND ANALYTICAL LABORATORY PARAMETERS			
SAMPLE ID #	DATE / TIME	SAMPLING METHOD	ANALYTICAL SCAN(S)
MW-04	1-4-07 / 16:20	Bladder Pump	Halogenated VOCs 8260

**DAY ENVIRONMENTAL, INC.**  
**LOW-FLOW GROUNDWATER PURGING AND SAMPLING LOG**  
**WELL MW-06 (B-6)**

SECTION 1 - SITE AND WELL INFORMATION			
SITE LOCATION	<u>5 Hunt Road, Jamestown, NY</u>	JOB #	<u>3563S-04</u>
PROJECT NAME:	<u>Anderson Cleaners</u>	DATE:	<u>1/4/07</u>
SAMPLE COLLECTOR(S):	<u>M. Dickinson</u>	WEATHER:	<u>50° F, Sunny</u>
PID READING IN WELL HEADSPACE (PPM):	<u>NC</u>	MEASURING POINT:	<u>TOC 45" AGS</u>
CASING TYPE:	<u>PVC</u>	WELL DIAMETER (INCHES):	<u>2</u>
SCREENED INTERVAL [FT]:		WATER LEVEL (SWL) [FT]:	<u>7.00</u>
WELL DEPTH [FT]:	<u>26.65</u>	DEPTH OF PUMP INTAKE [FT]:	<u>15.0</u>
(Do NOT Measure Well depth Prior To Purging And Sampling)			
LNAPL:	<u>None</u>	DNAPL:	<u>None</u>
OTHER OBSERVATIONS:		<u>None</u>	

SECTION 2 - SAMPLING EQUIPMENT			
CONTROL BOX:	<u>OED Well Wizard</u>	TUBING TYPE:	<u>1/4" Water, 1/8" Air</u>
WATER QUALITY METER:	<u>Horiba U-22</u>	WATER LEVEL METER:	<u>Solinst 101-30 Mini</u>
PUMP TYPE:	<u>3/4" Bladder</u>	PURGE GAS:	<u>Air</u>
CONTROL BOX DISCHARGE RATE:	<u>1</u>	CONTROL BOX REFILL RATE:	<u>5</u>
STABILIZED PUMP RATE (ml/min):	<u>450</u>	STABILIZED DRAWDOWN WATER LEVEL [FT]:	<u>7.01</u>

SECTION 3 - WATER QUALITY DATA MONITORING									
Time	Pumping Rate (ml/min)	Water Level (ft)	DO (mg/L)	ORP (mv)	Turbidity (NTU)	Conductivity (mS/cm)	pH	Temp. (C°)	Total Vol. Pumped (ml)
12:24	450	7.01	4.24	142	25.0	1.35	6.94	11.7	900
12:27	450	7.01	0.00	130	30.1	1.35	6.87	11.5	2250
12:30	450	7.01	0.00	123	23.3	1.34	6.88	11.6	3600
12:33	450	7.01	0.00	120	12.5	1.34	6.87	11.7	4950
12:36	450	7.01	0.00	119	7.1	1.33	6.87	11.8	6300
12:39	450	7.01	0.00	117	9.2	1.33	6.88	11.8	7650
12:42	450	7.01	0.00	115	7.4	1.33	6.88	11.8	9000
SAMPLE OBSERVATIONS: Clear									

SECTION 4 - SAMPLE IDENTIFICATION AND ANALYTICAL LABORATORY PARAMETERS			
SAMPLE ID #	DATE / TIME	SAMPLING METHOD	ANALYTICAL SCAN(S)
MW-06	1-4-07 / 12:45	Bladder Pump	Halogenated VOCs 8260

**DAY ENVIRONMENTAL, INC.**  
**LOW-FLOW GROUNDWATER PURGING AND SAMPLING LOG**  
**WELL MW-07 (B-10)**

SECTION 1 - SITE AND WELL INFORMATION			
SITE LOCATION	5 Hunt Road, Jamestown, NY	JOB #	3563S-04
PROJECT NAME:	Anderson Cleaners	DATE:	1/4/07
SAMPLE COLLECTOR(S):	M. Dickinson	WEATHER:	50° F, Sunny
PID READING IN WELL HEADSPACE (PPM):		NC	
MEASURING POINT:		TOC 43.5" AGS	
CASING TYPE:	PVC	WELL DIAMETER (INCHES):	1
SCREENED INTERVAL [FT]:		WATER LEVEL (SWL) [FT]:	3.56
WELL DEPTH [FT]:		DEPTH OF PUMP INTAKE [FT]:	12
(Do NOT Measure Well depth Prior To Purging And Sampling)			
LNAPL:	None	DNAPL:	None
OTHER OBSERVATIONS:		None	

SECTION 2 - SAMPLING EQUIPMENT			
CONTROL BOX:	OED Well Wizard	TUBING TYPE:	1/4" Water, 1/8" Air
WATER QUALITY METER:	Horiba U-22	WATER LEVEL METER:	Solinst 101-30 Mini
PUMP TYPE:	3/4" Bladder	PURGE GAS:	Air
CONTROL BOX DISCHARGE RATE:	1	CONTROL BOX REFILL RATE:	20
STABILIZED PUMP RATE (ml/min):	65	STABILIZED DRAWDOWN WATER LEVEL [FT]:	3.94

SECTION 3 - WATER QUALITY DATA MONITORING									
Time	Pumping Rate (ml/min)	Water Level (ft)	DO (mg/L)	ORP (mv)	Turbidity (NTU)	Conductivity (mS/cm)	pH	Temp. (C°)	Total Vol. Pumped (ml)
15:27	65	3.94	0.11	144	386.0	2.00	6.94	11.5	630
15:30	65	3.94	0.00	134	301.0	2.00	6.94	11.5	825
15:33	65	3.94	0.00	133	240.0	2.00	6.94	11.5	1020
15:36	65	3.94	0.00	131	189.0	2.00	6.94	11.5	1215
15:39	65	3.94	0.00	126	143.0	2.00	6.94	11.5	1410
15:42	65	3.94	0.00	121	122.0	2.00	6.94	11.5	1605
15:45	65	3.94	0.00	115	111.0	2.00	6.94	11.5	1800
SAMPLE OBSERVATIONS: Slightly cloudy									

SECTION 4 - SAMPLE IDENTIFICATION AND ANALYTICAL LABORATORY PARAMETERS			
SAMPLE ID #	DATE / TIME	SAMPLING METHOD	ANALYTICAL SCAN(S)
MW-07	1-4-07 / 15:48	Bladder Pump	Halogenated VOCs 8260

**DAY ENVIRONMENTAL, INC.**  
**LOW-FLOW GROUNDWATER PURGING AND SAMPLING LOG**  
**WELL MW-201 (TB-202)**

SECTION 1 - SITE AND WELL INFORMATION			
SITE LOCATION	5 Hunt Road, Jamestown, NY	JOB #	3563S-04
PROJECT NAME:	Anderson Cleaners	DATE:	1/4/07
SAMPLE COLLECTOR(S):	M. Dickinson	WEATHER:	50° F, Sunny
PID READING IN WELL HEADSPACE (PPM):	NC	MEASURING POINT:	TOC
CASING TYPE:	PVC	WELL DIAMETER (INCHES):	1
SCREENED INTERVAL [FT]:		WATER LEVEL (SWL) [FT]:	2.32
WELL DEPTH [FT]:		DEPTH OF PUMP INTAKE [FT]:	12
(Do NOT Measure Well depth Prior To Purging And Sampling)			
LNAPL:	None	DNAPL:	None
		OTHER OBSERVATIONS:	None

SECTION 2 - SAMPLING EQUIPMENT			
CONTROL BOX:	OED Well Wizard	TUBING TYPE:	1/4" Water, 1/8" Air
WATER QUALITY METER:	Horiba U-22	WATER LEVEL METER:	Solinst 101-30 Mini
PUMP TYPE:	3/4" Bladder	PURGE GAS:	Air
CONTROL BOX DISCHARGE RATE:	1	CONTROL BOX REFILL RATE:	30
STABILIZED PUMP RATE (ml/min):	50	STABILIZED DRAWDOWN WATER LEVEL [FT]:	2.97

SECTION 3 - WATER QUALITY DATA MONITORING									
Time	Pumping Rate (ml/min)	Water Level (ft)	DO (mg/L)	ORP (mv)	Turbidity (NTU)	Conductivity (mS/cm)	pH	Temp. (C°)	Total Vol. Pumped (ml)
13:25	50	2.97	1.65	167	-5.0 B	1.39	7.12	9.5	600
13:28	50	2.97	1.10	157	-5.0 B	1.39	7.11	9.5	750
13:31	50	2.97	0.75	132	-5.0 B	1.41	7.09	9.4	900
13:34	50	2.97	0.71	129	-5.0 B	1.41	7.09	9.4	1050
13:37	50	2.97	0.57	119	-5.0 B	1.41	7.09	9.4	1200
13:40	50	2.97	0.38	103	-5.0 B	1.42	7.08	9.4	1350
13:43	50	2.97	0.20	81	-5.0 B	1.43	7.08	9.4	1500
13:46	50	2.97	0.13	69	-5.0 B	1.43	7.08	9.4	1650
SAMPLE OBSERVATIONS: Cloudy									

SECTION 4 - SAMPLE IDENTIFICATION AND ANALYTICAL LABORATORY PARAMETERS			
SAMPLE ID #	DATE / TIME	SAMPLING METHOD	ANALYTICAL SCAN(S)
MW-201	1-4-07 / 13:48	Bladder Pump	Halogenated VOCs 8260

B = Blinking

**DAY ENVIRONMENTAL, INC.**  
**LOW-FLOW GROUNDWATER PURGING AND SAMPLING LOG**  
**WELL MW-206 (TB-208)**

SECTION 1 - SITE AND WELL INFORMATION			
SITE LOCATION	<u>5 Hunt Road, Jamestown, NY</u>	JOB #	<u>3563S-04</u>
PROJECT NAME:	<u>Anderson Cleaners</u>	DATE:	<u>1/4/07</u>
SAMPLE COLLECTOR(S):	<u>M. Dickinson</u>	WEATHER:	<u>50° F. Sunny</u>
PID READING IN WELL HEADSPACE (PPM): <u>NC</u> MEASURING POINT: <u>TOC</u>			
CASING TYPE:	<u>PVC</u>	WELL DIAMETER (INCHES):	<u>4</u>
SCREENED INTERVAL [FT]:		WATER LEVEL (SWL) [FT]:	<u>1.31</u>
WELL DEPTH [FT]:		DEPTH OF PUMP INTAKE [FT]:	<u>10</u>
(Do NOT Measure Well depth Prior To Purging And Sampling)			
LNAPL:	<u>None</u>	DNAPL:	<u>None</u>
		OTHER OBSERVATIONS:	<u>None</u>

SECTION 2 - SAMPLING EQUIPMENT			
CONTROL BOX:	<u>OED Well Wizard</u>	TUBING TYPE:	<u>1/4" Water, 1/8" Air</u>
WATER QUALITY METER:	<u>Horiba U-22</u>	WATER LEVEL METER:	<u>Solinst 101-30 Mini</u>
PUMP TYPE:	<u>3/4" Bladder</u>	PURGE GAS:	<u>Air</u>
CONTROL BOX DISCHARGE RATE:	<u>1</u>	CONTROL BOX REFILL RATE:	<u>5</u>
STABILIZED PUMP RATE (ml/min):	<u>200</u>	STABILIZED DRAWDOWN WATER LEVEL [FT]:	<u>1.33</u>

SECTION 3 - WATER QUALITY DATA MONITORING									
Time	Pumping Rate (ml/min)	Water Level (ft)	DO (mg/L)	ORP (mv)	Turbidity (NTU)	Conductivity (mS/cm)	pH	Temp. (C°)	Total Vol. Pumped (ml)
14:20	200	1.33	0.68	133	716.0	1.68	6.93	12.2	800
14:23	200	1.33	0.00	119	407.0	1.67	6.93	12.3	1400
14:26	200	1.33	0.00	112	282.0	1.68	6.92	12.3	2000
14:29	200	1.33	0.00	106	190.0	1.68	6.93	12.3	2600
14:32	200	1.33	0.00	102	166.0	1.68	6.92	12.3	3200
14:35	200	1.33	0.00	98	151.0	1.68	6.93	12.3	3800
14:38	200	1.33	0.00	93	141.0	1.68	6.93	12.3	4400
SAMPLE OBSERVATIONS: Slightly cloudy									

SECTION 4 - SAMPLE IDENTIFICATION AND ANALYTICAL LABORATORY PARAMETERS			
SAMPLE ID #	DATE / TIME	SAMPLING METHOD	ANALYTICAL SCAN(S)
No sample collected			

**DAY ENVIRONMENTAL, INC.**  
**LOW-FLOW GROUNDWATER PURGING AND SAMPLING LOG**  
**WELL MW-208 (TB-210)**

SECTION 1 - SITE AND WELL INFORMATION			
SITE LOCATION <u>5 Hunt Road, Jamestown, NY</u>	JOB # <u>3563S-04</u>		
PROJECT NAME: <u>Anderson Cleaners</u>	DATE: <u>1/4/07</u>		
SAMPLE COLLECTOR(S): <u>M. Dickinson</u>	WEATHER: <u>50° F, Sunny</u>		
PID READING IN WELL HEADSPACE (PPM): <u>NC</u>		MEASURING POINT: <u>TOC 37" AGS</u>	
CASING TYPE: <u>PVC</u>	WELL DIAMETER (INCHES): <u>4</u>		
SCREENED INTERVAL [FT]: _____	WATER LEVEL (SWL) [FT]: <u>4.86</u>		
WELL DEPTH [FT]: <u>17.24</u>	DEPTH OF PUMP INTAKE [FT]: <u>13.0</u>		
(Do NOT Measure Well depth Prior To Purging And Sampling)			
LNAPL: <u>None</u>	DNAPL: <u>None</u>	OTHER OBSERVATIONS: <u>None</u>	

SECTION 2 - SAMPLING EQUIPMENT			
CONTROL BOX: <u>OED Well Wizard</u>	TUBING TYPE: <u>1/4" Water, 1/8" Air</u>		
WATER QUALITY METER: <u>Horiba U-22</u>	WATER LEVEL METER: <u>Solinst 101-30 Mini</u>		
PUMP TYPE: <u>3/4" Bladder</u>	PURGE GAS: <u>Air</u>		
CONTROL BOX DISCHARGE RATE: <u>1</u>	CONTROL BOX REFILL RATE: <u>7</u>		
STABILIZED PUMP RATE (ml/min): <u>150</u>	STABILIZED DRAWDOWN WATER LEVEL [FT]: <u>5.10</u>		

SECTION 3 - WATER QUALITY DATA MONITORING									
Time	Pumping Rate (ml/min)	Water Level (ft)	DO (mg/L)	ORP (mv)	Turbidity (NTU)	Conductivity (mS/cm)	pH	Temp. (C°)	Total Vol. Pumped (ml)
11:46	150	5.10	0.99	49	19.1	1.36	6.94	10.1	650
11:49	150	5.10	0.04	4	28.3	1.34	6.99	9.9	1100
11:52	150	5.10	0.00	-12	33.0	1.33	7.01	9.8	1550
11:55	150	5.10	0.00	-27	25.9	1.33	7.01	9.8	2000
11:58	150	5.10	0.00	-33	19.3	1.33	7.02	9.9	2400
12:01	150	5.10	0.00	-40	19.9	1.33	7.01	9.9	2900
12:04	150	5.10	0.00	-44	21.7	1.33	7.02	9.9	3350
12:07	150	5.10	0.00	-47	19.3	1.33	7.02	9.9	3800
SAMPLE OBSERVATIONS: <u>Clear</u>									

SECTION 4 - SAMPLE IDENTIFICATION AND ANALYTICAL LABORATORY PARAMETERS			
SAMPLE ID #	DATE / TIME	SAMPLING METHOD	ANALYTICAL SCAN(S)
No sample collected			





WELL MW-04

SECTION 1 - SITE AND WELL INFORMATION			
SITE LOCATION	<u>5 Hunt Road, Jamestown, NY</u>	JOB #	<u>3563S-04</u>
PROJECT NAME:	<u>Anderson Cleaners</u>	DATE:	<u>2-13-07</u>
SAMPLE COLLECTOR(S):	<u>M. Dickinson</u>	WEATHER:	<u>20°F cloudy</u>
PID READING IN WELL HEADSPACE (PPM):	<u>NC</u>	MEASURING POINT:	<u>TOC</u>
CASING TYPE:	<u>PVC</u>	WELL DIAMETER (INCHES):	<u>2</u>
SCREENED INTERVAL [FT]:	<u>—</u>	WATER LEVEL (SWL) [FT]:	<u>3.26 AGS</u>
WELL DEPTH [FT]:	<u>20.24</u>	DEPTH OF PUMP INTAKE [FT]:	<u>16.0</u>
(Do <b>NOT</b> Measure Well depth Prior To Purging And Sampling)			
LNAPL:	<u>None</u>	DNAPL:	<u>None</u>
		OTHER OBSERVATIONS:	<u>None</u>

SECTION 2 - SAMPLING EQUIPMENT	
CONTROL BOX: <u>QED MP-10</u>	TUBING TYPE: <u>1/4" Water, 1/8" Air</u>
WATER QUALITY METER: <u>Horiba U-22</u>	WATER LEVEL METER: <u>Solinst Mini 101-30'</u>
PUMP TYPE: <u>3/4" Bladder</u>	PURGE GAS: <u>Air</u>
CONTROL BOX DISCHARGE RATE: <u>1</u>	CONTROL BOX REFILL RATE: <u>10</u>
STABILIZED PUMP RATE (ml/min): <u>225</u>	STABILIZED DRAWDOWN WATER LEVEL [FT]: <u>3.26</u>

SECTION 3 - WATER QUALITY DATA MONITORING									
Time	Pumping Rate (ml/min)	Water Level (ft)	DO (mg/L)	ORP (mv)	Turbidity (NTU)	Conductivity (mS/cm)	pH	Temp. (C°)	Total Vol. Pumped (ml)
13:58	285	3.26	1.26	120	21.1	2.11	6.92	7.8	1225
14:01			1.01	116	17.6	2.04	6.91	7.8	
14:04			0.92	114	14.4	1.96	6.91	7.7	
14:07			0.90	112	12.1	1.84	6.91	7.7	
14:10			0.87	108	10.0	1.77	6.91	7.7	
SAMPLE OBSERVATIONS: ~									

SECTION 4 – SAMPLE IDENTIFICATION AND ANALYTICAL LABORATORY PARAMETERS			
SAMPLE ID #	DATE / TIME	SAMPLING METHOD	ANALYTICAL SCAN(S)
MW-04	2-13-07/14:10	Bladder Pump	Halogenated VOCs 8260

## WELL MW-06

SITE LOCATION 5 Hunt Road, Jamestown, NY JOB # 3563S-04

PROJECT NAME: Anderson Cleaners DATE: 2-13-07

SAMPLE COLLECTOR(S): M. Dickinson WEATHER: 20°F cloudy

PID READING IN WELL HEADSPACE (PPM): NC MEASURING POINT: TOC (53" KGS)

CASING TYPE: PVC WELL DIAMETER (INCHES): 2

SCREENED INTERVAL [FT]: — WATER LEVEL (SWL) [FT]: 1.75 from TOC

WELL DEPTH [FT]: 23.11 DEPTH OF PUMP INTAKE [FT]: 10

(Do NOT Measure Well depth Prior To Purging And Sampling)

LNAPL: None DNAPL: None OTHER OBSERVATIONS: None

CONTROL BOX: QED MP-10 TUBING TYPE: 1/4" Water, 1/8" Air

WATER QUALITY METER: Horiba U-22 WATER LEVEL METER: Solinst Mini 101-30

PUMP TYPE: 3/4" Bladder PURGE GAS: Air

CONTROL BOX DISCHARGE RATE: 1 CONTROL BOX REFILL RATE: 5

STABILIZED PUMP RATE (ml/min): 325 STABILIZED DRAWDOWN WATER LEVEL [FT]: 1.25

[illegible]

SAMPLE ID #	DATE / TIME	SAMPLING METHOD	ANALYTICAL SCAN(S)
MW-06	2-13-07/11:15	Bladder Pump	Halogenated VOCs 8260

WELL MW-07

SECTION 4 – SAMPLE IDENTIFICATION AND ANALYTICAL LABORATORY PARAMETERS			
SAMPLE ID #	DATE / TIME	SAMPLING METHOD	ANALYTICAL SCAN(S)
NW-07	2-13-07 / 15:40	Bladder Pump	Halogenated VOCs 8260

DAY ENVIRONMENTAL, INC.

LOW-FLOW GROUNDWATER PURGING AND SAMPLING LOG

WELL MW-201

SECTION 1 - SITE AND WELL INFORMATION

SITE LOCATION 5 Hunt Road, Jamestown, NY JOB # 3563S-04

PROJECT NAME: Anderson Cleaners DATE: 2-13-07

SAMPLE COLLECTOR(S): M. Dickinson WEATHER: 20°F Cloudy

PID READING IN WELL HEADSPACE (PPM): NC MEASURING POINT: TOC

CASING TYPE: PVC WELL DIAMETER (INCHES): 1

SCREENED INTERVAL [FT]: — WATER LEVEL (SWL) [FT]: 3.60

WELL DEPTH [FT]: — DEPTH OF PUMP INTAKE [FT]: 8.0  
(Do NOT Measure Well depth Prior To Purging And Sampling)

LNAPL: None DNAPL: None OTHER OBSERVATIONS: None

SECTION 2 - SAMPLING EQUIPMENT

CONTROL BOX: OED MP-10 TUBING TYPE: 1/4" Water, 1/8" Air

WATER QUALITY METER: Horiba U-22 WATER LEVEL METER: Solinst Mini 101-30'

PUMP TYPE: 3/4" Bladder PURGE GAS: Air

CONTROL BOX DISCHARGE RATE: 1 CONTROL BOX REFILL RATE: 7

STABILIZED PUMP RATE (ml/min): 200 STABILIZED DRAWDOWN WATER LEVEL [FT]: 3.86

SECTION 3 - WATER QUALITY DATA MONITORING

Time	Pumping Rate (ml/min)	Water Level (ft)	DO (mg/L)	ORP (mv)	Turbidity (NTU)	Conductivity (mS/cm)	pH	Temp. (C°)	Total Vol. Pumped (ml)
12:31	200	3.86	3.00	127	44.2	1.31	6.84	10.1	1200
12:43			2.61	120	20.1	1.34	6.81	10.0	
12:45			1.61	118	16.4	1.33	6.81	10.0	
12:48			1.52	106	12.9	1.33	6.81	10.0	
12:51			1.4	103	11.0	1.33	6.81	10.0	

SAMPLE OBSERVATIONS: ~

SECTION 4 - SAMPLE IDENTIFICATION AND ANALYTICAL LABORATORY PARAMETERS

SAMPLE ID #	DATE / TIME	SAMPLING METHOD	ANALYTICAL SCAN(S)
MW-201	2-13-07/12:55	Bladder Pump	Halogenated VOCs 8260



WELL MW- 04

SECTION 1 - SITE AND WELL INFORMATION		
SITE LOCATION	<u>5 Hunt Road, Jamestown, NY</u>	JOB # <u>3563S-04</u>
PROJECT NAME:	<u>Anderson Cleaners</u>	DATE: <u>3-15-07</u>
SAMPLE COLLECTOR(S):	<u>M. Dickinson</u>	WEATHER: <u>31° F cloudy</u>
PID READING IN WELL HEADSPACE (PPM):	<u>N2</u>	MEASURING POINT: <u>TOC (45" AGS)</u>
CASING TYPE:	<u>PVC</u>	WELL DIAMETER (INCHES): <u>2</u>
SCREENED INTERVAL [FT]:	<u>—</u>	WATER LEVEL (SWL) [FT]: <u>0.33</u>
WELL DEPTH [FT]:	<u>20.24</u>	DEPTH OF PUMP INTAKE [FT]: <u>15.0</u>
(Do NOT Measure Well depth Prior To Purging And Sampling)		
LNAPL:	<u>—</u>	DNAPL: <u>—</u>
OTHER OBSERVATIONS:		<u>None</u>

SECTION 2 – SAMPLING EQUIPMENT	
CONTROL BOX: <u>OED MP-10</u>	TUBING TYPE: <u>1/4" Water, 1/8" Air</u>
WATER QUALITY METER: <u>Horiba U-22</u>	WATER LEVEL METER: <u>Herron SWL</u>
PUMP TYPE: <u>3/4" Bladder</u>	PURGE GAS: <u>Air</u>
CONTROL BOX DISCHARGE RATE: <u>1</u>	CONTROL BOX REFILL RATE: <u>10</u>
STABILIZED PUMP RATE (ml/min): <u>315</u>	STABILIZED DRAWDOWN WATER LEVEL [FT]: <u>0.36</u>

SECTION 3 - WATER QUALITY DATA MONITORING									
Time	Pumping Rate (ml/min)	Water Level (ft)	DO (mg/L)	ORP (mv)	Turbidity (NTU)	Conductivity (mS/cm)	pH	Temp. (C°)	Total Vol. Pumped (ml)
14:39	315	0.36	0.06	125	119.0	2.10	6.85	10.4	1315
14:42	↓	↓	0.00	118	80.7	2.12	6.82	10.5	2260
14:43			0.00	112	53.2	2.11	6.81	10.7	3205
14:48			0.00	109	44.5	2.11	6.81	10.8	4150
14:51			0.00	107	44.0	2.12	6.81	10.7	5095
14:54			0.00	106	38.6	2.12	6.81	10.7	6040
14:57	↓	↓	0.00	106	34.2	2.12	6.81	10.8	6985
<hr/>									

SAMPLE OBSERVATIONS: ~

SECTION 4 - SAMPLE IDENTIFICATION AND ANALYTICAL LABORATORY PARAMETERS			
SAMPLE ID #	DATE / TIME	SAMPLING METHOD	ANALYTICAL SCAN(S)
MW-04	3-15-07/15:08	Bladder Pump	italygenotred VOCs 82766

S:\Fieldforms\Fieldforms.2006\Low-Flow Sampling Log-revised 7-10-06.doc

## DAY ENVIRONMENTAL, INC.

## LOW-FLOW GROUNDWATER PURGING AND SAMPLING LOG

WELL MW- ~~2018~~ 06

## SECTION 1 - SITE AND WELL INFORMATION

SITE LOCATION 5 Hunt Road, Jamestown, NYJOB # 3563S-04PROJECT NAME: Anderson CleanersDATE: 3-15-07SAMPLE COLLECTOR(S): M. DickinsonWEATHER: 31°F cloudyPID READING IN WELL HEADSPACE (PPM): N2MEASURING POINT: TOC 4.25' AGS.CASING TYPE: PVCWELL DIAMETER (INCHES): 2SCREENED INTERVAL [FT]: -WATER LEVEL (SWL) [FT]: ~~0.55~~ 0.55WELL DEPTH [FT]: 23.11  
(Do NOT Measure Well depth Prior To Purging And Sampling)DEPTH OF PUMP INTAKE [FT]: 11LNAPL: -DNAPL: -OTHER OBSERVATIONS: None

## SECTION 2 - SAMPLING EQUIPMENT

CONTROL BOX: QED MP-10TUBING TYPE: 1/4" Water, 1/8" AirWATER QUALITY METER: Horiba U-22WATER LEVEL METER: Herron SWLPUMP TYPE: 3/4" BladderPURGE GAS: AirCONTROL BOX DISCHARGE RATE: 1CONTROL BOX REFILL RATE: 7STABILIZED PUMP RATE (ml/min): 375STABILIZED DRAWDOWN WATER LEVEL [FT]: 0.55

## SECTION 3 - WATER QUALITY DATA MONITORING

Time	Pumping Rate (ml/min)	Water Level (ft)	DO (mg/L)	ORP (mv)	Turbidity (NTU)	Conductivity (mS/cm)	pH	Temp. (C°)	Total Vol. Pumped (ml)
12:45	375	0.55	2.66	92	245.0	1.32	6.83	10.1	<del>375</del> 1375
12:48	↓	↓	0.00	94	155.0	1.32	6.72	9.7	2500
12:51	↓	↓	0.00	95	117.0	1.32	6.68	10.0	3625
12:54	↓	↓	0.00	98	89.6	1.32	6.62	9.7	4750
12:57	↓	↓	0.00	95	44.6	1.32	6.61	9.9	5875
13:00	↓	↓	0.00	94	40.4	1.31	6.60	10.0	7000
13:03	↓	↓	0.00	93	40.1	1.31	6.59	9.9	8125

SAMPLE OBSERVATIONS: ~

## SECTION 4 - SAMPLE IDENTIFICATION AND ANALYTICAL LABORATORY PARAMETERS

SAMPLE ID #	DATE / TIME	SAMPLING METHOD	ANALYTICAL SCAN(S)
MW-2018	3-15-07/13:03	Bladder Pump	Halogenated VOCs 8260

MKD 2048

13:03

Total Plate Count

WELL MW- 07

OTHER OBSERVATIONS: *None*

STABILIZED DRAWDOWN WATER LEVEL [FT]: 41.76


**SAMPLE OBSERVATIONS: ~**

Halogenated VOCs 8260

S:\Fieldforms\Fieldforms.2006\Low-Flow Sampling Log-revised 7-10-06.doc











WELL MW- 200

SECTION 4 - SAMPLE IDENTIFICATION AND ANALYTICAL LABORATORY PARAMETERS			
SAMPLE ID #	DATE / TIME	SAMPLING METHOD	ANALYTICAL SCAN(S)
<del>AW-301</del>	<del>11-8-07/14:05</del>	Bladder Pump	<del>Halogenated VOCs 820</del>

plate  $\leftarrow$  print







**SUMMARY OF GROUNDWATER SAMPLING MEASUREMENTS**  
**ANDERSON CLEANERS**  
**5 HUNT ROAD, JAMESTOWN, NEW YORK**  
**BCP SITE #C907027**

**SAMPLE EVENT DATE: 4-16-2010 (PDS INSTALLATION)**  
**5-5-2010 (PDS RETRIEVAL)**

Location	Well Diameter (inches)	Ground Surface Elevation (ft.)	Top of Casing Elevation (ft.)	Bottom of Well Depth (ft.)	PDS Sample Interval (ft.)	Measurement Date 5-5-10			
						Water Level/Elevation (ft.)	DO (mg/l)	ORP (mV)	pH (s.u.)
MW-04	2	97.57	101.31	23.88	21.6-23.1	1.69/99.62	0.5	-115	7.67
BR-02 FR	2	97.95	101.55	32.35	30.5-32.0	1.45/100.10	0.2	-42	7.53
BR-02 R	3 <sup>+</sup>	97.90	101.98	46.20	41.1-42.6	2.56/99.42	0.4	-48	7.44
BR-03 R	3 <sup>+</sup>	97.50	101.59	41.40	36.6-38.1	1.88/99.71	0.4	-58	7.42

Notes: Elevations measured in feet to a relative site datum.

All depth measurements are referenced from the top of the well casing.

PDS = Passive Diffusion Sampler

DO = Dissolved Oxygen measurement made within the monitoring well using a YSI model 550A Dissolved Oxygen Probe

ORP = Oxygen Reduction Potential measurement made using a Eutech Instruments ORPTestr 10 ORP/Redox Tester

pH = Measurement made using a Eutech Instruments pHTestr 30 pH Meter



**SUMMARY OF GROUNDWATER SAMPLING MEASUREMENTS**  
**ANDERSON CLEANERS**  
**5 HUNT ROAD, JAMESTOWN, NEW YORK**  
**BCP SITE #C907027**

**SAMPLE EVENT DATE: 12-23-2009 (PDS INSTALLATION)**  
**1-15-2009 (PDS RETRIEVAL)**

Location	Well Diameter (inches)	Ground Surface Elevation (ft.)	Top of Casing Elevation (ft.)	Bottom of Well Depth (ft.)	PDS Sample Interval (ft.)	Measurement Date 1-15-10			
						Water Level/Elevation (ft.)	DO (mg/l)	ORP (mV)	pH (s.u.)
MW-04	2	97.57	101.31	23.88	21.6-23.1	0.75/100.56	0.2	23	7.56
BR-02 FR	2	97.95	101.55	32.35	30.5-32.0	0.54/101.01	0.1	-24	8.44
BR-02 R	3 <sup>+</sup>	97.90	101.98	46.20	41.1-42.6	1.66/100.32	0.2	-34	8.72
BR-03 R	3 <sup>+</sup>	97.50	101.59	41.40	36.6-38.1	0.96/100.63	0.2	15	7.45

Notes: Elevations measured in feet to a relative site datum.

All depth measurements are referenced from the top of the well casing.

PDS = Passive Diffusion Sampler

DO = Dissolved Oxygen measurement made within the monitoring well using a YSI model 550A Dissolved Oxygen Probe

ORP = Oxygen Reduction Potential measurement made using a Eutech Instruments ORPTestr 10 ORP/Redox Tester

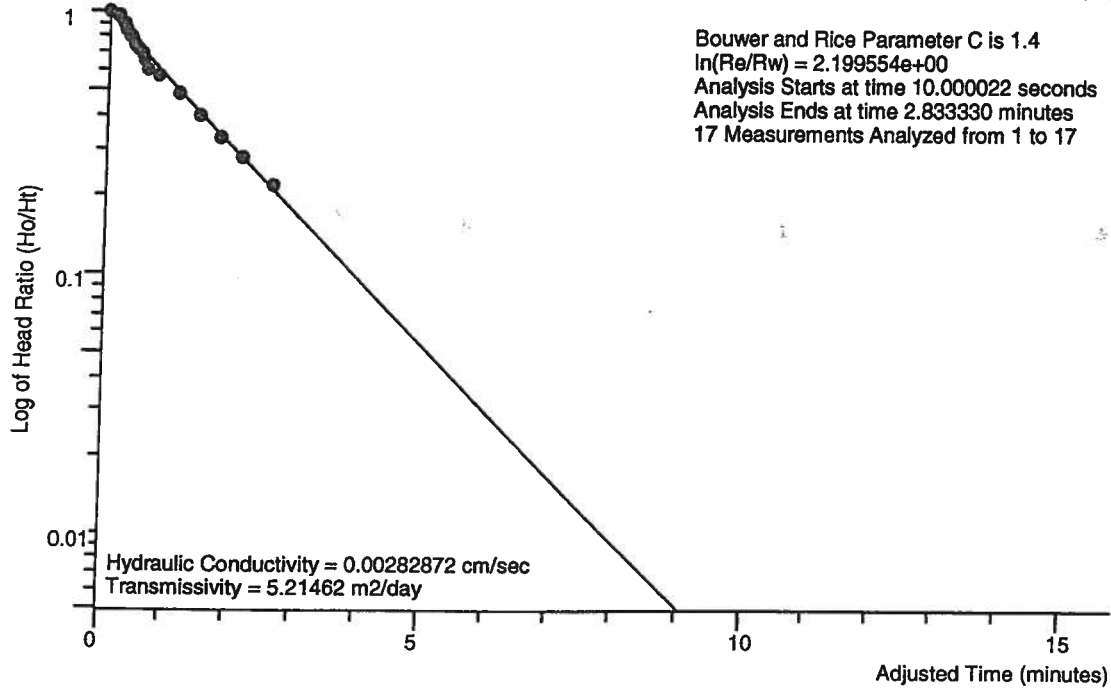
pH = Measurement made using a Eutech Instruments pHTestr 30 pH Meter

Data from file: C:\DOCUME~1\SIMON\DESKTOP\ANDERS~1\MW01UOUT.SLG  
 Title: Site Investigation/Remedial Alternatives  
 Site Name: Anderson Cleaners  
 Location: 5 Hunt Road, Jamestown, New York  
 Client: Michael Lyons  
 Project Number: 3563S-04  
 Test Date: 8/18/05  
 Well Number: MW-01  
 Casing Radius: 2.5 inches  
 Effective Well Radius: 3.99999 inches  
 Aquifer Thickness: 7.00001 feet  
 Water Table to Screen Bottom: 7.00001 feet  
 Screen Length: 5 feet  
 Static Water Level: 0.939998 decimal feet  
 K ratio is not entered  
 There are 21 time and drawdown measurements  
 Tests starts with trial 1  
 Time values will be adjusted by 0.000115741 days (10.000022 seconds)

Trial	Time (seconds)	Adjusted Time (seconds)	Drawdown (decimal feet)	Head (decimal feet)	Head Ratio
1	10	0	2.3	1.36	1
2	20	9.99994	2.25	1.31	0.963236
3	25	15	2.15	1.21	0.889707
4	28	18	2.09	1.15	0.84559
5	31	21	2.04	1.1	0.808826
6	33	22.9999	2.02	1.08	0.794118
7	37	27	1.95	1.01	0.742648
8	40	30	1.91	0.970001	0.713236
9	43	33	1.87	0.930002	0.683825
10	45	34.9999	1.83	0.890002	0.654413
11	50	40	1.76	0.82	0.602941
12	60	49.9999	1.72	0.78	0.57353
13	80	70	1.6	0.660002	0.485296
14	100	90.0002	1.49	0.550003	0.404414
15	120	110	1.39	0.450001	0.330883
16	140	130	1.32	0.380002	0.279413
17	170	160	1.24	0.300003	0.22059
18	230	220	1.17	0.230001	0.169118
19	350	340	1.15	0.210001	0.154412
20	650	640	1.14	0.200001	0.147059
21	950.003	940.003	1.14	0.200001	0.147059

Site Investigation/Remedial Alternatives 8/18/05  
Anderson Cleaners 5 Hunt Road, Jamestown, New York

Bouwer and Rice Graph of MW-01  
Ho is 1.36 decimal feet at t = 10 sec



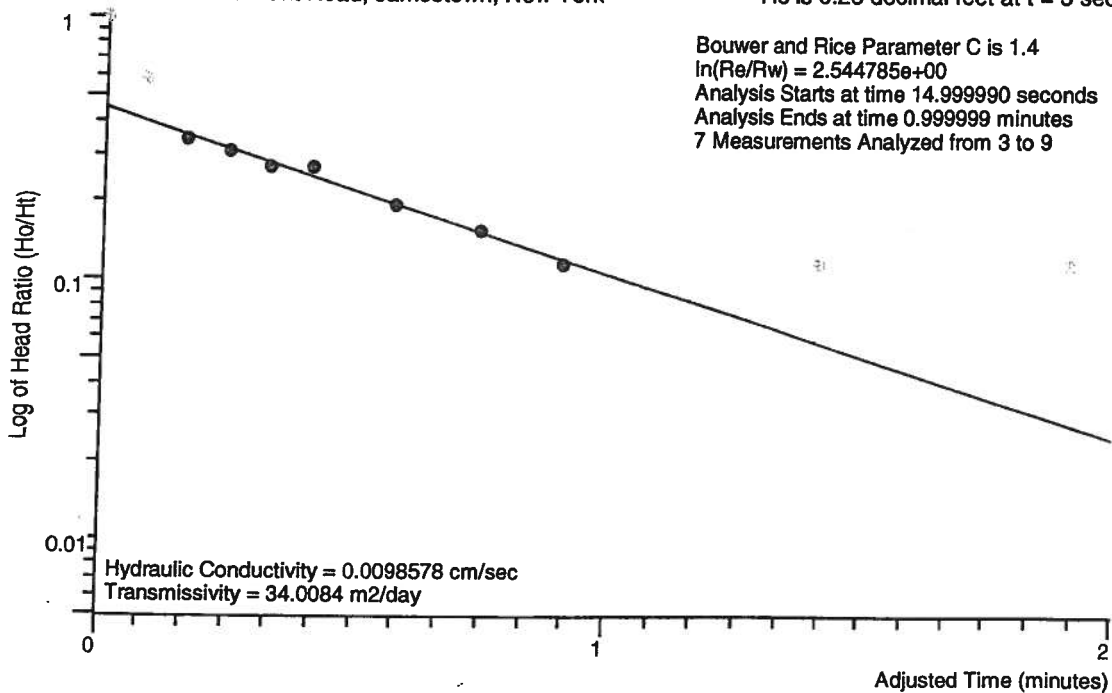
Project Number 3563S-04 for Michael Lyons

Data from file: C:\DOCUME~1\SIMON\DESKTOP\ANDERS~1\MW03UIN.SLG  
 Title: Site Investigation/Remedial Alternatives Report  
 Site Name: Anderson Cleaners  
 Location: 5 Hunt Road, Jamestown, New York  
 Client: Michael Lyons  
 Project Number: 3563S-04  
 Test Date: 8/18/05  
 Well Number: MW-03  
 Casing Radius: 2.5 inches  
 Effective Well Radius: 3.99999 inches  
 Aquifer Thickness: 13.1 feet  
 Water Table to Screen Bottom: 13.1 feet  
 Screen Length: 5 feet  
 Static Water Level: 2.7 decimal feet  
 K ratio is not entered  
 There are 11 time and drawdown measurements  
 Tests starts with trial 1  
 Time values will be adjusted by 5.78704e-05 days (5.000002 seconds)

Trial	Time (seconds)	Adjusted Time (seconds)	Drawdown (decimal feet)	Head (decimal feet)	Head Ratio
1	5	0	2.44	0.26	1
2	10	5.00002	2.55	0.150001	0.576929
3	15	9.99999	2.61	0.0899988	0.346149
4	20	15	2.62	0.0799989	0.307688
5	25	20	2.63	0.069999	0.269227
6	30	25	2.63	0.069999	0.269227
7	40	35	2.65	0.0499992	0.192305
8	50	45	2.66	0.0399994	0.153844
9	60	55	2.67	0.0299995	0.115383
10	90.0003	85.0003	2.67	0.0299995	0.115383
11	120	115	2.67	0.0299995	0.115383

Site Investigation/Remedial Alternatives Report 8/18/05  
Anderson Cleaners 5 Hunt Road, Jamestown, New York

Bouwer and Rice Graph of MW-03  
Ho is 0.26 decimal feet at  $t = 5$  sec



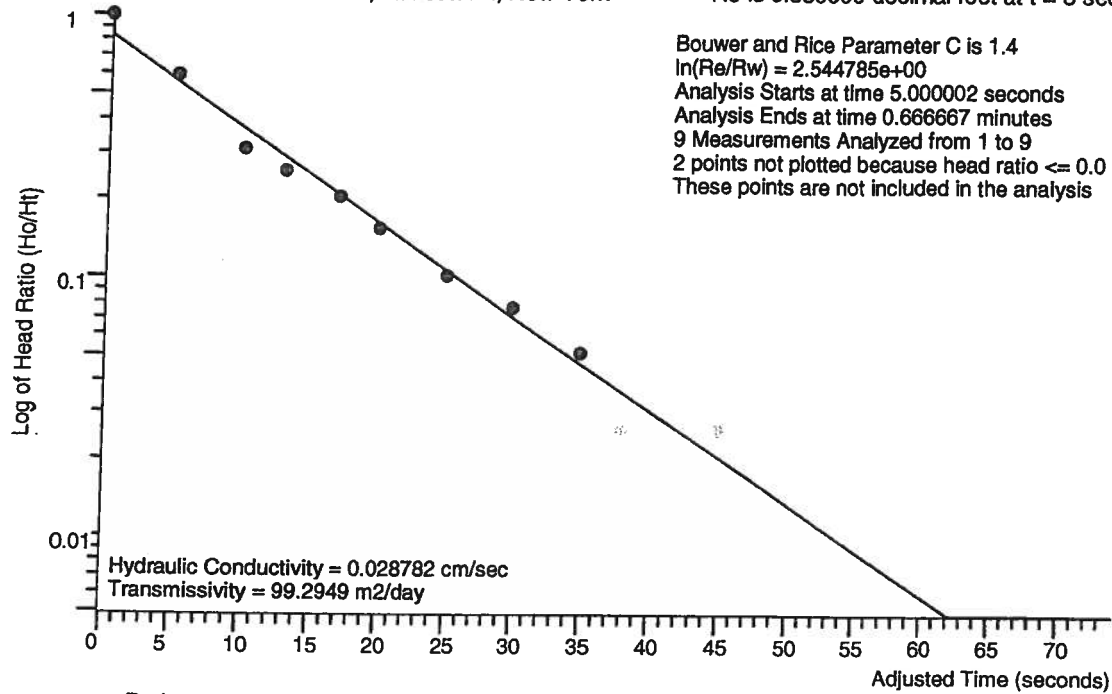
Project Number 3563S-04 for Michael Lyons

Data from file: C:\DOCUME~1\SIMON\DESKTOP\ANDERS~1\MW03UOUT.SLG  
 Title: Site Investigation/Remedial Alternatives Report  
 Site Name: Anderson Cleaners  
 Location: 5 Hunt Road, Jamestown, New York  
 Client: Michael Lyons  
 Project Number: 3563S-04  
 Test Date: 8/18/05  
 Well Number: MW-03  
 Casing Radius: 2.5 inches  
 Effective Well Radius: 3.99999 inches  
 Aquifer Thickness: 13.1 feet  
 Water Table to Screen Bottom: 13.1 feet  
 Screen Length: 5 feet  
 Static Water Level: 2.7 decimal feet  
 K ratio is not entered  
 There are 13 time and drawdown measurements  
 Tests starts with trial 1  
 Time values will be adjusted by 5.78704e-05 days (5.000002 seconds)

Trial	Time (seconds)	Adjusted Time (seconds)	Drawdown (decimal feet)	Head (decimal feet)	Head Ratio
1	5	0	3.09	0.389999	1
2	10	5.00002	2.93	0.230001	0.589747
3	15	9.99999	2.82	0.119999	0.30769
4	18	13	2.8	0.0999989	0.256408
5	22	17	2.78	0.0799991	0.205127
6	25	20	2.76	0.0599993	0.153845
7	30	25	2.74	0.0399996	0.102563
8	35	30	2.73	0.0299997	0.0769225
9	40	35	2.72	0.0199998	0.0512817
10	43	38	2.71	0.00999989	0.0256408
11	50	45	2.71	0.00999989	0.0256408
12	65	60	2.7	0	0
13	74	69	2.69	-0.00999989	-0.0256408

Site Investigation/Remedial Alternatives Report 8/18/05  
Anderson Cleaners 5 Hunt Road, Jamestown, New York

Bouwer and Rice Graph of MW-03  
Ho is 0.389999 decimal feet at t = 5 sec



Project Number 3563S-04 for Michael Lyons

Data from file: C:\DOCUME~1\SIMON\DESKTOP\ANDERS~1\MW05UIN.SLG  
 Title: Site Investigation/Remedial Alternatives Report  
 Site Name: Anderson Cleaners  
 Location: 5 Hunt Road, Jamestown, New York  
 Client: Michael Lyons  
 Project Number: 3563S-04  
 Test Date: 8/18/05  
 Well Number: MW-03  
 Casing Radius: 2.5 inches  
 Effective Well Radius: 3.99999 inches  
 Aquifer Thickness: 5 feet  
 Water Table to Screen Bottom: 3.99998 feet  
 Screen Length: 5 feet  
 Static Water Level: 3.28999 decimal feet  
 K ratio is not entered  
 There are 18 time and drawdown measurements  
 Tests starts with trial 1  
 Time values will be adjusted by 5.78704e-05 days (5.000002 seconds)

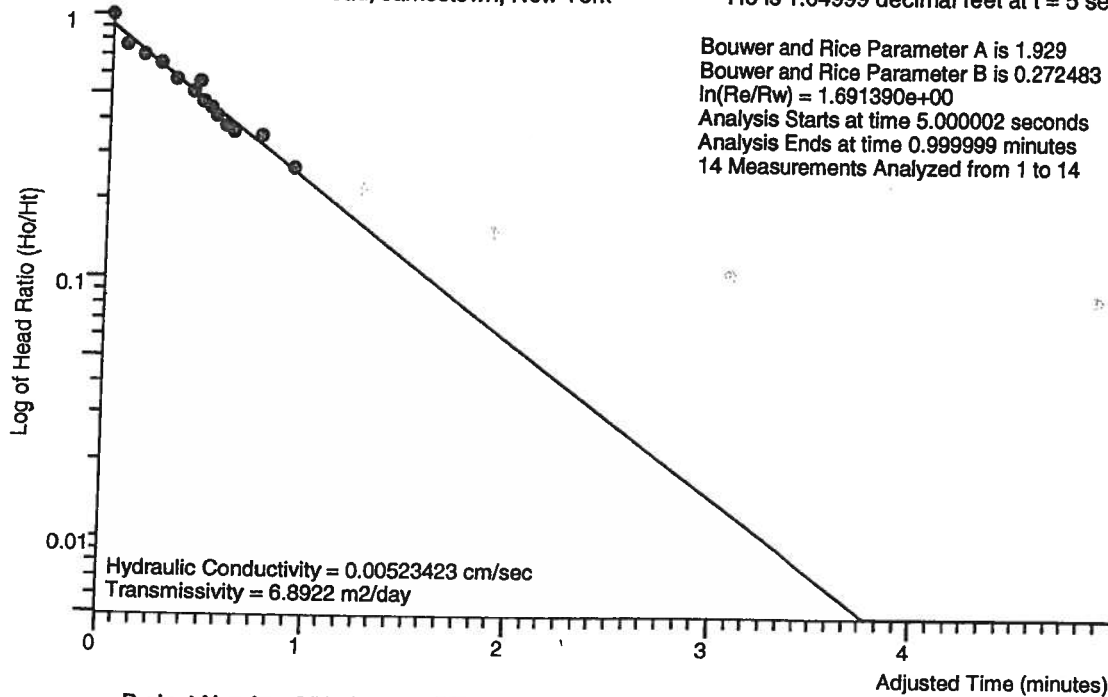
Trial	Time (seconds)	Adjusted Time (seconds)	Drawdown (decimal feet)	Head (decimal feet)	Head Ratio
1	5	0	2.24	1.04999	1
2	10	5.00002	2.49	0.799987	0.761902
3	15	9.99999	2.55	0.739988	0.704759
4	20	15	2.6	0.689985	0.657137
5	25	20	2.69	0.599986	0.571422
6	30	25	2.75	0.539987	0.514279
7	32	27	2.7	0.589986	0.561899
8	33	28	2.8	0.489987	0.46666
9	35	30	2.82	0.469988	0.447613
10	37	32	2.85	0.439985	0.419038
11	40	35	2.89	0.399985	0.380943
12	42	37	2.91	0.379986	0.361895
13	50	45	2.92	0.369986	0.352372
14	60	55	3.01	0.279987	0.266657
15	80	75	3.06	0.229987	0.219038
16	120	115	3.13	0.159985	0.152368
17	190	185	3.18	0.109985	0.104749
18	300	295	3.2	0.0899857	0.0857017



Site Investigation/Remedial Alternatives Report 8/18/05  
Anderson Cleaners 5 Hunt Road, Jamestown, New York

Bouwer and Rice Graph of MW-03  
 $H_0$  is 1.04999 decimal feet at  $t = 5$  sec

Bouwer and Rice Parameter A is 1.929  
Bouwer and Rice Parameter B is 0.272483  
 $\ln(R_e/R_w) = 1.691390e+00$   
Analysis Starts at time 5.000002 seconds  
Analysis Ends at time 0.999999 minutes  
14 Measurements Analyzed from 1 to 14



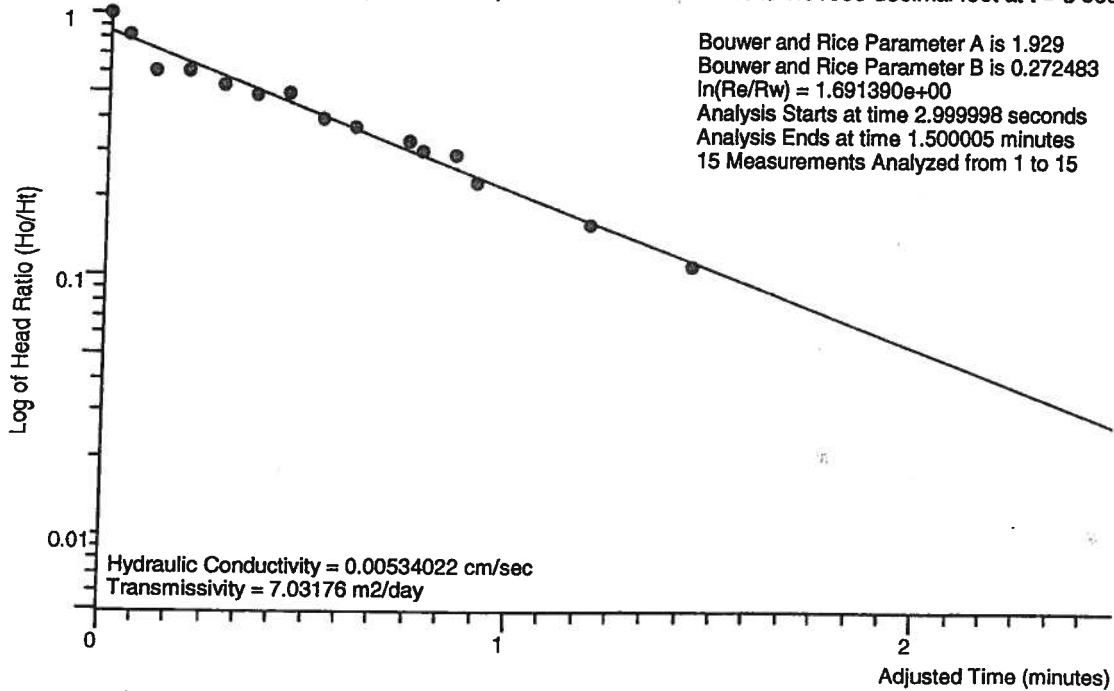
Project Number 3563S-04 for Michael Lyons

Data from file: C:\DOCUME~1\SIMON\DESKTOP\ANDERS~1\MW05UOUT.SLG  
 Title: Site Investigation/Remedial Alternatives Report  
 Site Name: Anderson Cleaners  
 Location: 5 Hunt Road, Jamestown, New York  
 Client: Michael Lyons  
 Project Number: 3563S-04  
 Test Date: 8/18/05  
 Well Number: MW-05  
 Casing Radius: 2.5 inches  
 Effective Well Radius: 3.99999 inches  
 Aquifer Thickness: 5 feet  
 Water Table to Screen Bottom: 3.99998 feet  
 Screen Length: 5 feet  
 Static Water Level: 3.28999 decimal feet  
 K ratio is not entered  
 There are 17 time and drawdown measurements  
 Tests starts with trial 1  
 Time values will be adjusted by 3.47222e-05 days (2.999998 seconds)

Trial	Time (seconds)	Adjusted Time (seconds)	Drawdown (decimal feet)	Head (decimal feet)	Head Ratio
1	3	0	4.30001	1.01003	1
2	6	3	4.12	0.83001	0.82177
3	10	7.00002	3.89999	0.609999	0.603943
4	15	12	3.89001	0.600026	0.594069
5	20	17	3.83001	0.54002	0.534659
6	25	22	3.78001	0.490021	0.485156
7	30	27	3.79001	0.500027	0.495063
8	35	32	3.69001	0.400028	0.396057
9	40	37	3.65999	0.370009	0.366335
10	48	45	3.62	0.330016	0.326739
11	50	47	3.59002	0.300029	0.297051
12	55	52	3.58001	0.290023	0.287144
13	58	55	3.52	0.230017	0.227733
14	75	72	3.44999	0.160005	0.158416
15	90.0003	87.0003	3.39999	0.110005	0.108913
16	110	107	3.31	0.0200131	0.0198144
17	150	147	3.29999	0.0100063	0.009907

Site Investigation/Remedial Alternatives Report 8/18/05  
Anderson Cleaners 5 Hunt Road, Jamestown, New York

Bouwer and Rice Graph of MW-05  
 $H_o$  is 1.01003 decimal feet at  $t = 3$  sec



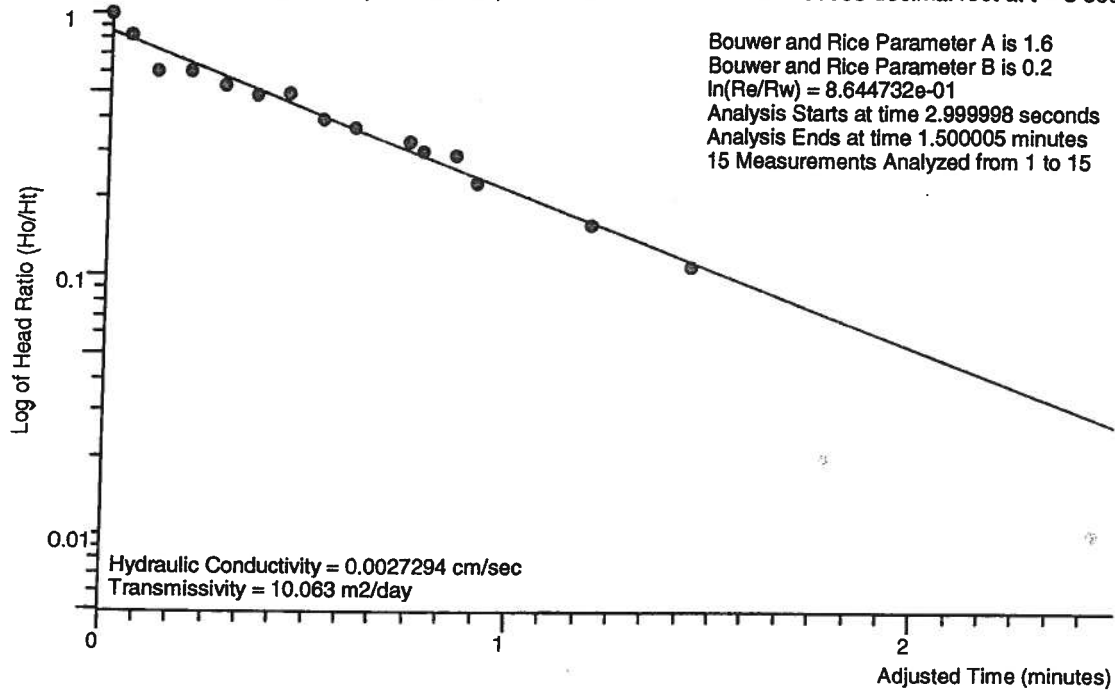
Data from file: C:\DOCUME~1\SIMON\DESKTOP\ANDERS~1\MW05COUT.SLG  
 Title: Site Investigation/Remedial Alternatives Report  
 Site Name: Anderson Cleaners  
 Location: 5 Hunt Road, Jamestown, New York  
 Client: Michael Lyons  
 Project Number: 3563S-04  
 Test Date: 8/18/05  
 Well Number: MW-05  
 Casing Radius: 2.5 inches  
 Effective Well Radius: 3.99999 inches  
 Aquifer Thickness: 14 feet  
 Water Table to Screen Bottom: 1 feet  
 Screen Length: 5 feet  
 Static Water Level: 3.28999 decimal feet  
 K ratio is not entered  
 There are 17 time and drawdown measurements  
 Tests starts with trial 1  
 Time values will be adjusted by 3.47222e-05 days (2.999998 seconds)

Trial	Time (seconds)	Adjusted Time (seconds)	Drawdown (decimal feet)	Head (decimal feet)	Head Ratio
1	3	0	4.30001	1.01003	1
2	6	3	4.12	0.83001	0.82177
3	10	7.00002	3.89999	0.609999	0.603943
4	15	12	3.89001	0.600026	0.594069
5	20	17	3.83001	0.54002	0.534659
6	25	22	3.78001	0.490021	0.485156
7	30	27	3.79001	0.500027	0.495063
8	35	32	3.69001	0.400028	0.396057
9	40	37	3.65999	0.370009	0.366335
10	48	45	3.62	0.330016	0.326739
11	50	47	3.59002	0.300029	0.297051
12	55	52	3.58001	0.290023	0.287144
13	58	55	3.52	0.230017	0.227733
14	75	72	3.44999	0.160005	0.158416
15	90.0003	87.0003	3.39999	0.110005	0.108913
16	110	107	3.31	0.0200131	0.0198144
17	150	147	3.29999	0.0100063	0.009907

Site Investigation/Remedial Alternatives Report 8/18/05  
Anderson Cleaners 5 Hunt Road, Jamestown, New York

Bouwer and Rice Graph of MW-05  
Ho is 1.01003 decimal feet at  $t = 3$  sec

Bouwer and Rice Parameter A is 1.6  
Bouwer and Rice Parameter B is 0.2  
 $\ln(R_e/R_w) = 8.644732e-01$   
Analysis Starts at time 2.999998 seconds  
Analysis Ends at time 1.500005 minutes  
15 Measurements Analyzed from 1 to 15



Project Number 3563S-04 for Michael Lyons

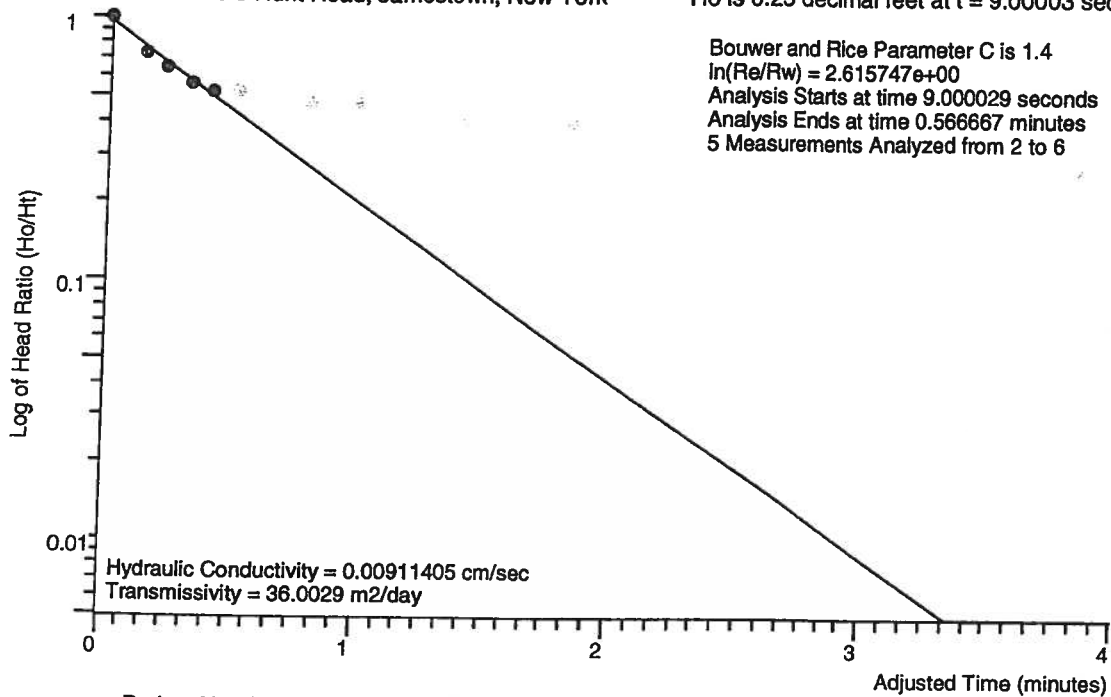
Data from file: C:\DOCUME~1\SIMON\DESKTOP\ANDERS~1\MW06UIN.SLG  
 Title: Site Investigation/Remedial Alternatives Report  
 Site Name: Anderson Cleaners  
 Location: 5 Hunt Road, Jamestown, New York  
 Client: Michael Lyons  
 Project Number: 3563S-04  
 Test Date: 8/18/05  
 Well Number: MW-06  
 Casing Radius: 2.5 inches  
 Effective Well Radius: 3.99999 inches  
 Aquifer Thickness: 15 feet  
 Water Table to Screen Bottom: 15 feet  
 Screen Length: 5 feet  
 Static Water Level: 2.97 decimal feet  
 K ratio is not entered  
 There are 14 time and drawdown measurements  
 Tests starts with trial 2  
 Time values will be adjusted by 0.000104167 days (9.000029 seconds)

Trial	Time (seconds)	Adjusted Time (seconds)	Drawdown (decimal feet)	Head (decimal feet)	Head Ratio
1	4	-5.00003	2.74	0.230001	0.920001
2	9.00003	0	2.72	0.25	1
3	18	8.99994	2.79	0.180001	0.720004
4	23	14	2.81	0.160001	0.640005
5	29	20	2.83	0.140002	0.560006
6	34	25	2.84	0.130002	0.520006
7	40	31	2.84	0.130002	0.520006
8	57	48	2.85	0.119998	0.479993
9	68	59	2.85	0.119998	0.479993
10	95.0003	86.0002	2.87	0.0999989	0.399995
11	120	111	2.87	0.0999989	0.399995
12	150	141	2.89	0.0799991	0.319996
13	180	171	2.89	0.0799991	0.319996
14	240	231	2.9	0.0699992	0.279996

Site Investigation/Remedial Alternatives Report 8/18/05  
Anderson Cleaners 5 Hunt Road, Jamestown, New York

Bouwer and Rice Graph of MW-06  
Ho is 0.25 decimal feet at  $t = 9.00003$  sec

Bouwer and Rice Parameter C is 1.4  
 $\ln(Ro/Rw) = 2.615747e+00$   
Analysis Starts at time 9.000029 seconds  
Analysis Ends at time 0.566667 minutes  
5 Measurements Analyzed from 2 to 6



Project Number 3563S-04 for Michael Lyons

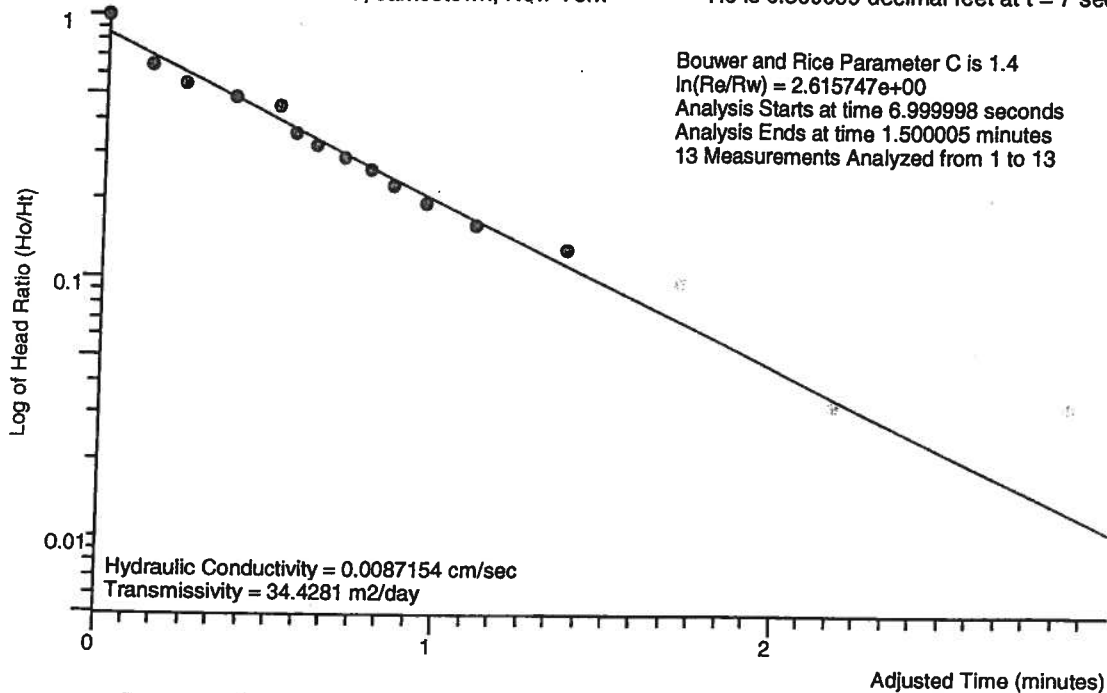
Data from file: C:\DOCUME~1\SIMON\DESKTOP\ANDERS~1\MW06UOUT.SLG  
 Title: Site Investigation/Remedial Alternatives Report  
 Site Name: Anderson Cleaners  
 Location: 5 Hunt Road, Jamestown, New York  
 Client: Michael Lyons  
 Project Number: 3563S-04  
 Test Date: 8/18/05  
 Well Number: MW-06  
 Casing Radius: 2.5 inches  
 Effective Well Radius: 3.99999 inches  
 Aquifer Thickness: 15 feet  
 Water Table to Screen Bottom: 15 feet  
 Screen Length: 5 feet  
 Static Water Level: 2.94 decimal feet  
 K ratio is not entered  
 There are 16 time and drawdown measurements  
 Tests starts with trial 1  
 Time values will be adjusted by 8.10185e-05 days (6.999998 seconds)

Trial	Time (seconds)	Adjusted Time (seconds)	Drawdown (decimal feet)	Head (decimal feet)	Head Ratio
1	7	0	3.25	0.309999	1
2	15	7.99999	3.14	0.200001	0.645165
3	21	14	3.11	0.170001	0.548392
4	30	23	3.09	0.149998	0.483866
5	38	31	3.08	0.139998	0.451608
6	41	34	3.05	0.109999	0.354835
7	45	38	3.04	0.0999989	0.322578
8	50	43	3.03	0.089999	0.29032
9	55	48	3.02	0.0799991	0.258062
10	59	52	3.01	0.0699992	0.225804
11	65	58	3	0.0599993	0.193547
12	74	67	2.99	0.0499994	0.161289
13	90.0003	83.0003	2.98	0.0399996	0.129031
14	110	103	2.97	0.0299997	0.0967733
15	138	131	2.95	0.00999989	0.0322578
16	180	173	2.95	0.00999989	0.0322578



Site Investigation/Remedial Alternatives Report 8/18/05  
Anderson Cleaners 5 Hunt Road, Jamestown, New York

Bouwer and Rice Graph of MW-06  
 $H_o$  is 0.309999 decimal feet at  $t = 7$  sec



Project Number 3563S-04 for Michael Lyons

**DATA USABILITY SUMMARY REPORT  
ANDERSON CLEANERS – JAMESTOWN, NY**

**COLUMBIA ANALYTICAL SERVICES  
SAMPLE DELIVERY GROUP (SDG)  
Trench-1 (2.0)**

**MITKEM CORPORATION  
SAMPLE DELIVERY GROUPS (SDGs)  
D0410, D0523, D0529, D0603, D0618**

***Deliverables***

The above referenced data packages for the samples collected at the Anderson Cleaners Site contain all required deliverables consistent with the requirements of the EPA Region II guidelines. The sample specific analyses performed included Volatile Organic Compounds (VOC), Semivolatile Organic Compounds (SVOC), Pesticides/Polychlorinated Biphenyl Compounds (P/PCB), Total Petroleum Hydrocarbons (TPH), Metals, and Cyanide. Analyses were performed by EPA SOW OLM04.2 for organics, EPA SOW ILM04.1 for inorganics and EPA Method 310.13 for TPH.

The data have been validated according to the protocols and quality control (QC) requirements of the analytical Statement of Work (SOW) or method, the USEPA Region II Standard Operating Procedure (SOP HW-6, Revision 12, March 2001) for CLP Organics Data Review and Preliminary Review, US EPA Region II SOP (HW-2, Revision 11, January 1992) for the Evaluation of Metals Data for the Contract Laboratory Program, and NYSDEC DER-10 Technical Guidance for Site Investigation and Remediation - Appendix 2B Guidance for the Development of Data Usability Summary Reports. The TPH data was evaluated using the reviewer's professional judgment.

The validation report pertains to the samples indicated in each individual section:

**Chains-of-Custody**

The Chains-of-Custody (COCs) were reviewed for completeness and accuracy. There were no discrepancies observed with the samples presented on the COC, and all tests specified on the COC were performed for the designated samples.

**Organics**

The following items/criteria were reviewed for this report:

- SDG Narrative and deliverables compliance
- Holding times and sample preservation
- Organic analysis data sheets (Form I)
- System Monitoring Compound (SMC) recovery summary forms
- Matrix Spike/Matrix Spike Duplicate (MS/MSD) recovery summary forms
- Laboratory Control Sample/Laboratory Control Sample Duplicate (LCS/LCSD) recovery summary forms

- Positive results reported for method blanks
- Gas Chromatography (GC)/Mass Spectroscopy (MS) tuning summary forms
- Initial and continuing calibration summary forms
- Internal standard area and retention time summary forms
- P/PCB cleanup check summary forms
- GC column percent difference summary forms

The items listed above were technically and contractually in compliance with the exceptions discussed in the text below. The data have been validated according to the procedures outlined above and qualified accordingly. This report presents QC outliers that resulted in qualification of data only unless otherwise indicated.

Please note that any results qualified "U" due to blank contamination may be then qualified (J) due to another action. Therefore, the results may be qualified (UJ) due to the culmination of the blank contaminations and actions from other exceedences of QC criteria.

### **Volatile Organics Compounds (VOC)**

Trench-1 (2.0) (soil samples collected on 10/06/04)  
 Trench-1 (2.0)/765137, Trench-2 (2.0)/765138, Trench-3 (2.5)/765139, Rinsate-1/765140, Cooler Blk/765141  
 D0410 (aqueous samples collected on 04/07/05)  
 BR-01 (31.1-32.6)/D0410-01, BR-01 (41.7-43.2)/D0410-02, BR-01 (54.7-56.2)/D0410-03, BR-01 (67.7-69.2)/D0410-04, BR-01 (80.7-82.2)/D0410-05, BR-01 (93.7-95.2)/D0410-06, TRIP-1/D0410-07  
 D0523 (soil samples collected on 05/02/05 through 05/04/05)  
 B-1 (9.0)/D0523-01, B-4 (4.0)/D0523-02, B-6 (5.0)/D0523-03, B-7 (14.0)/D0523-04  
 D0529 (soil samples collected on 05/05/05)  
 B-3 (9.0)/D0529-01, B-3 (3.0)/D0529-02, Rinsate-2 (5-5-05)/D0529-03  
 D0603 (soil samples collected on 05/23/05)  
 B-8 (4.0)/D0603-01, B-11 (3.0)/D0603-02  
 D0618 (aqueous samples collected on 05/25/05)  
 MW-01/D0618-01, MW-03/D0618-02, MW-04/D0618-03, MW-05/D0618-04, MW-06/D0618-05, MW-07/D0618-06, PW-3/D0618-07, MW-7/D0618-08, Rin-3 (5-25-05)/D0618-09, Trip/D0618-10

### QC Samples

Trench-1 (2.0)/765137 MS/MSD  
 Rinsate-1/765140 (equipment blank 10/06/04)  
 Cooler Blk/765141 (cooler blank 10/06/04)  
 BR-01 (31.1-32.6)/D0410-01 MS/MSD  
 TRIP-01/D0410-01 (trip blank 04/07/05)  
 B-3 (9.0)/D0529-01 MS/MSD  
 Rinsate-2 (5-5-05) (equipment blank 05/05/05)  
 MW-01/D0618-01 MS/MSD  
 Rin-3 (5-25-05)/D0618-09 (equipment blank 05/25/05)  
 Trip/D0618-10 (trip blank 05/25/05)

- The samples presented in the following table were analyzed at dilutions or reanalyzed at dilutions due to elevated concentrations of target analytes exceeding the linear range of the curve and qualified (E) by the laboratory. The diluted results were transferred to the original Form Is. Results were not adversely affected, but reporting limits were elevated accordingly for diluted analytes.

Sample ID	Fraction	Dilution
Trench-1 (2.0)	VOC	medium level at 40x
Trench-2 (2.0)	VOC	2x and medium level
Trench-3 (2.5)	VOC	2x and medium level
BR-01 (31.1-32.6)	VOC	50x
BR-01 (41.7-43.2)	VOC	80x
BR-01 (54.7-56.2)	VOC	20x
BR-01 (67.7-69.2)	VOC	3x
BR-01 (80.7-82.2)	VOC	4x
B-4 (4.0)	VOC	5x
B-3 (9.0)	VOC	medium level
B-3 (3.0)	VOC	5x and medium level at 50x
B-8 (4.0)	VOC	medium level at 2x
MW-03	VOC	20x
MW-04	VOC	20x
MW-06	VOC	10x
MW-07	VOC	50x and 100x
PW-3	VOC	200x and 800x
MW-7	VOC	1000x

- The sample presented in the following table was reanalyzed at a dilution due to elevated concentrations of target analytes. The original result for vinyl chloride exceeded the calibration range in the undiluted analysis and was qualified (E) by the laboratory, but was non-detect in the diluted analysis. The result from the undiluted analysis will be reported, is considered estimated, and is qualified "J".

Sample ID	Compound	Qualifier
B-8 (4.0)	Vinyl chloride	J

- The following table presents samples which were analyzed at a dilution beyond the 14 day technical holding time for preserved water samples.

Sample ID	Date Sampled	Date Analyzed	Qualifier
MW-07DL1	05/25/05	06/23/05	J all positive results and UJ all non-detect results
PW-3DL1	05/25/05	06/23/05	J all positive results and UJ all non-detect results

- The following table presents samples with surrogate recoveries outside the QC limits.

Sample ID	Surrogate	Recovery	QC Limits	Qualifier
B-3 (3.0)	Bromofluorobenzene	140%	59-113%	J all positive results

Sample ID	Surrogate	Recovery	QC Limits	Qualifier
B-8 (4.0)	Bromofluorobenzene	133%	59-113%	J all positive results
MW-06	Toluene-d8	84%	88-110%	J all positive results and UJ all non-detect results
MW-07DL1	Toluene-d8	86%	88-110%	J all positive results and UJ all non-detect results
MW-07DL1	Bromofluorobenzene	85%	86-115%	J all positive results and UJ all non-detect results
PW-3DL1	Toluene-d8	83%	88-110%	J all positive results and UJ all non-detect results
PW-3DL1	Bromofluorobenzene	81%	86-115%	J all positive results and UJ all non-detect results
MW-7	Toluene-d8	87%	88-110%	J all positive results and UJ all non-detect results

- The following table presents MS/MSD percent recoveries (%R) and/or relative percent differences (RPD) outside the QC limits.

MS/MSD ID	Compound	Recovery %R/%R/RPD	QC Limits	Qualifier
BR-01 (31.1-32.6)	1,1-Dichloroethene	OK/OK/29	59-172%/14	None-qualifiers not applied based on MS/MSD alone
	Trichloroethene	-200/-200/0	62-137%/12	
	Benzene	OK/OK/30	66-142%/12	
	Toluene	OK/OK/28	59-139%/11	
	Chlorobenzene	OK/OK/29	60-133%/8	
MW-01	Benzene	OK/130/OK	76-127%/11	None-qualifiers not applied based on MS/MSD alone
	Toluene	128/130/OK	76-125%/13	

- The following table presents blanks with contaminants and the samples associated with the blanks that had results qualified as a consequence of the blank contamination. Detected sample concentrations of methylene chloride, 2-butanone, toluene or acetone (common laboratory contaminants) less than ten times (10x) the highest associated blank (after taking sample dilution levels, percent moisture and sample volume into account) are negated and qualified with a "U". For all other compounds, an action level of five times (5x) the highest associated blank concentration is used.

Blank ID	Contaminant	Concentration	Affected Sample(s)	Qualifier
VBLKIN 05/27/05	Tetrachloroethene	2 ug/kg	B-11 (3.0)	U

- The following table presents compounds that exceeded 30 percent relative standard deviation (%RSD) in the initial calibration (ICAL). Associated field samples are also listed. Positive results for these compounds in associated samples are considered estimated and qualified "J".

ICAL	Compound	RSD	Affected Sample(s)	Qualifier
04/12/05	2-Hexanone	56.4%	BR-01 (31.1-32.6) BR-01 (41.7-43.2) BR-01 (54.7-56.2) BR-01 (67.7-69.2) BR-01 (80.7-82.2) BR-01 (93.7-95.2) Trip-01	None-all samples non-detect for 2- hexanone

- The following table presents compounds that exceeded 25 percent deviation (%D) in the continuing calibration (CCAL). Associated field samples are also listed. Positive results for these compounds in associated samples are considered estimated and qualified "J". All non-detect results for these compounds in the associated samples are qualified "UJ". Also listed are those compounds whose relative response factor (RRF) was <0.05. Positive results for these compounds in the associated samples are considered estimated and qualified "J". All non-detect results for these compounds in the associated samples are qualified "R".

CCAL	Compound	%D or RRF	Affected Sample(s)	Qualifier
04/13/05	Trichlorofluoromethane Acetone 2-Butanone	25.1%D 41.7%D 25.8%D	BR-01 (31.1-32.6) BR-01 (41.7-43.2) BR-01 (54.7-56.2) BR-01 (67.7-69.2) BR-01 (80.7-82.2) Trip-01	UJ UJ UJ
04/14/05	Acetone 2-Butanone	52.3%D 28.6%D	BR-01 (93.7-95.2) BR-01 (31.1-32.6)DL BR-01 (41.7-43.2)DL BR-01 (54.7-56.2)DL BR-01 (67.7-69.2)DL BR-01 (80.7-82.2)DL	UJ UJ
05/13/05	Bromomethane Chloroethane Trichlorofluoromethane 1,1-Dichloroethene Acetone Methylene chloride	29.8%D 29.2%D 28.3%D 27.3%D 32.0%D 33.1%D	B-1 (9.0) B-4 (4.0) B-6 (5.0) B-7 (14.0) B-3 (9.0) B-3 (3.0)	UJ UJ UJ UJ J/UJ J/UJ
05/13/05	Acetone 2-Butanone 2-Hexanone Styrene	56.5%D 38.0%D 30.4%D 28.0%D	Rinsate-2 (5-5-05)	UJ UJ UJ UJ
05/17/05	Acetone	34.9%D	B-3 (3.0)DL	UJ
05/26/05	Acetone	36.3%D	B-8 (4.0)	J
05/27/05	Acetone 1,2-Dibromo-3-chloropropane	31.3%D 0.048RRF	B-11 (3.0)	J R
06/02/05	Acetone	33.7%D	B-8 (4.0)DL, MW-01	J/UJ

CCAL	Compound	%D or RRF	Affected Sample(s)	Qualifier
06/02/05			MW-03, MW-04 MW-05, MW-06 MW-07, PW-3	
06/03/05	Dichlorodifluoromethane Chloroethane	47.0%D 30.6%D	MW-7, MW-03DL MW-04DL, MW-06DL MW-07DL, PW-3DL	UJ UJ
06/07/05	Trichlorofluoromethane	29.1%D	MW-7DL	UJ
06/23/05	Acetone 2-Butanone 2-Hexanone	47.6%D 45.1%D 38.5%D	MW-07DL1, PW-3DL1	UJ UJ UJ

- Tentatively Identified Compounds (TICs) were qualified as estimated "J" for unknowns and "NJ" for knowns by the laboratory.
- Compounds reported at less than the CRQL were qualified as estimated "J".

#### Semivolatile Organics Compounds (SVOC)

Trench-1 (2.0) (soil samples collected on 10/06/04)

Trench-1 (2.0)/765137, Rinsate-1/765140

DO523 (soil samples collected on 05/02/05)

B-1 (9.0)/D0523-01

DO529 (soil samples collected on 05/05/05)

B-3 (9.0)/D0529-01, Rinsate-2 (5-5-05)/D0529-03

DO618 (aqueous samples collected on 05/25/05)

MW-01/D0618-01, MW-06/D0618-05, MW-07/D0618-06, Rin-3 (5-25-05)/D0618-09

#### QC Samples

Trench-1 (2.0)/765137 MS/MSD

Rinsate-1/765140 (equipment blank 10/06/04)

B-3 (9.0)/D0529-01 MS/MSD

Rinsate-2 (5-5-05) (equipment blank 05/05/05)

MW-01/D0618-01 MS/MSD

Rin-3 (5-25-05)/D0618-09 (equipment blank 05/25/05)

- The following table presents samples with surrogate recoveries outside the QC limits.

Sample ID	Surrogate	Recovery	QC Limits	Qualifier
Trench-1 (2.0)	1,2-Dichlorobenzene-d4	2%	20-130%	J/R all base/neutral (B/N) results
MW-01	2,4,6-Tribromophenol	157%	10-123	None-only one acid fails criteria

Sample ID	Surrogate	Recovery	QC Limits	Qualifier
MW-06	Terphenyl-d14	149%	33-141%	None-only one B/N fails criteria
	Phenol-d5	119%	10-110%	None-all acids non-detect
	2,4,6-Tribromophenol	162%	10-123%	None-all acids non-detect
MW-07	Nitrobenzene-d5	177%	35-114%	None-all B/N non-detect
	2-Fluorobiphenyl	119%	43-116%	None-all B/N non-detect
	Phenol-d5	112%	10-110%	None-all acids non-detect
	2,4,6-Tribromophenol	155%	10-123%	None-all acids non-detect
Rin-3 (5-25-5)	Terphenyl-d14	148%	33-141%	None-only one B/N fails criteria
	2,4,6-Tribromophenol	133%	10-123%	None-only one acid fails criteria

- The following table presents MS/MSD percent recoveries (%R) and/or relative percent differences (RPD) outside the QC limits.

MS/MSD ID	Compound	Recovery %R/%R/RPD	QC Limits	Qualifier
Trench-1 (2.0)	N-Nitroso-di-n-propylamine	OK/39/OK	41-126%/14	None-already qualified due to low surrogate recovery
	Pentachlorophenol	123/OK/OK	17-109%/18	None-qualifiers not applied based on MS/MSD alone and sample non-detect for this compound
MW-01	4-Chloro-3-methylphenol	125/136/OK	23-97%/42	None-qualifiers not applied based on MS/MSD alone and sample non-detect for these compounds
	4-Nitrophenol	125/125/OK	10-80%/50	
	2,4-Dinitrotoluene	105/OK/OK	24-96%/38	
	Pentachlorophenol	114/136/OK	9-103%/50	
	Pyrene	144/141/OK	26-127%/31	

- The following table presents LCS/LCSD percent recoveries (%R) and/or RPD outside the QC limits.

LCS/LCSD ID	Compound	Recovery %R/%R/RPD	Affected Sample(s)	QC Limits	Qualifier
SBLK1 MS/MSD	4-Nitrophenol	92/91/OK	Rinsate-1	10-80%/50	None-sample non-detect for this compound
SBLK2MS	4-Nitrophenol	108	Trench-1 (2.0)	10-80%	None-sample non-detect for these compounds
	Pentachlorophenol	132		9-103%	



LCS/LCSD ID	Compound	Recovery %R/%R/RPD	Affected Sample(s)	QC Limits	Qualifier
SW1LCS	4-Nitrophenol Pentachlorophenol	100/87/OK 111/OK/OK	Rinsate-2 (5-5-05)	10-80% 9-103%	None-sample non-detect for these compounds
S1CLCS	4-Chloro-3-methylphenol 4-Nitrophenol 2,4-Dinitrotoluene Pyrene	147 119 108 148	MW-01 MW-06 MW-07 Rin-3 (5-25-5)	23-97% 10-80% 24-96% 26-127%	None-samples non-detect for these compounds

- The following table present blanks with contaminants and the samples associated with the blanks that had results qualified as a consequence of the blank contamination. Detected sample concentrations of phthalates (common laboratory contaminants) less than ten times (10x) the highest associated blank (after taking sample dilution levels, percent moisture, and sample volume into account) are negated and qualified with a "U". For all other compounds, an action level of five times (5x) the highest associated blank concentration is used.

Blank ID	Contaminant	Concentration	Affected Sample(s)	Qualifier
SBLK1	Di-n-butylphthalate	3 ug/L	Rinsate-1	U
SBLK2	Di-n-butylphthalate	65 ug/kg	Trench-1 (2.0)	U
Rinsate-1	bis(2-Ethylhexyl)phthalate	1 ug/L	Trench-1 (2.0)	U

- The following table presents compounds that exceeded 30 percent relative standard deviation (%RSD) in the initial calibration (ICAL). Associated field samples are also listed. Positive results for these compounds in associated samples are considered estimated and qualified "J".

ICAL	Compound	RSD	Affected Sample(s)	Qualifier
05/31/05	Benzaldehyde	33.0%	MW-01 MW-06 MW-07 Rin-3 (5-25-5)	None-all samples non-detect for these compounds
	4-Chloroaniline	33.3%		

- The following table presents compounds that exceeded 25 percent deviation (%D) in the continuing calibration (CCAL). Associated field samples are also listed. Positive results for these compounds in associated samples are considered estimated and qualified "J". All non-detect results for these compounds in the associated samples are qualified "UJ". Also listed are those compounds whose relative response factor (RRF) was <0.05. Positive results for these compounds in the associated samples are considered estimated and qualified "J". All non-detect results for these compounds in the associated samples are qualified "R".

CCAL	Compound	%D or RRF	Affected Sample(s)	Qualifier
10/13/04	2,4-Dinitrophenol	39.1%D	Rinsate-1	UJ
10/21/04	Hexachlorocyclopentadiene	36.5%D	Trench-1 (2.0)	UJ
	2,4-Dinitrophenol	35.3%D		UJ
	Pentachlorophenol	29.0%D		UJ
05/25/05	Benzaldehyde	44.0%D	B-1 (9.0)	UJ
	2,4-Dinitrophenol	35.3%D	B-3 (9.0)	UJ
	4-Nitroaniline	28.0%D	Rinsate-2	UJ
	Pentachlorophenol	29.9%D	(5-5-05)	UJ
06/06/05	Benzaldehyde	50.8%D	MW-01	UJ
	4-Chloroaniline	56.4%D	MW-06	UJ
	2-Methylnaphthalene	25.2%D	MW-07 Rin-3	UJ
	bis(2-Ethylhexyl)phthalate	26.1%D	(5-25-5)	UJ
	Di-n-octylphthalate	29.0%D		UJ

- Tentatively Identified Compounds (TICs) were qualified as estimated "J" for unknowns and "NJ" for knowns by the laboratory. TICs detected in samples at less than 5x the concentration detected in the associated blank were qualified "R".
- Compounds reported at less than the CRQL were qualified as estimated "J".

#### P/PCBs

Trench-1 (2.0) (soil samples collected on 10/06/04)  
Trench-1 (2.0)/765137, Rinsate-1/765140  
D0523 (soil samples collected on 05/02/05)  
B-1 (9.0)/D0523-01  
D0529 (soil samples collected on 05/05/05)  
B-3 (9.0)/D0529-01, Rinsate-2 (5-5-05)/D0529-03  
D0618 (aqueous samples collected on 05/25/05)  
MW-01/D0618-01, MW-06/D0618-05, MW-07/D0618-06,  
Rin-3 (5-25-05)/D0618-09

#### QC Samples

Trench-1 (2.0)/765137 MS/MSD  
Rinsate-1/765140 (equipment blank 10/06/04)  
B-3 (9.0)/D0529-01 MS/MSD  
Rinsate-2 (5-5-05) (equipment blank 05/05/05)  
MW-01/D0618-01 MS/MSD  
Rin-3 (5-25-05)/D0618-09 (equipment blank 05/25/05)

- The following table presents samples with surrogate recoveries outside the QC limits.

Sample ID	Surrogate	Recovery	QC Limits	Qualifier
Rinsate-2 (5-5-05)	TCMX2	173%	30-150%	None-only one surrogate fails criteria

- The following table presents compounds that exceeded 20 percent RSD in the initial calibration (ICAL) or 15 percent deviation (%D) in the continuing calibration (CCAL).

CAL	Compound	RSD or %D	Affected Sample(s)	Qualifier
ICAL 05/04/05- 05/05/05	Endosulfan sulfate Endrin ketone	29.8%RSD 25.2%RSD	B-1 (9.0) B-3 (9.0) Rinsate-2 (5-5-05)	None-other column meets criteria and samples non- detect for these compounds
ICAL 06/01/05	Endosulfan sulfate	22.9%RSD	MW-01, MW-06, MW-07, Rin-3 (5-25-5)	None-other column meets criteria and samples non- detect for this compound

- The following table presents samples, detected compounds and percent difference (%D) between the two analytical columns greater than the 25% QC limit.

Sample ID	Compound	%D	Qualifier
B-3 (9.0)	4,4'-DDT	28.0	J
Rinsate-2 (5-5-05)	4,4'-DDE	102.2	U

#### TPH

D0603 (soil sample collected on 05/23/05)  
B-8 (4.0)/D0603-01  
D0618 (aqueous samples collected on 05/25/05)  
MW-07/D0618-06, PW-3/D0618-07, MW-7/D0618-08

#### QC Samples

None

- All QC criteria were met.

#### Metals and Cyanide

Trench-1 (2.0) (soil samples collected on 10/06/04)  
Trench-1 (2.0)/765137, Rinsate-1/765140  
D0523 (soil samples collected on 05/02/05)  
B-1 (9.0)/D0523-01  
D0529 (soil samples collected on 05/05/05)  
B-3 (9.0)/D0529-01, Rinsate-2 (5-5-05)/D0529-03  
D0618 (aqueous samples collected on 05/25/05)  
MW-01/D0618-01, MW-06/D0618-05, MW-07/D0618-06, Rin-3 (5-25-05)/D0618-09

#### QC Samples

Trench-1 (2.0)/765137 MS/DUP  
Rinsate-1/765140 (equipment blank 10/06/04)  
B-3 (9.0)/D0529-01 MS/DUP  
Rinsate-2 (5-5-05) (equipment blank 05/05/05)

MW-01/D0618-01 MS/DUP  
 Rin-3 (5-25-05)/D0618-09 (equipment blank 05/25/05)

The following items/criteria were reviewed for this report:

- Case narrative and deliverable requirements
- Holding times and sample preservation
- Inorganic analysis data sheets (Form I)
- Initial and continuing calibration verifications
- CRDL sample recoveries
- Lab blank data
- ICP interference check sample recoveries
- Matrix spike/matrix spike duplicate recoveries
- Laboratory duplicate sample precision
- Laboratory Control Sample (LCS) results
- Serial Dilution results

The items listed above were technically and contractually in compliance with the exceptions discussed in the text below. The data have been validated according to the procedures outlined above and qualified accordingly. This report presents all QC outliers that resulted in qualification of data only unless otherwise indicated.

Please note that any results qualified "U" due to blank contamination may be then qualified (J) due to another action. Therefore, the results may be qualified (UJ) due to the culmination of the blank contaminations and actions from other exceedences of QC criteria.

- The following table present analytes that failed 90-110% recovery in the initial calibration (IC) or continuing calibration (CC) standard(s) and/or failed 80-120% recovery in the CRDL (contract required detection limit) standard.

STD ID	Analyte	Recovery	Affected Sample(s)	Qualifier
CC	Thallium	118/111	Trench-1 (2.0)	J
CRDL	Thallium	128	Trench-1 (2.0)	None-already qualified due to CC
CRDL	Selenium	121	Rinsate-1	UJ
CRDL	Silver	165	B-1 (9.0)	None- sample non-detect for silver
CRDL	Zinc	138/133	B-1 (9.0)	J
CRDL	Selenium	140	Rinsate-2 (5-5-05)	None-sample non-detect for selenium
CRDL	Silver	165	B-3 (9.0)	None-sample non-detect for silver
CRDL	Zinc	138/133/127	Rinsate-2 (5-5-05)	J
CRDL	Lead	125/124/122	Rin-3 (5-25-5)	J
CRDL	Silver	128	MW-01, MW-06, MW-07, Rin-3 (5-25-5)	None-samples non-detect for silver

STD ID	Analyte	Recovery	Affected Sample(s)	Qualifier
CRDL	Zinc	130/125/127/132	MW-06, Rin-3 (5-25-5)	J

- All initial calibration blanks (ICB), continuing calibration blanks (CCB), and method blanks were non-detect for target analytes or the analyte concentration was less than the CRDL.
- The following table presents field blanks with contaminants and the sample(s) associated with the blank that had results qualified as a consequence of the blank contamination. An action level of 10 times (10x) the associated blank contamination (after taking sample dilution levels, percent solids, and sample volume into account) are negated and qualified with a "U".

Blank ID	Contaminant	Concentration	Affected Sample(s)	Qualifier
Rinsate-1	Sodium Zinc	248 ug/L 1.5 ug/L	Trench-1 (2.0)	U None-greater than 10X blank
Rinsate-2 (5-5-05)	Aluminum Antimony Barium Calcium Cobalt Copper Iron Magnesium Manganese Nickel Silver Sodium Zinc	39.4 ug/L 2.5 ug/L 1.8 ug/L 331 ug/L 0.61 ug/L 4.5 ug/L 22.7 ug/L 38.7 ug/L 0.85 ug/L 0.83 ug/L 1.6 ug/L 107 ug/L 27.3 ug/L	B-3 (9.0)	None-greater than 10X blank None-sample non-detect None-greater than 10X blank None-greater than 10X blank None-greater than 10X blank None-greater than 10X blank None-greater than 10X blank None-greater than 10X blank None-greater than 10X blank None-greater than 10X blank None-sample non-detect U None-greater than 10X blank
Rin-3 (5-25-5)	Aluminum Barium Calcium Cobalt	70.8 ug/L 2.9 ug/L 134 ug/L 0.87 ug/L	MW-01 MW-06 MW-07  MW-06	None-greater than 10X blank None-greater than 10X blank None-greater than 10X blank U

Blank ID	Contaminant	Concentration	Affected Sample(s)	Qualifier
Rin-3 (5-25-5)	Copper	2.4 ug/L	MW-06	U
	Iron	36.5 ug/L		None-greater than 10X blank or non-detect
	Lead	1.0 ug/L		None-greater than 10X blank
	Magnesium	44.4 ug/L		None-greater than 10X blank
	Manganese	2.5 ug/L	MW-06	None-greater than 10X blank
	Nickel	1.2 ug/L		U
	Sodium	62.0 ug/L	MW-06	None-greater than 10X blank
	Zinc	9.1 ug/L		U

- The following table presents matrix spike (MS) with percent recoveries (%R) outside the 75-125% QC limits.

MS ID	Analyte	Recovery	Affected Sample(s)	Qualifier
Trench-1 (2.0)	Antimony	65%	Trench-1 (2.0)	UJ
	Copper	63%		J
	Zinc	74%		UJ
MW-01	Antimony	72%	MW-01, MW-06, MW-07, Rin-3 (5-25-5)	J/UJ
	Selenium	0%		R
	Silver	28%		R


- The following table presents serial dilution results with percent differences (%D) outside the 10% QC limits.

Sample ID	Analyte	%D	Affected Sample(s)	Qualifier
Trench-1 (2.0)	Cobalt	10.3%	Trench-1 (2.0)	J
B-3 (9.0)	Copper	10.5%	B-3 (9.0)	J
MW-01	Barium	10.3%	MW-01, MW-06, MW-07, Rin-3 (5-25-5)	J
	Cobalt	13.4%		J/UJ
	Iron	14.1%		J
	Lead	10.6%		J/UJ
	Magnesium	12.4%		J
	Manganese	14.1%		J
	Nickel	13.4%		J/UJ
	Vanadium	10.4%		J/UJ
	Zinc	14.5%		J/UJ

**Package Summary:**

All data are valid and usable with qualifications as noted in this review.

Signed:



Gloria J. Switalski  
President, Data Check, Inc.

Dated: 09/04/05



☐ I authorize EQ - The Environmental Quality Company to choose the appropriate method of waste management, from the technologies offered, at the EQ facilities identified below.

<input checked="" type="checkbox"/> Michigan Disposal Waste Treatment Plant (Stabilization and Treatment)	49350 N. 1-94 Service Drive, Belleville, MI 481 11 Phone: 800-592-5489 Fax: 800-592-5329	EPA ID # MID 000 724 831
<input type="checkbox"/> Wayne Disposal, Inc. Site #2 Landfill (Hazardous & Chemical Waste Landfill)	49350 N. 1-94 Service Drive, Belleville, MI 481 11 Phone: 800-592-5489 Fax: 800-592-5329	EPA ID # MID 048 090 633
<input type="checkbox"/> EQ Detroit, Inc. (Stabilization, Wastewater Treatment)	1923 Frederick Street, Detroit, MI 4821 1 Phone: (313) 923-0080 Fax: 313-923-3375	EPA ID # MID 980 991 566
<input type="checkbox"/> EQ Resource Recovery, Inc. (Solvent Recycling, Fuel Blending, WW Treatment)	36345 Van Born Road, Romulus, MI 48174 Phone: 866-373-8357 Fax: 734-326-4033	EPA ID # MID 060 975 844
<input type="checkbox"/> EQ North Carolina (Stabilization, Treatment, Labpack Decommissioning)	1005 Investment Blvd, Apex, NC 27502 Phone: 919-3634700 Fax: 919-363-4714	EPA ID # NCD 982 170 292
<input type="checkbox"/> EQ Florida, Inc. (Drum Consolidation, Labpack Decommissioning)	7202 East 8th Ave, Tampa, FL 33619 Phone: 813-623-5463 Fax: 813-628-0842	EPA ID # FLD 981 932 494
<input type="checkbox"/> EQ Transfer & Processing (Drum Transfer/Non-Hazardous Waste Processing)	1010 Old Rawsonville Rd., Ypsilanti, MI 48198 Phone: 734-547-1000 Fax: 734-480-9195	EPA ID # MIR 000 033 969 EPA ID # MIO 000 263 871
<input type="checkbox"/> EQ Indianapolis (Drum Transfer/Non-Hazardous Waste Processing)	4000 West 10th Street, Indianapolis, IN 46222 Phone: 317-247-7160 Fax: 317-247-7170	EPA ID # MIO 000 263 871
<input type="checkbox"/> EQ Atlanta (Drum Transfer/Non-Hazardous Waste Processing)	5600 Fulton Industrial Blvd SW, Atlanta, GA 30336 Phone: 404-494-3520 Fax: 404-494-3560	EPA ID # MIO 000 263 871
<input type="checkbox"/> EQ Augusta, Inc. (Wastewater Treatment)	3920 Goshen Industrial Blvd, Augusta, GA 30906 Phone: 706-771-9100 Fax: 706-771-9124	EPA ID # GAR 000 011 817

Waste Common Name:  
Soil w/chlorinated solvents

### Section I - Generator & Customer Information

SIC/NAICS\* 9511  
Generator EPA ID # NYD 012 774 063  
Generator Anderson Cleaners  
Facility Address 5 Hunt Rd.  
City Jamestown State NY Zip 14701  
County Chautauqua  
Mailing Address Same  
City \_\_\_\_\_ State \_\_\_\_\_ Zip \_\_\_\_\_  
Generator Contact Mike Lyons  
Title Owner  
Phone 716-664-5610 Fax \_\_\_\_\_

\*For a list of NAICS codes, please refer to Section 9 of the EQ Resource Guide.

Internal Use Only: EQ Division \_\_\_\_\_  
EQ Customer No. 583  
Invoicing Company Waste Technology Services, Inc.  
Address 435 North 2nd Street  
City Lewiston State New York Zip 14092  
Country USA  
Invoicing Contact Judy Cline  
Phone (716) 754-5400 Fax (716) 754-8001  
Technical Contact Jim Weber  
Phone 716-754-5400 Fax 716-754-8001  
Mobile \_\_\_\_\_ Pager \_\_\_\_\_  
E-mail jweber@wtsonline.com

### Section 2 - Shipping & Packaging Information

2.1) Shipping Volume & Frequency 200-300 tons  
☒ One Time Only ☐ Year ☐ Quarter ☐ Month  
2.2) DOT Shipping Name RQ Hazardous waste, solid,  
n.o.s., (F001,D039,D043) 9 NA3077 III

2.3) Is this waste surcharge exempt? ☐ Yes ☐ No  
If yes, please attach a surcharge exemption form, found in Section 2 of the EQ Resource Guide.

2.4) Packaging (check all that apply)

- ☐ Bulk Solid (Yd < 2000 lbs/yd)  
☒ Bulk Solid (Ton > 2000 lbs/yd)  
☐ Bulk Liquids (Gallon)  
☐ Totes, Size \_\_\_\_\_  
☐ Cubic Yard Boxes/Bags  
☐ Drums  
☐ Other (palletized, 5 gal. Pail, etc.) \_\_\_\_\_

Quoted bulk disposal charges for solid materials will be billed by the cubic yard, if the waste density is less than 2,000 lbs./cubic yard. If waste density is greater than 2,000 lbs./cubic yard, then bulk disposal charges will be billed by the ton, regardless of the approved container.



## Section 3 - Physical Characteristics

3.1) Color black3.2) Odor none3.3) Does this waste contain any "Potentially Odorous Constituents" as defined in the EQ Resource Guide? (Section 3) ☐ Yes ☒ No

3.4) Physical State at 70 F:

☒ Solid ☐ Dust/Powder ☐ Liquid ☐ Sludge  
☐ <2 ☐ 2.1-49 ☒ 5-10 ☐ 10.1-12.4 ☐ ≥12.5  
☐ <90 F ☐ 90-140 F ☐ 140-199 F ☒ >200 F

3.5) What is the pH of this waste?

3.6) What is the flash point of this waste?

3.7) Does this waste contain? (check all that apply)

☒ None ☐ Free Liquids ☐ Oily Residue ☐ Metal Fines  
☐ Biodegradable Sorbants ☐ Amines ☐ Ammonia ☐ Dioxins ☐ Furans ☐ Biohazard  
☐ Shock Sensitive Waste ☐ Reactive Waste ☐ Radioactive Waste ☐ Explosives ☐ Pyrophoric Waste ☐ Isocyanates  
☐ Asbestos - non-friable ☐ Asbestos - friable

## Section 4 - Waste Composition and Generating Process

4.1) Describe the physical composition of the waste (i.e., soil, water, PPE, debris, key chemical compounds, etc.)

soil/stones	to 90-99 %	vinyl chloride	to trace %
misc. PPE/Debris	to 1-10 %	perchloroethylene	to trace %

Total: 100%

4.2) Provide a detailed description of the process generating this waste (attach flow diagram if available).  
remediation effort at former dry cleaning facility

## Section 5 - Hazardous or Non-Hazardous Waste?

Please refer to Section 5 of the EQ Resource Guide for a list of waste codes

As determined by 40 CFR, Part 261 and State Rules:

Please list applicable waste code(s):

5.1) Is this an EPA RCRA listed hazardous waste (F, K, P or U)?

☒ Yes ☐ No

F001

5.2) Is this an EPA RCRA characteristic hazardous waste (D001 -D043)?

☒ Yes ☐ No

D039

5.3) Do any State Waste Codes apply?

☐ Yes ☒ No

5.4) Is this waste intended for wastewater treatment?

☐ Yes\* ☒ No

If you answered 'no' to 5.1, 5.2, and 5.3, please skip to Section 7. \*If you answered 'yes' to 5.4, please attach the Waste Characterization Report Addendum found in Section 7 of the EQ Resource Guide.

## Section 6 - Hazardous Wastes

6.1) Does this waste exceed Land Disposal Restriction levels?

☒ Yes ☐ No

6.1a) If this waste stream is greater than 50% soil, does it meet the alternative soil treatment standards of 40 CFR 268.49?

☐ Yes ☒ No

6.1b) Does this waste contain greater than 50% debris, by volume? (Debris is greater than 2.5 inches in size.)

☐ Yes ☒ No

6.2) Is the waste an oxidizer (D001)?

☐ Yes ☒ No

6.3) Does this waste contain reactive cyanide ≥ 250 ppm (D003)?

☐ Yes ☒ No

6.4) Does this waste contain reactive sulfide &gt; 500 ppm (D003)?

☐ Yes ☒ No

6.5) Please indicate which constituent concentrations are below or above the regulatory level. Please indicate the basis used in the determination. Either "Below" or "Above" MUST be checked for each constituent.

Based On:

☐ Generator Knowledge☒ Analysis\*☐ MSDS\*

\*Please attach a copy.

Code	Regulatory Level TCLP (mg/l)	Concentration (If above)	Code	Regulatory Level TCLP (mg/l)	Concentration (If above)
D004	Arsenic 5	<input checked="" type="checkbox"/> Below <input type="checkbox"/> Above	D024	M-Cresol 200	<input checked="" type="checkbox"/> Below <input type="checkbox"/> Above
D005	Barium 100	<input checked="" type="checkbox"/> Below <input type="checkbox"/> Above	D025	p-Cresol 200	<input checked="" type="checkbox"/> Below <input type="checkbox"/> Above
D006	Cadmium 1	<input checked="" type="checkbox"/> Below <input type="checkbox"/> Above	D026	Cresols 200	<input checked="" type="checkbox"/> Below <input type="checkbox"/> Above
D007	Chromium 5	<input checked="" type="checkbox"/> Below <input type="checkbox"/> Above	D027	1,4-Dichlorobenzene 7.5	<input checked="" type="checkbox"/> Below <input type="checkbox"/> Above
D008	Lead 5	<input checked="" type="checkbox"/> Below <input type="checkbox"/> Above	D028	1,2-Dichloroethane 0.5	<input checked="" type="checkbox"/> Below <input type="checkbox"/> Above
D009	Mercury 0.2	<input checked="" type="checkbox"/> Below <input type="checkbox"/> Above	D029	1,1-Dichloroethylene 0.7	<input checked="" type="checkbox"/> Below <input type="checkbox"/> Above
D010	Selenium 1	<input checked="" type="checkbox"/> Below <input type="checkbox"/> Above	D030	2,4-Dinitrotoluene 0.13	<input checked="" type="checkbox"/> Below <input type="checkbox"/> Above
D011	Silver 5	<input checked="" type="checkbox"/> Below <input type="checkbox"/> Above	D031	Heptachlor 0.008	<input checked="" type="checkbox"/> Below <input type="checkbox"/> Above
D012	Endrin 0.02	<input checked="" type="checkbox"/> Below <input type="checkbox"/> Above	D032	Hexachlorobenzene 0.13	<input checked="" type="checkbox"/> Below <input type="checkbox"/> Above
D013	Lindane 0.4	<input checked="" type="checkbox"/> Below <input type="checkbox"/> Above	D033	Hexachlorobutadiene 0.5	<input checked="" type="checkbox"/> Below <input type="checkbox"/> Above
D014	Methoxychlor 10	<input checked="" type="checkbox"/> Below <input type="checkbox"/> Above	D034	Hexachloroethane 3.0	<input checked="" type="checkbox"/> Below <input type="checkbox"/> Above
D015	Toxaphene 0.5	<input checked="" type="checkbox"/> Below <input type="checkbox"/> Above	D035	Methyl Ethyl Ketone 200	<input checked="" type="checkbox"/> Below <input type="checkbox"/> Above
D016	2,4-D 10	<input checked="" type="checkbox"/> Below <input type="checkbox"/> Above	D036	Nitrobenzene 2	<input checked="" type="checkbox"/> Below <input type="checkbox"/> Above
D017	2,4,5-TP (Silvex) 1	<input checked="" type="checkbox"/> Below <input type="checkbox"/> Above	D037	Pentachlorophenol 100	<input checked="" type="checkbox"/> Below <input type="checkbox"/> Above
D018	Benzene 0.5	<input checked="" type="checkbox"/> Below <input type="checkbox"/> Above	D038	Pyridine 5	<input checked="" type="checkbox"/> Below <input type="checkbox"/> Above
D019	Carbon Tetrachloride 0.5	<input checked="" type="checkbox"/> Below <input type="checkbox"/> Above	D039	Tetrachloroethylene 0.7	<input type="checkbox"/> Below <input checked="" type="checkbox"/> Above
D020	Chlordane 0.03	<input checked="" type="checkbox"/> Below <input type="checkbox"/> Above	D040	Trichloroethylene 0.5	<input checked="" type="checkbox"/> Below <input type="checkbox"/> Above
D021	Chlorobenzene 100	<input checked="" type="checkbox"/> Below <input type="checkbox"/> Above	D041	2,4,5-Trichlorophenol 400	<input checked="" type="checkbox"/> Below <input type="checkbox"/> Above
D022	Chloroform 6.0	<input checked="" type="checkbox"/> Below <input type="checkbox"/> Above	D042	2,4,6-Trichlorophenol 2	<input checked="" type="checkbox"/> Below <input type="checkbox"/> Above
D023	o-Cresol 200	<input checked="" type="checkbox"/> Below <input type="checkbox"/> Above	D043	Vinyl Chloride 0.2	<input type="checkbox"/> Below <input checked="" type="checkbox"/> Above

6.6) If this is a characteristic hazardous waste, does it contain underlying hazardous constituents?

☐ Yes ☒ No

If yes, please list the constituents in Section 11.

**Section 7 - Non-Hazardous Wastes**

For a complete list of non-hazardous waste codes, please refer to Section 7 of the EQ Resource Guide

Please list applicable waste code:

- 7.1) Is this a Michigan non-hazardous liquid industrial waste? ☐ Yes ☒ No  
 7.2) Is this a Universal waste? ☐ Yes ☒ No  
 7.3) Is this a Recyclable Commodity? (e.g.: computer monitors, free mercury, etc.) ☐ Yes ☒ No  
 7.4) Is this waste a recoverable petroleum product? ☐ Yes\* ☒ No  
 7.5) Is this waste used oil as defined by 40 CFR Part 279? ☐ Yes\* ☒ No

If you answered "yes" to questions 7.4 or 7.5 please attach the Waste Characterization Report Addendum found in Section 7 of the EQ Resource Guide.

**Section 8 - TSCA Information**

- 8.1) What is the concentration of PCBs in the waste? ☒ None ☐ 0-5 ppm ☐ 6-49 ppm ☐ 50-499 ppm ☐ 500+ ppm  
 8.2) Does the waste contain PCB contamination from a source with a concentration  $\geq 50$  ppm? ☐ Yes ☒ No  
 If you answered "no" to 8.1 and 8.2 please skip to Section 9.  
 8.3) Has this waste been processed into a non-liquid form? ☐ Yes ☐ No  
 If yes, what was the concentration of PCBs prior to processing? ☐ N/A ☐ 0-499 ppm ☐ 500+ ppm  
 8.4) Is the non-liquid PCB waste in the form of soil, rags, debris, or other contaminated media? ☐ Yes ☐ No  
 8.5) Are you a PCB capacitor manufacturer or a PCB equipment manufacturer? ☐ Yes ☐ No  
 8.6) Has the PCB Article (e.g., transformer, hydraulic machine, PCB-contaminated electrical equipment) been drained/flushed of all PCBs and decontaminated in accordance with 40 CFR 761.60(b)? ☐ N/A ☐ Yes ☐ No

**Section 9 - Clean Air Act Information**

- 9.1) Is this waste subject to regulation under 40 CFR, Part 63, Subpart DD or 40 CFR, Part 264, Subpart CC (RCRA)? ☒ Yes ☐ No  
 (Does the waste contain >500 ppm Volatile Organic Hazardous Air Pollutants - VOHAP's or Volatile Organic Compounds - VOC's?)  
 For a complete list of VOHAP's, please see Section 11 of the EQ Resource Guide

- 9.2) Does this waste stream contain Benzene? ☐ Yes ☒ No  
 If you answered "no" to 9.2 please skip to Section 10.  
 9.3) Does the waste stream come from a facility with one of the SIC codes listed under the NESHAP? ☐ Yes ☐ No  
 9.4) Is the generating source of this waste stream a facility with Total Annual Benzene (TAB)  $\geq 10$  Mg/year? ☐ Yes ☐ No  
 For assistance in calculating the TAB, please see the TAB Worksheet in Section 9 of the EQ Resource Guide.  
 If you answered "no" to question 9.3 and 9.4, please skip to Section 10.

- 9.5) Does the waste contain >10% water? ☐ Yes ☐ No  
 9.6) What is the TAB quantity for your facility? \_\_\_\_\_ Mg/Year  
 9.7) Does the waste contain >1.0 mg/kg total Benzene? ☐ Yes ☐ No  
 9.8) What is the total Benzene concentration in your waste? \_\_\_\_\_ Percent or \_\_\_\_\_ ppmw.

(Do not use TCLP analytical results. Acceptable laboratory methods include 8020, 8240, 8260, 602 and 624.)

\*For a list of NAICS codes, please refer to Section 9 of the EQ Resource Guide.

**Section 10 - Fuel Blending Information**

- 10.1) Is this waste intended for fuel blending? ☐ Yes\* ☒ No  
 \*If yes, Heat value (BTU/lb.) \_\_\_\_\_ Chlorine (%) \_\_\_\_\_ Water (%) \_\_\_\_\_ Solids (%) \_\_\_\_\_  
 10.2) Is this waste intended for reclamation? ☐ Yes ☒ No (5-Gallon Sample required for all reclaim waste streams)

**Section 11 - Constituent Information**

Please identify your waste constituents from these four categories: Underlying Hazardous Constituents (UHC's), Volatile Organic Hazardous Air Pollutants (VOHAP's), Volatile Organic Compounds (VOC's) and Toxic Release Inventory Constituents (TRI)

Constituent	Concentration	UHC?	Constituent	Concentration	UHC?
perchloroethylene	<5,510 ppm	<input type="checkbox"/> Yes <input checked="" type="checkbox"/> No			<input type="checkbox"/> Yes <input type="checkbox"/> No
vinyl chloride	<2.4 ppm	<input type="checkbox"/> Yes <input checked="" type="checkbox"/> No			<input type="checkbox"/> Yes <input type="checkbox"/> No
		<input type="checkbox"/> Yes <input type="checkbox"/> No			<input type="checkbox"/> Yes <input type="checkbox"/> No
		<input type="checkbox"/> Yes <input type="checkbox"/> No			<input type="checkbox"/> Yes <input type="checkbox"/> No
		<input type="checkbox"/> Yes <input type="checkbox"/> No			<input type="checkbox"/> Yes <input type="checkbox"/> No

Please see Section 11 of the EQ Resource Guide for a list of UHC's, VOHAP's and VOC's. For a complete list of TRI constituents, please refer to 40 CFR 372.65.

**Section 12 - Certification**

I certify that all information (including attachments) is complete and factual and is an accurate representation of the known and suspected hazards, pertaining to the waste described herein. I authorize EQ's Resource Team to add supplemental information to the waste approval file, provided I am contacted and give verbal permission. I authorize EQ's Resource Team to obtain a sample from any waste shipment for purposes of verification and confirmation. I agree that, if EQ approves the waste described herein, all such wastes that are transported, delivered, or tendered to EQ by Generator or on Generator's behalf shall be subject to, and Generator shall be bound by, the attached Standard Terms and Conditions.

Generator Signature [Signature] Printed Name MICHAEL K. LYONS  
 Company ANDERSON Cleaners Title owner Date 7-18-05

The generator's signature MUST appear on the EQ Waste Characterization Report. If the generator has authorized a third party to certify this document, a written notice (on generator letterhead) must accompany this submittal. Although the EQ Resource Team is authorized to make certain modifications to the information provided on this form, the addition or removal of waste codes and waste constituents must be documented by the generator.



WTS# 22864

MHG

**Land Disposal Restriction & Certification Form***Please check the appropriate facility:*

<input checked="" type="checkbox"/> Michigan Disposal Waste Treatment Plant	49350 N. 1-94 Service Drive, Belleville, MI 481 11	EPA ID # MID 000 724 831
<input type="checkbox"/> Wayne Disposal, Inc. Site #2 Landfill	493 50 N. 1-94 Service Drive, Belleville, MI 481 1 1	EPA ID # MID 048 090 633
<input type="checkbox"/> EQ Detroit, Inc.	1923 Frederick Street, Detroit, MI 48211	EPA ID # MID 980 991 566
<input type="checkbox"/> EQ Resource Recovery, Inc.	36345 Van Bom Road, Romulus, MI 48174	EPA ID # MID 060 975 844
<input type="checkbox"/> EQ North Carolina	1005 Investment Blvd, Apex, NC 27502	EPA ID # NCD 982 170292
<input type="checkbox"/> EQ Florida, Inc.	7202 East 8th Ave, Tampa, FL 33619	EPA ID # FLD 981 932 494

Generator Name: Anderson CleanersU.S. EPA ID No.: NYD 012 774 063Generator Address: 5 Hunt Road, Jamestown, NY 14701State Manifest No.: n/aManifest Doc. No.: n/a**Instructions**

Column 1 - Identify all U.S. EPA hazardous waste codes that apply to this waste shipment.

Column 2 - Choose the appropriate treatability group: Non-Wastewater (NWW) or Wastewater (WW).

Column 3 - Enter the appropriate Subcategory, if applicable, and also enter "Contaminated Soil" or "Debris" if the waste will be treated using one of the alternative treatment technologies provided by 268.49 (c) - soil, or 268.45 - debris.

Column 4 - Enter the letter of the appropriate paragraph from pages 1-2 of this form.

Column 5 - For F001 - F005, F039, D001 - D043, Debris and Contaminated Soil: please enter the Reference Number(s) for any constituents in your waste stream subject to treatment. The Reference Number(s) can be found in the EQ Resource Guide, LDR/UHC Constituent Table.

Manifest Line Item	U.S. EPA Hazardous Waste Code (s)	NWW or WW	Subcategory	How Must the Waste be Managed?	Reference Number(s) of Hazardous Constituents contained in the waste. Complete for F001-F005, F039, D001-D043, Soil and Debris wastes.
11A	F001	NWW	None	S	182
11B	D039, D043	NWW	None	S	
11C					
11D					

I hereby certify that all information submitted on this and all associated documents is complete and accurate to the best of my knowledge and information.

Generator Signature: Title: OWNERPrinted Name: MICHAEL K. LYONSDate: 7-18-05**How Must the Waste Be Managed?**S. THIS CONTAMINATED SOIL (DOES) / DOES NOT CONTAIN LISTED HAZARDOUS WASTE AND (DOES) / DOES NOT EXHIBIT A

(CIRCLE ONE)

(CIRCLE ONE)

CHARACTERISTIC OF HAZARDOUS WASTE AND (IS SUBJECT TO) / COMPLIES WITH THE SOIL TREATMENT STANDARDS

(CIRCLE ONE)

AS PROVIDED BY 268.49(c) OR THE UNIVERSAL TREATMENT STANDARDS. I certify under penalty of law that I have personally examined and am familiar with the treatment technology and operation of the treatment process used to support this certification and believe that it has been maintained and operated properly so as to comply with treatment standards specified in 40 CFR 268.49 without impermissible dilution of the prohibited wastes. I am aware that there are significant penalties for submitting a false certification, including the possibility of fine and imprisonment.



THE ENVIRONMENTAL QUALITY COMPANY<sup>®</sup>

**Generator Approval Notification**

July 26, 2005

**Customer: WASTE TECHNOLOGY SERVICES**

**Fax: (716) 754-8001**

MIKE LYONS  
ANDERSON CLEANERS  
5 HUNT ROAD  
JAMESTOWN, NY 14701

This Generator Approval Notification acknowledges the acceptability of waste material(s) into the EQ environmental protection facility identified below and ensures that this facility has the appropriate permit(s) issued by federal and state regulatory agencies to properly transport, treat, and/or dispose of the waste material(s).

**EQ FACILITY:** Michigan Disposal Waste Treatment Plant (MID000724831)  
49350 North I-94 Service Drive, Belleville, Michigan 48111

**Approval Number: 022864WTS**

**Generator EPA ID:** NYD012774063

**Expires On:** 7/21/2006

**Waste Common Name:** SOIL W/CHLORINATED SOLVENTS

**Comments:** REQUIRES SPECIAL SCHEDULING

**Primary Waste Code:** F001

**Secondary Waste Codes:**

D039 D040 D043

The Approval(s) listed above are based upon characterization information supplied to EQ by the Customer and the generator (if other than the Customer). The Customer is ultimately responsible for the accuracy and completeness of all such information, whether provided by the Customer or the generator. The Customer must notify the EQ Resource Team immediately upon knowledge of any changes to this information. This Approval and all wastes which are transported, delivered, or tendered to EQ under this Approval shall be subject to the attached Standard Terms and Conditions.

The Approval(s) will expire on the date(s) noted. Any new Approvals obtained from EQ on future business will be valid for a period of one (1) year from the date of issuance. Within 60 days of the Approval Expiration Date, you will be notified of the requirements for recertification.

**YOUR BUSINESS. OUR SOLUTIONS. A PRODUCTIVE PARTNERSHIP<sup>®</sup>**

Mail or fax to: Michigan Disposal Waste Treatment Plant, 49350 North I-94 Service Drive, Belleville, Michigan 48111, Phone: 1-800-592-5489 Fax: 1-800-592-5329



MICHIGAN DEPARTMENT OF  
ENVIRONMENTAL QUALITY

DO NOT WRITE IN THIS SPACE

ATT. ☐ DIS. ☐ REJ. ☐ PR. ☐

Act 451, 1994, as amended.

Failure to file may subject you to criminal and/or civil penalties under Section 324.11151 or 324.12116 MCL.

Form Approved. OMB No. 2050-0039

Information in the shaded area is not required by Federal law.

UNIFORM HAZARDOUS  
WASTE MANIFEST

1. Generator's US EPA ID No.

Manifest Document No.

2. Page 1

of 1

Generator's Name and Mailing Address

Anderson Cleaners  
5 Hunt Road  
Jamestown, NY 14701

4. Generator's Phone (716) 655-2473

5. Transporter 1 Company Name

Price Trucking Corp.

7. Transporter 2 Company Name

6. US EPA ID Number

NYD04676557

8. US EPA ID Number

10. US EPA ID Number

9. Designated Facility Name and Site Address

Michigan Disposal Waste Treatment Plant  
49350 North I-94 Service Drive  
Belleville MI 48111

LMID00072483

A. State Manifest Document Number

MI 9568918

B. State Generator's ID

C. State Transporter's ID

D. Transporter's Phone (716) 622-1414

E. State Transporter's ID

F. Transporter's Phone

G. State Facility's ID

H. Facility's Phone

(734) 697-7600

11. US DOT Description (including Proper Shipping Name, Hazard Class, and ID NUMBER).

12. Containers

13. Total Quantity

14. Unit

Waste No.

a. ☒ RQ Hazardous waste, solid, n.o.s.  
9, NA3077, III (D039, D043, F001)

No.

Type

EST

14

T

001

CM

16.54

D039

J. Additional Descriptions for Materials Listed Above

a) (B.E.T) 62284WTS (NY-T) (Also: D043, F001, D040)

K. Handling Codes for Wastes Listed Above

A

B

C

D

15. Special Handling Instructions and Additional Information

4) ERG 171

WTS# 17487

Emergency

Contact 800-825-

6001

16. GENERATOR'S CERTIFICATION: I hereby declare that the contents of this consignment are fully and accurately described above by proper shipping name and are classified, packed, marked, and labeled, and are in all respects in proper condition for transport by highway according to applicable international and national government regulations. If I am a large quantity generator, I certify that I have a program in place to reduce the volume and toxicity of waste generated to the degree I have determined to be economically practicable and that I have selected the practicable method of treatment, storage, or disposal currently available to me which minimizes the present and future threat to human health and the environment; OR, if I am a small quantity generator, I have made a good faith effort to minimize my waste generation and select the best waste management method that is available to me and that I can afford.

Printed/Typed Name

Michael K. Lyons

Signature

[Signature]

Date

Month Day Year

10/7/29/95

17. Transporter 1 Acknowledgement of Receipt of Materials

Printed/Typed Name

Monte Miles

Signature

[Signature]

Date

Month Day Year

10/7/29/95

18. Transporter 2 Acknowledgement of Receipt of Materials

Printed/Typed Name

Signature

Date

Month Day Year

10/7/29/95

19. Discrepancy Indication Space

CHANGE BA PER 10/8/95 OHS/C

20. Facility Owner or Operator: Certification of receipt of hazardous materials covered by this manifest except as noted in item 19.

Printed/Typed Name

[Signature]

Signature

[Signature]

Date

Month Day Year

10/7/29/95

# CERTIFICATE OF DISPOSAL



This certificate is to verify the wastes specified on Manifest # 119568918  
have been properly disposed of in accordance with all local, state and federal regulations.

*"Disposed of" means either: 1) Burial or 2) Processed as specified in 40 CFR et seq.*

FACILITY NAME:  
*(Please check one)*

☒ Michigan Disposal Waste Treatment Plant  
(EPA I.D. # MID000724831)

☐ Wayne Disposal, Inc.  
(EPA I.D. # MID048090633)

ADDRESS:

49350 N. I-94 Service Drive  
Belleville, Michigan 48111

PHONE NUMBER:

1-800-592-5489

FAX NUMBER:

1-800-592-5329

Authorized Signature: \_\_\_\_\_

THE ENVIRONMENTAL QUALITY COMPANY 49350 N. I-94 SERVICE DRIVE BELLEVILLE MICHIGAN 48111





WASTE AND HAZARDOUS MATERIALS DIVISION  
MICHIGAN DEPARTMENT OF  
ENVIRONMENTAL QUALITY

DO NOT WRITE IN THIS SPACE

ATT. ☐ DIS. ☐ REJ. ☐ PR. ☐

Required under authority of Part 111  
and Part 121 of Act 451, 1994, as  
amended.

Failure to file may subject you to criminal  
and/or civil penalties under Section  
324.1115 or 324.12116 MCL.

Please print or type

Form Approved OMB No. 2050-0039

UNIFORM HAZARDOUS  
WASTE MANIFEST

1. Generator's US EPA ID No.

Manifest  
Document No.

2. Page 1  
of 1

Information in the shaded areas  
is not required by Federal  
law.

3. Generator's Name and Mailing Address

Anderson Cleaners  
5 Hunt Road  
Jasper, NY 14701

4. Generator's Phone

(716) 655-2473

5. Transporter 1 Company Name

US EPA ID No.

Price Tracking Corp

NYD000072483

7. Transporter 2 Company Name

US EPA ID Number

9. Designated Facility Name and Site Address

10. US EPA ID Number

Michigan Disposal Waste Treatment Plant  
49350 North 184 Service Drive  
Belleville MI 48111

MI D000072483

(734) 887-7800

11. US DOT Description (including Proper Shipping Name, Hazard Class, and  
HM ID NUMBER).

12. Containers  
No. Type

13. Total  
Quantity

14. Unit  
Wt/Vol

15. Waste  
No.

a. ☒ RC Hazardous waste, solid, n.o.s.  
9, NA3077, III (D039, D043, F001)

0.01 CM

Est  
1.67

T

D039

J. Additional Descriptions for Materials Listed Above

a) (S.E.T) 82288WTS OR-T (Also: D043, F001, D045)

K. Handling Codes for  
Wastes Listed Above

A.  
B.  
C.  
D.

15. Special Handling Instructions and Additional Information

ERGH71

ANDERSON Cleaners  
716-664-5610

WTS# 17487

Emergency  
Contact 800-825  
6001

16. GENERATOR'S CERTIFICATION: I hereby declare that the contents of this consignment are fully and accurately described above by proper shipping name and are  
classified, packed, marked, and labeled, and are in all respects in proper condition for transport by highway according to applicable international and national government regulations.  
If I am a large quantity generator, I certify that I have a program in place to reduce the volume and toxicity of waste generated to the degree I have determined  
to be economically practicable and that I have selected the practicable method of treatment, storage, or disposal currently available to me which minimizes the  
present and future threat to human health and the environment. OR: If I am a small quantity generator, I have made a good faith effort to minimize my waste  
generation and select the best waste management method that is available to me and that I can afford.

Printed/Typed Name

Michael E. Lyons

Signature

Date  
Month Day Year  
07 26 05

17. Transporter 1 Acknowledgement of Receipt of Materials

Printed/Typed Name

Monte Miles

Signature

Monte Miles

Date  
Month Day Year  
07 26 05

18. Transporter 2 Acknowledgement of Receipt of Materials

Printed/Typed Name

Signature

Date  
Month Day Year  
07 26 05

19. Discrepancy Indication Space

Change Error 10/10/05

20. Facility Owner or Operator: Certification of receipt of hazardous materials covered by this manifest except as noted in  
Item 19.

Printed/Typed Name

Thomas Hall

Signature

Thomas Hall

Date  
Month Day Year  
07 26 05

# CERTIFICATE OF DISPOSAL



This certificate is to verify the wastes specified on Manifest # 1119568917  
have been properly disposed of in accordance with all local, state and federal regulations.

"Disposed of" means either: 1) Burial or 2) Processed as specified in 40 CFR et seq.

FACILITY NAME:  
*(Please check one)*

☒ Michigan Disposal Waste Treatment Plant  
(EPA I.D. # MID000724831)

☐ Wayne Disposal, Inc.  
(EPA I.D. # MID048090633)

ADDRESS:

49350 N. I-94 Service Drive  
Belleville, Michigan 48111

PHONE NUMBER:

1-800-592-5489

FAX NUMBER:

1-800-592-5329

Authorized Signature: \_\_\_\_\_

THE ENVIRONMENTAL QUALITY COMPANY 49350 N. I-94 SERVICE DRIVE BELLEVILLE MICHIGAN 48111

Item 16. The generator must read, print his/her name, sign and date the certification statement.  
Item 17. Print the name of the facility where the waste was disposed.  
Federal and state regulations require generators and transporters of hazardous waste, and owners or operators of hazardous waste treatment, storage, and disposal facilities to use the form (8700-22) and, if necessary, the continuation sheet (Form 8700-22A) for both inter- and intrastate transportation of hazard-  
ous waste as defined in 40 CFR and Part 111 of Act 451 of 1994, as amended (Part 111). States  
also require the use of this form.





WASTE AND HAZARDOUS MATERIALS DIVISION  
MICHIGAN DEPARTMENT OF  
ENVIRONMENTAL QUALITY

DO NOT WRITE IN THIS SPACE

ATT. ☐ DIS. ☐ REJ. ☐ PR. ☐

and Part 121 of Act 401, 1994, as amended.

Failure to file may subject you to criminal and/or civil penalties under Section 324.11151 or 324.12116 MCL.

Please print or type.

Form Approved. OMB No. 2050-0039

UNIFORM HAZARDOUS WASTE MANIFEST		1. Generator's US EPA ID No.	Manifest Document No.	2. Page 1 of 1	Information in the shaded areas is not required by Federal law.
3. Generator's Name and Mailing Address Anderson Cleaners 5 Hunt Road Jamestown, NY 14701		NYD012774063		A. State Manifest Document Number MI 9568920	
4. Generator's Phone (716) 655-2473		6. US EPA ID Number		B. State Generator's ID	
5. Transporter 1 Company Name Price Trucking Corp.		NYD04676557		C. State Transporter's ID 41814PA NY	
7. Transporter 2 Company Name		8. US EPA ID Number		D. Transporter's Phone (716) 622-1434	
9. Designated Facility Name and Site Address Michigan Disposal Waste Treatment Plant 49350 North I-94 Service Drive Belleville MI 48111		10. US EPA ID Number		E. State Transporter's ID F. Transporter's Phone G. State Facility's ID H. Facility's Phone (734) 697-7830	
11. US DOT Description (including Proper Shipping Name, Hazard Class, and HM ID NUMBER).		12. Containers		13. Total Quantity	14. Unit Wt/Vol
a. <input checked="" type="checkbox"/> RQ Hazardous waste, solid, n.o.s. 9, NA3077, III (D039, D043, F001)		No. Type 0 0 1 CM		EST. 17 12.26	Waste No. D039
b.					
c.					
d.					
15. Special Handling Instructions and Additional Information a) ERG#171				K Handling Codes for Wastes Listed Above A. B. C. D.	
16. GENERATOR'S CERTIFICATION: I hereby declare that the contents of this consignment are fully and accurately described above by proper shipping name and are classified, packed, marked, and labeled, and are in all respects in proper condition for transport by highway according to applicable international and national government regulations. If I am a large quantity generator, I certify that I have a program in place to reduce the volume and toxicity of waste generated to the degree I have determined to be economically practicable and that I have selected the practicable method of treatment, storage, or disposal currently available to me which minimizes the present and future threat to human health and the environment; OR; If I am a small quantity generator, I have made a good faith effort to minimize my waste generation and select the best waste management method that is available to me and that I can afford.				WTS# 17487 Emergency Contact: 800-825 6001	
Printed/Typed Name MICHAEL K. LYONS		Signature <i>Michael K. Lyons</i>		Date Month Day Year 10/7/2015	
17. Transporter 1 Acknowledgement of Receipt of Materials		Printed/Typed Name Robert Harvey		Signature <i>Robert A. Harvey</i>	
18. Transporter 2 Acknowledgement of Receipt of Materials		Printed/Typed Name		Signature	
19. Discrepancy Indication Space CHANGE 13A PER [Signature] 807282					
20. Facility Owner or Operator: Certification of receipt of hazardous materials covered by this manifest except as noted in Item 19.		Printed/Typed Name		Signature	

# CERTIFICATE OF DISPOSAL



This certificate is to verify the wastes specified on Manifest # 1119568920  
have been properly disposed of in accordance with all local, state and federal regulations.

*"Disposed of" means either: 1) Burial or 2) Processed as specified in 40 CFR et seq.*

FACILITY NAME:  
*(Please check one)*

☒ Michigan Disposal Waste Treatment Plant  
(EPA I.D. # MID000724831)

☐ Wayne Disposal, Inc.  
(EPA I.D. # MID048090633)

ADDRESS:

49350 N. I-94 Service Drive  
Belleville, Michigan 48111

PHONE NUMBER:

1-800-592-5489

FAX NUMBER:

1-800-592-5329

Authorized Signature: \_\_\_\_\_

THE ENVIRONMENTAL QUALITY COMPANY 49350 N. I-94 SERVICE DRIVE BELLEVILLE MICHIGAN 48111

WASTE AND HAZARDOUS MATERIALS DIVISION  
MICHIGAN DEPARTMENT OF  
ENVIRONMENTAL QUALITY

DO NOT WRITE IN THIS SPACE

ATT. ☐ DIS. ☐ REJ. ☐ PR. ☐

Required under authority of Part 111 and Part 121 of Act 451, 1994, as amended.

Failure to file may subject you to criminal and/or civil penalties under Section 324.11151 or 324.12116 MCL.

Please print or type.

Form Approved. OMB No. 2050-0039

UNIFORM HAZARDOUS  
WASTE MANIFEST

1. Generator's US EPA ID No.

Manifest  
Document No.

2. Page 1  
of 1

Information in the shaded areas is not required by Federal law.

3. Generator's Name and Mailing Address

Anderson Cleaners  
5 Hunt Road  
Jamestown, NY 14701

A. State Manifest Document Number

MI 9568921

B. State Generator's ID

C. State Transporter's ID

D. Transporter's Phone

E. State Transporter's ID

F. Transporter's Phone

G. State Facility's ID

H. Facility's Phone

4. Generator's Phone (716) 655-2473

5. Transporter 1 Company Name

6. US EPA ID Number

Price Trucking Corp.

NYD04878557

7. Transporter 2 Company Name

8. US EPA ID Number

9. Designated Facility Name and Site Address

10. US EPA ID Number

Michigan Disposal Waste Treatment Plant  
49350 North I-94 Service Drive  
Belleville MI 48111

LMID000072483

(734) 697-7830

11. US DOT Description (including Proper Shipping Name, Hazard Class, and ID NUMBER).

12. Containers

13. Total Quantity

14. Unit

15. Waste No.

a. ☒ RQ Hazardous waste, solid, n.o.s.  
9, NA3077, III (D039, D043, F001)

No. Type

EST.

14

D039

10.52

J. Additional Descriptions for Materials Listed Above

a) (S.E.T) D22864WTS (NY-T) (Also: D043, F001, D040)

K. Handling Codes for Wastes Listed Above

15. Special Handling Instructions and Additional Information

a) ERG#171

WTS# 17487

Emergency

Contact 800-825-

6001

16. GENERATOR'S CERTIFICATION: I hereby declare that the contents of this consignment are fully and accurately described above by proper shipping name and are classified, packed, marked, and labeled, and are in all respects in proper condition for transport by highway according to applicable international and national government regulations. If I am a large quantity generator, I certify that I have a program in place to reduce the volume and toxicity of waste generated to the degree I have determined to be economically practicable and that I have selected the practicable method of treatment, storage, or disposal currently available to me which minimizes the present and future threat to human health and the environment; OR, if I am a small quantity generator, I have made a good faith effort to minimize my waste generation and select the best waste management method that is available to me and that I can afford.

Printed/Typed Name

Signature

Date

MICHAEL K. LYONS

Michael K. Lyons

Month Day Year

01/21/05

17. Transporter 1 Acknowledgement of Receipt of Materials

Printed/Typed Name

Signature

Date

Monte Miles

Monte Miles

Month Day Year

07/27/05

18. Transporter 2 Acknowledgement of Receipt of Materials

Printed/Typed Name

Signature

Date

Month Day Year

19. Discrepancy Indication Space

CHANGE IN RECEIVED WTS 0728050

20. Facility Owner or Operator: Certification of receipt of hazardous materials covered by this manifest except as noted in item 19.

Printed/Typed Name

Signature

Date

Month Day Year

Michael K. Lyons

Michael K. Lyons

07/27/05

# CERTIFICATE OF DISPOSAL



This certificate is to verify the wastes specified on Manifest # MI 9568921  
have been properly disposed of in accordance with all local, state and federal regulations.

*"Disposed of" means either: 1) Burial or 2) Processed as specified in 40 CFR et seq.*

FACILITY NAME:  
*(Please check one)*

☒ Michigan Disposal Waste Treatment Plant  
(EPA I.D. # MID000724831)

☐ Wayne Disposal, Inc.  
(EPA I.D. # MID048090633)

ADDRESS:

49350 N. I-94 Service Drive  
Belleville, Michigan 48111

PHONE NUMBER:

1-800-592-5489

FAX NUMBER:

1-800-592-5329

Authorized Signature: \_\_\_\_\_

THE ENVIRONMENTAL QUALITY COMPANY 49350 N. I-94 SERVICE DRIVE BELLEVILLE MICHIGAN 48111

**Anderson Cleaners Site  
Jamestown, New York  
BCP Site C907027**

**DNAPL Removal Logs  
Location: PW-3**

<b>Date</b>	<b>Time</b>	<b>Weather</b>	<b>Quantity of Water Removed (gallons)</b>	<b>DNAPL Removed (ounces)</b>	<b>Comments</b>
5/21/08	1045	48 Rain	5	32	Purge water turbid; well recharges quickly
“	1234	48 Overcast	5	35	Purge water turbid; steady recharge
5/22/08	1100	44 Overcast/Rain	5	24	Purge water turbid
5/23/08	1045	53 Sun/Clouds	5	22	
5/24/08	1030	55 Sun	5	20	Purge water turbid
5/25/08	1143	62 Sunny	5	24	No recent rain
5/27/08	1130	65 Humid	5	22	
“	1410	54	4	13	Weather changing
5/28/08	1610	53 Stable	5	20	
5/29/08	1643	65 Sunny	5	16	
5/30/08	1612	55 some Clouds	5	16	No recent rain
6/2/08	1655	60 some Clouds	5	14	
6/3/08	1615	60 Cloudy	5	16	Light rain
6/4/08	0930	65 Muggy	5	18	
“	1030		4	19	
“	1530		4	16	
6/5/08	1330	80 light Rain	5	19	
“	1355		2.5	20	
“	1530		2.5	12	
6/6/08	1130	83 Sunny/Calm	5	18	
“	1252		5	24	10 minutes to purge 5 gallons
“	1307		5	42.7	14 minutes to purge 5 gallons
“	1334		5	44	9 minutes to purge 5 gallons
“	1402		5	52	8 minutes to purge 5 gallons
“	1420		5	62	12 minutes to purge 5 gallons
“					6/6/08 30 gallons of water purged and 242.7 oz. of DNAPL removed
6/7/08	0830	80 Humid	5	20	15 minutes to purge 5 gallons
“	0853		5	35	8 minutes to purge 5 gallons
“	0906		5	36	14 minutes to purge 5 gallons
“	0924		5	48	11 minutes to purge 5 gallons
“	0940		5	44	10 minutes to purge 5 gallons
“	0957		5	48	13 minutes to purge 5 gallons
6/8/08	1025	80s Humid	5	18	9 minutes to purge 5 gallons
“	1036		5	35	14 minutes to purge 5 gallons

**Anderson Cleaners Site  
Jamestown, New York  
BCP Site C907027**

**DNAPL Removal Logs  
Location: PW-3**

Date	Time	Weather	Quantity of Water Removed (gallons)	DNAPL Removed (ounces)	Comments
6/8/08	1055		5	37	8 minutes to purge 5 gallons
“	1108		2	16	5 minutes to purge 2 gallons
“	1115		2	14	5 minutes to purge 2 gallons
“	1125	Some Rain	4	34	9 minutes to purge 4 gallons
“	1548		5	34	10 minutes to purge 5 gallons
“	1603		5	37	12 minutes to purge 5 gallons
“	1618		5	43	12 minutes to purge 5 gallons
“					38 gallons/268 ounces DNAPL
6/10/08					Pump not working
6/13/08	1310	80s Sunny	30	236	
“	1330		5	39	
“			5	57	
“			5	45	
“			5	59	
“	1500		5	60	55 gallons/496 oz or 3.875 gallons DNAPL
6/17/08	1520	50s Overcast	5	8	
“			5	32	
“			5	44	
“			5	42	
6/18/08	1320	50s Overcast	5	12	
"			4	21	After 9 gallons well went “dry” than recovered
“			4	21	
“			4	29	
“			4	26	21 gallons/109 ounces DNAPL
6/20/08	1415	70 Sun	3.75	5	Started pulling air
“	1425		4	14	
“			4	24	
“			4	24	15.75 gallons/67 ounces DNAPL
5/21/08 - 6/21/08					296.75 gallons of water and 1917.7 ounces (14.98 gallons) of DNAPL removed in the period
6/25/08	1400	Clear	20	81	Pulled air at 3 gallons then fine
6/27/08	1400		4	6	
“			4	12	
“			4	21	

**Anderson Cleaners Site  
Jamestown, New York  
BCP Site C907027**

**DNAPL Removal Logs  
Location: PW-3**

<b>Date</b>	<b>Time</b>	<b>Weather</b>	<b>Quantity of Water Removed (gallons)</b>	<b>DNAPL Removed (ounces)</b>	<b>Comments</b>
6/27/08			3.75	22	15.75 gallons/61 ounces DNAPL
6/30/08	1000	Heavy rain over weekend	4	8	
“			4	18	
“			4	18	
“			4	22	20 gallons/82 ounces DNAPL
7/1/08	1030		5.5	12	
“			5	18	
“			4	13	
“			4	14	18.5 gallons/57 ounces DNAPL
7/7/08	1000	Hot/Dry	4	8	
“			4	10	
“			4	22	
“			4.5	21	
“			4	20	
“			4	20	24.5 gallons/101 ounces DNAPL
7/8/08	1510	Hot and Humid	4	5	
“			4	13	
“			4	18	
“			4	24	16 gallons/60 ounces DNAPL
7/10/08	0930	70 less Humid	4	5	
“			4	9	
“			4	18	
“			4	18	
“			4	20	
“			4	21	
“			4	20	28 gallons/111 ounces DNAPL
7/13/08	1125	Heavy Rain	4	5	
“			4	10	
“			4	15	
“			4	20	
“			4	20	
“			4	21	24 gallons/91 ounces DNAPL
7/15/08	1050	70 Clearing	4	5	
“			5	18	
“			4	16	
“			4	14	

**Anderson Cleaners Site  
Jamestown, New York  
BCP Site C907027**

**DNAPL Removal Logs  
Location: PW-3**

Date	Time	Weather	Quantity of Water Removed (gallons)	DNAPL Removed (ounces)	Comments
7/15/08			4	15	21 gallons/68 ounces DNAPL
7/16/08	1415		4	6	
“			4	12	
“			4	12	
“			4	16	16 gallons/46 ounces DNAPL
7/18/08	0930	80s Humid	4	3	
“			4	6	
“			4	13	
“			4	16	
“			4	21	
“			4.3	24	
“			3	14	27.3 gallons/97 ounces DNAPL
7/19/08	1000	Hot and Humid	4	2	
“			4	5	
“			4	13	
“			4	17	
“			4	16	20 gallons/53 ounces DNAPL
6/21/08 - 7/21/08					247.05 gallons of water and 892 ounces (6.97 gallons) DNAPL removed in the period
7/22/08	1530	Thunderstorms	4	4	
“			4	8	
“			4	12	
“			5	16	
“			4	18	21 gallons/58 ounces DNAPL
7/24/08	1600	70s some Rain	5	4	
“			5	12	
“			5	14	
“			5	16	
“			5	18	25 gallons/64 ounces DNAPL
7/31/08	1430	Rain on 7/30	4	2	Very turbid, slow purging
“			3.75	3	7.75 gallons/5 ounces DNAPL
8/5/08	0900	Humid/Rainy	4	1	Muddy water slow purging
“			4	7	Less turbid, faster purging
“			4	15	
“			4.5	19	20.5 gallons/52 ounces DNAPL
8/8/08	1230	Overcast/Chilly	5	4	



**Anderson Cleaners Site  
Jamestown, New York  
BCP Site C907027**

**DNAPL Removal Logs  
Location: PW-3**

Date	Time	Weather	Quantity of Water Removed (gallons)	DNAPL Removed (ounces)	Comments
8/8/08			5	13	
“			5	19	
“			5	22	
“			5	24	25 gallons/82 ounces DNAPL
8/11/08	1530	Overcast/Rainy	5	2	
“			5	8	
“			5	12	
“			5	15	
“			5	17	25 gallons/54 ounces DNAPL
8/13/08	1600	Clear	5	3	
“			5	8	
“			5	10	
“			5	18	
“			5	18	25 gallons/57 ounces DNAPL
8/16/08	1200	Clear/Cool	4.25	3	
“			4	5	
“			4	8	
“			4	11	
“			4	14	
“			4	12	24.5 gallons/53 ounces DNAPL
8/18/08	1010	Calm/Clear	4	2	
“	1350		4	1	
“			4	2	
“			4	9	
“			4	12	
“			4	10	24 gallons/38 ounces DNAPL
8/20/08	1200	75 Sunny	5	2	Turbid, Hydrogen Sulfide odor
“	1210		5	2	8 minutes to purge 5 gallons
“	1221		5	17	7 minutes to purge 5 gallons
“	1230		5	24	8 minutes to purge 5 gallons
“	1240		5	25	8 minutes to purge 5 gallons
“	1251		5	23	8 minutes to purge 5 gallons
“	1302		5	27	8 minutes to purge 5 gallons
“	1313		5	26	8 minutes to purge 5 gallons
“	1323		5.5	32	9 minutes to purge 5 gallons
“					45.5 gallons/178 ounces or 1.4 gallons DNAPL

**Anderson Cleaners Site  
Jamestown, New York  
BCP Site C907027**

**DNAPL Removal Logs  
Location: PW-3**

Date	Time	Weather	Quantity of Water Removed (gallons)	DNAPL Removed (ounces)	Comments
7/21/08 - 8/21/08					239 gallons of water and 641 ounces (5.01 gallons) DNAPL removed in the period
8/22/08	0855	Warm/No Rain	24	50	
8/23/08	1020	Clear	25	54	
8/25/08	1335		25	42	
8/26/08	1020	No Recent Rain	30	65	
8/28/08	1100	Overcast, Rain	5	2	
“			5	4	
“			5	11	
“			5	16	
“			5	16	
“					25 gallons/49 ounces DNAPL
8/30/08	1000	Warm, Wet	20	34	
9/2/08	0930	No Rain	30	53	
9/4/08	930		25	22	
9/6/08	1110	Rain/Cooler	35	58	
9/8/08	1600	Cloudy, 70s	25	20	
9/10/08	1530	Clear	30	34	
9/13/08	0945	Rain, Humid	5	2	
“			5	2	
“			5	4	
“			5	9	
“			5	12	
“			5	16	
“					30 gallons/45 ounces DNAPL
9/15/08	1030	Rain	40	56	
9/18/08	1140	Cooler, no Rain	30	22	
9/21/08	1015	Sunny	5	1	
“			5	1	
“			5	4	
“			5	6	
“			5	9	
“			5	14	
“			5	8	
“			5	13	
“			5	8	

**Anderson Cleaners Site  
Jamestown, New York  
BCP Site C907027**

**DNAPL Removal Logs  
Location: PW-3**

<b>Date</b>	<b>Time</b>	<b>Weather</b>	<b>Quantity of Water Removed (gallons)</b>	<b>DNAPL Removed (ounces)</b>	<b>Comments</b>
9/21/08					45 gallons/64 ounces DNAPL
8/21/08 - 9/21/08					439 gallons of water and 649 ounces (5.1 gallons) DNAPL removed in the period
9/24/08	1015	sunny	45	64	
9/27/08			30	20	

**Anderson Cleaners Site  
Jamestown, New York  
BCP Site C907027**

**DNAPL Removal Logs  
MW-204, MW-207 and WP-2**

	Location and DNAPL Removed (Ounces)			Total Removed (Ounces)
	MW-204	MW-207	WP-2	
11/08/2006	64			64
12/08/2006	192			192
12/20/2006	76.8			76.8
02/20/2007	trace	32		32
02/26/2007		64		64
03/13/2007		32		32
03/20/2007		12		12
03/26/2007		9		9
03/28/2007		8		8
03/30/2007	trace	trace		1
04/04/2007		16		16
04/10/2007		12		12
04/13/2007		8		8
04/17/2007		6		6
04/20/2007		16		16
04/23/2007		8		8
04/24/2007		2.4		2.4
04/26/2007		6		6
05/01/2007	2	16		18
05/03/2007		8		8
05/04/2007	2	2		4
05/07/2007	2	10		12
05/09/2007		6		6
05/10/2007		2		2
05/14/2007	1	10		11
05/15/2007		2		2
05/17/2007		4		4
05/23/2007	1	16		17
05/31/2007		18.4		18.4
06/01/2007	2	3.4		5.4
06/07/2007	3.5	18		21.5
06/11/2007		16		16
06/13/2007	0.5	8		8.5
06/15/2007		6		6
06/18/2007		10		10
06/20/2007	2.4	6		8.4

Date	Location and DNAPL Removed (Ounces)			Total Removed (Ounces)
	MW-204	MW-207	WP-2	
06/22/2007		5.4		5.4
06/25/2007		8		8
06/28/2007	0.5	8		8.5
07/03/2007		24		24
07/06/2007		10		10
07/09/2007	4	10		14
07/11/2007		5.4		5.4
07/12/2007	0.5			0.5
07/13/2007		4		4
07/16/2007	trace	10		10
07/18/2007	trace	5.4		5.4
07/20/2007	trace	4		4
07/23/2007	0.3	10		10.3
07/27/2007	2	8	PID 9999	10
07/30/2007		8		8
08/01/2007		5.4		5.4
08/02/2007	trace		2	2
08/06/2007		7		7
08/08/2007		10.4		10.4
08/16/2007		6	trace	6
08/18/2007		4	trace	4
08/22/2007		2.4		2.4
08/24/2007		2.2		2.2
08/27/2007		2.2		2.2
08/29/2007	2.4	2.2		6.6
08/31/2007	4	2.4	trace	6.4
09/05/2007		2.4		2.4
09/07/2007	2.4	2.4		4.8
09/11/2007	2.2	4		6.2
09/13/2007		3		3
09/17/2007	5.4	4		9.4
09/20/2007	2.2	2.4		4.6
09/25/2007	2.4	4		6.4
09/27/2007	1	2		3
10/09/2007	8	5.4	sheen	13.4
10/12/2007	12	2	sheen	14
10/15/2007	8	4		12
10/17/2007	3	2.4	2	7.4
10/19/2007	4	3		7
10/22/2007	2.4	4	sheen	6.4
10/24/2007	3	2	trace	5
10/29/2007	10	2.2	trace	12.2

Date	Location and DNAPL Removed (Ounces)			Total Removed (Ounces)
	MW-204	MW-207	WP-2	
10/31/2007	6	2		8
11/02/2007	6	3	trace	9
11/05/2007	2.4	1.8		4.2
11/07/2007	1	2	sheen	3
11/09/2007	8	2	2	12
11/12/2007	12	3		15
11/14/2007	6	0.5		6.5
11/19/2007	12	2	sheen	14
11/27/2007	8	6		14
11/29/2007	8	2.5		8.5
12/3/2007	none	3		3
12/6/2007	16	3		19
12/11/2007	14	4		18
12/17/2007	8	4		12
12/22/2007	3	4		7
12/26/2007	4	2		6
01/2/2008	2.5	4		6.5
01/7/2008	none	none		none
01/9/2008	none	slight sheen		none
01/14/2008	14	2.5		16.5
01/18/2008	1	2		3
01/24/2008	1	none		1
02/2/2008	none	trace		trace
02/8/2008	trace	2	24	26
02/14/2008	trace	1		1
02/22/2008	1	7	3	11
03/7/2008	2	3	2	7
03/17/2008	none	8		8
03/26/2008	2	2	sheen	4
04/2/2008		2		2
04/7/2008	1	4		5
04/17/2008	none	2	sheen	2
05/5/2008	trace	12		12
05/16/2008	none	12	none	12
05/21/2008	1	4	sheen	5
05/22/2008	none	0.5		0.5
05/23/2008	none	1		1
05/24/2008	none	1		1
05/25/2008	none	1		1
05/27/2008	none	2		2
06/2/2008	none	6		6
06/4/2008	none	2		2

Date	Location and DNAPL Removed (Ounces)			Total Removed (Ounces)
	MW-204	MW-207	WP-2	
06/6/2008		5		5
06/13/2008	none	12		12
06/19/2008	none	8		8
07/1/2008		12		12
07/16/2008		6		6
08/19/2008	sheen	20	11	31
8/29/2008		8	4.5	12.5
9/11/2008	none	0.5		0.5

<b>Appendix 3C</b> <b>Fish and Wildlife Resources Impact Analysis Decision Key</b>		If YES Go to:	If NO Go to:
1.	Is the site or area of concern a discharge or spill event?	13	2
2.	Is the site or area of concern a point source of contamination to the groundwater which will be prevented from discharging to surface water? Soil contamination is not widespread, or if widespread, is confined under buildings and paved areas.	13	3
3.	Is the site and all adjacent property a developed area with buildings, paved surfaces and little or no vegetation?	4	9
4.	Does the site contain habitat of an endangered, threatened or special concern species?	Section 3.10.1	5
5.	Has the contamination gone off-site?	6	14
6.	Is there any discharge or erosion of contamination to surface water or the potential for discharge or erosion of contamination?	7	14
7.	Are the site contaminants PCBs, pesticides or other persistent, bioaccumulable substances?	Section 3.10.1	8
8.	Does contamination exist at concentrations that could exceed ecological impact SCGs or be toxic to aquatic life if discharged to surface water?	Section 3.10.1	14
9.	Does the site or any adjacent or downgradient property contain any of the following resources? i. Any endangered, threatened or special concern species or rare plants or their habitat ii. Any DEC designated significant habitats or rare NYS Ecological Communities iii. Tidal or freshwater wetlands iv. Stream, creek or river v. Pond, lake, lagoon vi. Drainage ditch or channel vii. Other surface water feature viii. Other marine or freshwater habitat ix. Forest x. Grassland or grassy field xi. Parkland or woodland xii. Shrubby area xiii. Urban wildlife habitat xiv. Other terrestrial habitat	11	10
10.	Is the lack of resources due to the contamination?	3.10.1	14
11.	Is the contamination a localized source which has not migrated and will not migrate from the source to impact any on-site or off-site resources?	14	12
12.	Does the site have widespread surface soil contamination that is not confined under and around buildings or paved areas?	Section 3.10.1	12
13.	Does the contamination at the site or area of concern have the potential to migrate to, erode into or otherwise impact any on-site or off-site habitat of endangered, threatened or special concern species or other fish and wildlife resource? (See #9 for list of potential resources. Contact DEC for information regarding endangered species.)	Section 3.10.1	14
14.	No Fish and Wildlife Resources Impact Analysis needed.		